

December 24, 2008


IMAGED 68 PAGES
ON 12-29-08
DATE

**NOTICE OF SPECIAL MEETING
FORT BEND COUNTY COMMISSIONERS COURT
7TH FLOOR, WM. B. TRAVIS BUILDING, RICHMOND, TEXAS
WEDNESDAY, DECEMBER 24, 2008
8:30 O'CLOCK A.M.**

AGENDA

1. Call to Order.
2. Canvass votes for the Special Run Off Election conducted on December 16, 2008, for Texas Senate District 17, pursuant to Section 67.004 of the Texas Election Code.
3. Adjourn.

In the event any of the foregoing items are not covered in the time allocated on the date of this agenda, the County may order a continuance for the next day until the discussion is completed on all items.



Robert E. Hebert, County Judge

Notice of meeting/agenda posted at the Fort Bend County Courthouse Complex in Richmond, Texas, on Friday, December 19, 2008, by Donna Aspina. An electronic version of this notice is also posted on the Fort Bend County website: www.co.fort-bend.tx.us under Commissioners Court.

NOTICE

Policy of Non-Discrimination on the Basis of Disability

Fort Bend County does not discriminate on the basis of disability in the admission or access to, or treatment or employment in, its programs or activities. The County's ADA Coordinator is the Director of Facilities Management & Planning, located at 1402 Band Road, Suite 100, in Rosenberg, Texas, 77471, and can be reached at telephone number 281-633-7045. The Director of Facilities Management & Planning is designated to coordinate compliance with the non-discrimination requirements in Section 35.107 of the Department of Justice regulations. Information concerning the provisions of the Americans with Disabilities Act, and the rights provided thereunder, are available from the ADA coordinator.

NOTICE

The County Commissioners Court of Fort Bend County reserves the right to adjourn into executive session at any time during the course of this meeting to discuss any of the matters listed above, as authorized by Texas Government Code Sections 551.071 (Consultation with Attorney), 551.072 (Deliberations about Real Property), 551.073 (Deliberations about Gifts and Donations), 551.074 (Personnel Matters), 551.076 (Deliberations about Security Devices) and 551.086 (Economic Development).

FILED FOR RECORD
NO. _____ TIME 10:33 A.M.
P.M.

DEC 19 2008 *JCU*

Deanne Wilson
County Clerk Fort Bend Co. Tex.


**APPROVAL OF MINUTES
COMMISSIONERS COURT
FORT BEND COUNTY**

I, Dianne Wilson, duly elected County Clerk and Clerk of Court, Fort Bend County, Texas do hereby submit the Official Minutes of Commissioners Court held on the 24th day of December, 2008. (Special Meeting)



DIANNE WILSON, COUNTY CLERK

Now, therefore, be it resolved upon the motion of Commissioner Meyers seconded by Commissioner Patterson, duly put and carried, it is ordered to accept as presented for record the attached minutes approved on this the 6th day of January, 2009.



ROBERT E. HEBERT, COUNTY JUDGE

December 24, 2008

Approved

MINUTES

BE IT REMEMBERED, That on this 24th DAY of DECEMBER, 2008, Commissioners Court of Fort Bend County, Texas, met at a special meeting with the following present:

| | |
|-------------------------------|-------------------------|
| ROBERT E. HEBERT | COUNTY JUDGE |
| TOM D. STAVINOHA | COMMISSIONER PRECINCT 1 |
| SHERRY FISK for DIANNE WILSON | COUNTY CLERK |

Commissioner Prestage, Commissioner Meyers and Commissioner Patterson absent.

When the following were heard and the following orders were passed:

1. Call to Order.

Call to Order by Judge Hebert at 8:37 a.m.

2. Canvass votes for the Special Run Off Election conducted on December 16, 2008, for Texas Senate District 17, pursuant to Section 67.004 of the Texas Election Code.

Moved by Commissioner Stavinoha, Seconded by Judge Hebert, duly put and unanimously carried (2-0), it is ordered to accept results and canvass votes for the Special Run Off Election conducted on December 16, 2008, for Texas Senate District 17, pursuant to Section 67.004 of the Texas Election Code.

| | | | |
|------------------------|--------|------------------------|--------|
| Judge Hebert | yes | Commissioner Meyers | absent |
| Commissioner Stavinoha | yes | Commissioner Patterson | absent |
| Commissioner Prestage | absent | | |

Note: Statute only requires two members of Commissioners Court to canvass the election votes.

3. Adjourn.

Commissioners Court adjourned the special meeting at 8:40 a.m. on Wednesday, December 24, 2008.

**FORT BEND COUNTY FY 2008
COMMISSIONERS COURT AGENDA REQUEST FORM**
Return Completed Form to: Agenda Coordinator, County Judge's Office

| | |
|--|---|
| Date Submitted: December 16, 2008 | Submitted By: John Oldham |
| Court Agenda Date: December 24, 2008 8:30 A.M. | Department: Elections Phone Number: 341-8673 |

SUMMARY OF ITEM: Canvassing of the results of from the various precincts in Fort Bend County from the December 16 Run Off Election in Texas Senate District 17.

RENEWAL AGREEMENT/APPOINTMENT YES NO
REVIEWED BY COUNTY ATTORNEY'S OFFICE: YES NO

List Supporting Documents Attached: *Will be available Dec 24, 2008*

FINANCIAL SUMMARY:

BUDGETED ITEM: YES NO

FUNDNG SOURCE: (If Applicable):

REQUIRES AUDITOR TO CERTIFY FUNDS: YES NO

Instructions to submit Agenda Request Form:

- Completely fill out agenda form: Incomplete forms will not be processed.
- Agenda Request Forms may be submitted by e-mail, fax, or Inter-office mail, and all back-up information must be provided by Wednesday at 2:00 p.m. to all those listed below.
- All original back-up must be received in the County Judge's Office by 2:00 p.m. on Wednesday.

DISTRIBUTION:

Original Form Submitted with back up to County Judge's Office (✓ when completed)
 If by E-Mail to ospindon@co.fort-bend.tx.us If by Fax to (281) 341-8609

Distribute copies with back-up to all listed below. If by fax, send to numbers below:

| | |
|---|---|
| <input checked="" type="checkbox"/> Auditor (281-341-3774) | <input checked="" type="checkbox"/> Comm. Pct. 1 (281-342-0587) |
| <input checked="" type="checkbox"/> Budget Officer (281-344-3954) | <input checked="" type="checkbox"/> Comm. Pct. 2 (281-403-8009) |
| <input checked="" type="checkbox"/> Facilities/Planning (281-633-7022) | <input checked="" type="checkbox"/> Comm. Pct. 3 (281-242-9060) |
| <input checked="" type="checkbox"/> Purchasing Agent (281-341-8642) | <input checked="" type="checkbox"/> Comm. Pct. 4 (281-980-9077) |
| <input checked="" type="checkbox"/> Information Technology (281-341-4526) | <input checked="" type="checkbox"/> County Clerk (281-341-8697) |
| <input type="checkbox"/> Other: | <input checked="" type="checkbox"/> County Atty (281-341-4557) |

RECOMMENDATION / ACTION REQUESTED:

Special Handling Requested (specify):

CANVASS OF RUNOFF ELECTION IN SD-17

I, Robert E. Hebert, County Judge of Fort Bend County, Texas, met with the Fort Bend County Commissioners Court, sitting as the canvassing board, on Wednesday, December 24, 2008 at Fort Bend County, Texas to canvass the Runoff Election for Texas Senate District 17. Said election was held on December 16, 2008

I certify that the attached tabulation is the official results of the Runoff Election held in Fort Bend County, Texas on December 16, 2008.

A handwritten signature in black ink, appearing to read "Robert Hebert", written over a horizontal line.

Robert E. Hebert
County Judge



**Office of Elections Administration
Fort Bend County, Texas**


John Oldham
Elections Administrator

(281) 341-8670
Fax (281) 341-4418

CANVASS

I, John Oldham, Election Administrator for Fort Bend County Texas, do certify that the following are a true and accurate statement of the votes cast in the various precincts of Fort Bend County for the Runoff Election held on December 16, 2008 in Texas Senate District 17.

Dated: December 24, 2008



John Oldham
Election Administrator
Fort Bend County, Texas

Fort Bend County Rosenberg Annex Building
Physical: 4520 Reading Road, Suite A, Rosenberg, Texas 77471
Mailing: 301 Jackson Street, Suite 101, Richmond, Texas 77469
e-mail address: vote@co.fort-bend.tx.us

**Cumulative Report — Official
 Fort Bend County, Texas — Special Runoff Election — December 16, 2008**

12/23/2008 08:52 AM
 Precincts Reporting 53 of 53 = 100.00%

Page 1 of 1

Total Number of Voters : 11,073 of 108,261 = 10.23%

| Party | Candidate | Early | Election | Total |
|--|---------------------|--------------|--------------|---------------|
| State Senator, District 17 Unexpired Term, Vote For 1 | | | | |
| REP | Joan Huffman | 3,325 69.40% | 3,763 60.16% | 7,088 64.17% |
| DEM | Chris Bell | 1,466 30.60% | 2,492 39.84% | 3,958 35.83% |
| | | 4,791 99.83% | 6,255 99.70% | 11,046 99.76% |
| | | 0 0.00% | 0 0.00% | 0 0.00% |
| | | 8 0.17% | 19 0.30% | 27 0.24% |
| | Cast Votes: | | | |
| | Over Votes: | | | |
| | Under Votes: | | | |

Canvass Report — Total Voters — Official
Fort Bend County, Texas — Special Runoff Election — December 16, 2008

12/23/2008 08:56 AM
 Precincts Reporting 53 of 53 = 100.00%

Page 1 of 2

Total Number of Voters: 11,073 of 108,261 = 10.23%

State Senator, District 17 Unexpired Term

| Precinct | Early Ballots Cast | Election Ballots Cast | Total Ballots Cast | Registered Voters | Percent Turnout | REP Joan Huffman | DEM Chrs Bell | Totals |
|----------|--------------------|-----------------------|--------------------|-------------------|-----------------|---------------------|------------------|--------|
| 1007 | 78 | 122 | 201 | 2,668 | 7.53% | 126 | 73 | 199 |
| 1018 | 41 | 66 | 107 | 1,667 | 6.42% | 91 | 16 | 107 |
| 1021 | 24 | 60 | 84 | 661 | 12.71% | 73 | 11 | 84 |
| 1058 | 9 | 28 | 35 | 742 | 4.72% | 17 | 18 | 35 |
| 1088 | 11 | 45 | 56 | 515 | 10.87% | 43 | 13 | 56 |
| 1087 | 72 | 198 | 268 | 2,150 | 12.47% | 195 | 73 | 268 |
| 1118 | 143 | 397 | 540 | 6,941 | 7.78% | 318 | 222 | 540 |
| 2028 | 242 | 115 | 357 | 2,253 | 15.85% | 239 | 117 | 356 |
| 2030 | 334 | 202 | 536 | 2,905 | 18.45% | 336 | 200 | 536 |
| 2033 | 37 | 60 | 97 | 689 | 14.08% | 31 | 66 | 97 |
| 2034 | 17 | 28 | 45 | 1,290 | 3.49% | 0 | 45 | 45 |
| 2081 | 139 | 288 | 407 | 5,804 | 7.01% | 164 | 241 | 405 |
| 2090 | 67 | 105 | 172 | 1,219 | 14.11% | 85 | 87 | 172 |
| 2091 | 45 | 45 | 90 | 814 | 11.06% | 39 | 51 | 90 |
| 2092 | 82 | 31 | 113 | 854 | 13.23% | 63 | 50 | 113 |
| 2117 | 9 | 4 | 13 | 207 | 6.28% | 6 | 7 | 13 |
| 3009 | 308 | 392 | 700 | 3,149 | 22.23% | 577 | 120 | 697 |
| 3020 | 189 | 241 | 430 | 2,924 | 14.71% | 317 | 111 | 428 |
| 3022 | 304 | 194 | 498 | 3,195 | 15.59% | 339 | 156 | 495 |
| 3032 | 43 | 120 | 163 | 3,297 | 4.94% | 67 | 95 | 162 |
| 3035 | 81 | 90 | 171 | 2,063 | 8.29% | 125 | 46 | 171 |
| 3043 | 10 | 18 | 28 | 500 | 5.60% | 18 | 10 | 28 |
| 3053 | 81 | 116 | 197 | 3,316 | 5.94% | 105 | 92 | 197 |
| 3089 | 33 | 36 | 69 | 450 | 15.33% | 43 | 26 | 69 |
| 3086 | 21 | 62 | 83 | 1,865 | 4.45% | 30 | 53 | 83 |
| 3088 | 46 | 89 | 135 | 2,264 | 5.96% | 76 | 59 | 135 |
| 3099 | 49 | 78 | 127 | 2,808 | 4.52% | 70 | 56 | 126 |
| 3100 | 54 | 85 | 139 | 2,792 | 4.98% | 70 | 69 | 139 |
| 4011 | 89 | 154 | 243 | 1,900 | 12.79% | 169 | 74 | 243 |
| 4029 | 181 | 153 | 334 | 2,056 | 16.25% | 255 | 79 | 334 |
| 4042 | 60 | 44 | 104 | 930 | 11.18% | 70 | 34 | 104 |
| 4044 | 6 | 10 | 16 | 319 | 5.02% | 11 | 5 | 16 |
| 4046 | 38 | 79 | 117 | 1,529 | 7.65% | 67 | 50 | 117 |
| 4047 | 53 | 105 | 158 | 1,425 | 11.09% | 97 | 61 | 158 |

**Canvass Report — Total Voters — Official
 Fort Bend County, Texas — Special Runoff Election — December 16, 2008**

12/23/2008 08:56 AM
 Precincts Reporting 53 of 53 = 100.00%

Page 2 of 2

Total Number of Voters: 11,073 of 108,261 = 10.23%

State Senator, District 17 Unexpired Term

| Precinct | Early Ballots Cast | Election Ballots Cast | Total Ballots Cast | Registered Voters | Percent Turnout | REP Joan Huffman | DEM Chns Bell | Totals |
|--------------|--------------------|-----------------------|--------------------|-------------------|-----------------|---------------------|------------------|---------------|
| 4049 | 102 | 113 | 215 | 2,849 | 7.55% | 69 | 146 | 215 |
| 4062 | 119 | 227 | 346 | 3,216 | 10.76% | 199 | 144 | 343 |
| 4084 | 39 | 96 | 135 | 1,237 | 10.91% | 92 | 42 | 134 |
| 4085 | 124 | 172 | 296 | 3,601 | 8.22% | 145 | 151 | 296 |
| 4080 | 38 | 19 | 57 | 884 | 6.45% | 42 | 15 | 57 |
| 4083 | 110 | 145 | 255 | 3,111 | 8.20% | 185 | 69 | 254 |
| 4084 | 75 | 129 | 204 | 1,693 | 12.05% | 131 | 73 | 204 |
| 4084 | 0 | 2 | 2 | 42 | 4.76% | 2 | 0 | 2 |
| 4102 | 36 | 73 | 109 | 1,977 | 5.51% | 63 | 45 | 108 |
| 4105 | 89 | 71 | 160 | 1,288 | 12.42% | 98 | 62 | 160 |
| 4107 | 205 | 236 | 441 | 2,079 | 21.21% | 329 | 109 | 438 |
| 4109 | 36 | 46 | 82 | 1,010 | 8.12% | 32 | 50 | 82 |
| 4110 | 171 | 141 | 312 | 2,744 | 11.37% | 217 | 95 | 312 |
| 4111 | 88 | 159 | 247 | 2,234 | 11.06% | 170 | 77 | 247 |
| 4119 | 170 | 244 | 414 | 3,371 | 12.28% | 330 | 81 | 411 |
| 4121 | 64 | 72 | 136 | 1,664 | 8.17% | 109 | 27 | 136 |
| 4127 | 123 | 187 | 310 | 2,819 | 11.00% | 165 | 145 | 310 |
| 4128 | 148 | 180 | 328 | 2,930 | 11.19% | 251 | 77 | 328 |
| 4131 | 65 | 126 | 191 | 1,351 | 14.14% | 127 | 64 | 191 |
| TOTAL | 1,198 | 1,574 | 2,772 | 108,261 | | 7,088 | 3,988 | 11,076 |

AS PER ORIGINAL

**Cumulative Report — Official
 Fort Bend County, Texas — Special Runoff Election — December 16, 2008**

12/23/2008 08:52 AM

Precincts Reporting 53 of 53 = 100.00%

Page 1 of 1

Total Number of Voters : 11,073 of 108,261 = 10.23%

| Party | Candidate | Early | Election | Total |
|--|--------------|--------------|--------------|---------------|
| State Senator, District 17 Unexpired Term, Vote For 1 | | | | |
| REP | Joan Huffman | 3,325 69.40% | 3,763 60.16% | 7,088 64.17% |
| DEM | Chris Bell | 1,466 30.60% | 2,492 39.84% | 3,958 35.83% |
| | | 4,791 99.83% | 6,255 99.70% | 11,046 99.76% |
| Cast Votes: | | 0 0.00% | 0 0.00% | 0 0.00% |
| Over Votes: | | 8 0.17% | 19 0.30% | 27 0.24% |
| Under Votes: | | | | |

Canvass Report — Total Voters — Official
Fort Bend County, Texas — Special Runoff Election — December 16, 2008
 Page 1 of 2

12/23/2008 08:56 AM
 Precincts Reporting 53 of 53 = 100.00%

Total Number of Voters: 11,073 of 108,261 = 10.23%

State Senator, District 17 Unexpired Term

| Precinct | Early Ballots Cast | Election Ballots Cast | Total Ballots Cast | Registered Voters | Percent Turnout | REP Joan Huffman | DEM Chris Bell | Totals |
|----------|--------------------|-----------------------|--------------------|-------------------|-----------------|---------------------|-------------------|--------|
| 1007 | 79 | 122 | 201 | 2,668 | 7.53% | 126 | 73 | 199 |
| 1018 | 41 | 66 | 107 | 1,667 | 6.42% | 91 | 16 | 107 |
| 1021 | 24 | 60 | 84 | 661 | 12.71% | 73 | 11 | 84 |
| 1058 | 9 | 26 | 35 | 742 | 4.72% | 17 | 18 | 35 |
| 1068 | 11 | 45 | 56 | 515 | 10.87% | 43 | 13 | 56 |
| 1087 | 72 | 196 | 268 | 2,150 | 12.47% | 195 | 73 | 268 |
| 1118 | 143 | 397 | 540 | 6,941 | 7.78% | 318 | 222 | 540 |
| 2028 | 242 | 115 | 357 | 2,253 | 15.85% | 239 | 117 | 356 |
| 2030 | 334 | 202 | 536 | 2,905 | 18.45% | 336 | 200 | 536 |
| 2033 | 37 | 60 | 97 | 689 | 14.08% | 31 | 66 | 97 |
| 2034 | 17 | 28 | 45 | 1,290 | 3.49% | 0 | 45 | 45 |
| 2061 | 139 | 268 | 407 | 5,804 | 7.01% | 164 | 241 | 405 |
| 2090 | 67 | 105 | 172 | 1,219 | 14.11% | 85 | 87 | 172 |
| 2091 | 45 | 45 | 90 | 814 | 11.06% | 39 | 51 | 90 |
| 2092 | 82 | 31 | 113 | 854 | 13.23% | 63 | 50 | 113 |
| 2117 | 9 | 4 | 13 | 207 | 6.28% | 6 | 7 | 13 |
| 3009 | 308 | 392 | 700 | 3,149 | 22.23% | 577 | 120 | 697 |
| 3020 | 189 | 241 | 430 | 2,924 | 14.71% | 317 | 111 | 428 |
| 3022 | 304 | 194 | 498 | 3,195 | 15.59% | 339 | 156 | 495 |
| 3032 | 43 | 120 | 163 | 3,297 | 4.94% | 67 | 95 | 162 |
| 3035 | 81 | 90 | 171 | 2,063 | 8.29% | 125 | 46 | 171 |
| 3043 | 10 | 18 | 28 | 500 | 5.60% | 18 | 10 | 28 |
| 3053 | 81 | 116 | 197 | 3,316 | 5.94% | 105 | 92 | 197 |
| 3069 | 33 | 36 | 69 | 450 | 15.33% | 43 | 26 | 69 |
| 3086 | 21 | 62 | 83 | 1,865 | 4.45% | 30 | 53 | 83 |
| 3098 | 46 | 89 | 135 | 2,264 | 5.96% | 76 | 59 | 135 |
| 3099 | 49 | 78 | 127 | 2,808 | 4.52% | 70 | 56 | 126 |
| 3100 | 54 | 85 | 139 | 2,792 | 4.98% | 70 | 69 | 139 |
| 4011 | 89 | 154 | 243 | 1,900 | 12.79% | 169 | 74 | 243 |
| 4029 | 181 | 153 | 334 | 2,056 | 16.25% | 255 | 79 | 334 |
| 4042 | 60 | 44 | 104 | 930 | 11.18% | 70 | 34 | 104 |
| 4044 | 6 | 10 | 16 | 319 | 5.02% | 11 | 5 | 16 |
| 4046 | 38 | 79 | 117 | 1,529 | 7.65% | 67 | 50 | 117 |
| 4047 | 53 | 105 | 158 | 1,425 | 11.09% | 97 | 61 | 158 |

**Canvass Report — Total Voters — Official
Fort Bend County, Texas — Special Runoff Election — December 16, 2008**

Page 2 of 2

12/23/2008 08:56 AM

Total Number of Voters: 11,073 of 108,261 = 10.23%

Precincts Reporting 53 of 53 = 100.00%

State Senator, District 17 Unexpired Term

| Precinct | Early Ballots Cast | Election Ballots Cast | Total Ballots Cast | Registered Voters | Percent Turnout | REP Joan Huffman | DEM Chris Bell | Totals |
|----------------|--------------------|-----------------------|--------------------|-------------------|-----------------|---------------------|-------------------|---------------|
| 4049 | 102 | 113 | 215 | 2,849 | 7.55% | 69 | 146 | 215 |
| 4062 | 119 | 227 | 346 | 3,216 | 10.76% | 199 | 144 | 343 |
| 4064 | 39 | 96 | 135 | 1,237 | 10.91% | 92 | 42 | 134 |
| 4065 | 124 | 172 | 296 | 3,601 | 8.22% | 145 | 151 | 296 |
| 4080 | 38 | 19 | 57 | 884 | 6.45% | 42 | 15 | 57 |
| 4083 | 110 | 145 | 255 | 3,111 | 8.20% | 185 | 69 | 254 |
| 4084 | 75 | 129 | 204 | 1,693 | 12.05% | 131 | 73 | 204 |
| 4094 | 0 | 2 | 2 | 42 | 4.76% | 2 | 0 | 2 |
| 4102 | 36 | 73 | 109 | 1,977 | 5.51% | 63 | 45 | 108 |
| 4105 | 89 | 71 | 160 | 1,288 | 12.42% | 98 | 62 | 160 |
| 4107 | 205 | 236 | 441 | 2,079 | 21.21% | 329 | 109 | 438 |
| 4109 | 36 | 46 | 82 | 1,010 | 8.12% | 32 | 50 | 82 |
| 4110 | 171 | 141 | 312 | 2,744 | 11.37% | 217 | 95 | 312 |
| 4111 | 88 | 159 | 247 | 2,234 | 11.06% | 170 | 77 | 247 |
| 4119 | 170 | 244 | 414 | 3,371 | 12.28% | 330 | 81 | 411 |
| 4121 | 64 | 72 | 136 | 1,664 | 8.17% | 109 | 27 | 136 |
| 4127 | 123 | 187 | 310 | 2,819 | 11.00% | 165 | 145 | 310 |
| 4129 | 148 | 180 | 328 | 2,930 | 11.19% | 251 | 77 | 328 |
| 4131 | 65 | 126 | 191 | 1,351 | 14.14% | 127 | 64 | 191 |
| Totals: | 4,799 | 6,274 | 11,073 | 108,261 | | 7,088 | 3,958 | 11,046 |

**Cumulative Report — Official
 Fort Bend County, Texas — Special Runoff Election — December 16, 2008**

12/23/2008 08:52 AM

Page 1 of 1

Total Number of Voters : 11,073 of 108,261 = 10.23%

Precincts Reporting 53 of 53 = 100.00%

| Party | Candidate | Early | Election | Total |
|--|---------------------|--------------|--------------|---------------|
| State Senator, District 17 Unexpired Term, Vote For 1 | | | | |
| REP | Joan Huffman | 3,325 69.40% | 3,763 60.16% | 7,088 64.17% |
| DEM | Chris Bell | 1,466 30.60% | 2,492 39.84% | 3,958 35.83% |
| | | 4,791 99.83% | 6,255 99.70% | 11,046 99.76% |
| | Cast Votes: | 0 0.00% | 0 0.00% | 0 0.00% |
| | Over Votes: | 8 0.17% | 19 0.30% | 27 0.24% |
| | Under Votes: | | | |

Canvass Report — Total Voters — Official
Fort Bend County, Texas — Special Runoff Election — December 16, 2008

12/23/2008 08:56 AM
 Precincts Reporting 53 of 53 = 100.00%

Total Number of Voters: 11,073 of 108,261 = 10.23%

Page 1 of 2

State Senator, District 17 Unexpired Term

| Precinct | Early Ballots Cast | Election Ballots Cast | Total Ballots Cast | Registered Voters | Percent Turnout | RFP Joan Huffman | DEM Chris Bell | Totals |
|----------|--------------------|-----------------------|--------------------|-------------------|-----------------|---------------------|-------------------|--------|
| 1007 | 79 | 122 | 201 | 2,668 | 7.53% | 126 | 73 | 199 |
| 1018 | 41 | 66 | 107 | 1,667 | 6.42% | 91 | 16 | 107 |
| 1021 | 24 | 60 | 84 | 661 | 12.71% | 73 | 11 | 84 |
| 1058 | 9 | 26 | 35 | 742 | 4.72% | 17 | 18 | 35 |
| 1068 | 11 | 45 | 56 | 515 | 10.87% | 43 | 13 | 56 |
| 1087 | 72 | 196 | 268 | 2,150 | 12.47% | 195 | 73 | 268 |
| 1118 | 143 | 397 | 540 | 6,941 | 7.78% | 318 | 222 | 540 |
| 2028 | 242 | 115 | 357 | 2,253 | 15.85% | 239 | 117 | 356 |
| 2030 | 334 | 202 | 536 | 2,905 | 18.45% | 336 | 200 | 536 |
| 2033 | 37 | 60 | 97 | 689 | 14.08% | 31 | 66 | 97 |
| 2034 | 17 | 28 | 45 | 1,290 | 3.49% | 0 | 45 | 45 |
| 2061 | 139 | 268 | 407 | 5,804 | 7.01% | 164 | 241 | 405 |
| 2090 | 67 | 105 | 172 | 1,219 | 14.11% | 85 | 87 | 172 |
| 2091 | 45 | 45 | 90 | 814 | 11.06% | 39 | 51 | 90 |
| 2092 | 82 | 31 | 113 | 854 | 13.23% | 63 | 50 | 113 |
| 2117 | 9 | 4 | 13 | 207 | 6.28% | 6 | 7 | 13 |
| 3009 | 308 | 392 | 700 | 3,149 | 22.23% | 577 | 120 | 697 |
| 3020 | 189 | 241 | 430 | 2,924 | 14.71% | 317 | 111 | 428 |
| 3022 | 304 | 194 | 498 | 3,195 | 15.59% | 339 | 156 | 495 |
| 3032 | 43 | 120 | 163 | 3,297 | 4.94% | 67 | 95 | 162 |
| 3035 | 81 | 90 | 171 | 2,063 | 8.29% | 125 | 46 | 171 |
| 3043 | 10 | 18 | 28 | 500 | 5.60% | 18 | 10 | 28 |
| 3053 | 81 | 116 | 197 | 3,316 | 5.94% | 105 | 92 | 197 |
| 3069 | 33 | 36 | 69 | 450 | 15.33% | 43 | 26 | 69 |
| 3086 | 21 | 62 | 83 | 1,865 | 4.45% | 30 | 53 | 83 |
| 3098 | 46 | 89 | 135 | 2,264 | 5.96% | 76 | 59 | 135 |
| 3099 | 49 | 78 | 127 | 2,808 | 4.52% | 70 | 56 | 126 |
| 3100 | 54 | 85 | 139 | 2,792 | 4.98% | 70 | 69 | 139 |
| 4011 | 89 | 154 | 243 | 1,900 | 12.79% | 169 | 74 | 243 |
| 4029 | 181 | 153 | 334 | 2,056 | 16.25% | 255 | 79 | 334 |
| 4042 | 60 | 44 | 104 | 930 | 11.18% | 70 | 34 | 104 |
| 4044 | 6 | 10 | 16 | 319 | 5.02% | 11 | 5 | 16 |
| 4046 | 38 | 79 | 117 | 1,529 | 7.65% | 67 | 50 | 117 |
| 4047 | 53 | 105 | 158 | 1,425 | 11.09% | 97 | 61 | 158 |

**Canvass Report — Total Voters — Official
 Fort Bend County, Texas — Special Runoff Election — December 16, 2008**

12/23/2008 08:56 AM
 Precincts Reporting 53 of 53 = 100.00%

Page 2 of 2

Total Number of Voters: 11,073 of 108,261 = 10.23%

State Senator, District 17 Unexpired Term

| Precinct | Early Ballots Cast | Election Ballots Cast | Total Ballots Cast | Registered Voters | Percent Turnout | REP Joan Huffman | DEM Chris Bell | Totals |
|----------------|--------------------|-----------------------|--------------------|-------------------|-----------------|---------------------|-------------------|---------------|
| 4049 | 102 | 113 | 215 | 2,849 | 7.55% | 69 | 146 | 215 |
| 4062 | 119 | 227 | 346 | 3,216 | 10.76% | 199 | 144 | 343 |
| 4064 | 39 | 96 | 135 | 1,237 | 10.91% | 92 | 42 | 134 |
| 4065 | 124 | 172 | 296 | 3,601 | 8.22% | 145 | 151 | 296 |
| 4080 | 38 | 19 | 57 | 884 | 6.45% | 42 | 15 | 57 |
| 4083 | 110 | 145 | 255 | 3,111 | 8.20% | 185 | 69 | 254 |
| 4084 | 75 | 129 | 204 | 1,693 | 12.05% | 131 | 73 | 204 |
| 4094 | 0 | 2 | 2 | 42 | 4.76% | 2 | 0 | 2 |
| 4102 | 36 | 73 | 109 | 1,977 | 5.51% | 63 | 45 | 108 |
| 4105 | 89 | 71 | 160 | 1,288 | 12.42% | 98 | 62 | 160 |
| 4107 | 205 | 236 | 441 | 2,079 | 21.21% | 329 | 109 | 438 |
| 4109 | 36 | 46 | 82 | 1,010 | 8.12% | 32 | 50 | 82 |
| 4110 | 171 | 141 | 312 | 2,744 | 11.37% | 217 | 95 | 312 |
| 4111 | 88 | 159 | 247 | 2,234 | 11.06% | 170 | 77 | 247 |
| 4119 | 170 | 244 | 414 | 3,371 | 12.28% | 330 | 81 | 411 |
| 4121 | 64 | 72 | 136 | 1,664 | 8.17% | 109 | 27 | 136 |
| 4127 | 123 | 187 | 310 | 2,819 | 11.00% | 165 | 145 | 310 |
| 4129 | 148 | 180 | 328 | 2,930 | 11.19% | 251 | 77 | 328 |
| 4131 | 65 | 126 | 191 | 1,351 | 14.14% | 127 | 64 | 191 |
| Totals: | 4,799 | 6,274 | 11,073 | 108,261 | | 7,088 | 3,958 | 11,046 |

Precinct Report — Official
Fort Bend County, Texas — Special Runoff Election — December 16, 2008

12/23/2008 08:54 AM
 Precincts Reporting 53 of 53 = 100.00%

Page 1 of 53

Total Number of Voters : 11,073 of 108,261 = 10.23%

| Party | Candidate | Early | Election | Total |
|-------|-----------|-------|----------|-------|
|-------|-----------|-------|----------|-------|

Precinct 1007 (Ballots Cast: 201)

State Senator, District 17 Unexpired Term, Vote For 1

| | | | | | | | |
|-----|--------------|----|---------|-----|--------|-----|--------|
| REP | Joan Huffman | 51 | 64.56% | 75 | 62.50% | 126 | 63.32% |
| DEM | Chris Bell | 28 | 35.44% | 45 | 37.50% | 73 | 36.68% |
| | | 79 | 100.00% | 120 | 98.36% | 199 | 99.00% |
| | Cast Votes: | 0 | 0.00% | 0 | 0.00% | 0 | 0.00% |
| | Over Votes: | 0 | 0.00% | 2 | 1.64% | 2 | 1.00% |
| | Under Votes: | | | | | | |

Precinct Report — Official
Fort Bend County, Texas — Special Runoff Election — December 16, 2008

12/23/2008 08:54 AM
 Precincts Reporting 53 of 53 = 100.00%

Page 2 of 53

Total Number of Voters : 11,073 of 108,261 = 10.23%

| Party | Candidate | Early | Election | Total |
|-------|-----------|-------|----------|-------|
|-------|-----------|-------|----------|-------|

Precinct 1018 (Ballots Cast: 107)

State Senator, District 17 Unexpired Term, Vote For 1

REP Joan Huffman
 DEM Chris Bell

| | | | | | |
|----|---------|----|---------|-----|---------|
| 32 | 78.05% | 59 | 89.39% | 91 | 85.05% |
| 9 | 21.95% | 7 | 10.61% | 16 | 14.95% |
| 41 | 100.00% | 66 | 100.00% | 107 | 100.00% |
| 0 | 0.00% | 0 | 0.00% | 0 | 0.00% |
| 0 | 0.00% | 0 | 0.00% | 0 | 0.00% |

Cast Votes:

Over Votes:

Under Votes:

Precinct Report — Official
Fort Bend County, Texas — Special Runoff Election — December 16, 2008

12/23/2008 08:54 AM
 Precincts Reporting 53 of 53 = 100.00%

Page 3 of 53

Total Number of Voters : 11,073 of 108,261 = 10.23%

| Party | Candidate | Early | Election | Total |
|-------|-----------|-------|----------|-------|
|-------|-----------|-------|----------|-------|

Precinct 1021 (Ballots Cast: 84)

State Senator, District 17 Unexpired Term, Vote For 1

| | | | | | | | |
|-----|--------------|----|---------|----|---------|----|---------|
| REP | Joan Huffman | 22 | 91.67% | 51 | 85.00% | 73 | 86.90% |
| DEM | Chris Bell | 2 | 8.33% | 9 | 15.00% | 11 | 13.10% |
| | | 24 | 100.00% | 60 | 100.00% | 84 | 100.00% |
| | Cast Votes: | 0 | 0.00% | 0 | 0.00% | 0 | 0.00% |
| | Over Votes: | 0 | 0.00% | 0 | 0.00% | 0 | 0.00% |
| | Under Votes: | | | | | | |

Precinct Report — Official
Fort Bend County, Texas — Special Runoff Election — December 16, 2008

12/23/2008 08:54 AM
 Precincts Reporting 53 of 53 = 100.00%

Page 4 of 53

Total Number of Voters : 11,073 of 108,261 = 10.23%

| Party | Candidate | Early | Election | Total |
|-------|-----------|-------|----------|-------|
|-------|-----------|-------|----------|-------|

Precinct 1058 (Ballots Cast: 35)

State Senator, District 17 Unexpired Term, Vote For 1

| | | | | | | | |
|-----|---------------------|---|---------|----|---------|----|---------|
| REP | Joan Huffman | 2 | 22.22% | 15 | 57.69% | 17 | 48.57% |
| DEM | Chris Bell | 7 | 77.78% | 11 | 42.31% | 18 | 51.43% |
| | | 9 | 100.00% | 26 | 100.00% | 35 | 100.00% |
| | Cast Votes: | 0 | 0.00% | 0 | 0.00% | 0 | 0.00% |
| | Over Votes: | 0 | 0.00% | 0 | 0.00% | 0 | 0.00% |
| | Under Votes: | | | | | | |

Precinct Report — Official
Fort Bend County, Texas — Special Runoff Election — December 16, 2008

12/23/2008 08:54 AM
 Precincts Reporting 53 of 53 = 100.00%

Page 5 of 53

Total Number of Voters : 11,073 of 108,261 = 10.23%

| Party | Candidate | Early | Election | Total |
|-------|-----------|-------|----------|-------|
|-------|-----------|-------|----------|-------|

Precinct 1068 (Ballots Cast: 56)

State Senator, District 17 Unexpired Term, Vote For 1
 REP Joan Huffman
 DEM Chris Bell

| | | | | | |
|----|---------|----|---------|----|---------|
| 6 | 54.55% | 37 | 82.22% | 43 | 76.79% |
| 5 | 45.45% | 8 | 17.78% | 13 | 23.21% |
| 11 | 100.00% | 45 | 100.00% | 56 | 100.00% |
| 0 | 0.00% | 0 | 0.00% | 0 | 0.00% |
| 0 | 0.00% | 0 | 0.00% | 0 | 0.00% |

Cast Votes:

Over Votes:

Under Votes:

Precinct Report — Official
Fort Bend County, Texas — Special Runoff Election — December 16, 2008

12/23/2008 08:54 AM
 Precincts Reporting 53 of 53 = 100.00%

Page 6 of 53

Total Number of Voters : 11,073 of 108,261 = 10.23%

| | | | | |
|-------|-----------|-------|----------|-------|
| Party | Candidate | Early | Election | Total |
|-------|-----------|-------|----------|-------|

Precinct 1087 (Ballots Cast: 268)

State Senator, District 17 Unexpired Term, Vote For 1

REP Joan Huffman
 DEM Chris Bell

| | | | | | |
|----|---------|-----|---------|-----|---------|
| 47 | 65.28% | 148 | 75.51% | 195 | 72.76% |
| 25 | 34.72% | 48 | 24.49% | 73 | 27.24% |
| 72 | 100.00% | 196 | 100.00% | 268 | 100.00% |
| 0 | 0.00% | 0 | 0.00% | 0 | 0.00% |
| 0 | 0.00% | 0 | 0.00% | 0 | 0.00% |

Cast Votes:

Over Votes:

Under Votes:

Precinct Report — Official
Fort Bend County, Texas — Special Runoff Election — December 16, 2008

12/23/2008 08:54 AM
 Precincts Reporting 53 of 53 = 100.00%

Page 7 of 53

Total Number of Voters : 11,073 of 108,261 = 10.23%

| Party | Candidate | Early | Election | Total |
|-------|-----------|-------|----------|-------|
|-------|-----------|-------|----------|-------|

Precinct 1118 (Ballots Cast: 540)

State Senator, District 17 Unexpired Term, Vote For 1

| | | | | | | | |
|-----|---------------------|-----|---------|-----|---------|-----|---------|
| REP | Joan Huffman | 88 | 61.54% | 230 | 57.93% | 318 | 58.89% |
| DEM | Chris Bell | 55 | 38.46% | 167 | 42.07% | 222 | 41.11% |
| | | 143 | 100.00% | 397 | 100.00% | 540 | 100.00% |
| | Cast Votes: | 0 | 0.00% | 0 | 0.00% | 0 | 0.00% |
| | Over Votes: | 0 | 0.00% | 0 | 0.00% | 0 | 0.00% |
| | Under Votes: | 0 | 0.00% | 0 | 0.00% | 0 | 0.00% |

Precinct Report — Official
Fort Bend County, Texas — Special Runoff Election — December 16, 2008

12/23/2008 08:54 AM
 Precincts Reporting 53 of 53 = 100.00%

Page 8 of 53

Total Number of Voters : 11,073 of 108,261 = 10.23%

| Party | Candidate | Early | Election | Total |
|-------|-----------|-------|----------|-------|
|-------|-----------|-------|----------|-------|

Precinct 2028 (Ballots Cast: 357)

State Senator, District 17 Unexpired Term, Vote For 1

| | | | | | | | |
|-----|--------------|-----|--------|-----|---------|-----|--------|
| REP | Joan Huffman | 167 | 69.29% | 72 | 62.61% | 239 | 67.13% |
| DEM | Chris Bell | 74 | 30.71% | 43 | 37.39% | 117 | 32.87% |
| | | 241 | 99.59% | 115 | 100.00% | 356 | 99.72% |
| | Cast Votes: | 0 | 0.00% | 0 | 0.00% | 0 | 0.00% |
| | Over Votes: | 1 | 0.41% | 0 | 0.00% | 1 | 0.28% |
| | Under Votes: | | | | | | |

Precinct Report — Official
Fort Bend County, Texas — Special Runoff Election — December 16, 2008

12/23/2008 08:54 AM
 Precincts Reporting 53 of 53 = 100.00%

Page 9 of 53

Total Number of Voters : 11,073 of 108,261 = 10.23%

| Party | Candidate | Early | Election | Total |
|-------|-----------|-------|----------|-------|
|-------|-----------|-------|----------|-------|

Precinct 2030 (Ballots Cast: 536)

State Senator, District 17 Unexpired Term, Vote For 1

| | | | | | | | |
|-----|---------------------|-----|---------|-----|---------|-----|---------|
| REP | Joan Huffman | 225 | 67.37% | 111 | 54.95% | 336 | 62.69% |
| DEM | Chris Bell | 109 | 32.63% | 91 | 45.05% | 200 | 37.31% |
| | | 334 | 100.00% | 202 | 100.00% | 536 | 100.00% |
| | Cast Votes: | 0 | 0.00% | 0 | 0.00% | 0 | 0.00% |
| | Over Votes: | 0 | 0.00% | 0 | 0.00% | 0 | 0.00% |
| | Under Votes: | | | | | | |

Precinct Report — Official
Fort Bend County, Texas — Special Runoff Election — December 16, 2008

12/23/2008 08:54 AM
 Precincts Reporting 53 of 53 = 100.00%

Page 10 of 53

Total Number of Voters : 11,073 of 108,261 = 10.23%

| Party | Candidate | Early | Election | Total |
|-------|-----------|-------|----------|-------|
|-------|-----------|-------|----------|-------|

Precinct 2033 (Ballots Cast: 97)

State Senator, District 17 Unexpired Term, Vote For 1

| | | | | | | | |
|-----|--------------|----|---------|----|---------|----|---------|
| REP | Joan Huffman | 23 | 62.16% | 8 | 13.33% | 31 | 31.96% |
| DEM | Chris Bell | 14 | 37.84% | 52 | 86.67% | 66 | 68.04% |
| | | 37 | 100.00% | 60 | 100.00% | 97 | 100.00% |
| | Cast Votes: | 0 | 0.00% | 0 | 0.00% | 0 | 0.00% |
| | Over Votes: | 0 | 0.00% | 0 | 0.00% | 0 | 0.00% |
| | Under Votes: | 0 | 0.00% | 0 | 0.00% | 0 | 0.00% |

Precinct Report — Official
Fort Bend County, Texas — Special Runoff Election — December 16, 2008

12/23/2008 08:54 AM
 Precincts Reporting 53 of 53 = 100.00%

Page 11 of 53

Total Number of Voters : 11,073 of 108,261 = 10.23%

| Party | Candidate | Early | Election | Total |
|-------|-----------|-------|----------|-------|
|-------|-----------|-------|----------|-------|

Precinct 2034 (Ballots Cast: 45)

State Senator, District 17 Unexpired Term, Vote For 1

| | | | | | |
|---------------------|--------------|----|---------|----|---------|
| REP | Joan Huffman | 0 | 0.00% | 0 | 0.00% |
| DEM | Chris Bell | 17 | 100.00% | 28 | 100.00% |
| Cast Votes: | | 17 | 100.00% | 28 | 100.00% |
| Over Votes: | | 0 | 0.00% | 0 | 0.00% |
| Under Votes: | | 0 | 0.00% | 0 | 0.00% |
| Total | | 17 | 100.00% | 28 | 100.00% |

Precinct Report — Official
Fort Bend County, Texas — Special Runoff Election — December 16, 2008

12/23/2008 08:54 AM
 Precincts Reporting 53 of 53 = 100.00%

Page 12 of 53

Total Number of Voters : 11,073 of 108,261 = 10.23%

| Party | Candidate | Early | Election | Total |
|-------|-----------|-------|----------|-------|
|-------|-----------|-------|----------|-------|

Precinct 2061 (Ballots Cast: 407)

State Senator, District 17 Unexpired Term, Vote For 1

REP Joan Huffman
 DEM Chris Bell

| | | | | | |
|-----|--------|-----|---------|-----|--------|
| 67 | 48.91% | 97 | 36.19% | 164 | 40.49% |
| 70 | 51.09% | 171 | 63.81% | 241 | 59.51% |
| 137 | 98.56% | 268 | 100.00% | 405 | 99.51% |
| 0 | 0.00% | 0 | 0.00% | 0 | 0.00% |
| 2 | 1.44% | 0 | 0.00% | 2 | 0.49% |

Cast Votes:

Over Votes:

Under Votes:

Precinct Report — Official
Fort Bend County, Texas — Special Runoff Election — December 16, 2008

12/23/2008 08:54 AM
 Precincts Reporting 53 of 53 = 100.00%

Page 13 of 53

Total Number of Voters : 11,073 of 108,261 = 10.23%

| Party | Candidate | Early | Election | Total |
|-------|-----------|-------|----------|-------|
|-------|-----------|-------|----------|-------|

Precinct 2090 (Ballots Cast: 172)

State Senator, District 17 Unexpired Term, Vote For 1
 REP Joan Huffman
 DEM Chris Bell

| | | | | | |
|----|---------|-----|---------|-----|---------|
| 42 | 62.69% | 43 | 40.95% | 85 | 49.42% |
| 25 | 37.31% | 62 | 59.05% | 87 | 50.58% |
| 67 | 100.00% | 105 | 100.00% | 172 | 100.00% |
| 0 | 0.00% | 0 | 0.00% | 0 | 0.00% |
| 0 | 0.00% | 0 | 0.00% | 0 | 0.00% |

Cast Votes:

Over Votes:

Under Votes:

Precinct Report — Official
Fort Bend County, Texas — Special Runoff Election — December 16, 2008

12/23/2008 08:54 AM
 Precincts Reporting 53 of 53 = 100.00%

Page 14 of 53

Total Number of Voters : 11,073 of 108,261 = 10.23%

| Party | Candidate | Early | Election | Total |
|-------|-----------|-------|----------|-------|
|-------|-----------|-------|----------|-------|

Precinct 2091 (Ballots Cast: 90)

State Senator, District 17 Unexpired Term, Vote For 1

| | | | | | | | |
|-----|---------------------|----|---------|----|---------|----|---------|
| REP | Joan Huffman | 24 | 53.33% | 15 | 33.33% | 39 | 43.33% |
| DEM | Chris Bell | 21 | 46.67% | 30 | 66.67% | 51 | 56.67% |
| | | 45 | 100.00% | 45 | 100.00% | 90 | 100.00% |
| | Cast Votes: | 0 | 0.00% | 0 | 0.00% | 0 | 0.00% |
| | Over Votes: | 0 | 0.00% | 0 | 0.00% | 0 | 0.00% |
| | Under Votes: | | | | | | |

Precinct Report — Official
Fort Bend County, Texas — Special Runoff Election — December 16, 2008

12/23/2008 08:54 AM

Precincts Reporting 53 of 53 = 100.00%

Total Number of Voters : 11,073 of 108,261 = 10.23%

| Party | Candidate | Early | Election | Total |
|-------|-----------|-------|----------|-------|
|-------|-----------|-------|----------|-------|

Precinct 2092 (Ballots Cast: 113)

State Senator, District 17 Unexpired Term, Vote For 1

| | | | | | | | |
|-----|---------------------|----|---------|----|---------|-----|---------|
| REP | Joan Huffman | 50 | 60.98% | 13 | 41.94% | 63 | 55.75% |
| DEM | Chris Bell | 32 | 39.02% | 18 | 58.06% | 50 | 44.25% |
| | | 82 | 100.00% | 31 | 100.00% | 113 | 100.00% |
| | Cast Votes: | 0 | 0.00% | 0 | 0.00% | 0 | 0.00% |
| | Over Votes: | 0 | 0.00% | 0 | 0.00% | 0 | 0.00% |
| | Under Votes: | 0 | 0.00% | 0 | 0.00% | 0 | 0.00% |

Precinct Report — Official
Fort Bend County, Texas — Special Runoff Election — December 16, 2008

12/23/2008 08:54 AM

Precincts Reporting 53 of 53 = 100.00%

Total Number of Voters : 11,073 of 108,261 = 10.23%

| | | | | |
|-------|-----------|-------|----------|-------|
| Party | Candidate | Early | Election | Total |
|-------|-----------|-------|----------|-------|

Precinct 2117 (Ballots Cast: 13)

State Senator, District 17 Unexpired Term, Vote For 1

| | | | | | | | |
|-----|---------------------|---|---------|---|---------|----|---------|
| REP | Joan Huffman | 6 | 66.67% | 0 | 0.00% | 6 | 46.15% |
| DEM | Chris Bell | 3 | 33.33% | 4 | 100.00% | 7 | 53.85% |
| | | 9 | 100.00% | 4 | 100.00% | 13 | 100.00% |
| | Cast Votes: | 0 | 0.00% | 0 | 0.00% | 0 | 0.00% |
| | Over Votes: | 0 | 0.00% | 0 | 0.00% | 0 | 0.00% |
| | Under Votes: | 0 | 0.00% | 0 | 0.00% | 0 | 0.00% |

Precinct Report — Official
Fort Bend County, Texas — Special Runoff Election — December 16, 2008

12/23/2008 08:54 AM
 Precincts Reporting 53 of 53 = 100.00%

Page 17 of 53

Total Number of Voters : 11,073 of 108,261 = 10.23%

| Party | Candidate | Early | Election | Total |
|-------|-----------|-------|----------|-------|
|-------|-----------|-------|----------|-------|

Precinct 3009 (Ballots Cast: 700)

State Senator, District 17 Unexpired Term, Vote For 1

| | | | | | | | |
|-----|--------------|-----|---------|-----|--------|-----|--------|
| REP | Joan Huffman | 260 | 84.42% | 317 | 81.49% | 577 | 82.78% |
| DEM | Chris Bell | 48 | 15.58% | 72 | 18.51% | 120 | 17.22% |
| | | 308 | 100.00% | 389 | 99.23% | 697 | 99.57% |
| | Cast Votes: | 0 | 0.00% | 0 | 0.00% | 0 | 0.00% |
| | Over Votes: | 0 | 0.00% | 3 | 0.77% | 3 | 0.43% |
| | Under Votes: | | | | | | |

Precinct Report — Official
Fort Bend County, Texas — Special Runoff Election — December 16, 2008

12/23/2008 08:54 AM

Precincts Reporting 53 of 53 = 100.00%

Page 18 of 53

Total Number of Voters : 11,073 of 108,261 = 10.23%

| Party | Candidate | Early | Election | Total |
|-------|-----------|-------|----------|-------|
|-------|-----------|-------|----------|-------|

Precinct 3020 (Ballots Cast: 430)

State Senator, District 17 Unexpired Term, Vote For 1

| | | | | | | | |
|-----|--------------|-----|---------|-----|--------|-----|--------|
| REP | Joan Huffman | 140 | 74.07% | 177 | 74.06% | 317 | 74.07% |
| DEM | Chris Bell | 49 | 25.93% | 62 | 25.94% | 111 | 25.93% |
| | | 189 | 100.00% | 239 | 99.17% | 428 | 99.53% |
| | Cast Votes: | 0 | 0.00% | 0 | 0.00% | 0 | 0.00% |
| | Over Votes: | 0 | 0.00% | 2 | 0.83% | 2 | 0.47% |
| | Under Votes: | | | | | | |

Precinct Report — Official
Fort Bend County, Texas — Special Runoff Election — December 16, 2008

12/23/2008 08:54 AM

Page 19 of 53

Precincts Reporting 53 of 53 = 100.00%

Total Number of Voters : 11,073 of 108,261 = 10.23%

| Party | Candidate | Early | Election | Total |
|-------|-----------|-------|----------|-------|
|-------|-----------|-------|----------|-------|

Precinct 3022 (Ballots Cast: 498)

State Senator, District 17 Unexpired Term, Vote For 1

| | | | | | | | |
|-----|---------------------|-----|--------|-----|--------|-----|--------|
| REP | Joan Huffman | 230 | 75.91% | 109 | 56.77% | 339 | 68.48% |
| DEM | Chris Bell | 73 | 24.09% | 83 | 43.23% | 156 | 31.52% |
| | | 303 | 99.67% | 192 | 98.97% | 495 | 99.40% |
| | Cast Votes: | 0 | 0.00% | 0 | 0.00% | 0 | 0.00% |
| | Over Votes: | 1 | 0.33% | 2 | 1.03% | 3 | 0.60% |
| | Under Votes: | | | | | | |

Precinct Report — Official
Fort Bend County, Texas — Special Runoff Election — December 16, 2008

12/23/2008 08:54 AM
 Precincts Reporting 53 of 53 = 100.00%

Page 20 of 53

Total Number of Voters : 11,073 of 108,261 = 10.23%

| Party | Candidate | Early | Election | Total |
|-------|-----------|-------|----------|-------|
|-------|-----------|-------|----------|-------|

Precinct 3032 (Ballots Cast: 163)

State Senator, District 17 Unexpired Term, Vote For 1

| | | | | | | | |
|-----|--------------|----|---------|-----|--------|-----|--------|
| REP | Joan Huffman | 29 | 67.44% | 38 | 31.93% | 67 | 41.36% |
| DEM | Chris Bell | 14 | 32.56% | 81 | 68.07% | 95 | 58.64% |
| | | 43 | 100.00% | 119 | 99.17% | 162 | 99.39% |
| | Cast Votes: | 0 | 0.00% | 0 | 0.00% | 0 | 0.00% |
| | Over Votes: | 0 | 0.00% | 1 | 0.83% | 1 | 0.61% |
| | Under Votes: | | | | | | |

Precinct Report — Official
Fort Bend County, Texas — Special Runoff Election — December 16, 2008

12/23/2008 08:54 AM
 Precincts Reporting 53 of 53 = 100.00%

Page 21 of 53

Total Number of Voters : 11,073 of 108,261 = 10.23%

| Party | Candidate | Early | Election | Total |
|-------|-----------|-------|----------|-------|
|-------|-----------|-------|----------|-------|

Precinct 3035 (Ballots Cast: 171)

State Senator, District 17 Unexpired Term, Vote For 1

REP Joan Huiffman
 DEM Chris Bell

| | | | | | |
|----|---------|----|---------|-----|---------|
| 67 | 82.72% | 58 | 64.44% | 125 | 73.10% |
| 14 | 17.28% | 32 | 35.56% | 46 | 26.90% |
| 81 | 100.00% | 90 | 100.00% | 171 | 100.00% |
| 0 | 0.00% | 0 | 0.00% | 0 | 0.00% |
| 0 | 0.00% | 0 | 0.00% | 0 | 0.00% |

Cast Votes:

Over Votes:

Under Votes:

Precinct Report — Official
Fort Bend County, Texas — Special Runoff Election — December 16, 2008

12/23/2008 08:54 AM
 Precincts Reporting 53 of 53 = 100.00%

Page 22 of 53

Total Number of Voters : 11,073 of 108,261 = 10.23%

| Party | Candidate | Early | Election | Total |
|-------|-----------|-------|----------|-------|
|-------|-----------|-------|----------|-------|

Precinct 3043 (Ballots Cast: 28)

State Senator, District 17 Unexpired Term, Vote For 1

| | | | | | | | |
|-----|---------------------|----|---------|----|---------|----|---------|
| REP | Joan Huffman | 9 | 90.00% | 9 | 50.00% | 18 | 64.29% |
| DEM | Chris Bell | 1 | 10.00% | 9 | 50.00% | 10 | 35.71% |
| | | 10 | 100.00% | 18 | 100.00% | 28 | 100.00% |
| | Cast Votes: | 0 | 0.00% | 0 | 0.00% | 0 | 0.00% |
| | Over Votes: | 0 | 0.00% | 0 | 0.00% | 0 | 0.00% |
| | Under Votes: | 0 | 0.00% | 0 | 0.00% | 0 | 0.00% |

Precinct Report — Official
Fort Bend County, Texas — Special Runoff Election — December 16, 2008

12/23/2008 08:54 AM
 Precincts Reporting 53 of 53 = 100.00%

Page 23 of 53

Total Number of Voters : 11,073 of 108,261 = 10.23%

| Party | Candidate | Early | Election | Total |
|-------|-----------|-------|----------|-------|
|-------|-----------|-------|----------|-------|

Precinct 3053 (Ballots Cast: 197)

State Senator, District 17 Unexpired Term, Vote For 1

REP Joan Huiffman
 DEM Chris Bell

| | | | | | |
|----|---------|-----|---------|-----|---------|
| 45 | 55.56% | 60 | 51.72% | 105 | 53.30% |
| 36 | 44.44% | 56 | 48.28% | 92 | 46.70% |
| 81 | 100.00% | 116 | 100.00% | 197 | 100.00% |
| 0 | 0.00% | 0 | 0.00% | 0 | 0.00% |
| 0 | 0.00% | 0 | 0.00% | 0 | 0.00% |

Cast Votes:

Over Votes:

Under Votes:

Precinct Report — Official
Fort Bend County, Texas — Special Runoff Election — December 16, 2008

12/23/2008 08:54 AM
 Precincts Reporting 53 of 53 = 100.00%

Page 24 of 53

Total Number of Voters : 11,073 of 108,261 = 10.23%

| Party | Candidate | Early | Election | Total |
|-------|-----------|-------|----------|-------|
|-------|-----------|-------|----------|-------|

Precinct 3069 (Ballots Cast: 69)

State Senator, District 17 Unexpired Term, Vote For 1

| | | | | | | | |
|---------------------|--------------|----|---------|----|---------|----|---------|
| REP | Joan Huffman | 19 | 57.58% | 24 | 66.67% | 43 | 62.32% |
| DEM | Chris Bell | 14 | 42.42% | 12 | 33.33% | 26 | 37.68% |
| | | 33 | 100.00% | 36 | 100.00% | 69 | 100.00% |
| Cast Votes: | | 0 | 0.00% | 0 | 0.00% | 0 | 0.00% |
| Over Votes: | | 0 | 0.00% | 0 | 0.00% | 0 | 0.00% |
| Under Votes: | | 0 | 0.00% | 0 | 0.00% | 0 | 0.00% |

Precinct Report — Official
Fort Bend County, Texas — Special Runoff Election — December 16, 2008

12/23/2008 08:54 AM
 Precincts Reporting 53 of 53 = 100.00%

Page 25 of 53

Total Number of Voters : 11,073 of 108,261 = 10.23%

| Party | Candidate | Early | Election | Total |
|-------|-----------|-------|----------|-------|
|-------|-----------|-------|----------|-------|

Precinct 3086 (Ballots Cast: 83)

State Senator, District 17 Unexpired Term, Vote For 1

| | | | | | | | |
|-----|---------------------|----|---------|----|---------|----|---------|
| REP | Joan Huffman | 6 | 28.57% | 24 | 38.71% | 30 | 36.14% |
| DEM | Chris Bell | 15 | 71.43% | 38 | 61.29% | 53 | 63.86% |
| | | 21 | 100.00% | 62 | 100.00% | 83 | 100.00% |
| | Cast Votes: | 0 | 0.00% | 0 | 0.00% | 0 | 0.00% |
| | Over Votes: | 0 | 0.00% | 0 | 0.00% | 0 | 0.00% |
| | Under Votes: | 0 | 0.00% | 0 | 0.00% | 0 | 0.00% |

Precinct Report — Official
Fort Bend County, Texas — Special Runoff Election — December 16, 2008

12/23/2008 08:54 AM
 Precincts Reporting 53 of 53 = 100.00%

Page 26 of 53

Total Number of Voters : 11,073 of 108,261 = 10.23%

| Party | Candidate | Early | Election | Total |
|-------|-----------|-------|----------|-------|
|-------|-----------|-------|----------|-------|

Precinct 3098 (Ballots Cast: 135)

State Senator, District 17 Unexpired Term, Vote For 1
 REP Joan Huiffman
 DEM Chris Bell

| | | | | | |
|----|---------|----|---------|-----|---------|
| 32 | 69.57% | 44 | 49.44% | 76 | 56.30% |
| 14 | 30.43% | 45 | 50.56% | 59 | 43.70% |
| 46 | 100.00% | 89 | 100.00% | 135 | 100.00% |
| 0 | 0.00% | 0 | 0.00% | 0 | 0.00% |
| 0 | 0.00% | 0 | 0.00% | 0 | 0.00% |

Cast Votes:

Over Votes:

Under Votes:

Precinct Report — Official
Fort Bend County, Texas — Special Runoff Election — December 16, 2008

12/23/2008 08:54 AM
 Precincts Reporting 53 of 53 = 100.00%

Page 27 of 53

Total Number of Voters : 11,073 of 108,261 = 10.23%

| Party | Candidate | Early | Election | Total |
|-------|-----------|-------|----------|-------|
|-------|-----------|-------|----------|-------|

Precinct 3099 (Ballots Cast: 127)

State Senator, District 17 Unexpired Term, Vote For 1

| | | | | | |
|-----|--------------|----|---------|-----|--------|
| REP | Joan Huifman | 35 | 45.45% | 70 | 55.56% |
| DEM | Chris Bell | 14 | 28.57% | 42 | 44.44% |
| | | 49 | 100.00% | 77 | 98.72% |
| | Cast Votes: | 0 | 0.00% | 0 | 0.00% |
| | Over Votes: | 0 | 0.00% | 1 | 1.28% |
| | Under Votes: | | | | |
| | | | | 126 | 99.21% |
| | | | | 0 | 0.00% |
| | | | | 1 | 0.79% |

Precinct Report — Official
Fort Bend County, Texas — Special Runoff Election — December 16, 2008

12/23/2008 08:54 AM
 Precincts Reporting 53 of 53 = 100.00%

Page 28 of 53

Total Number of Voters : 11,073 of 108,261 = 10.23%

| Party | Candidate | Early | Election | Total |
|-------|-----------|-------|----------|-------|
|-------|-----------|-------|----------|-------|

Precinct 3100 (Ballots Cast: 139)

State Senator, District 17 Unexpired Term, Vote For 1

| | | | | | | | |
|-----|--------------|----|---------|----|---------|-----|---------|
| REP | Joan Huffman | 41 | 75.93% | 29 | 34.12% | 70 | 50.36% |
| DEM | Chris Bell | 13 | 24.07% | 56 | 65.88% | 69 | 49.64% |
| | | 54 | 100.00% | 85 | 100.00% | 139 | 100.00% |
| | Cast Votes: | 0 | 0.00% | 0 | 0.00% | 0 | 0.00% |
| | Over Votes: | 0 | 0.00% | 0 | 0.00% | 0 | 0.00% |
| | Under Votes: | 0 | 0.00% | 0 | 0.00% | 0 | 0.00% |

Precinct Report — Official
Fort Bend County, Texas — Special Runoff Election — December 16, 2008

12/23/2008 08:54 AM

Precincts Reporting 53 of 53 = 100.00%

Page 29 of 53

Total Number of Voters : 11,073 of 108,261 = 10.23%

| Party | Candidate | Early | Election | Total |
|-------|-----------|-------|----------|-------|
|-------|-----------|-------|----------|-------|

Precinct 4011 (Ballots Cast: 243)

State Senator, District 17 Unexpired Term, Vote For 1

| | | | | | | | |
|-----|--------------|----|---------|-----|---------|-----|---------|
| REP | Joan Huffman | 62 | 69.66% | 107 | 69.48% | 169 | 69.55% |
| DEM | Chris Bell | 27 | 30.34% | 47 | 30.52% | 74 | 30.45% |
| | | 89 | 100.00% | 154 | 100.00% | 243 | 100.00% |
| | Cast Votes: | 0 | 0.00% | 0 | 0.00% | 0 | 0.00% |
| | Over Votes: | 0 | 0.00% | 0 | 0.00% | 0 | 0.00% |
| | Under Votes: | | | | | | |

Precinct Report — Official
Fort Bend County, Texas — Special Runoff Election — December 16, 2008

12/23/2008 08:54 AM
 Precincts Reporting 53 of 53 = 100.00%

Total Number of Voters : 11,073 of 108,261 = 10.23%

| Party | Candidate | Early | Election | Total |
|-------|-----------|-------|----------|-------|
|-------|-----------|-------|----------|-------|

Precinct 4029 (Ballots Cast: 334)

State Senator, District 17 Unexpired Term, Vote For 1

| | | | | | | | |
|-----|--------------|-----|---------|-----|---------|-----|---------|
| REP | Joan Huffman | 141 | 77.90% | 114 | 74.51% | 255 | 76.35% |
| DEM | Chris Bell | 40 | 22.10% | 39 | 25.49% | 79 | 23.65% |
| | | 181 | 100.00% | 153 | 100.00% | 334 | 100.00% |
| | Cast Votes: | 0 | 0.00% | 0 | 0.00% | 0 | 0.00% |
| | Over Votes: | 0 | 0.00% | 0 | 0.00% | 0 | 0.00% |
| | Under Votes: | | | | | | |

Precinct Report — Official
Fort Bend County, Texas — Special Runoff Election — December 16, 2008

12/23/2008 08:54 AM
 Precincts Reporting 53 of 53 = 100.00%

Page 31 of 53

Total Number of Voters : 11,073 of 108,261 = 10.23%

| Party | Candidate | Early | Election | Total |
|-------|-----------|-------|----------|-------|
|-------|-----------|-------|----------|-------|

Precinct 4042 (Ballots Cast: 104)

State Senator, District 17 Unexpired Term, Vote For 1

REP Joan Huffman
 DEM Chris Bell

| | | | | | |
|----|---------|----|---------|-----|---------|
| 44 | 73.33% | 26 | 59.09% | 70 | 67.31% |
| 16 | 26.67% | 18 | 40.91% | 34 | 32.69% |
| 60 | 100.00% | 44 | 100.00% | 104 | 100.00% |
| 0 | 0.00% | 0 | 0.00% | 0 | 0.00% |
| 0 | 0.00% | 0 | 0.00% | 0 | 0.00% |

Cast Votes:

Over Votes:

Under Votes:

Precinct Report — Official
Fort Bend County, Texas — Special Runoff Election — December 16, 2008

12/23/2008 08:54 AM
 Precincts Reporting 53 of 53 = 100.00%

Page 32 of 53

Total Number of Voters : 11,073 of 108,261 = 10.23%

| Party | Candidate | Early | Election | Total |
|-------|-----------|-------|----------|-------|
|-------|-----------|-------|----------|-------|

Precinct 4044 (Ballots Cast: 16)

State Senator, District 17 Unexpired Term, Vote For 1
 REP Joan Huffman
 DEM Chris Bell

| | | | | | |
|---|---------|----|---------|----|---------|
| 4 | 66.67% | 7 | 70.00% | 11 | 68.75% |
| 2 | 33.33% | 3 | 30.00% | 5 | 31.25% |
| 6 | 100.00% | 10 | 100.00% | 16 | 100.00% |
| 0 | 0.00% | 0 | 0.00% | 0 | 0.00% |
| 0 | 0.00% | 0 | 0.00% | 0 | 0.00% |

Cast Votes:

Over Votes:

Under Votes:

Precinct Report — Official
Fort Bend County, Texas — Special Runoff Election — December 16, 2008

12/23/2008 08:54 AM

Precincts Reporting 53 of 53 = 100.00%

Total Number of Voters : 11,073 of 108,261 = 10.23%

| Party | Candidate | Early | Election | Total |
|-------|-----------|-------|----------|-------|
|-------|-----------|-------|----------|-------|

Precinct 4046 (Ballots Cast: 117)

State Senator, District 17 Unexpired Term, Vote For 1

| | | | | | | | |
|-----|---------------------|----|---------|----|---------|-----|---------|
| REP | Joan Huffman | 22 | 57.89% | 45 | 56.96% | 67 | 57.26% |
| DEM | Chris Bell | 16 | 42.11% | 34 | 43.04% | 50 | 42.74% |
| | | 38 | 100.00% | 79 | 100.00% | 117 | 100.00% |
| | Cast Votes: | 0 | 0.00% | 0 | 0.00% | 0 | 0.00% |
| | Over Votes: | 0 | 0.00% | 0 | 0.00% | 0 | 0.00% |
| | Under Votes: | | | | | | |

Precinct Report — Official
Fort Bend County, Texas — Special Runoff Election — December 16, 2008

12/23/2008 08:54 AM
 Precincts Reporting 53 of 53 = 100.00%

Page 34 of 53

Total Number of Voters : 11,073 of 108,261 = 10.23%

| Party | Candidate | Early | Election | Total |
|-------|-----------|-------|----------|-------|
|-------|-----------|-------|----------|-------|

Precinct 4047 (Ballots Cast: 158)

State Senator, District 17 Unexpired Term, Vote For 1

| | | | | | | | |
|-----|--------------|----|---------|-----|---------|-----|---------|
| REP | Joan Huffman | 36 | 67.92% | 61 | 58.10% | 97 | 61.39% |
| DEM | Chris Bell | 17 | 32.08% | 44 | 41.90% | 61 | 38.61% |
| | | 53 | 100.00% | 105 | 100.00% | 158 | 100.00% |
| | | 0 | 0.00% | 0 | 0.00% | 0 | 0.00% |
| | | 0 | 0.00% | 0 | 0.00% | 0 | 0.00% |

Cast Votes:

Over Votes:

Under Votes:

Precinct Report — Official
Fort Bend County, Texas — Special Runoff Election — December 16, 2008

12/23/2008 08:54 AM
 Precincts Reporting 53 of 53 = 100.00%

Total Number of Voters : 11,073 of 108,261 = 10.23%

| Party | Candidate | Early | Election | Total |
|-------|-----------|-------|----------|-------|
|-------|-----------|-------|----------|-------|

Precinct 4049 (Ballots Cast: 215)

State Senator, District 17 Unexpired Term, Vote For 1

| | | | | | |
|-----|--------------|-----|---------|-----|---------|
| REP | Joan Huffman | 45 | 21.24% | 69 | 32.09% |
| DEM | Chris Bell | 57 | 78.76% | 146 | 67.91% |
| | | 102 | 100.00% | 215 | 100.00% |
| | | 0 | 0.00% | 0 | 0.00% |
| | | 0 | 0.00% | 0 | 0.00% |

Cast Votes:

Over Votes:

Under Votes:

Precinct Report — Official
Fort Bend County, Texas — Special Runoff Election — December 16, 2008

12/23/2008 08:54 AM
 Precincts Reporting 53 of 53 = 100.00%

Total Number of Voters : 11,073 of 108,261 = 10.23%

| Party | Candidate | Early | Election | Total |
|-------|-----------|-------|----------|-------|
|-------|-----------|-------|----------|-------|

Precinct 4062 (Ballots Cast: 346)

State Senator, District 17 Unexpired Term, Vote For 1

| | | | | | | | |
|-----|--------------|-----|---------|-----|--------|-----|--------|
| REP | Joan Huffman | 88 | 73.95% | 111 | 49.55% | 199 | 58.02% |
| DEM | Chris Bell | 31 | 26.05% | 113 | 50.45% | 144 | 41.98% |
| | | 119 | 100.00% | 224 | 98.68% | 343 | 99.13% |
| | Cast Votes: | 0 | 0.00% | 0 | 0.00% | 0 | 0.00% |
| | Over Votes: | 0 | 0.00% | 3 | 1.32% | 3 | 0.87% |
| | Under Votes: | | | | | | |

Precinct Report — Official
Fort Bend County, Texas — Special Runoff Election — December 16, 2008

12/23/2008 08:54 AM
 Precincts Reporting 53 of 53 = 100.00%

Page 37 of 53

Total Number of Voters : 11,073 of 108,261 = 10.23%

| Party | Candidate | Early | Election | Total |
|-------|-----------|-------|----------|-------|
|-------|-----------|-------|----------|-------|

Precinct 4064 (Ballots Cast: 135)

State Senator, District 17 Unexpired Term, Vote For 1

| | | | | | | | |
|-----|---------------------|----|---------|----|--------|-----|--------|
| REP | Joan Huffman | 26 | 66.67% | 66 | 69.47% | 92 | 68.66% |
| DEM | Chris Bell | 13 | 33.33% | 29 | 30.53% | 42 | 31.34% |
| | | 39 | 100.00% | 95 | 98.96% | 134 | 99.26% |
| | Cast Votes: | 0 | 0.00% | 0 | 0.00% | 0 | 0.00% |
| | Over Votes: | 0 | 0.00% | 1 | 1.04% | 1 | 0.74% |
| | Under Votes: | | | | | | |

Precinct Report — Official
Fort Bend County, Texas — Special Runoff Election — December 16, 2008

12/23/2008 08:54 AM

Precincts Reporting 53 of 53 = 100.00%

Total Number of Voters : 11,073 of 108,261 = 10.23%

| Party | Candidate | Early | Election | Total |
|-------|-----------|-------|----------|-------|
|-------|-----------|-------|----------|-------|

Precinct 4065 (Ballots Cast: 296)

State Senator, District 17 Unexpired Term, Vote For 1

| | | | | | | | |
|-----|--------------|-----|---------|-----|---------|-----|---------|
| REP | Joan Huffman | 60 | 48.39% | 85 | 49.42% | 145 | 48.99% |
| DEM | Chris Bell | 64 | 51.61% | 87 | 50.58% | 151 | 51.01% |
| | | 124 | 100.00% | 172 | 100.00% | 296 | 100.00% |
| | Cast Votes: | 0 | 0.00% | 0 | 0.00% | 0 | 0.00% |
| | Over Votes: | 0 | 0.00% | 0 | 0.00% | 0 | 0.00% |
| | Under Votes: | 0 | 0.00% | 0 | 0.00% | 0 | 0.00% |

Precinct Report — Official
Fort Bend County, Texas — Special Runoff Election — December 16, 2008

12/23/2008 08:54 AM
 Precincts Reporting 53 of 53 = 100.00%

Total Number of Voters : 11,073 of 108,261 = 10.23%

| Party | Candidate | Early | Election | Total |
|-------|-----------|-------|----------|-------|
|-------|-----------|-------|----------|-------|

Precinct 4080 (Ballots Cast: 57)

State Senator, District 17 Unexpired Term, Vote For 1

| | | | | | | | |
|-----|--------------|----|---------|----|---------|----|---------|
| REP | Joan Huffman | 32 | 84.21% | 10 | 52.63% | 42 | 73.68% |
| DEM | Chris Bell | 6 | 15.79% | 9 | 47.37% | 15 | 26.32% |
| | | 38 | 100.00% | 19 | 100.00% | 57 | 100.00% |
| | Cast Votes: | 0 | 0.00% | 0 | 0.00% | 0 | 0.00% |
| | Over Votes: | 0 | 0.00% | 0 | 0.00% | 0 | 0.00% |
| | Under Votes: | | | | | | |

Precinct Report — Official
Fort Bend County, Texas — Special Runoff Election — December 16, 2008

12/23/2008 08:54 AM
 Precincts Reporting 53 of 53 = 100.00%

Page 40 of 53

Total Number of Voters : 11,073 of 108,261 = 10.23%

| Party | Candidate | Early | Election | Total |
|-------|-----------|-------|----------|-------|
|-------|-----------|-------|----------|-------|

Precinct 4083 (Ballots Cast: 255)

State Senator, District 17 Unexpired Term, Vote For 1

| | | | | | | | |
|-----|--------------|-----|--------|-----|---------|-----|--------|
| REP | Joan Huffman | 84 | 77.06% | 101 | 69.66% | 185 | 72.83% |
| DEM | Chris Bell | 25 | 22.94% | 44 | 30.34% | 69 | 27.17% |
| | | 109 | 99.09% | 145 | 100.00% | 254 | 99.61% |
| | | 0 | 0.00% | 0 | 0.00% | 0 | 0.00% |
| | | 1 | 0.91% | 0 | 0.00% | 1 | 0.39% |

Cast Votes:

Over Votes:

Under Votes:

Precinct Report — Official
Fort Bend County, Texas — Special Runoff Election — December 16, 2008

12/23/2008 08:54 AM
 Precincts Reporting 53 of 53 = 100.00%

Page 41 of 53

Total Number of Voters : 11,073 of 108,261 = 10.23%

| Party | Candidate | Early | Election | Total |
|-------|-----------|-------|----------|-------|
|-------|-----------|-------|----------|-------|

Precinct 4084 (Ballots Cast: 204)

State Senator, District 17 Unexpired Term, Vote For 1

| | | | | | | | |
|-----|---------------------|----|---------|-----|---------|-----|---------|
| REP | Joan Huffman | 48 | 64.00% | 83 | 64.34% | 131 | 64.22% |
| DEM | Chris Bell | 27 | 36.00% | 46 | 35.66% | 73 | 35.78% |
| | | 75 | 100.00% | 129 | 100.00% | 204 | 100.00% |
| | Cast Votes: | 0 | 0.00% | 0 | 0.00% | 0 | 0.00% |
| | Over Votes: | 0 | 0.00% | 0 | 0.00% | 0 | 0.00% |
| | Under Votes: | 0 | 0.00% | 0 | 0.00% | 0 | 0.00% |

Precinct Report — Official
Fort Bend County, Texas — Special Runoff Election — December 16, 2008

12/23/2008 08:54 AM
 Precincts Reporting 53 of 53 = 100.00%

Total Number of Voters : 11,073 of 108,261 = 10.23%

| | | | | |
|-------|-----------|-------|----------|-------|
| Party | Candidate | Early | Election | Total |
|-------|-----------|-------|----------|-------|

Precinct 4094 (Ballots Cast: 2)

State Senator, District 17 Unexpired Term, Vote For 1

| | | | | | | | |
|---------------------|--------------|---|-------|---|---------|---|---------|
| REP | Joan Huffman | 0 | 0.00% | 2 | 100.00% | 2 | 100.00% |
| DEM | Chris Bell | 0 | 0.00% | 0 | 0.00% | 0 | 0.00% |
| | | 0 | 0.00% | 2 | 100.00% | 2 | 100.00% |
| Cast Votes: | | 0 | 0.00% | 0 | 0.00% | 0 | 0.00% |
| Over Votes: | | 0 | 0.00% | 0 | 0.00% | 0 | 0.00% |
| Under Votes: | | 0 | 0.00% | 0 | 0.00% | 0 | 0.00% |

Precinct Report — Official
Fort Bend County, Texas — Special Runoff Election — December 16, 2008

12/23/2008 08:54 AM
 Precincts Reporting 53 of 53 = 100.00%

Page 43 of 53

Total Number of Voters : 11,073 of 108,261 = 10.23%

| Party | Candidate | Early | Election | Total |
|-------|-----------|-------|----------|-------|
|-------|-----------|-------|----------|-------|

Precinct 4102 (Ballots Cast: 109)

State Senator, District 17 Unexpired Term, Vote For 1

| | | | | | | | |
|-----|---------------------|----|---------|----|--------|-----|--------|
| REP | Joan Huffman | 25 | 69.44% | 38 | 52.78% | 63 | 58.33% |
| DEM | Chris Bell | 11 | 30.56% | 34 | 47.22% | 45 | 41.67% |
| | | 36 | 100.00% | 72 | 98.63% | 108 | 99.08% |
| | Cast Votes: | 0 | 0.00% | 0 | 0.00% | 0 | 0.00% |
| | Over Votes: | 0 | 0.00% | 1 | 1.37% | 1 | 0.92% |
| | Under Votes: | | | | | | |

Precinct Report — Official
Fort Bend County, Texas — Special Runoff Election — December 16, 2008

12/23/2008 08:54 AM
 Precincts Reporting 53 of 53 = 100.00%

Page 44 of 53

Total Number of Voters : 11,073 of 108,261 = 10.23%

| Party | Candidate | Early | Election | Total |
|-------|-----------|-------|----------|-------|
|-------|-----------|-------|----------|-------|

Precinct 4105 (Ballots Cast: 160)

State Senator, District 17 Unexpired Term, Vote For 1

| | | | | | | | |
|-----|---------------------|----|---------|----|---------|-----|---------|
| REP | Joan Huffman | 62 | 69.66% | 36 | 50.70% | 98 | 61.25% |
| DEM | Chris Bell | 27 | 30.34% | 35 | 49.30% | 62 | 38.75% |
| | | 89 | 100.00% | 71 | 100.00% | 160 | 100.00% |
| | Cast Votes: | 0 | 0.00% | 0 | 0.00% | 0 | 0.00% |
| | Over Votes: | 0 | 0.00% | 0 | 0.00% | 0 | 0.00% |
| | Under Votes: | 0 | 0.00% | 0 | 0.00% | 0 | 0.00% |

Precinct Report — Official
Fort Bend County, Texas — Special Runoff Election — December 16, 2008

12/23/2008 08:54 AM
 Precincts Reporting 53 of 53 = 100.00%

Page 45 of 53

Total Number of Voters : 11,073 of 108,261 = 10.23%

| Party | Candidate | Early | Election | Total |
|-------|-----------|-------|----------|-------|
|-------|-----------|-------|----------|-------|

Precinct 4107 (Ballots Cast: 441)

State Senator, District 17 Unexpired Term, Vote For 1

| | | | | | | | |
|-----|--------------|-----|--------|-----|--------|-----|--------|
| REP | Joan Huffman | 162 | 79.41% | 167 | 71.37% | 329 | 75.11% |
| DEM | Chris Bell | 42 | 20.59% | 67 | 28.63% | 109 | 24.89% |
| | | 204 | 99.51% | 234 | 99.15% | 438 | 99.32% |
| | | 0 | 0.00% | 0 | 0.00% | 0 | 0.00% |
| | | 1 | 0.49% | 2 | 0.85% | 3 | 0.68% |

Cast Votes:

Over Votes:

Under Votes:

Precinct Report — Official
Fort Bend County, Texas — Special Runoff Election — December 16, 2008

12/23/2008 08:54 AM

Precincts Reporting 53 of 53 = 100.00%

Total Number of Voters : 11,073 of 108,261 = 10.23%

| Party | Candidate | Early | Election | Total |
|-------|-----------|-------|----------|-------|
|-------|-----------|-------|----------|-------|

Precinct 4109 (Ballots Cast: 82)

State Senator, District 17 Unexpired Term, Vote For 1

REP Joan Huffman
 DEM Chris Bell

| | | | | | |
|----|---------|----|---------|----|---------|
| 11 | 30.56% | 21 | 45.65% | 32 | 39.02% |
| 25 | 69.44% | 25 | 54.35% | 50 | 60.98% |
| 36 | 100.00% | 46 | 100.00% | 82 | 100.00% |
| 0 | 0.00% | 0 | 0.00% | 0 | 0.00% |
| 0 | 0.00% | 0 | 0.00% | 0 | 0.00% |

Cast Votes:

Over Votes:

Under Votes:

Precinct Report — Official
Fort Bend County, Texas — Special Runoff Election — December 16, 2008

12/23/2008 08:54 AM

Precincts Reporting 53 of 53 = 100.00%

Page 47 of 53

Total Number of Voters : 11,073 of 108,261 = 10.23%

| Party | Candidate | Early | Election | Total |
|-------|-----------|-------|----------|-------|
|-------|-----------|-------|----------|-------|

Precinct 4110 (Ballots Cast: 312)

State Senator, District 17 Unexpired Term, Vote For 1

| | | | | | | | |
|-----|--------------|-----|---------|-----|---------|-----|---------|
| REP | Joan Huffman | 125 | 73.10% | 92 | 65.25% | 217 | 69.55% |
| DEM | Chris Bell | 46 | 26.90% | 49 | 34.75% | 95 | 30.45% |
| | | 171 | 100.00% | 141 | 100.00% | 312 | 100.00% |
| | Cast Votes: | 0 | 0.00% | 0 | 0.00% | 0 | 0.00% |
| | Over Votes: | 0 | 0.00% | 0 | 0.00% | 0 | 0.00% |
| | Under Votes: | 0 | 0.00% | 0 | 0.00% | 0 | 0.00% |

Precinct Report — Official
Fort Bend County, Texas — Special Runoff Election — December 16, 2008

12/23/2008 08:54 AM
 Precincts Reporting 53 of 53 = 100.00%

Page 48 of 53

Total Number of Voters : 11,073 of 108,261 = 10.23%

| Party | Candidate | Early | Election | Total |
|-------|-----------|-------|----------|-------|
|-------|-----------|-------|----------|-------|

Precinct 4111 (Ballots Cast: 247)

State Senator, District 17 Unexpired Term, Vote For 1
 REP Joan Huffman
 DEM Chris Bell

| | | | | | |
|----|---------|-----|---------|-----|---------|
| 60 | 68.18% | 110 | 69.18% | 170 | 68.83% |
| 28 | 31.82% | 49 | 30.82% | 77 | 31.17% |
| 88 | 100.00% | 159 | 100.00% | 247 | 100.00% |
| 0 | 0.00% | 0 | 0.00% | 0 | 0.00% |
| 0 | 0.00% | 0 | 0.00% | 0 | 0.00% |

Cast Votes:

Over Votes:

Under Votes:

Precinct Report — Official
Fort Bend County, Texas — Special Runoff Election — December 16, 2008

12/23/2008 08:54 AM
 Precincts Reporting 53 of 53 = 100.00%

Page 49 of 53

Total Number of Voters : 11,073 of 108,261 = 10.23%

| Party | Candidate | Early | Election | Total |
|-------|-----------|-------|----------|-------|
|-------|-----------|-------|----------|-------|

Precinct 4119 (Ballots Cast: 414)

State Senator, District 17 Unexpired Term, Vote For 1

| | | | | | | | |
|-----|---------------------|-----|--------|-----|--------|-----|--------|
| REP | Joan Huffman | 150 | 89.29% | 180 | 74.07% | 330 | 80.29% |
| DEM | Chris Bell | 18 | 10.71% | 63 | 25.93% | 81 | 19.71% |
| | | 168 | 98.82% | 243 | 99.59% | 411 | 99.28% |
| | Cast Votes: | 0 | 0.00% | 0 | 0.00% | 0 | 0.00% |
| | Over Votes: | 2 | 1.18% | 1 | 0.41% | 3 | 0.72% |
| | Under Votes: | | | | | | |

Precinct Report — Official
Fort Bend County, Texas — Special Runoff Election — December 16, 2008

12/23/2008 08:54 AM
 Precincts Reporting 53 of 53 = 100.00%

Page 50 of 53

Total Number of Voters : 11,073 of 108,261 = 10.23%

| | | | | |
|-------|-----------|-------|----------|-------|
| Party | Candidate | Early | Election | Total |
|-------|-----------|-------|----------|-------|

Precinct 4121 (Ballots Cast: 136)

State Senator, District 17 Unexpired Term, Vote For 1
 REP Joan Huffman
 DEM Chris Bell

| | | | | | |
|----|---------|----|---------|-----|---------|
| 55 | 85.94% | 54 | 75.00% | 109 | 80.15% |
| 9 | 14.06% | 18 | 25.00% | 27 | 19.85% |
| 64 | 100.00% | 72 | 100.00% | 136 | 100.00% |
| 0 | 0.00% | 0 | 0.00% | 0 | 0.00% |
| 0 | 0.00% | 0 | 0.00% | 0 | 0.00% |

Cast Votes:

Over Votes:

Under Votes:

Precinct Report — Official
Fort Bend County, Texas — Special Runoff Election — December 16, 2008

12/23/2008 08:54 AM
 Precincts Reporting 53 of 53 = 100.00%

Total Number of Voters : 11,073 of 108,261 = 10.23%

| Party | Candidate | Early | Election | Total |
|-------|-----------|-------|----------|-------|
|-------|-----------|-------|----------|-------|

Precinct 4127 (Ballots Cast: 310)

State Senator, District 17 Unexpired Term, Vote For 1

| | | | | | | | |
|-----|--------------|-----|---------|-----|---------|-----|---------|
| REP | Joan Huffman | 62 | 50.41% | 103 | 55.08% | 165 | 53.23% |
| DEM | Chris Bell | 61 | 49.59% | 84 | 44.92% | 145 | 46.77% |
| | | 123 | 100.00% | 187 | 100.00% | 310 | 100.00% |
| | Cast Votes: | 0 | 0.00% | 0 | 0.00% | 0 | 0.00% |
| | Over Votes: | 0 | 0.00% | 0 | 0.00% | 0 | 0.00% |
| | Under Votes: | 0 | 0.00% | 0 | 0.00% | 0 | 0.00% |

Precinct Report — Official
Fort Bend County, Texas — Special Runoff Election — December 16, 2008

12/23/2008 08:54 AM
 Precincts Reporting 53 of 53 = 100.00%

Page 52 of 53

Total Number of Voters : 11,073 of 108,261 = 10.23%

| Party | Candidate | Early | Election | Total |
|-------|-----------|-------|----------|-------|
|-------|-----------|-------|----------|-------|

Precinct 4129 (Ballots Cast: 328)

State Senator, District 17 Unexpired Term, Vote For 1

| | | | | | | | |
|-----|--------------|-----|---------|-----|---------|-----|---------|
| REP | Joan Huffman | 111 | 75.00% | 140 | 77.78% | 251 | 76.52% |
| DEM | Chris Bell | 37 | 25.00% | 40 | 22.22% | 77 | 23.48% |
| | | 148 | 100.00% | 180 | 100.00% | 328 | 100.00% |
| | Cast Votes: | 0 | 0.00% | 0 | 0.00% | 0 | 0.00% |
| | Over Votes: | 0 | 0.00% | 0 | 0.00% | 0 | 0.00% |
| | Under Votes: | 0 | 0.00% | 0 | 0.00% | 0 | 0.00% |

Precinct Report — Official
Fort Bend County, Texas — Special Runoff Election — December 16, 2008

12/23/2008 08:54 AM
 Precincts Reporting 53 of 53 = 100.00%

Total Number of Voters : 11,073 of 108,261 = 10.23%

| Party | Candidate | Early | Election | Total |
|-------|-----------|-------|----------|-------|
|-------|-----------|-------|----------|-------|

Precinct 4131 (Ballots Cast: 191)

State Senator, District 17 Unexpired Term, Vote For 1

| | | | | | | | |
|-----|--------------|----|---------|-----|---------|-----|---------|
| REP | Joan Huffman | 45 | 69.23% | 82 | 65.08% | 127 | 66.49% |
| DEM | Chris Bell | 20 | 30.77% | 44 | 34.92% | 64 | 33.51% |
| | | 65 | 100.00% | 126 | 100.00% | 191 | 100.00% |
| | Cast Votes: | 0 | 0.00% | 0 | 0.00% | 0 | 0.00% |
| | Over Votes: | 0 | 0.00% | 0 | 0.00% | 0 | 0.00% |
| | Under Votes: | | | | | | |