

STATE OF TEXAS                   §  
   §  
 COUNTY OF FORT BEND         §

**AMENDMENT TO AGREEMENT FOR THE CONSTRUCTION  
 OF THE INFORMATION TECHNOLOGY BUILDING  
 (TEAL CONSTRUCTION COMPANY – RFP 24-064)**

THIS AMENDMENT (“Amendment”) is entered into by and between Fort Bend County, (“County”), a body corporate and politic under the laws of the State of Texas, and Teal Construction Company, (“Contractor”), a company authorized to conduct business in the State of Texas (collectively referred to as the “parties”).

WITNESSETH:

WHEREAS, the parties previously entered into the Agreement for Construction of the Information Technology Building, on or about November 12, 2024, pursuant to RFP 24-064, (the “Agreement”), and incorporated fully by reference for all purposes, to construct a 42,173 square foot information technology building for the County (the “Services”); and

WHEREAS, the parties desire to amend the Agreement for additional Services to be provided, increase the total Maximum Compensation under the Agreement for the completion of such additional Services, and extend the Time for Performance.

NOW, THEREFORE, in consideration of the mutual covenants and conditions set forth below, the parties agree to amend the Agreement as follows:

1. **Recitals.** The recitals set forth above are incorporated herein by reference and made a part of this Agreement.
2. **Scope of Services.** Contractor shall provide additional Services as described in Contractor’s Change Order, dated November 13, 2025, and attached hereto as Exhibit “A-1” and incorporated fully by reference for all purposes.
3. **Limit of Appropriation.** Contractor’s fees shall be calculated at the rates set forth in the attached Exhibit A-1. The Limit of Appropriation for the performance of services within the Scope of Services as described in Exhibit A-1 is \$2,318,369.23. The Limit of Appropriation payable to Contractor for Services rendered under the Agreement is hereby increased to an amount not to exceed \$22,200,789.23, authorized as follows:

\$19,882,420.00 under the Agreement; and  
 \$ 2,318,369.23 under this Amendment.

In no case shall the amount paid by County for all product and/or Services under the Agreement and this Amendment to the Agreement exceed the above Limit of Appropriation without an agreement executed by the parties.

4. **Time for Performance.** The time for performance for Substantial Completion for the Project shall be extended for an additional seventy-five (75) days as provided in Exhibit A-1.
5. **Modifications.** Except as modified herein, the Agreement remains in full force and effect and has not been modified or amended.
6. **Conflict.** If there is a conflict among documents, the most recently executed document will prevail with regard to the conflict.
7. **Understanding, Fair Construction.** By execution of this Amendment, the parties acknowledge that they have read and understood each provision, term and obligation contained in this Amendment. This Amendment, although drawn by one party, shall be construed fairly and reasonably and not more strictly against the drafting party than the nondrafting party.

(Remainder of Page Intentionally Left Blank)

(Execution Page Follows)

IN WITNESS WHEREOF, this Amendment is signed, accepted, and agreed to by all parties by and through the parties or their agents or authorized representatives. All parties hereby acknowledge that they have read and understood this Amendment and the attachments and exhibits hereto. All parties further acknowledge that they have executed this legal document voluntarily and of their own free will.


**FORT BEND COUNTY**

KP George  
KP George, County Judge

**TEAL CONSTRUCTION COMPANY**

Jennifer King  
Authorized Agent – Signature

January 8, 2026  
Date



JENNIFER KING  
Authorized Agent- Printed Name

ATTEST:  
Laura Richard  
Laura Richard, County Clerk

VICE PRESIDENT  
Title  
12/29/25  
Date

APPROVED:

James Knight  
James Knight, Facilities Management/  
Planning Director

**AUDITOR'S CERTIFICATE**

I hereby certify that funds are available in the amount of \$ 22,200,789.23 to accomplish and pay the obligation of Fort Bend County under this Agreement.

Robert Ed Sturdivant  
Robert Ed Sturdivant, County Auditor

Exhibit A-1: Contractor's Change Order, dated November 13, 2025.

# EXHIBIT A-1



## Owner Change Order

<b>Project:</b> Fort Bend IT Building  <b>Contractor:</b> (TEALCO) Teal 1335 Brittmoore Rd  Houston Texas 77043	<b>Change Order Number: 1</b>  <b>Title:</b> Updated IT Design Equipment  <b>Change Order Date:</b> Nov 13, 2025  <b>Architect's Project No:</b> <b>Contract Date:</b> 10/09/2024 County <b>RFP#:</b> 24-064 <b>County PO#:</b> 250355
--	---

### Contract scope changes:

Added equipment to scope of work (Genesis) and relocating BUS-A & BUS-B per ASI 002

Removed Quantity of Cameras per Fort Bend County

Revised Door Hardware

Removed Quantity of Card Readers per Fort Bend County

Removal of Projectors in lieu of Monitors

Revised Substantial Completion Date PENDING the following conditions are met:

- Permanent Power/Conditioning of Building by January 31, 2026
- Approval of this Change Order by January 15, 2026
- Approval & Release of ALL equipment captured in this Change Order by January 31, 2026



*HARRY J. KNAPP*  
*12/3/25*

Original Contract Sum	19,882,420.00
Previously approved Change Orders	0
Contract Sum prior to this Change Order	19,882,420.00
Contract Sum adjustment by this Change Order	2,318,369.23
Revised Contract Sum including this Change Order	22,200,789.23
The Contract duration will be increased / decreased	75 days



<b>ARCHITECT (Firm name)</b> FS GROUP 16575 VILLAGE DR. HOUSTON, TX 77040	<b>CONTRACTOR (Firm name)</b> (TEALCO) Teal 1335 Brittmoore Rd Houston Texas 77043	<b>OWNER (Firm name)</b> (FBCFAC) FB Cnty Facilities Mngt. & Planning 301 Jackson Street, Ste. 300Ri Richmond Texas 77469
<b>ADDRESS</b> BY (Signature) HARRY KNAPP	<b>ADDRESS</b> BY (Signature) Michael Krause	<b>ADDRESS</b> BY (Signature)
<b>HARRY KNAPP</b> (Typed name)	<b>Michael Krause</b> (Typed name)	 (Typed name)
<b>DATE</b> 12/3/25	<b>DATE</b> 12/01/2025	<b>DATE</b>





Fort Bend County IT Building  
1419 Eugene Heimann Circle

Richmond, TX 77469

Change Order

RE: **ASI 002- IT Redesign**

Date: 11/26/2025

Teal Job #24-1717

Item #	Description	Total	Contractor
1	Added Equipment to Scope of Work per ASI 002	\$2,070,594.00	Genesis
2	Relocated BUS-A & BUS-B per ASI 002	\$13,218.99	Britain Electric
3	Card Readers per Fort Bend County	(\$21,148.24)	Genesis
4	Removal of Cameras per Fort Bend County	(\$24,681.21)	Genesis
5	Removal of Projectors in lieu of Monitors	(\$3,295.72)	Genesis
6	Revised Door Hardware	\$17,752.00	American Door
Subcontractor Subtotal		\$2,052,439.82	
<b>Project Schedule - Impacts/Delays</b>			
	Current Substantial Completion Date:	3/5/2025	No. of Days of Schedule Impact: 75 Days
			Revised Substantial Completion: 5/19/2025
<p><b>Revised Substantial Completion Date PENDING the following conditions are met:</b></p> <p>*Approval of this Change Order by January 15, 2026</p> <p>*Permanent Power/Conditioning of Building by January 31, 2026</p> <p>*Approval &amp; Release of ALL equipment captured in this Change Order by January 31, 2026</p>			
<b>Summary</b>			
		Sub Total	\$2,052,439.82
		Project Schedule Days Added (Calendar)	75
		General Conditions (5%)	\$102,621.99
		Insurance (3%)	\$61,573.19
		Fee (5%)	\$102,621.99
		Grand Total	\$2,319,257.00
		Date:	11/26/2025
Michael Krause - PM - Teal Construction			



# AIA® Document G710™ – 2017

## Architect's Supplemental Instructions


<b>PROJECT:</b> <i>(name and address)</i> Fort Bend County Information Technology Building 1419 Eugene Heimann Circle Richmond, TX 77469	<b>CONTRACT INFORMATION:</b> Contract For: Construction  Date: 10/9/24	<b>ASI INFORMATION:</b> ASI Number: 002  Date: 8/12/25
<b>OWNER:</b> <i>(name and address)</i> Fort Bend County Texas 301 Jackson Street, Suite 301 Richmond, TX 77469	<b>ARCHITECT:</b> <i>(name and address)</i> FSG Architects 16575 Village Drive Houston, TX 77040	<b>CONTRACTOR:</b> <i>(name and address)</i> Teal Construction Company 1335 Brittmoore Road Houston, TX 77043

The Contractor shall carry out the Work in accordance with the following supplemental instructions without change in Contract Sum or Contract Time. Proceeding with the Work in accordance with these instructions indicates your acknowledgment that there will be no change in the Contract Sum or Contract Time.  
*(Insert a detailed description of the Architect's supplemental instructions and, if applicable, attach or reference specific exhibits.)*

IT Revisions for the Data Center equipment, which have been reviewed and approved by Owner.

See attached Revised Sheets E204, T-402, T-602, TY-401, Revised Specification 272100, and narrative.

### ISSUED BY THE ARCHITECT:

FSG Architects  
 ARCHITECT *(Firm name)*  
 SIGNATURE   
 Harry Knapp, AIA Architect  
 PRINTED NAME AND TITLE  
 8/12/25  
 DATE



# ASI002 REVISION NARRATIVE

## Sheet T-402

Rack 1.1 – Access Switch ID Tags Changed.

Rack 1.2 – Access Switch ID Tags Changed. LAN.OOB.01 added to rack.

Rack 1.3 – Access Switch ID Tags Changed. LAN.SIP.01 added to rack.

Rack 1.4 – Moved CS02 to rack 1.5. Added WAN and DC equipment as listed. Addition of (2) L21-30R receptacles and (4) Vertical PDUs. (2) PDUs are active, (2) PDUs are spare.

DC.FW.01, WAN.RSA.01, LAN.WNC.01, DC.LBS.01, DC.SS.01

Rack 1.5 – LPS.01, LPS.02, LPS.03 moved to rack 1.7. CS02 moved from rack 1.4 to this rack. Added WAN and DC equipment as listed. Receptacles changed from L5-30R to L21-30R. Addition of (2) L21-30R receptacles and (4) Vertical PDUs. (2) PDUs are active, (2) PDUs are spare.

DC.FW.02, WAN.RSA.02, DC.APIC.01, LAN.WNC.02, DC.LBS.02, DC.SS.02

Rack 1.6 – Rack was previously empty. Added WAN equipment as listed. Receptacles changed from L5-30R to L21-30R. Addition of (2) Vertical PDUs.

WAN.PR.01, WAN.PR.02, WAN.OS.01, WAN.OS.02, WAN.FW.01, WAN.FW.02

Rack 1.7 – LPS.01, LPS.02, LPS.03 moved from rack 1.5 to this rack.

Rack 2.1 – Switch ID Tags changed. DC.APIC.02 added to rack. Horizontal cable management and patch panel removed. Horizontal PDUs removed.

Rack 2.2 – Switch ID Tags changed. DC.APIC.03 added to rack. Horizontal cable management and patch panel removed. Horizontal PDUs removed.

Rack 2.3 – Switch ID Tags changed. WAN.OOB.01 added to rack. Horizontal cable management and patch panel removed. Horizontal PDUs removed.

Rack 2.4 – Network equipment removed. Horizontal cable management and patch panel removed. Horizontal PDUs removed.

Rack 2.5 – Network equipment removed. Horizontal cable management and patch panel removed. Horizontal PDUs removed.

Rack 2.6 – Switch ID tags changed. Horizontal cable management and patch panels removed. Horizontal PDUs removed.

Rack 2.7 – Switch ID tags changed. Horizontal cable management and patch panels removed. Horizontal PDUs removed.

Rack 2.8 – Switch ID tags changed. Horizontal cable management and patch panels removed. Horizontal PDUs removed.

Rack 2.9 – Network equipment removed. Horizontal cable management and patch panel removed. Horizontal PDUs removed.

Rack 2.10 – Network equipment removed. Horizontal Cable management and patch panel removed. Horizontal PDUs removed.

Rack 3.1 – Switch ID tags changed. Horizontal cable management and patch panel removed. Horizontal PDUs removed. Addition of (2) new vertical PDUs for a total of (4) vertical PDUs. Addition of (2) L21-30R receptacles above cabinet for a total of (4) L21-30R receptacles.

Rack 3.2 – Switch ID tags changed. Horizontal cable management and patch panel removed. Horizontal PDUs removed.

Rack 3.3 – Switch ID tags changed. Horizontal cable management and patch panel removed. Horizontal PDUs removed.

Rack 3.5 – Switch ID tags changed. Horizontal cable management and patch panel removed. Horizontal PDUs removed.

Rack 3.6 – Switch ID tags changed. Horizontal cable management and patch panel removed. Horizontal PDUs removed.

Rack 3.7 – Switch ID tags changed. Horizontal cable management and patch panel removed. Horizontal PDUs removed. WAN.OOB.02 added to rack.

Rack 3.8 – Network equipment removed. Horizontal cable management and patch panel removed. Horizontal PDUs removed.

Rack 3.9 – Network equipment removed. Horizontal cable management and patch panel removed. Horizontal PDUs removed.

Rack 3.10 – Network equipment removed. Horizontal cable management and patch panel removed. Horizontal PDUs removed.

Keyed note 7 was changed to update quantity verbiage.

Keyed notes 21 through 33 were added to identify network equipment types.

## **Sheet T-602**

Added legend of terminology to the network diagram

Updated data center portion of the network diagram. Addition of APIC controllers, out of band management switches, spin switches, and leaf border switches. Data Center Catalyst Access Switches were replaced with Nexus Leaf Switches.

Updated Data Center bill of material to reflect part numbers and quantities provided directly from Cisco.

Added WAN equipment to the network diagram.

Updated WAN bill of material to reflect part numbers and quantities provided directly from Cisco.

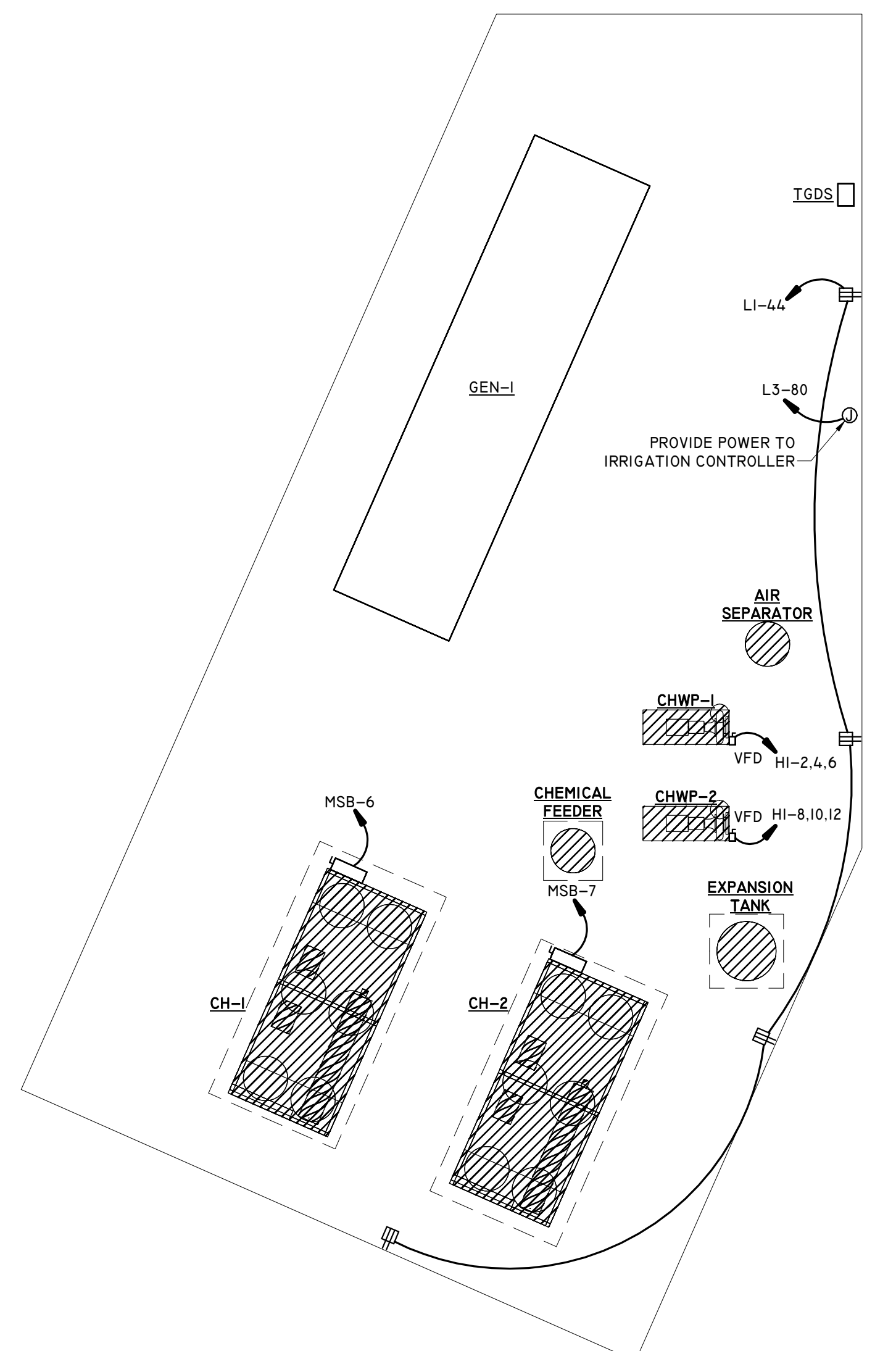
Updated LAN portion of the network diagram. Addition of out of band management, sip voice router, and wireless network controllers. Catalyst Access Switch part number updated to reflect part number provided directly from Cisco.

Updated LAN bill of material to reflect part numbers and quantities provided directly from Cisco.

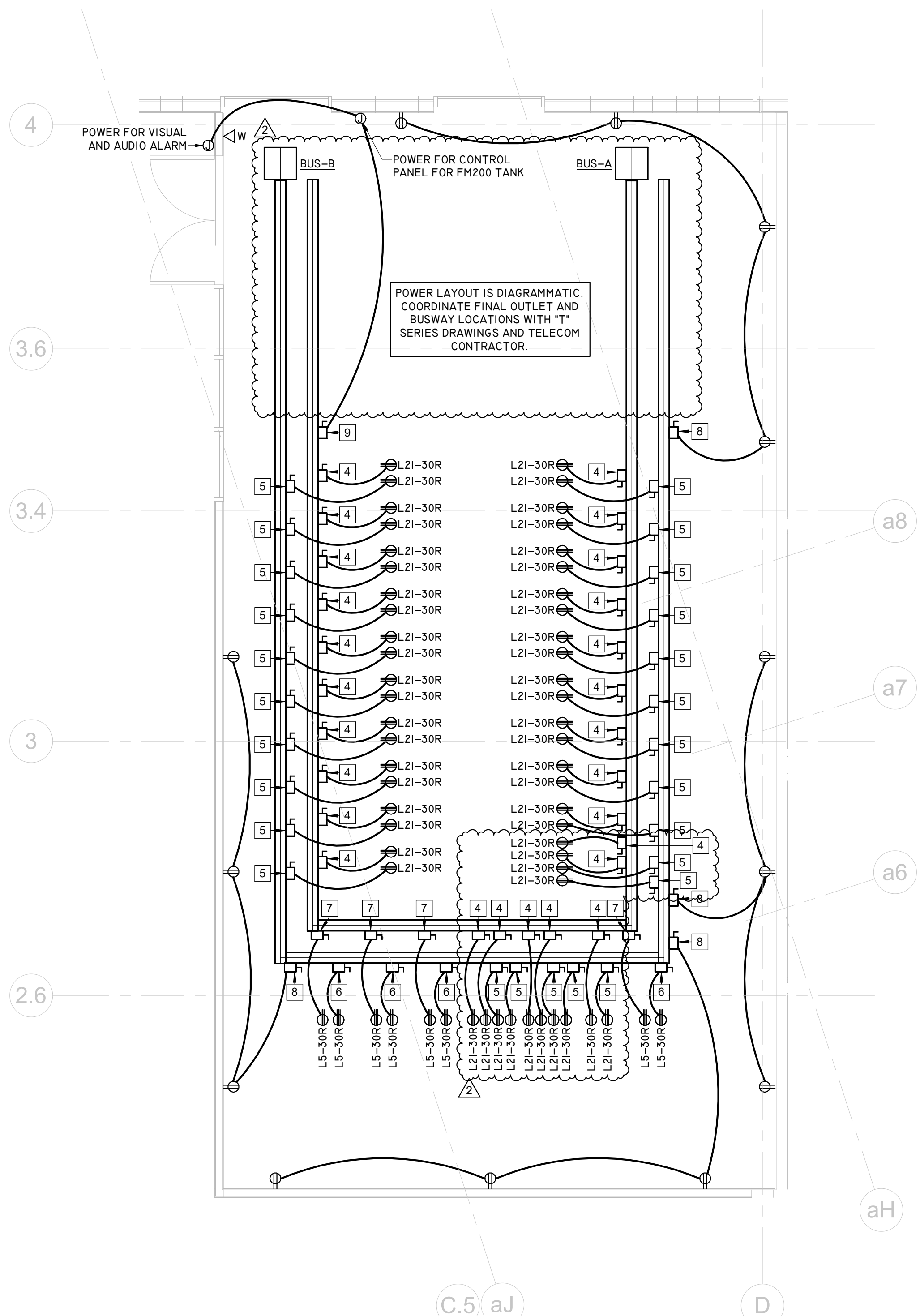
## **Sheet TY-401**

Moved LPS.01, LPS.02, LPS.03 from Rack 1.5 to Rack 1.7

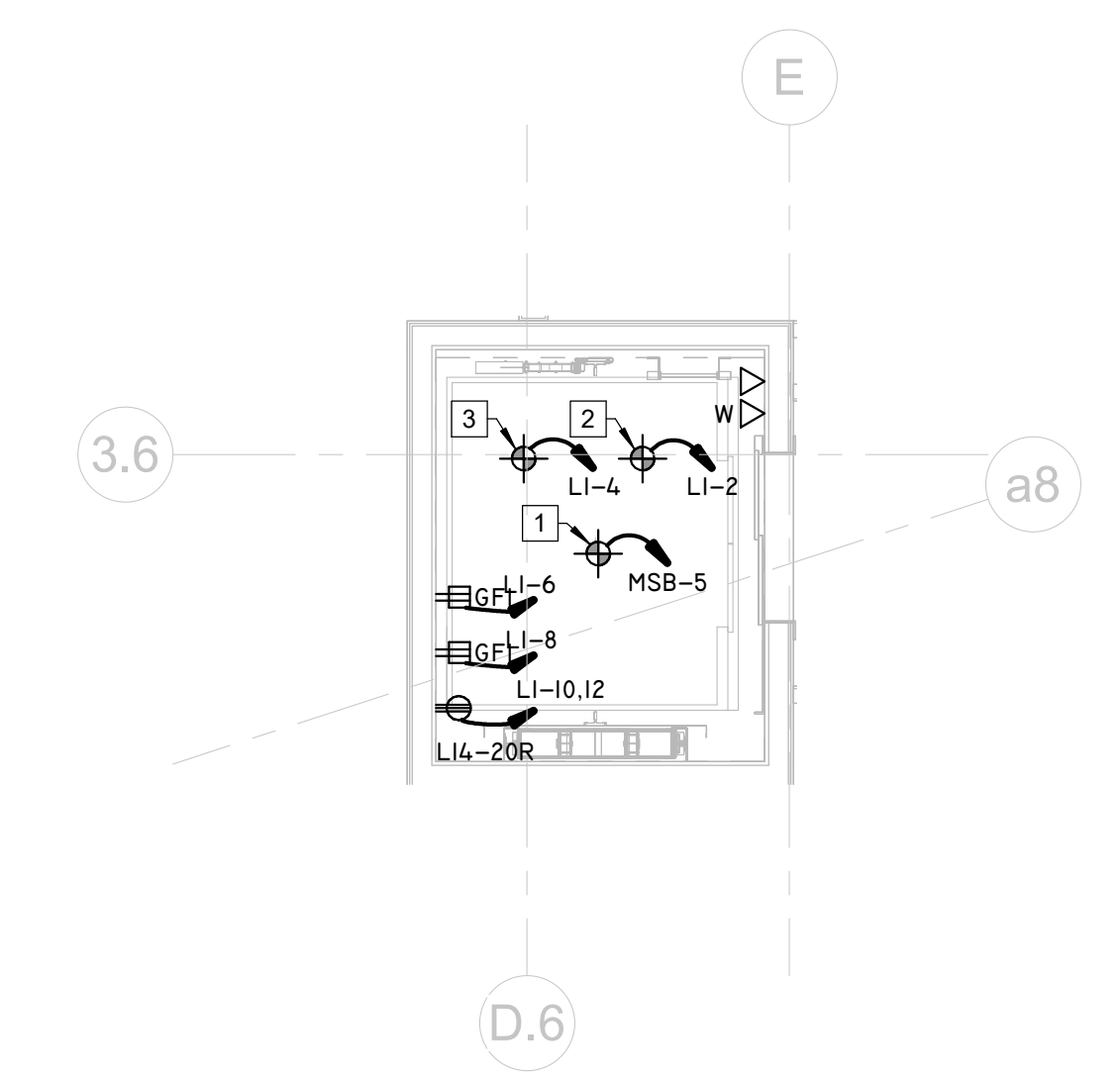
KEYED NOTE LEGEND	
1	PROVIDE POWER FOR ELEVATOR. COORDINATE POWER INPUT LOCATION AND BUSMAN ELEVATOR POWER MODULE LOCATION WITH ELEVATOR INSTALLER PRIOR TO ROUGH-IN.
2	PROVIDE POWER FOR ELEVATOR CAB LIGHTING. COORDINATE POWER INPUT LOCATION WITH ELEVATOR INSTALLER PRIOR TO ROUGH-IN. PROVIDE LOCAL 30AS/NF/IP/NEMA-1 LOCAL DS.
3	PROVIDE POWER FOR ELEVATOR CAB FANS. COORDINATE POWER INPUT LOCATION WITH ELEVATOR INSTALLER PRIOR TO ROUGH-IN. PROVIDE LOCAL 30AS/NF/IP/NEMA-1 LOCAL DS.
4	PROVIDE 30AS/20AT/1P BUS PLUG AT 'BUS-A' AND POWER FEED CORD DROP TO NEMA L21-30R OUTLET MOUNTED TO CABLE TRAY ABOVE RACK. PROVIDE 4#10 (A/B/C+N), #10 (G) IN 3/4" C POWER FEED FROM BUS PLUG TO RECEPTACLE. PROVIDE UNISTRUT SUPPORTS AND MOUNTING HARDWARE AS REQUIRED. COORDINATE INSTALLATION WITH TELECOM CONTRACTOR PRIOR TO ROUGH-IN.
5	PROVIDE 30AS/20AT/1P BUS PLUG AT 'BUS-B' AND POWER FEED CORD DROP TO NEMA L21-30R OUTLET MOUNTED TO CABLE TRAY ABOVE RACK. PROVIDE 4#10 (A/B/C+N), #10 (G) IN 3/4" C POWER FEED FROM BUS PLUG TO RECEPTACLE. PROVIDE UNISTRUT SUPPORTS AND MOUNTING HARDWARE AS REQUIRED. COORDINATE INSTALLATION WITH TELECOM CONTRACTOR PRIOR TO ROUGH-IN.
6	PROVIDE 30AS/20AT/1P BUS PLUG AT 'BUS-B' AND POWER FEED CORD DROP TO NEMA L5-30R OUTLET MOUNTED TO CABLE TRAY ABOVE RACK. PROVIDE 2#10, #10 (G) IN 3/4" C POWER FEED FROM BUS PLUG TO RECEPTACLE (ALTERNATE PHASES ON BUS TAP TO EVENLY DISTRIBUTE LOAD). PROVIDE UNISTRUT SUPPORTS AND MOUNTING HARDWARE AS REQUIRED. COORDINATE INSTALLATION WITH TELECOM CONTRACTOR PRIOR TO ROUGH-IN.
7	PROVIDE 30AS/20AT/1P BUS PLUG AT 'BUS-A' AND POWER FEED CORD DROP TO NEMA L5-30R OUTLET MOUNTED TO CABLE TRAY ABOVE RACK. PROVIDE 2#10, #10 (G) IN 3/4" C POWER FEED FROM BUS PLUG TO RECEPTACLE (ALTERNATE PHASES ON BUS TAP TO EVENLY DISTRIBUTE LOAD). PROVIDE UNISTRUT SUPPORTS AND MOUNTING HARDWARE AS REQUIRED. COORDINATE INSTALLATION WITH TELECOM CONTRACTOR PRIOR TO ROUGH-IN.
8	PROVIDE 30AS/20AT/1P BUS PLUG AND POWER FEED TO GENERAL PURPOSE 5-20R OUTLETS IN THIS ROOM. PROVIDE 2#12, #12 (G) IN 3/4" C POWER FEED TO RECEPTACLES (ALTERNATE PHASES ON BUS TAP TO EVENLY DISTRIBUTE LOAD).
9	PROVIDE 30AS/20AT/1P BUS PLUG AND POWER FEED TO VISUAL/AUDIO ALARM AND CONTROL PANEL FOR FM200 TANK. PROVIDE 2#12, #12 (G) IN 3/4" C POWER FEED TO RECEPTACLES (ALTERNATE PHASES ON BUS TAP TO EVENLY DISTRIBUTE LOAD). COORDINATE FINAL EQUIPMENT LOCATIONS WITH FM200 TANK SYSTEM INSTALLER PRIOR TO ROUGH-IN.



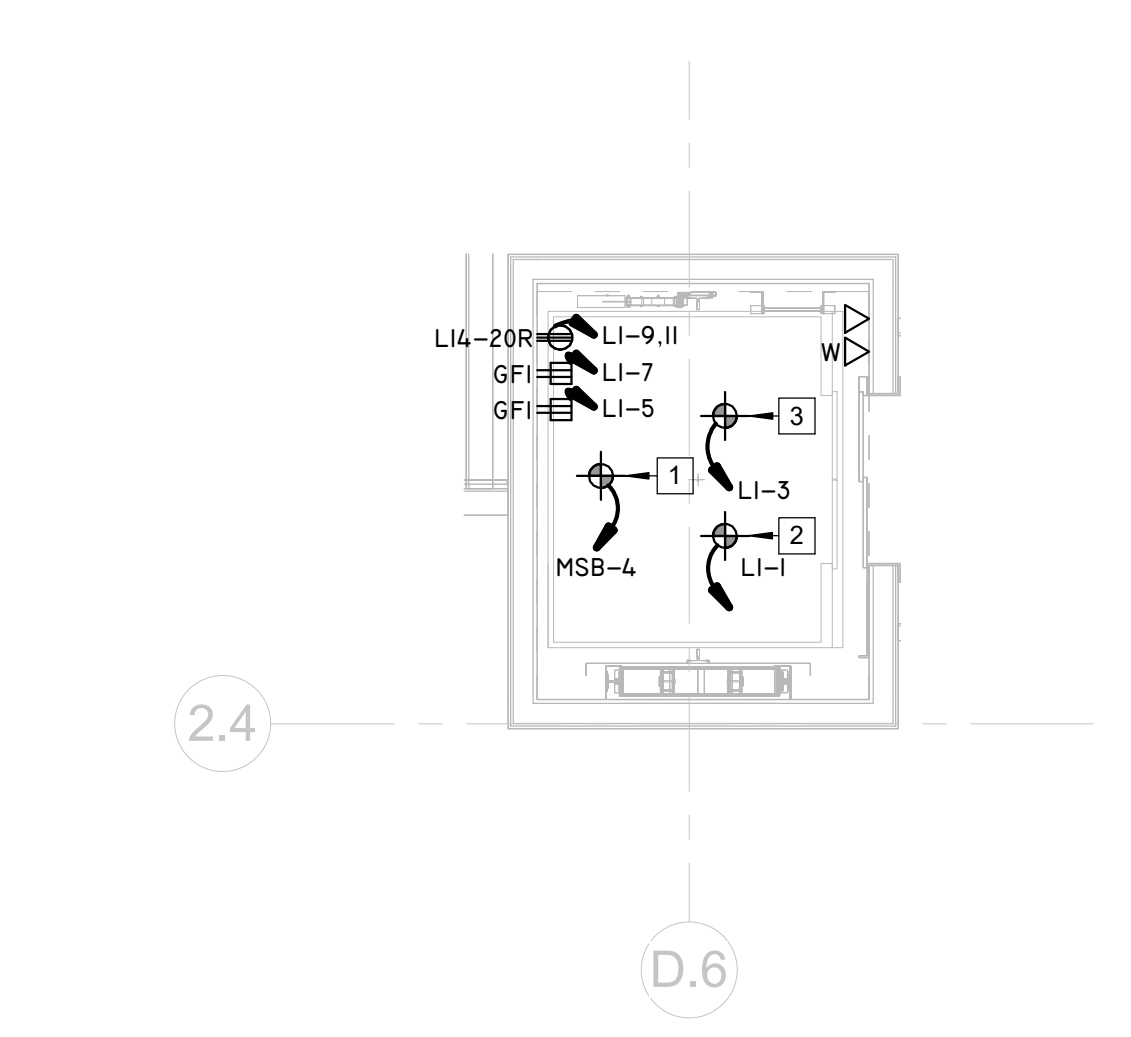
**4** MECH YARD - EQUIPMENT  
SCALE: 1/8" = 1'-0"



**3** ENLARGED FLOOR PLAN - DATA CENTER - POWER  
SCALE: 1/4" = 1'-0"



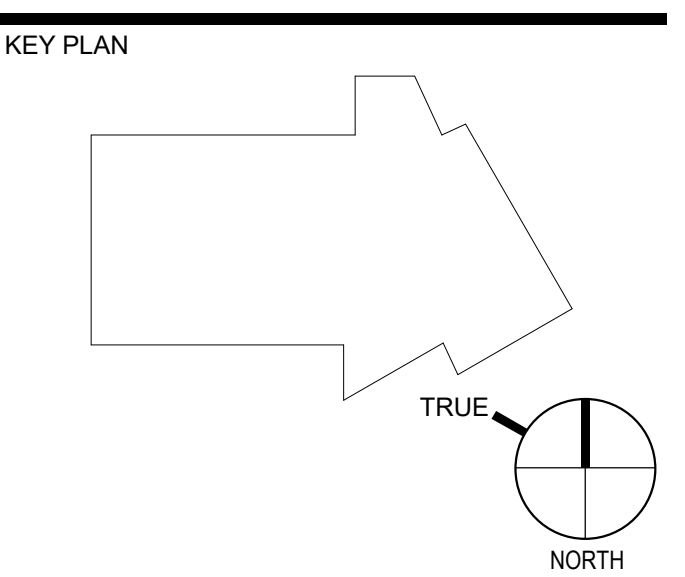
**2** ENLARGED FLOOR PLAN - ELEVATOR #2 - POWER  
SCALE: 1/4" = 1'-0"



**1** ENLARGED FLOOR PLAN - ELEVATOR #1 - POWER  
SCALE: 1/4" = 1'-0"

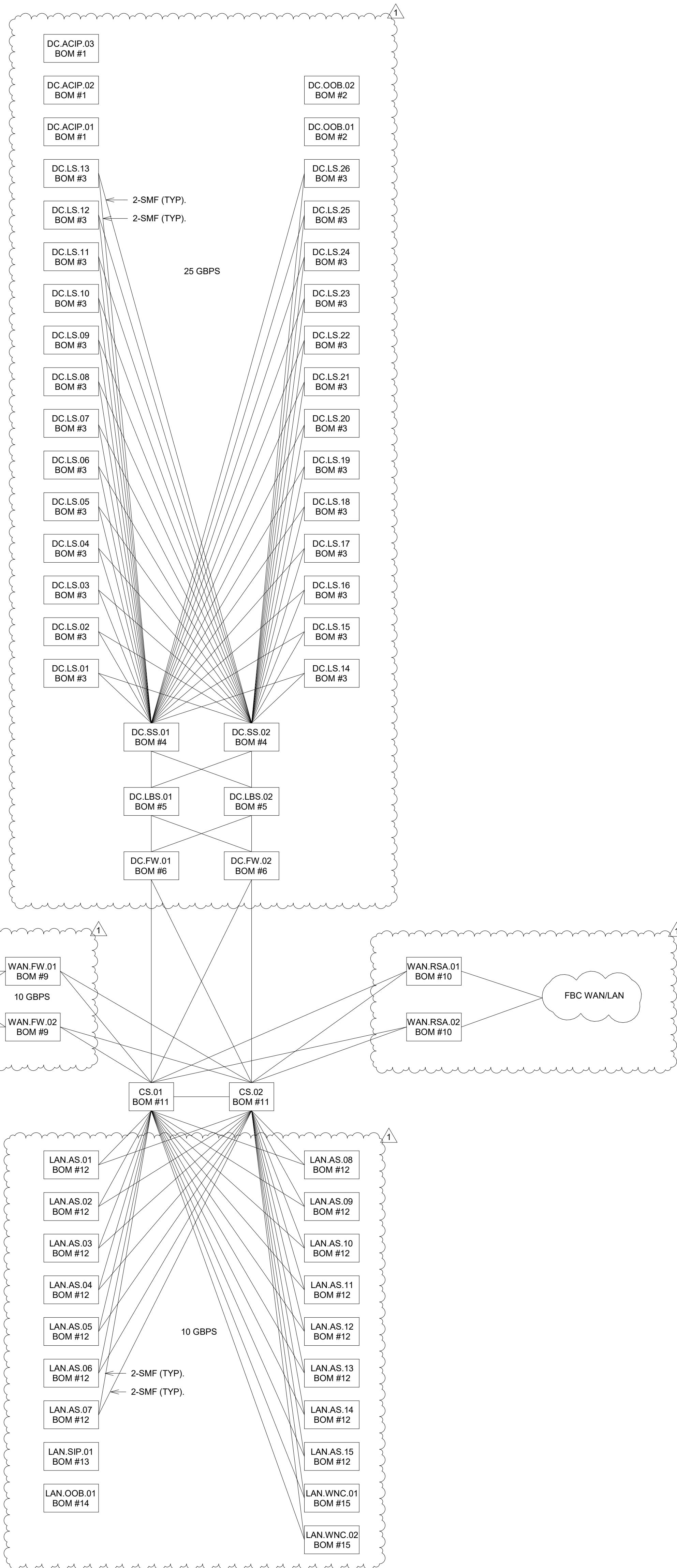
REVISIONS

No.	DESCRIPTION	DATE
2	IT Revision	8/11/25





- LEGEND**
- DC - DATA CENTER
  - APIC - APPLICATION POLICY INFRASTRUCTURE CONTROLLER
  - OoB - OUT OF BAND MANAGEMENT
  - LS - LEAF SWITCH
  - SS - SPINE SWITCH
  - LBS - LEAF BORDER SWITCH
  - FW - FIREWALL
  - WAN - WIDE AREA NETWORK
  - ISP - INTERNET SERVICE PROVIDER
  - PR - PEER ROUTING
  - OS - OUTSIDE SWITCH
  - FW - FIRE WALL
  - RSA - REMOTE SITE AGGREGATION
  - FBC - FORT BEND COUNTY
  - LAN - LOCAL AREA NETWORK
  - CS - CORE SWITCH
  - AS - ACCESS SWITCH
  - SIP - SIP CUBE ROUTER
  - OoB - OUT OF BAND MANAGEMENT
  - WNC - WIRELESS NETWORK CONTROLLER



- GENERAL NOTES:**
1. NETWORK DIAGRAM SHOWN IS CONCEPTUAL. FINAL CONNECTIONS SHALL BE COORDINATED WITH CISCO AND OWNER.
  2. COORDINATE EQUIPMENT INSTALLATION INSIDE IDF ROOMS WITH IT PROJECT MANAGER.
  3. BOM SHOWN IS PROVIDED DIRECTLY FROM CISCO. A DETAILED BREAKDOWN OF PART NUMBERS/EQUIPMENT SHALL BE COORDINATED WITH CISCO VENDOR TO ENSURE A COMPLETE AND WORKING NETWORK PRIOR TO PROCUREMENT. REFER TO Z72100 APPENDIX A FOR COMPREHENSIVE BOM.

**DATA CENTER NETWORK BOM**


ITEM	PART NUMBER	DESCRIPTION	QTY
1	APIC-M4	APIC APPLIANCE, ACI APIC CLUSTER FOR MANAGEMENT	3
2	N9K-C92348GC-FX3	OUT OF BAND MANAGEMENT SWITCH, NEXUS 9200100M1GT, 4P 10/25G & 2P 40/100G QSFP28	2
3	N9K-C93180-FX3-B8C	ACI LEAFS, 2X NEXUS 93180YC-FX3 W/ 8X 100G OPTICS (BUNDLE)	13
4	N9K-C9364D-GX2A	ACI SPINE, NEXUS 9300 SERIES, 64P 400G SWITCH	2
5	N9K-C93180YC-FX3H	ACI LEAF BORDER, NEXUS 9300 24P 110/25G, 6P 40/100G, MACSEC, SYNCNE	2
6	FP3110-NFW	OWNER FURNISHED DATA CENTER FIREWALL	2

**WAN NETWORK BOM**

ITEM	PART NUMBER	DESCRIPTION	QTY
7	C8500-12X	ISP PEER ROUTER, CISCO CATALYST 8500-12X EDGE PLATFORM	2
8	N9K-C93180-FX3-B8C	DMZ-OUTSIDE SWITCH, 2X NEXUS 93180YC-FX3 W/ 8X 100G OPTICS (BUNDLE)	1
9	FP4200-FTD-HA-BUN	4125 FIREWALL, CISCO SECURE FIREWALL 4200 THREAT DEFENSE CHSS, SUBS (HA BUNDLE)	1
10	C9300-48T-A	REMOTE SITE AGGREGATION, CATALYST 9300 48-PORT DATA ONLY, NETWORK ADVANTAGE	2

**LAN NETWORK BOM**

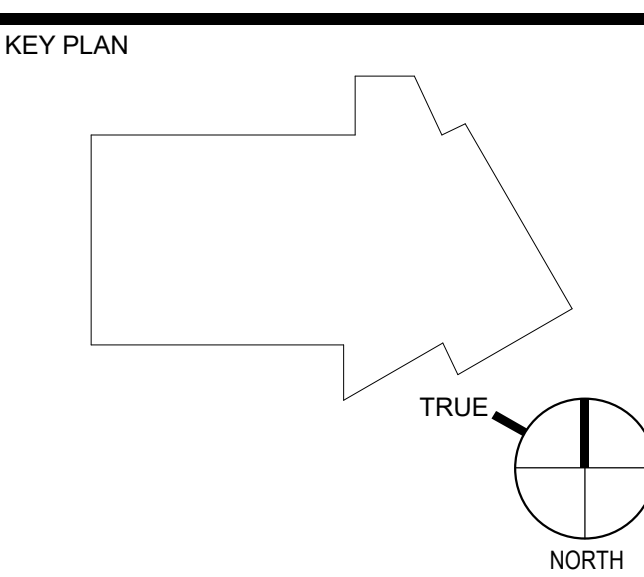
ITEM	PART NUMBER	DESCRIPTION	QTY
11	C9606R	ENTERPRISE CORE SWITCH, CISCO CATALYST 9600 SERIES 6 SLOT CHASSIS	2
12	C9300-48UXM-A	ENTERPRISE SWITCH, CATALYST 9300 48-PORT(12 MGIG, 36 2.6GBPS) NETWORK ADVANTAGE	15
13	C8300-1N1S-4T2X	SIP CUBE ROUTER, CISCO CATALYST C8300 ROUTER	1
14	C9200-48T-A	OUT OF BAND MANAGEMENT, CATALYST 48-PORT DATA ONLY, NETWORK ADVANTAGE	1
15	C9800-LF-K9	WIRELESS NETWORK CONTROLLER, CISCO CATALYST 9800-L FIBER UPLINK	2
16	C9300-48T-A	COPPER CONNECTIONS SWITCH, CATALYST 48-PORT DATA ONLY, NETWORK ADVANTAGE	1
17	CW9176I-RTG	WIFI 7 ACCESS POINT, CISCO WIRELESS 9176I(W7, 3 RADIO, 3 BAND 4X4, UWB), GLOBAL	20



ISSUED FOR CONSTRUCTION

**REVISIONS**

No.	DESCRIPTION	DATE
1	IT Revision	8/11/25



SHEET TITLE  
**TELECOMMUNICATIONS - DETAILS**

SCALE: As Indicated  
DATE: 11/20/2024  
PROJECT NUMBER: 2319  
SHEET NUMBER

**T-602**

1 NETWORK CONNECTIVITY DIAGRAM & BOM NTS



SECTION 272100  
DATA COMMS AND NETWORK EQUIPMENT

PART 1 - GENERAL

1.1 PROJECT SCOPE SUMMARY

- A. Subject to the General and Special Conditions, this section shall specify...
- B. Section Includes:
  - 1. Core switch in MDF
  - 2. Access Switch in IDF
  - 3. Wireless Access Point (WAP)
  - 4. Integrated Service Router
  - 4.5. Data Center Spine Leaf Architecture Equipment
- C. The Contractor shall provide, install and test a complete network system of switch components. The Contractor shall be responsible for the compatibility of all equipment in the network and configuration of the equipment. The network shall consist of a 1000Base-FX fiber optic backbone and 10/100/1000 BASE-TX Ethernet to the workstation and peripheral equipment. All system components shall be VLAN tagging compatible (IEEE802.1Q).

1.2 DEFINITIONS

- A. Definitions
- B. Abbreviations
  - 1. ANSI American National Standards Institute
  - 2. ATM Asynchronous Transfer Mode
  - 3. EIA Electronics Industries Alliance
  - 4. Gbps Gigabits per second
  - 5. IEEE Institute of Electrical and Electronic Engineers
  - 6. ISO International Organization for Standardization
  - 7. Mbps Megabits Per Second
  - 8. MIMO Multiple-In and Multiple-Out
  - 9. Multi-path The possible multiple routes of a single source of RF energy due to reflection, refraction, or diffraction.
  - 10. NEC National Electrical Code
  - 11. NEMA National Electrical Manufacturing Association
  - 12. RF Radio Frequency: Signal generated by a radio transmitter and sent out through an antenna. The frequency of the transmission

- is described in terms of the number of cycles per second or Hertz (Hz).
- 13. SFP Small Form-Factor Pluggable – Hot-pluggable transceiver used for both telecommunication and data communication applications. Comes in both copper and fiber.
  - 14. SNMP Simple Network Management Protocol
  - 15. TIA Telecommunications Industry Association
  - 16. TR Telecommunications Room
  - 17. UL Underwriter’s Laboratories
  - 18. VoIP Voice over Internet Protocol
  - 19. WAP Wireless Application Protocol
  - 20. WPA/WPA2 WiFi Protected Access / WiFi Protected Access II – IEEE 802.11i-2004

### 1.3 REFERENCES

- A. Section 01
- B. Section 270000: Communications
- C. Section 270526: Telecommunication Grounding and Bonding
- D. Section 270528: Interior Communications Pathways
- E. Section 270543: Exterior Communication Pathways
- F. Section 270553: Testing, Administration, Identification
- G. Section 271100: Communication Cabinet and Equipment Rooms
- H. Section 271300: Backbone and Riser Media Infrastructure
- I. Section 271500: Horizontal Media Infrastructure
- J. Section 272100: Data Communication and Network Equipment
- K. Section 274100: Audio Video System
- L. Section 280500: Electronic Safety and Security
- M. Section 281300: Access Control System (ACS)
- N. Section 282300: Digital Video Surveillance Systems (DVSS)
- O. Telecommunications Industry Association (TIA) 568B- Commercial Building Telecommunications Cabling Standard.
- P. National Electrical Manufacturers Association (NEMA).

- Q. American Society for Testing Materials (ASTM).
- R. National Electric Code (NEC).
- S. Institute of Electrical and Electronic Engineers (IEEE).
- T. International Standards Organization/International Electromechanical Commission (ISO/IEC) DIS 11801, latest edition.
- U. Underwriters Laboratories (UL) Cable Certification and Follow Up Program.
- V. Occupational Safety and Health Administration (OSHA) 29 CFR Part 1910, Permit-Required Confined Spaces for General Industry; Final Rule. Drawings and general provisions of the Contract, including General and Supplementary Conditions, and Division 01 General Requirements Specification Sections, apply to this Section.

#### 1.4 COORDINATION

- A. Refer to General or Special Conditions.
- B. HCCS for configuration and integration into the overall LAN

#### 1.5 QUALITY ASSURANCE

- A. Assure that the "as installed" system is correct and complete per construction documents: including engineering drawings, manuals, and operational procedures in such a manner as to support maintenance and future expansion of the system.
- B. Owner/Architect/Engineer retains the right to access and inspect all work during the entire duration of the project and any items that do not adhere to the standards, reference, contract, bid, or project documents will be corrected immediately at the expense of the contractor.
- C. UL Compliance: Provide products that are UL-classified and labeled.
- D. Installer Qualifications
  - 1. Installer shall have a minimum certification of Cisco CCNA.
  - 2. Knowledge of NEC standards.
  - 3. Knowledge of EIA/TIA standards.
  - 4. Five (5) years experience in the installation of local and wide area network hardware and software including hubs, routers, switchers, terminating and testing.
  - 5. Five (5) years experience in the installation and configuration of 10Base Ethernet, 100Base Ethernet, FDDI, ISDN, ATM and Token Ring networks.
  - 6. Five (5) references for projects of equivalent scope, type and complexity of work completed within the last five (5) years. The Contractor shall submit as proof,

supporting documents and the names, addresses and telephone numbers of the operating personnel who can be contacted regarding the installation system.

7. Must be certified by the equipment manufacturers to install and configure the specified products.

E. Install products only by qualified technicians.

F. Provide all electronic equipment with the UL label when applicable.

G. Comply in every way with the requirements of local and City laws and ordinances, the National Board of Fire Underwriters, and the National Electrical Code. Anything in the plans or specifications that does not strictly comply with the above laws, ordinances, and rules must be referred to the attention of the Engineer for a decision before proceeding. No change in the plans or specifications shall be made without full consent in writing of the Engineer.

H. Contractor is responsible to ensure equipment has the correct modules, quantities, and firmware updates for a complete and functional system. If drawings or specifications are not accurate, contractor shall notify owner of discrepancy prior to bid. Owner will not be responsible to pay for any additional equipment that contractor left out to make the system completely functional.

#### 1.6 WARRANTY

A. Provide in accordance with Division 01.

B. Provide a three (3) year warranty on all active network products and installation.

C. Provide the Owner with on-line telephone support for the network active products and configuration for a period of two (2) years.

D. The Contractor shall bear the burden to replace or repair any such defective products during the three (3) year period at his cost including labor and materials.

~~D.E.~~ Provide any service agreement as listed in Appendix A. Cisco BOM

PART 2 - PRODUCTS

2.1 CISCO PROVIDED BILL OF MATERIAL

A. Refer to appendix A for the comprehensive bill of material provided directly by Cisco. Equipment shall be Cisco, as listed in the Bill of Materials, no exception. Include necessary accessories, patch cords, optics, and licenses required for a fully functional system.

2.1 ~~CORE NETWORK SWITCH~~

A. ~~The standard configuration for the CORE switch is shown in the table below.~~

CORE - TYPE 1	
PART NUMBER	DESCRIPTION
C9606R Chassis	6 Slot Chassis, 4 Line Card Slots, 2 Sup Engine Slots, 4 PS Bays
C9606R	Cisco Catalyst 9600 Series Supervisor Engine 1
C9606R	Cisco Catalyst 9600X Series Supervisor Engine 2
C9600-LC-40YL4CD	Combo Line Card, 40 ports 1/10/25GE SFP and 2 ports 40/100GE QSFP Uplinks
C9600-LC-24C	Cisco Catalyst 9600 Series 24 port 40GE/100GE line card
C9600-LC-48YL	Cisco Catalyst 9600 Series 48 port 25GE/10GE1 SFP28 line card
C9600-PWR-3KWAC	3000W Power Supply, Qty=4
CAB-C19-CBN	Cabinet Jumper 16A, 250VAC, Qty=4
C9606-FAN	Fan Tray, 1621 BTU (max)
C9606-RACK-KIT	Cisco Catalyst 9600 Series 6 slot chassis Rack Mount
C9600-DNA-A-5Y	C9600 Cisco DNA Advantage Software subscription, 5 Year License

2.2 ~~48 PORT ACCESS NETWORK SWITCH TYPE 1~~

A. ~~Usage: Data Center Server Cabinets. 2 per cabinet~~

48 PORT ACCESS - TYPE 1 (10GE)	
PART NUMBER	DESCRIPTION
C9300-48P-E	Catalyst 9300 48-port PoE+, Network Essentials
C9300-NW-E-48	C9300 Network Essentials, 48 port license
PWR-C1-715WAC-P	715W AC 80+ Primary Platinum Rated Power Supply

<del>PWR-C1-715WAC-P</del>	<del>715W AC 80+ Secondary Platinum Rated Power Supply</del>
<del>CAB-TA-NA</del>	<del>North America AC Type A Power Cable x2</del>
<del>C9300-NM-8X</del>	<del>Catalyst 9300 8 x 10GE Network Module</del>
<del>NETWORK-PNP-LIC</del>	<del>Network Plug-n-Play Connect for zero-touch device deployment</del>
<del>S9300UK9-1612</del>	<del>Cisco Catalyst 9300 XE 16.12 UNIVERSAL</del>
<del>C9300-STACK-NONE</del>	<del>No Stack Cable Selected</del>
<del>C9300-SPWR-NONE</del>	<del>No Stack Power Cable Selected</del>
<del>C9300-DNA-E-48</del>	<del>C9300-DNA Essentials, 48-Port Term Licenses</del>
<del>C9300-DNA-E-48-3Y</del>	<del>C9300-DNA Essentials, 48-port - 3 Year Term License</del>

2.3 ~~48 PORT ACCESS NETWORK SWITCH TYPE 2~~

A. ~~Usage: Work area switch~~

<del>48 PORT ACCESS - TYPE 2 (1GE)</del>	
<del>PART NUMBER</del>	<del>DESCRIPTION</del>
<del>C9300-48P-E</del>	<del>Catalyst 9300 48-port PoE+, Network Essentials</del>
<del>C9300-NW-E-48</del>	<del>C9300 Network Essentials, 48-port license</del>
<del>PWR-C1-715WAC-P</del>	<del>715W AC 80+ Primary Platinum Rated Power Supply</del>
<del>PWR-C1-715WAC-P</del>	<del>715W AC 80+ Secondary Platinum Rated Power Supply</del>
<del>CAB-TA-NA</del>	<del>North America AC Type A Power Cable x2</del>
<del>C9300-NM-4G</del>	<del>Catalyst 9300 4 x 1GE Network Module</del>
<del>NETWORK-PNP-LIC</del>	<del>Network Plug-n-Play Connect for zero-touch device deployment</del>
<del>S9300UK9-1612</del>	<del>Cisco Catalyst 9300 XE 16.12 UNIVERSAL</del>
<del>C9300-STACK-NONE</del>	<del>No Stack Cable Selected</del>
<del>C9300-SPWR-NONE</del>	<del>No Stack Power Cable Selected</del>
<del>C9300-DNA-E-48</del>	<del>C9300-DNA Essentials, 48-Port Term Licenses</del>
<del>C9300-DNA-E-48-3Y</del>	<del>C9300-DNA Essentials, 48-port - 3 Year Term License</del>

2.4 ~~24 PORT ACCESS NETWORK SWITCH TYPE 1~~

A. ~~Usage: Data Center Server Cabinets. 2 per cabinet~~

<del>24 PORT ACCESS - TYPE 1 (10GE)</del>
---

PART NUMBER	DESCRIPTION
<del>C9300-24P-E</del>	<del>Catalyst 9300 24-port PoE+, Network Essentials</del>
<del>C9300-NW-E-24</del>	<del>C9300 Network Essentials, 24-port license</del>
<del>PWR-C1-715WAC-P</del>	<del>715W AC 80+ Primary Platinum Rated Power Supply</del>
<del>PWR-C1-715WAC-P</del>	<del>715W AC 80+ Secondary Platinum Rated Power Supply</del>
<del>CAB-TA-NA</del>	<del>North America AC Type A Power Cable x2</del>
<del>C9300-NM-8X</del>	<del>Catalyst 9300 8 x 10GE Network Module</del>
<del>NETWORK-PNP-LIC</del>	<del>Network Plug-n-Play Connect for zero-touch device deployment</del>
<del>C9300-STACK-NONE</del>	<del>No Stack Cable Selected</del>
<del>C9300-SPWR-NONE</del>	<del>No Stack Power Cable Selected</del>
<del>C9300-SPS-NONE</del>	<del>No Secondary Power Supply Selected</del>
<del>PWR-C1-BLANK</del>	<del>Config 1 Power Supply Blank</del>
<del>C9300-DNA-E-24</del>	<del>C9300 DNA Essentials, 24-Port Term Licenses</del>
<del>C9300-DNA-E-24-3Y</del>	<del>C9300 DNA Essentials, 24-Port, 3 Year Term License (3 years)</del>
<del>S9300UK9-1612</del>	<del>Cisco Catalyst 9300 XE 16.12 UNIVERSAL</del>

2.5 ~~24 PORT ACCESS NETWORK SWITCH TYPE 2~~

A. ~~Usage: Work area switch~~

<del>24 PORT ACCESS - TYPE 1 (1GE)</del>	
PART NUMBER	DESCRIPTION
<del>C9300-24P-E</del>	<del>Catalyst 9300 24-port PoE+, Network Essentials</del>
<del>C9300-NW-E-24</del>	<del>C9300 Network Essentials, 24-port license</del>
<del>PWR-C1-715WAC-P</del>	<del>715W AC 80+ Primary Platinum Rated Power Supply</del>
<del>PWR-C1-715WAC-P</del>	<del>715W AC 80+ Secondary Platinum Rated Power Supply</del>
<del>CAB-TA-NA</del>	<del>North America AC Type A Power Cable x2</del>
<del>C9300-NM-4G</del>	<del>Catalyst 9300 4 x 1GE Network Module</del>
<del>NETWORK-PNP-LIC</del>	<del>Network Plug-n-Play Connect for zero-touch device deployment</del>
<del>C9300-STACK-NONE</del>	<del>No Stack Cable Selected</del>
<del>C9300-SPWR-NONE</del>	<del>No Stack Power Cable Selected</del>
<del>C9300-SPS-NONE</del>	<del>No Secondary Power Supply Selected</del>
<del>PWR-C1-BLANK</del>	<del>Config 1 Power Supply Blank</del>
<del>C9300-DNA-E-24</del>	<del>C9300 DNA Essentials, 24-Port Term Licenses</del>
<del>C9300-DNA-E-24-3Y</del>	<del>C9300 DNA Essentials, 24-Port, 3 Year Term License</del>

S9300UK9-1612

Cisco Catalyst 9300 XE 16.12 UNIVERSAL

~~2.6~~

~~2.7 WIRELESS ACCESS POINT (WAP)~~

- ~~A. Provide where shown on drawings~~
- ~~B. Provide 2 CAT 6A cables for each WAP~~
- ~~C. Compliance: 802.11 a,b,g,n,ac,ax~~
- ~~D. Mounting brackets.~~
- ~~E. Provide indoor unit for building interior, outdoor unit for building exterior.~~
- ~~F. Cisco/Meraki MR52 or owner approved equal.~~
  - ~~1. Provide mobility controller in MDF if not provided by owner. Contractor to verify exact requirements.~~

~~2.82.2 UNINTERRUPTABLE POWER SUPPLY (UPS)~~

- ~~A. Project is providing Room UPS. Reference Division 26.~~

~~2.92.3 Power Distribution Unit (PDU)~~

- ~~A. Reference 271100~~

- 2.11 — ~~INTEGRATED SERVICE ROUTER~~
- 2.12 — ~~Cisco ONE ISR 4431 (4GE,3NIM,8G FLASH,4GDRAM,IPB)~~
- 2.13 — ~~SNTC-8X5XNBD-C1 ISR 4431 (4GE,3NIM,8G FLASH)~~
- 2.14 — ~~IP Base License for Cisco ISR 4400 Series~~
- 2.15 — ~~AC Power Supply for Cisco ISR 4430~~
- 2.16 — ~~AC Power Cord (North America), C13, NEMA 5-15P, 2.1m~~
- 2.17 — ~~8G eUSB Flash Memory for Cisco ISR 4430~~
- 2.18 — ~~Cover for empty 2nd Power Supply slot on Cisco ISR 4430~~
- 2.19 — ~~2G DRAM (1 DIMM) for Cisco ISR 4400 Data Plane~~
- 2.20 — ~~4G DRAM (1 x 4G) for Cisco ISR 4400~~
- 2.21 — ~~64 channel DSP module~~
- 2.22 — ~~Cisco ONE Advanced UC Perpetual License ISR 4400~~
- 2.23 — ~~SWSS UPGRADES C1 Advanced Perpetual Lic ISR 4400~~
- 2.24 — ~~Unified Communication License for Cisco ISR 4400 Series~~
- 2.25 — ~~SRST 25 Seat License (CME uses CUCME Phone License ONLY)~~
- 2.26 — ~~Unifed Border Element Enterprise License — 25 sessions~~
- 2.27 — ~~Tracker PID v01 Adv Perpetual ISR4400S — no delivery~~

- ~~2.28 — Cisco ISR 4400 Series IOS XE Universal~~
- ~~2.29 — Cisco Survivable Remote Site Telephony (SRST) License~~
- ~~2.30 — SRST-100 Seat License (CME uses CUCME Phone License ONLY)~~
- ~~2.31 — 2 port Multifex Trunk Voice/Clear-channel Data T1/E1 Module~~
- ~~2.32 — 32-channel DSP module~~
- ~~2.33 — 4-port Network Interface Module – FXO (Universal)~~
- ~~2.34 — 4 Port Network Interface Module – FXS, FXS-E and DID~~

~~2.35~~2.5 MANUFACTURERS

- A. Cisco
- ~~B. Cisco/Meraki~~
- ~~C. APC~~

PART 3 - EXECUTION

3.1 PRODUCT HANDLING

- A. The Contractor shall be responsible for any and all loss or damage in the shipment and delivery of all material until transfer of title.

3.2 PREPARATION

- A. Heating, ventilation, and air conditioning sensors and control equipment must maintain the room temperature between 64° F and 87° F. The relative humidity must be 20% to 80%.

3.3 INSTALLATION

- A. Install components in accordance with contract drawings, manufacturer's instructions and approved submittal data.

- B. System installation and construction methods shall conform to the requirements of the Federal Communications Commission.
- C. The Contractor shall install all system components including furnished equipment, and appurtenances in accordance with the manufacturer's instructions, and adjustments required for a complete and operable system.
- D. Grounding shall be installed as necessary to preclude ground loops, noise, and surges from adversely affecting system operation.
- E. The Owner Representative shall perform final configuration of the network equipment. This includes, but is not limited to: VLAN configuration, IP addressing schemas, final port assignments, and trunking/bonding configurations. Installation contractor shall ensure that the proper documentation is provided to assist in the final system configuration.

### 3.4 HARDWARE INSTALLATION

- A. The Contractor shall obtain written permission from the Owner's representative (Engineer) before proceeding with any work which requires cutting into or through any part of the building structures such as, but not limited to, girders, beams, concrete, carpeted or tiled floors, partitions or ceilings. The Contractor shall also consult with the Owner's representative before cutting into or through any part of the building structures where fireproofing or moisture proofing could be impaired.
- B. The Contractor shall take all steps necessary to ensure that all public areas remain clear or are properly marked during installation or maintenance.
- C. The Contractor shall develop a detailed network map to be utilized as a road map during the implementation of the LAN. This map shall show all segments, all interconnects between segments and all active network devices. This network map shall not include the individual nodes interconnected to each concentrator, but will have the modules, interfaces, protocols, addresses and other identifying features for each concentrator and other active device.
- D. The Contractor shall also develop a Cable Plant interconnectivity chart showing all fiber patch panels and individual identifiers for each fiber associated with the interconnectivity of each network device.
- E. Prior to installing Wireless Access Points, conduct and document an RF site survey to determine the maximum operating range between an AP (fixed location) and mobile stations for a specified transmit power level. Survey shall also identify holes of coverage due to multi-path, interference sources, and interference from other wireless installations.
- F. The contractor shall place materials only in those locations that have been previously approved. The Owner's representative Engineer shall approve any other locations, in writing.

3.5 SYSTEM STARTUP

- A. The Contractor shall not apply power to the system until after:
1. System and components have been installed and inspected in accordance with the manufacturer's installation instructions.
  2. A visual inspection of the system components has been conducted to ensure that defective equipment items have not been installed and that there are no loose connections.
  3. System wiring has been tested and verified as correctly connected as indicated.
  4. All system grounding and transient protection systems have been verified as properly installed and connected, as indicated.
  5. The Owner's representative Engineer and the IT Representative have approved the installation.
- B. Satisfaction of the above requirements shall not relieve the contractor of responsibility for incorrect installations, defective equipment items, or collateral damage as a result of contractor's deficient work/defective equipment.

3.6 ACCEPTANCE TESTING

- A. The contractor shall develop and execute an onsite acceptance-testing program.
- B. The plan shall address all requirements identified in this specification and test all contractor supplied cabling and hardware components. The plan shall follow accepted industry testing practices and have a method of independent verification described.
- C. Any specified item that does not satisfy the requirements of this specification shall be replaced, upgraded, or added by the contractor as necessary to correct the noted deficiencies. After correction of a noted deficiency, re-testing shall be performed to verify the effectiveness of the corrective action.

3.7 IDENTIFIERS, LABELS AND LABELING SYSTEM

- A. All Identification and Labeling shall follow Specification 270553.

END OF SECTION 272100

#	Part Number	Part Description	Service Duration	Quantity	Included Item	Smart Account Mandatory	Product Family	Magic Key	Category	Service Enforcement
<b>ACI APIC CLUSTER</b>										
1.0	APIC-M4	APIC Appliance - Medium Configuration(Upto 1200 EdgePorts)	-	3	No	--	APIC	Q13039557684-000	PRODUCT	
1.0.1	CON-L14HR-APIC1M42	CX LEVEL 1 24X7X4 APIC Appliance - Medium Configuration(Up	60	3	No	--	SERVICE	Q13039557685-000	SERVICE	
1.1	APIC-SERVER-M4	APIC Appliance - Medium Configuration (Upto 1200 Edge Ports)	-	3	Yes	--	APIC	Q13039557686-000	PRODUCT	
1.2	APIC-DK9-5.3	APIC Base Software Release 5.3	-	3	No	--	APICPRP	Q13039557687-000	PRODUCT	
1.3	CAB-C13-C14-2M	Power Cord Jumper, C13-C14 Connectors, 2 Meter Length	-	6	No	--	2800	Q13039557688-000	PRODUCT	
1.4	APIC-PCIE-C25Q-04	Cisco APIC VIC 1455 Quad Port 10/25G SFP28 CNA PCIE	-	3	No	--	APIC	Q13039557689-000	PRODUCT	
1.5	CIMC-LATEST	IMC SW (Recommended) latest release for C-Series Servers.	-	3	Yes	--	UCSM	Q13039557690-000	PRODUCT	
1.6	APIC-M2-HWRAID	Cisco Boot optimized M.2 Raid controller	-	3	Yes	--	APIC	Q13039557691-000	PRODUCT	
1.7	APIC-BBLKD	APIC SSD drive blanking panel	-	24	Yes	--	APIC	Q13039557692-000	PRODUCT	
1.8	APIC-PSU1-1050W	1050 W power supply for USC C-Series	-	3	Yes	--	APIC	Q13039557693-000	PRODUCT	
1.9	APIC-CPU-A7313P	AMD 3.0GHz 7313P 155W 16C/128MB Cache DDR4 3200MHz	-	3	Yes	--	APIC	Q13039557694-000	PRODUCT	
1.10	APIC-TPM2-002B-C	Trusted Platform Module2.0 APIC server(FIPS 140-2 Compliant)	-	3	Yes	--	APIC	Q13039557695-000	PRODUCT	
1.11	APIC-MR-X16G1RW	16GB RDIMM SRx4 3200 (8Gb)	-	18	Yes	--	APIC	Q13039557696-000	PRODUCT	
1.12	APIC-OC3-KIT	APIC C2XX OCP 3.0 Interposer W/Mech Assy	-	3	Yes	--	APIC	Q13039557697-000	PRODUCT	
1.13	APIC-O-ID10GC	APIC Intel X710T2LOCPV3G1L 2x10GbE RJ45 OCP3.0 NIC	-	3	Yes	--	APIC	Q13039557698-000	PRODUCT	
1.14	APIC-RAID-220M6	Cisco 12G SAS RAID Controller w/4GB FBWC (16 Drv) w/1U Brkt	-	3	Yes	--	APIC	Q13039557699-000	PRODUCT	
1.15	APIC-M2-240G	240GB SATA M.2	-	3	Yes	--	APIC	Q13039557700-000	PRODUCT	
1.16	APIC-SD480GBM3X-EP	480GB 2.5in Enterprise Performance 6GSATA SSD(3X endurance)	-	3	Yes	--	APIC	Q13039557701-000	PRODUCT	
1.17	APIC-PSU1-1050W	1050 W power supply for USC C-Series	-	3	No	--	APIC	Q13039557702-000	PRODUCT	
1.18	DCN-OTHER	Select if this product will NOT be used for AI Applications	-	3	No	--	N93PERP	Q13039557703-000	PRODUCT	
1.19	APIC-SDB960QA1PM6	960GB 2.5in 15mm Solidigm S4620 Enter Perf 6G SATA 3X SSD	-	3	Yes	--	APIC	Q13039557704-000	PRODUCT	
<b>ACI LEAF-10/25G</b>										
2.0	N9K-C93180-FX3-B8C	2xNexus 93180YC-FX3 w/ 8x 100G Optics	-	15	No	--	N9300	Q13039557705-000	PRODUCT	
2.0.1	CON-L14HR-N931FB8C	CX LEVEL 1 24X7X4 2xNexus 93180YC-FX3 w/ 8x 100G Optics	60	15	No	--	SERVICE	Q13039557706-000	SERVICE	
2.1	N9K-C93180YC-FX3B	Nexus 93180YC-FX3 bundle PID	-	15	Yes	--	N9300	Q13039557707-000	PRODUCT	
2.1.0.1	CON-L14HR-N9KC93X1	CX LEVEL 1 24X7X4 Nexus 93180YC-FX3 bundle PID	60	15	No	--	SERVICE	Q13039557708-000	SERVICE	
2.2	N9K-C93180YC-FX3B	Nexus 93180YC-FX3 bundle PID	-	15	Yes	--	N9300	Q13039557709-000	PRODUCT	
2.2.0.1	CON-L14HR-N9KC93X1	CX LEVEL 1 24X7X4 Nexus 93180YC-FX3 bundle PID	60	15	No	--	SERVICE	Q13039557710-000	SERVICE	
2.3	MODE-ACI-LEAF	Mode selection between ACI and NXOS	-	30	No	--	N93PERP	Q13039557711-000	PRODUCT	
2.4	NXK-AF-PE	Dummy PID for Airflow Selection Port-side Exhaust	-	30	No	--	N9300	Q13039557712-000	PRODUCT	
2.5	ACI-N9KDK9-16.0	Nexus 9500 or 9300 ACI Base Software NX-OS Rel 16.0	-	15	No	Yes	N93PERP	Q13039557713-000	PRODUCT	
2.6	NXK-ACC-KIT-1RU	Nexus 3K/9K Fixed Accessory Kit, 1RU front and rear removal	-	15	Yes	--	N3000	Q13039557714-000	PRODUCT	
2.7	NXA-FAN-35CFM-PE	Nexus Fan, 35CFM, port side exhaust airflow	-	60	No	--	N9300	Q13039557715-000	PRODUCT	
2.8	NXA-PAC-650W-PE	Nexus NEBs AC 650W PSU - Port Side Exhaust	-	30	No	--	N9300	Q13039557716-000	PRODUCT	
2.9	CAB-C13-CBN	Cabinet Jumper Power Cord, 250 VAC 10A, C14-C13 Connectors	-	30	No	--	MDS9000	Q13039557717-000	PRODUCT	
2.10	N9K-PICK-SR-1.2	PID to select QSFP-100G-SR 1.2 Optic in the bundle	-	15	Yes	--	N9500	Q13039557718-000	PRODUCT	
2.11	QSFP-100G-SR1.2	100G SR1.2 BiDi QSFP Transceiver, LC, 100m OM4 MMF	-	60	Yes	--	Q100	Q13039557719-000	PRODUCT	
2.12	ACI-N9KDK9-16.0	Nexus 9500 or 9300 ACI Base Software NX-OS Rel 16.0	-	15	No	Yes	N93PERP	Q13039557720-000	PRODUCT	
2.13	NXK-ACC-KIT-1RU	Nexus 3K/9K Fixed Accessory Kit, 1RU front and rear removal	-	15	Yes	--	N3000	Q13039557721-000	PRODUCT	
2.14	NXA-FAN-35CFM-PE	Nexus Fan, 35CFM, port side exhaust airflow	-	60	Yes	--	N9300	Q13039557722-000	PRODUCT	
2.15	NXA-PAC-650W-PE	Nexus NEBs AC 650W PSU - Port Side Exhaust	-	30	Yes	--	N9300	Q13039557723-000	PRODUCT	
2.16	CAB-C13-CBN	Cabinet Jumper Power Cord, 250 VAC 10A, C14-C13 Connectors	-	30	No	--	MDS9000	Q13039557724-000	PRODUCT	
2.17	DCN-OTHER	Select if this product will NOT be used for AI Applications	-	15	No	--	N93PERP	Q13039557725-000	PRODUCT	
2.18	MEM-UPG-OPT-OUT	OPT OUT PID FOR MEM UPGRADE USE ONLY	-	15	Yes	--	N9300	Q13039557726-000	PRODUCT	
2.19	MEM-UPG-OPT-OUT	OPT OUT PID FOR MEM UPGRADE USE ONLY	-	15	Yes	--	N9300	Q13039557727-000	PRODUCT	
2.20	NXK-PICK-100G-DR-S	Option to select QSFP-100G-DR-S transceiver	-	15	No	--	N9500	Q13039557728-000	PRODUCT	
2.21	QSFP-100G-DR-S	100G QSFP28 Transceiver 100GBASE-DR, 500m SMF, duplex, LC	-	60	Yes	--	Q100	Q13039557729-000	PRODUCT	
2.22	C1A1TN9300XF-5Y	DCN Advantage Term N9300 XF, 5Y	-	30	No	Yes	C1N9300	Q13039557730-000	SUBSCRIPTION	
2.23	SVS-L1N9KA-XF-5Y	Requested For : 60.00 Months  Automatically Renews For : 12.0 Months  Billing Frequency : Prepaid Term CX L1 Support:DCN Advantage Term N9300 XF, 5Y	-	30	No	Yes	SERVICE	Q13039557731-000	SUBSCRIPTION	
2.24	SW-OTHER	Select if this product will NOT be used for AI Applications Requested For : 60.00 Months  Automatically Renews For : 12.0 Months  Billing Frequency : Prepaid Term	-	15	No	--	C1N9300	Q13039557732-000	SUBSCRIPTION	

#	Part Number	Part Description	Service Duration	Quantity	Included Item	Smart Account	Mandatory	Product Family	Magic Key	Category	Service Enforcement
<b>ACI LEAF-BORDER</b>											
3.0	NGK-C93180YC-FX3H	Nexus 9300 24p 1/10/25G, 6p 40/100G, MACsec, SyncE	-	2	No	--		N9300	Q13039557733-000	PRODUCT	
3.0.1	CON-L14HR-N9KCFX3H	CX LEVEL 1 24X7X4 Nexus 9300 24p 1/10/	60	2	No	--		SERVICE	Q13039557734-000	SERVICE	
3.1	NXK-AF-PE	Dummy PID for Airflow Selection Port-side Exhaust	-	2	No	--		N9300	Q13039557735-000	PRODUCT	
3.2	MODE-ACI-LEAF	Mode selection between ACI and NXOS	-	2	No	--		N93PERP	Q13039557736-000	PRODUCT	
3.3	ACI-N9KDK9-16.0	Nexus 9500 or 9300 ACI Base Software NX-OS Rel 16.0	-	2	No	Yes		N93PERP	Q13039557737-000	PRODUCT	
3.4	NXK-ACC-KIT-1RU	Nexus 3K/9K Fixed Accessory Kit, 1RU front and rear removal	-	2	Yes	--		N3000	Q13039557738-000	PRODUCT	
3.5	NXA-FAN-35CFM-PE	Nexus Fan, 35CFM, port side exhaust airflow	-	8	Yes	--		N9300	Q13039557739-000	PRODUCT	
3.6	NXK-MEM-16GB	Additional memory of 16GB for Nexus Switches	-	2	No	--		N9300	Q13039557740-000	PRODUCT	
3.7	NXA-PAC-650W-PE	Nexus NEBs AC 650W PSU - Port Side Exhaust	-	4	Yes	--		N9300	Q13039557741-000	PRODUCT	
3.8	CAB-C13-CBN	Cabinet Jumper Power Cord, 250 VAC 10A, C14-C13 Connectors	-	4	No	--		MDS9000	Q13039557742-000	PRODUCT	
3.9	DCN-OTHER	Select if this product will NOT be used for AI Applications	-	2	No	--		N93PERP	Q13039557743-000	PRODUCT	
3.10	QSFP-100G-DR-S	100G QSFP28 Transceiver 100GBASE-DR, 500m SMF, duplex, LC	-	8	No	--		Q100	Q13039557744-000	PRODUCT	
3.11	C1A1TN9300XF-5Y	DCN Advantage Term N9300 XF, 5Y	-	2	No	Yes		C1N9300	Q13039557745-000	SUBSCRIPTION	
3.12	SVS-L1N9KA-XF-5Y	Requested For : 60.00 Months  Automatically Renews For : No Auto Renewal  Billing Frequency : Prepaid Term CX L1 Support:DCN Advantage Term N9300 XF, 5Y	-	2	No	Yes		SERVICE	Q13039557746-000	SUBSCRIPTION	
3.13	SW-OTHER	Requested For : 60.00 Months  Automatically Renews For : No Auto Renewal  Billing Frequency : Prepaid Term Select if this product will NOT be used for AI Applications	-	2	No	--		C1N9300	Q13039557747-000	SUBSCRIPTION	
<b>OOB MANAGEMENT</b>											
4.0	NGK-C92348GC-FX3	Nexus 9200 with 48p 100M/1GT, 4p 10/25G & 2p 40/100G QSFP28	-	2	No	--		N9300	Q13039557748-000	PRODUCT	
4.0.1	CON-L14HR-N9K23FX3	CX LEVEL 1 24X7X4 Nexus 9200 with 48p	60	2	No	--		SERVICE	Q13039557749-000	SERVICE	
4.1	NXK-AF-PE	Dummy PID for Airflow Selection Port-side Exhaust	-	2	No	--		N9300	Q13039557750-000	PRODUCT	
4.2	MODE-NXOS	Mode selection between ACI and NXOS	-	2	No	--		N93PERP	Q13039557751-000	PRODUCT	
4.3	NXOS-CS-10.4.4M	Nexus 9300, 9500, 9800 NX-OS SW 10.4.4 (64bit) Cisco Silicon	-	2	No	Yes		N93PERP	Q13039557752-000	PRODUCT	
4.4	NXK-ACC-KIT-1RU	Nexus 3K/9K Fixed Accessory Kit, 1RU front and rear removal	-	2	Yes	--		N3000	Q13039557753-000	PRODUCT	
4.5	NXA-SFAN-30CFM-PE	Nexus Fan, 30CFM, port side exhaust airflow /w EEPROM	-	6	No	--		N9300	Q13039557754-000	PRODUCT	
4.6	NXA-PAC-350W-PE2	Nexus AC 350W PSU - Port Side Exhaust w platinum efficiency	-	4	No	--		N9300	Q13039557755-000	PRODUCT	
4.7	CAB-C13-C14-AC	Power cord, C13 to C14 (recessed receptacle), 10A	-	4	No	--		DSBUOTH	Q13039557756-000	PRODUCT	
4.8	C1-SUBS-OPTOUT	OPT OUT FOR "Default" DCN Subscription Selection	-	2	No	--		N93PERP	Q13039557757-000	PRODUCT	
4.9	QSFP-100G-CU2M	100GBASE-CR4 Passive Copper Cable, 2m	-	2	No	--		QSFP100	Q13039557758-000	PRODUCT	
4.10	DCN-OTHER	Select if this product will NOT be used for AI Applications	-	2	No	--		N93PERP	Q13039557759-000	PRODUCT	
<b>APIC Cables</b>											
5.0	SFP-H25G-CU3M=	25GBASE-CU SFP28 Cable 3 Meter	-	6	No	--		SFP25G	Q13039557760-000	PRODUCT	
<b>Server 25G cables</b>											
6.0	SFP-H25G-CU3M=	25GBASE-CU SFP28 Cable 3 Meter	-	216	No	--		SFP25G	Q13039557761-000	PRODUCT	
<b>Example SMF LC-LC cable in 15-meter length</b>											
7.0	CB-LC-LC-SMF15M=	CABLE, DUPLEX LC-LC PATCH CORD, SMF, 15M	-	1	No	--		QDD400G	Q13039557762-000	PRODUCT	
<b>ACI Spine</b>											
8.0	NGK-C9364D-GX2A	Nexus 9300 Series, 64p 400G Switch	-	2	No	--		N9300	Q13039557763-000	PRODUCT	
8.0.1	CON-L14HR-N9K9364C	CX LEVEL 1 24X7X4 Nexus 9300 Series, 64p 400G Switch	60	2	No	--		SERVICE	Q13039557764-000	SERVICE	
8.1	NXK-AF-PI	Dummy PID for Airflow Selection Port-side Intake	-	2	No	--		N9300	Q13039557765-000	PRODUCT	
8.2	MODE-ACI-SPINE	Mode selection between ACI and NXOS	-	2	No	--		N93PERP	Q13039557766-000	PRODUCT	
8.3	ACI64-N9KDK9-16.0	Nexus 9500 or 9300 ACI Base Software NX-OS Rel 16.0 64bit	-	2	No	Yes		N9300	Q13039557767-000	PRODUCT	
8.4	NO-ACC-KIT	No Accessory kit Chosen	-	2	No	--		N9300	Q13039557768-000	PRODUCT	
8.5	NXASFAN-160CFM2PI	Nexus Fan, 160CFM2, port side intake airflow /w EEPROM	-	8	No	--		N9300	Q13039557769-000	PRODUCT	
8.6	MEM-UPG-OPT-OUT	OPT OUT PID FOR MEM UPGRADE USE ONLY	-	2	No	--		N9300	Q13039557770-000	PRODUCT	
8.7	NXA-PAC-3200W-PI	Nexus 9000 3200W Power Supply, Port-side Intake	-	4	No	--		N9300	Q13039557771-000	PRODUCT	
8.8	CAB-C19-CBN	Cabinet Jumper Power Cord, 250 VAC 16A, C20-C19 Connectors	-	4	No	--		MDS9000	Q13039557772-000	PRODUCT	
8.9	NXK-ACC-KIT2-2RU	Nexus 9K Fixed Accessory Kit, 2RU front and rear removal	-	2	No	--		N9300	Q13039557773-000	PRODUCT	
8.10	NXA-ACC-ODD-DC	Nexus Dust Cover for ODD ports	-	2	Yes	--		N9300	Q13039557774-000	PRODUCT	
8.11	DCN-OTHER	Select if this product will NOT be used for AI Applications	-	2	No	--		N93PERP	Q13039557775-000	PRODUCT	
8.12	C1A1TN9300XF2-5Y	Data Center Networking Advantage Term N9300 XF2, 5Y	-	2	No	Yes		C1N9300	Q13039557776-000	SUBSCRIPTION	
8.13	SVS-L1N9KA-XF2-5Y	Requested For : 60.00 Months  Automatically Renews For : No Auto Renewal  Billing Frequency : Prepaid Term CX L1 Support:DCN Advantage Term N9300 XF2, 5Y	-	2	No	Yes		SERVICE	Q13039557777-000	SUBSCRIPTION	
8.14	SW-OTHER	Requested For : 60.00 Months  Automatically Renews For : No Auto Renewal  Billing Frequency : Prepaid Term Select if this product will NOT be used for AI Applications	-	2	No	--		C1N9300	Q13039557778-000	SUBSCRIPTION	

#	Part Number	Part Description	Service Duration	Quantity	Included Item	Smart Account Mandatory	Product Family	Magic Key	Category	Service Enforcement
<b>Wi-Fi 7 APs</b>										
9.0	CW9176I-RTG	Cisco Wireless 9176I(W7.3 radio,3 band 4x4,UWB),Global	-	20	No	--	CW9176	Q13039557779-000	PRODUCT	
<b>Network Subscriptions for Access Point</b>										
10.0	CISCO-NETWORK-SUB	Cisco Networking Subscription <b>Requested Start Date : 31-Jul-2025 Requested For : 60.00 Months From 31-Jul-2025 to 30-Jul-2030  Automatically Renews For : 12.0 Months On 31-Jul-2030  Billing Frequency : Prepaid Term</b>	-	1	No	--	CNSCW	Q13039557780-000	SUBSCRIPTION	
10.1	SVS-LOSPT-CN	Cisco Network Product Support	-	1	No	Yes	SERVICE	Q13039557781-000	SUBSCRIPTION	
10.2	LIC-CW-A	Cisco Wireless License - Advantage	-	20	No	Yes	CNSCW	Q13039557782-000	SUBSCRIPTION	
10.3	LIC-SPACES-A-ACT	<b>Requested Start Date : 31-Jul-2025 Requested For : 60.00 Months From 31-Jul-2025 to 30-Jul-2030</b> Cisco Spaces Act for Unified Advantage Licensing <b>Requested Start Date : 31-Jul-2025 Requested For : 60.00 Months From 31-Jul-2025 to 30-Jul-2030</b>	-	20	No	Yes	DNASP	Q13039557783-000	SUBSCRIPTION	
<b>Wireless Controllers</b>										
11.0	C9800-L-F-K9	Cisco Catalyst 9800-L Wireless Controller_Fiber Uplink	-	2	No	--	C9800L	Q13039557784-000	PRODUCT	
11.0.1	CON-SNT-C9800LFL	SNTC-8X5XNBD Cisco Catalyst 9800-L Wireless Controlle	-	12	No	--	SERVICE	Q13039557785-000	SERVICE	
11.1	LIC-C9800-DTLS-K9	Cisco Catalyst 9800 Series Wirelless Controller DTLS License	-	2	No	--	C9800SW	Q13039557786-000	PRODUCT	
11.2	SC9800LK9-1712	Cisco Catalyst 9800-L Wireless Controller	-	2	No	--	C9800L	Q13039557787-000	PRODUCT	
11.3	C9800-AC-110W	Cisco Catalyst 9800 L Wireless Controller Power Supply	-	2	No	--	C9800L	Q13039557788-000	PRODUCT	
11.4	CAB-AC-C5	AC Power Cord, Type C5, US, Canada	-	2	No	--	ASALOW	Q13039557789-000	PRODUCT	
11.5	NETWORK-PNP-LIC	Network Plug-n-Play Connect for zero-touch device deployment	-	2	Yes	Yes	OS	Q13039557790-000	PRODUCT	
11.6	C9800L-RMNT	C9800 Wireless Controller Rack Mount Tray	-	2	No	--	C9800L	Q13039557791-000	PRODUCT	
<b>Enterprise TOR Switches with NM modules</b>										
12.0	C9300-48UXM-A	Catalyst 9300 48-port(12 mGig, 36 2.5Gbps) Network Advantage	-	6	No	--	C9300	Q13039557792-000	PRODUCT	
12.0.1	CON-SNT-C93A048M	SNTC-8X5XNBD Catalyst 9300 48-port(12 mGig)36 2.5Gbps	-	60	No	--	SERVICE	Q13039557793-000	SERVICE	
12.1	C9300-DNA-A-48	C9300 DNA Advantage, 48-Port Term Licenses	-	6	No	Yes	C9300	Q13039557794-000	PRODUCT	
12.1.1	C9300-DNA-A-48-5Y	C9300 DNA Advantage, 48-Port, 5 Year Term License	-	60	No	--	C9300	Q13039557795-000	PRODUCT	
12.2	D-DNAS-EXT-S-T	Cisco DNA Spaces Extend Term License for Catalyst Switches	-	6	Yes	Yes	DNASP	Q13039557796-000	PRODUCT	
12.2.1	D-DNAS-EXT-S-5Y	Cisco DNA Spaces Extend for Catalyst Switching - 5Year	-	60	No	--	DNASP	Q13039557797-000	PRODUCT	
12.3	TE-EMBEDDED-T	Cisco ThousandEyes Enterprise Agent IBN Embedded	-	6	Yes	Yes	TEIBPRD	Q13039557798-000	PRODUCT	
12.3.1	TE-EMBEDDED-T-5Y	ThousandEyes - Enterprise Agents	-	60	No	--	TEIBPRD	Q13039557799-000	PRODUCT	
12.4	C9300-NW-A-48	C9300 Network Advantage, 48-port license	-	6	Yes	Yes	C9300	Q13039557800-000	PRODUCT	
12.5	SC9300UK9-1712	Cisco Catalyst 9300 XE 17.12 UNIVERSAL	-	6	Yes	--	C9300	Q13039557801-000	PRODUCT	
12.6	PWR-C1-1100WAC-P	1100W AC 80+ platinum Config 1 Power Supply	-	6	Yes	--	C9300	Q13039557802-000	PRODUCT	
12.7	C9300-SPS-NONE	No Secondary Power Supply Selected	-	6	No	--	C9300	Q13039557803-000	PRODUCT	
12.8	CAB-TA-NA	North America AC Type A Power Cable	-	6	No	--	C3850	Q13039557804-000	PRODUCT	
12.9	C9300-SSD-NONE	No SSD Card Selected	-	6	No	--	C9300	Q13039557805-000	PRODUCT	
12.10	TE-C9K-SW	TE agent for IOSXE on C9K	-	6	Yes	--	C9300TE	Q13039557806-000	PRODUCT	
12.11	C9K-ACC-RBFT	RUBBER FEET FOR TABLE TOP SETUP 9200 and 9300	-	6	Yes	--	C9300	Q13039557807-000	PRODUCT	
12.12	C9K-ACC-SCR-4	12-24 and 10-32 SCREWS FOR RACK INSTALLATION, QTY 4	-	6	Yes	--	C9300	Q13039557808-000	PRODUCT	
12.13	CAB-GUIDE-1RU	1RU CABLE MANAGEMENT GUIDES 9200 and 9300	-	6	Yes	--	C9300	Q13039557809-000	PRODUCT	
12.14	NETWORK-PNP-LIC	Network Plug-n-Play Connect for zero-touch device deployment	-	6	Yes	Yes	OS	Q13039557810-000	PRODUCT	
12.15	STACK-T1-50CM	50CM Type 1 Stacking Cable	-	6	No	--	C9300	Q13039557811-000	PRODUCT	
12.16	CAB-SPWR-30CM	Catalyst Stack Power Cable 30 CM	-	6	No	--	C9300	Q13039557812-000	PRODUCT	
12.17	C9300-NM-8X	Catalyst 9300 8 x 10GE Network Module	-	6	No	--	C9300	Q13039557813-000	PRODUCT	

#	Part Number	Part Description	Service Duration	Quantity	Included Item	Smart Account Mandatory	Product Family	Magic Key	Category	Service Enforcement
<b>Enterprise TOR Switches</b>										
13.0	C9300-48UXM-A	Catalyst 9300 48-port(12 mGig, 36 2.5Gbps) Network Advantage	-	8	No	--	C9300	Q13039557815-000	PRODUCT	
13.0.1	CON-SNT-C93A048M	SNTC-8X5XNBD Catalyst 9300 48-port(12 mGig)36 2.5Gbps	60	8	No	--	SERVICE	Q13039557816-000	SERVICE	
13.1	C9300-DNA-A-48	C9300 DNA Advantage, 48-Port Term Licenses	-	8	No	Yes	C9300	Q13039557817-000	PRODUCT	
13.1.1	C9300-DNA-A-48-5Y	C9300 DNA Advantage, 48-Port, 5 Year Term License	60	8	No	--	C9300	Q13039557818-000	PRODUCT	
13.2	D-DNAS-EXT-S-T	Cisco DNA Spaces Extend Term License for Catalyst Switches	-	8	Yes	Yes	DNASP	Q13039557819-000	PRODUCT	
13.2.1	D-DNAS-EXT-S-5Y	Cisco DNA Spaces Extend for Catalyst Switching - 5Year	60	8	No	--	DNASP	Q13039557820-000	PRODUCT	
13.3	TE-EMBEDDED-T	Cisco ThousandEyes Enterprise Agent IBN Embedded	-	8	Yes	Yes	TEIBPRD	Q13039557821-000	PRODUCT	
13.3.1	TE-EMBEDDED-T-5Y	ThousandEyes - Enterprise Agents	60	8	No	--	TEIBPRD	Q13039557822-000	PRODUCT	
13.4	C9300-NW-A-48	C9300 Network Advantage, 48-port license	-	8	Yes	Yes	C9300	Q13039557823-000	PRODUCT	
13.5	SC9300UK9-1712	Cisco Catalyst 9300 XE 17.12 UNIVERSAL	-	8	Yes	--	C9300	Q13039557824-000	PRODUCT	
13.6	PWR-C1-1100WAC-P	1100W AC 80+ platinum Config 1 Power Supply	-	8	Yes	--	C9300	Q13039557825-000	PRODUCT	
13.7	C9300-SPS-NONE	No Secondary Power Supply Selected	-	8	No	--	C9300	Q13039557826-000	PRODUCT	
13.8	CAB-TA-NA	North America AC Type A Power Cable	-	8	No	--	C3850	Q13039557827-000	PRODUCT	
13.9	C9300-SSD-NONE	No SSD Card Selected	-	8	No	--	C9300	Q13039557828-000	PRODUCT	
13.10	NM-BLANK-T1	Cisco Catalyst Type 1 Network Module Blank	-	8	Yes	--	C9300	Q13039557829-000	PRODUCT	
13.11	TE-C9K-SW	TE agent for IOSXE on C9K	-	8	Yes	--	C9300TE	Q13039557830-000	PRODUCT	
13.12	C9K-ACC-RBFT	RUBBER FEET FOR TABLE TOP SETUP 9200 and 9300	-	8	Yes	--	C9300	Q13039557831-000	PRODUCT	
13.13	C9K-ACC-SCR-4	12-24 and 10-32 SCREWS FOR RACK INSTALLATION, QTY 4	-	8	Yes	--	C9300	Q13039557832-000	PRODUCT	
13.14	CAB-GUIDE-1RU	1RU CABLE MANAGEMENT GUIDES 9200 and 9300	-	8	Yes	--	C9300	Q13039557833-000	PRODUCT	
13.15	C9300-NM-NONE	No Network Module Selected	-	8	No	--	C9300	Q13039557834-000	PRODUCT	
13.16	NETWORK-PNP-LIC	Network Plug-n-Play Connect for zero-touch device deployment	-	8	Yes	Yes	OS	Q13039557835-000	PRODUCT	
13.17	STACK-T1-50CM	50CM Type 1 Stacking Cable	-	8	No	--	C9300	Q13039557836-000	PRODUCT	
13.18	CAB-SPWR-30CM	Catalyst Stack Power Cable 30 CM	-	8	No	--	C9300	Q13039557837-000	PRODUCT	
<b>Enterprise Core</b>										
14.0	C9606R	Cisco Catalyst 9600 Series 6 Slot Chassis	-	2	No	--	C9600	Q13039557839-000	PRODUCT	
14.0.1	CON-SNT-C9606R	SNTC-8X5XNBD Cisco Catalyst 9600	60	2	No	--	SERVICE	Q13039557840-000	SERVICE	
14.1	C9600-DNA-A	Cisco Catalyst 9600 DNA Advantage Term License	-	2	No	Yes	C9600	Q13039557841-000	PRODUCT	
14.1.1	C9600-DNA-A-5Y	Cisco Catalyst 9600 DNA Advantage 5 Year License	60	2	No	--	C9600	Q13039557842-000	PRODUCT	
14.2	C9600-NW-A	Cisco Catalyst 9600 Network Advantage License	-	4	Yes	Yes	C9600	Q13039557843-000	PRODUCT	
14.3	S9600UK9-1712	Cisco Catalyst 9600 XE 17.12 UNIVERSAL	-	2	Yes	--	C9600	Q13039557844-000	PRODUCT	
14.4	C9606-SLOT-BLANK	Cisco Catalyst 9600 Series Blank for Chassis Module Slot	-	6	Yes	--	C9600	Q13039557845-000	PRODUCT	
14.5	C9600-CAMPUS-CORE	Catalyst 9600 Campus Core Deployment; For Tracking Only	-	2	No	--	C9600	Q13039557846-000	PRODUCT	
14.6	C9606-FAN	Cisco Catalyst 9600 Series C9606 Chassis Fan Tray	-	2	No	--	C9600	Q13039557847-000	PRODUCT	
14.7	C9600-SUP-1	Cisco Catalyst 9600 Series Supervisor 1 Module	-	2	No	--	C9600	Q13039557848-000	PRODUCT	
14.8	C9K-F2-SSD-960GB	Cisco Catalyst 9600 Series 960GB SSD Storage	-	2	No	--	C9600	Q13039557849-000	PRODUCT	
14.9	C9600-SUP-1/2	Cisco Catalyst 9600 Series Redundant Supervisor 1 Module	-	2	No	--	C9600	Q13039557850-000	PRODUCT	
14.10	C9K-F2-SSD-960GB	Cisco Catalyst 9600 Series 960GB SSD Storage	-	2	No	--	C9600	Q13039557851-000	PRODUCT	
14.11	C9600-LC-48YL	Cisco Catalyst 9600 Series 48-Port 25GE/10GE/1GE	-	2	No	--	C9600	Q13039557852-000	PRODUCT	
14.12	C9600-PWR-3KWAC	Cisco Catalyst 9600 Series 3000W AC Power Supply	-	8	No	--	C9600	Q13039557853-000	PRODUCT	
14.13	CAB-C19-CBN	Cabinet Jumper Power Cord, 250 VAC 16A, C20-C19 Connectors	-	8	No	--	MDS9000	Q13039557854-000	PRODUCT	
14.14	NETWORK-PNP-LIC	Network Plug-n-Play Connect for zero-touch device deployment	-	2	Yes	Yes	OS	Q13039557855-000	PRODUCT	

#	Part Number	Part Description	Service Duration	Quantity	Included Item	Smart Account Mandatory	Product Family	Magic Key	Category	Service Enforcement
<b>SIP Cube GW</b>										
15.0	C8300-1N1S-4T2X	Cisco Catalyst C8300-1N1S-4T2X Router		1	No	--	CAT8300	Q13039557856-000	PRODUCT	
15.0.1	CON-L1NBD-C8304T2X	CX LEVEL 1 8XSXNBD Cisco Catalyst C8300-1N1S-4T2X Router	60	1	No	--	SERVICE	Q13039557857-000	SERVICE	
15.1	MEM-C8300-16GB	Cisco Catalyst 8300 Edge 16GB memory		1	No	--	CAT8300	Q13039557858-000	PRODUCT	
15.2	M2USB-16G	Cisco Catalyst 8000 Edge M.2 USB 16GB		1	Yes	--	CAT8300	Q13039557859-000	PRODUCT	
15.3	C-RFID-1R	RFID - 1RU for Cisco 8200/8300/8500L Series		1	No	--	CAT8300	Q13039557860-000	PRODUCT	
15.4	C8300-RM-19-1R	Rack mount kit - 19" 1RU for Cisco 8300 Series		1	Yes	--	CAT8300	Q13039557861-000	PRODUCT	
15.5	C8300-SM-BLANK	SM Blank for Cisco 8300 Series		1	Yes	--	CAT8300	Q13039557862-000	PRODUCT	
15.6	C8300-PIM-BLANK	PIM Blank for Cisco 8300 Series		1	Yes	--	CAT8300	Q13039557863-000	PRODUCT	
15.7	NETWORK-PNP-LIC	Network Plug-n-Play Connect for zero-touch device deployment		1	Yes	Yes	OS	Q13039557864-000	PRODUCT	
15.8	TE-R-SW	TE agent for IOSXE on Enterprise Routing		1	Yes	--	4400ISR	Q13039557865-000	PRODUCT	
15.9	C8000-HSEC	U.S. Export Restriction Compliance license for C8000 series		1	Yes	Yes	CAT8300	Q13039557866-000	PRODUCT	
15.10	SC8KBEUK9-179	UNIVERSAL		1	No	--	CAT8300	Q13039557867-000	PRODUCT	
15.11	IOSXE-AUTO-MODE	IOS XE Autonomous or SD-Routing mode for Unified image		1	No	--	CAT8300	Q13039557868-000	PRODUCT	
15.12	NIM-PVDM-64	NIM with 64-channel DSP		1	No	--	ICV	Q13039557869-000	PRODUCT	
15.13	PWR-CC1-250WAC	Cisco C8300 1RU 250W AC Power supply		2	No	--	CAT8300	Q13039557870-000	PRODUCT	
15.14	CAB-AC	AC Power Cord (North America), C13, NEMA 5-15P, 2.1m		2	No	--	1700	Q13039557871-000	PRODUCT	
15.15	DNA-C8300-SW	Cisco DNA subscription for C8300 series		1	Yes	--	DNASUB	Q13039557883-000	PRODUCT	
15.15.1	DNA-C-T0-A-5Y	Cisco DNA Advantage Cloud Lic 5Y - upto 25M (Aggr, 50M)		1	No	Yes	DNASUB	Q13039557872-000	SUBSCRIPTION	
15.15.2	SVS-CSTL1-T0-AS5Y	<b>Requested For : 60.00 Months  Automatically Renews For : 12.0 Months  Billing Frequency : Prepaid Term</b> Success Track L1 - DNA Advantage Cloud Lic, T0, 5Y		1	No	--	SERVICE	Q13039557873-000	SUBSCRIPTION	
15.15.3	DSTACK-T0-A	<b>Requested For : 60.00 Months  Automatically Renews For : 12.0 Months  Billing Frequency : Prepaid Term</b> Cisco DNA Advantage Stack - upto 25M (Aggr, 50M)		1	No	Yes	DNASUB	Q13039557874-000	SUBSCRIPTION	
15.15.4	NWSTACK-T0-A	<b>Requested For : 60.00 Months  Automatically Renews For : 12.0 Months  Billing Frequency : Prepaid Term</b> Cisco Network Advantage Stack - upto 25M (Aggr, 50M)		1	No	Yes	DNAOPS	Q13039557875-000	SUBSCRIPTION	
15.15.5	TE-EMBED-WANI	<b>Requested For : 60.00 Months  Automatically Renews For : 12.0 Months  Billing Frequency : Prepaid Term</b> Cisco ThousandEyes WAN Insights Embedded		1	No	Yes	TEIBPRD	Q13039557876-000	SUBSCRIPTION	
15.15.6	SDWAN-UMB-ADV	<b>Requested For : 60.00 Months  Automatically Renews For : 12.0 Months  Billing Frequency : Prepaid Term</b> Cisco Umbrella for DNA Advantage		1	No	Yes	UMBRLLA	Q13039557877-000	SUBSCRIPTION	
15.15.7	SDWAN-CLOUD-PF	<b>Requested For : 60.00 Months  Automatically Renews For : 12.0 Months  Billing Frequency : Prepaid Term</b> Cisco SDWAN and SD-Routing Cloud Deployment Option		1	No	--	DNASUB	Q13039557878-000	SUBSCRIPTION	
15.15.8	SSP-CSDSR	<b>Requested For : 60.00 Months  Automatically Renews For : 12.0 Months  Billing Frequency : Prepaid Term</b> Controller Provisioning trigger for SD-Routing under CDCS		1	No	Yes	DNACONT	Q13039557879-000	SUBSCRIPTION	
15.15.9	SSP-CDCS-B	<b>Requested For : 60.00 Months  Automatically Renews For : 12.0 Months  Billing Frequency : Prepaid Term</b> Controller Provisioning for CDCS Service		1	No	Yes	DNACONT	Q13039557880-000	SUBSCRIPTION	
15.15.10	C83-1N1S-4T2X-PF	<b>Requested For : 60.00 Months  Automatically Renews For : 12.0 Months  Billing Frequency : Prepaid Term</b> C8300-1N1S-4T2X Platform Selection for DNA Subscription		1	No	Yes	CAT8300	Q13039557881-000	SUBSCRIPTION	
15.15.11	IOSXE-AUTO-MODE-PF	<b>Requested For : 60.00 Months  Automatically Renews For : 12.0 Months  Billing Frequency : Prepaid Term</b> IOS XE Autonomous or SD-Routing mode for Unified image		1	No	Yes	DNAOPS	Q13039557882-000	SUBSCRIPTION	

#	Part Number	Part Description	Service Duration	Quantity	Included Item	Smart Account Mandatory	Product Family	Magic Key	Category	Service Enforcement
<b>Devices Requiring Copper connections</b>										
16.0	C9300-48T-A	Catalyst 9300 48-port data only, Network Advantage	-	1	No	--	C9300	Q13039557884-000	PRODUCT	
16.0.1	CON-SNT-C93004TA	SNTC-8X5XNBD Catalyst 9300 48-port data only, Network	-	60	1	No	--	SERVICE	Q13039557885-000	SERVICE
16.1	C9300-DNA-A-48	C9300 DNA Advantage, 48-Port Term Licenses	-	1	No	Yes	C9300	Q13039557886-000	PRODUCT	
16.1.1	C9300-DNA-A-48-5Y	C9300 DNA Advantage, 48-Port, 5 Year Term License	-	60	1	No	--	C9300	Q13039557887-000	PRODUCT
16.2	D-DNAS-EXT-S-T	Cisco DNA Spaces Extend Term License for Catalyst Switches	-	1	Yes	Yes	DNASP	Q13039557888-000	PRODUCT	
16.2.1	D-DNAS-EXT-S-5Y	Cisco DNA Spaces Extend for Catalyst Switching - 5Year	-	60	1	No	--	DNASP	Q13039557889-000	PRODUCT
16.3	TE-EMBEDDED-T	Cisco ThousandEyes Enterprise Agent IBN Embedded	-	1	Yes	Yes	TEIBPRD	Q13039557890-000	PRODUCT	
16.3.1	TE-EMBEDDED-T-5Y	ThousandEyes - Enterprise Agents	-	60	1	No	--	TEIBPRD	Q13039557891-000	PRODUCT
16.4	C9300-NW-A-48	C9300 Network Advantage, 48-port license	-	1	Yes	Yes	C9300	Q13039557892-000	PRODUCT	
16.5	SC9300UK9-1712	Cisco Catalyst 9300 XE 17.12 UNIVERSAL	-	1	Yes	--	C9300	Q13039557893-000	PRODUCT	
16.6	PWR-C1-350WAC-P	350W AC 80+ platinum Config 1 Power Supply	-	1	Yes	--	C9300	Q13039557894-000	PRODUCT	
16.7	C9300-SPS-NONE	No Secondary Power Supply Selected	-	1	No	--	C9300	Q13039557895-000	PRODUCT	
16.8	CAB-TA-NA	North America AC Type A Power Cable	-	1	No	--	C3850	Q13039557896-000	PRODUCT	
16.9	C9300-SSD-NONE	No SSD Card Selected	-	1	No	--	C9300	Q13039557897-000	PRODUCT	
16.10	STACK-T1-50CM	50CM Type 1 Stacking Cable	-	1	No	--	C9300	Q13039557898-000	PRODUCT	
16.11	CAB-SPWR-30CM	Catalyst Stack Power Cable 30 CM	-	1	No	--	C9300	Q13039557899-000	PRODUCT	
16.12	TE-C9K-SW	TE agent for IOSXE on C9K	-	1	Yes	--	C9300TE	Q13039557900-000	PRODUCT	
16.13	C9K-ACC-RBFT	RUBBER FEET FOR TABLE TOP SETUP 9200 and 9300	-	1	Yes	--	C9300	Q13039557901-000	PRODUCT	
16.14	C9K-ACC-SCR-4	12-24 and 10-32 SCREWS FOR RACK INSTALLATION, QTY 4	-	1	Yes	--	C9300	Q13039557902-000	PRODUCT	
16.15	CAB-GUIDE-1RU	1RU CABLE MANAGEMENT GUIDES 9200 and 9300	-	1	Yes	--	C9300	Q13039557903-000	PRODUCT	
16.16	C9300-NM-8X	Catalyst 9300 8 x 10GE Network Module	-	1	No	--	C9300	Q13039557904-000	PRODUCT	
16.17	NETWORK-PNP-LIC	Network Plug-n-Play Connect for zero-touch device deployment	-	1	Yes	Yes	OS	Q13039557905-000	PRODUCT	
<b>OOB Management</b>										
17.0	C9200-48T-A	Catalyst 9200 48-port data only, Network Advantage	-	1	No	--	C9200	Q13039557907-000	PRODUCT	Yes
17.0.1	CON-SNT-C920048T	SNTC-8X5XNBD Catalyst 9200 48-port data only, Network	-	36	1	No	--	SERVICE	Q13039557908-000	SERVICE
17.1	C9200-DNA-A-48	C9200 Cisco DNA Advantage, 48-Port Term Licenses	-	1	No	Yes	C9200	Q13039557909-000	PRODUCT	
17.1.1	C9200-DNA-A-48-3Y	C9200 Cisco DNA Advantage, 48-Port, 3 Year Term License	-	36	1	No	--	C9200	Q13039557910-000	PRODUCT
17.2	PWR-C5-BLANK	Config 5 Power Supply Blank	-	1	Yes	--	C9200	Q13039557911-000	PRODUCT	
17.3	C9200-NW-A-48	C9200 Network Advantage, 48-port license	-	1	Yes	Yes	C9200	Q13039557912-000	PRODUCT	
17.4	C9200-NM-4X	Catalyst 9200 4 x 10G Network Module	-	1	No	--	C9200	Q13039557913-000	PRODUCT	
17.5	CAB-TA-NA	North America AC Type A Power Cable	-	1	No	--	C3850	Q13039557914-000	PRODUCT	
17.6	C9K-ACC-RBFT	RUBBER FEET FOR TABLE TOP SETUP 9200 and 9300	-	1	Yes	--	C9300	Q13039557915-000	PRODUCT	
17.7	C9K-ACC-SCR-4	12-24 and 10-32 SCREWS FOR RACK INSTALLATION, QTY 4	-	1	Yes	--	C9300	Q13039557916-000	PRODUCT	
17.8	CAB-GUIDE-1RU	1RU CABLE MANAGEMENT GUIDES 9200 and 9300	-	1	Yes	--	C9300	Q13039557917-000	PRODUCT	
17.9	NETWORK-PNP-LIC	Network Plug-n-Play Connect for zero-touch device deployment	-	1	Yes	Yes	OS	Q13039557918-000	PRODUCT	
<b>C9600-LC&lt;-&gt;C9300-48UXM</b>										
<b>C9600-LC&lt;-&gt;C9800-L-F</b>										
<b>C9600-LC&lt;-&gt;C9300-48T</b>										
<b>C9600-LC&lt;-&gt;C9200-48T</b>										
18.0	SFP-10G-SR-S=	10GBASE-SR SFP Module, Enterprise-Class	-	52	No	--	SFP10G	Q13039557919-000	PRODUCT	
<b>4215 6x25 QSFP and 4x40GB netmod</b>										
19.0	FPR4200-FTD-HA-BUN	Cisco Secure Firewall4200 Threat Defense Chss,Subs HA Bundle	-	1	No	--	CSF4200	Q13039557920-000	PRODUCT	
19.1	FPR4215-NGFW-K9	Cisco Secure Firewall 4215 NGFW Appliance, 1U, 2xNetMod Bays	-	2	No	--	CSF4200	Q13039557921-000	PRODUCT	
19.1.1	CON-SNT-FPR421NG	SNTC-8X5XNBD Cisco Secure Firewall 4215 NGFW Applianc	-	60	2	No	--	SERVICE	Q13039557922-000	SERVICE
19.1.2	FPR4K-XNM-8X10G	Cisco Secure Firewall 4200 8X10G SFP+ Netmod	-	2	No	--	CSF4200	Q13039557923-000	PRODUCT	
19.1.2.1	CON-SNT-FPR4KX10	SNTC-8X5XNBD Cisco Secure Firewall 4200 8X10G SFP Ne	-	60	2	No	--	SERVICE	Q13039557924-000	SERVICE
19.1.3	SF-F42H-TD7.4-K9	Threat Defense software v7.4 for 4200 Series appliances	-	2	Yes	--	CSF4200	Q13039557925-000	PRODUCT	
19.1.4	FPR4200-SSD1800	Cisco Secure Firewall 4200 Series 1.8TB SSD	-	4	Yes	--	CSF4200	Q13039557926-000	PRODUCT	
19.1.5	FPR4200-SLD-RAILS	Cisco Secure Firewall 4200 Slide Rail Kit	-	2	Yes	--	CSF4200	Q13039557927-000	PRODUCT	
19.1.6	CAB-CONS-RJ45-DB9	Console Cable 6ft with RJ45 and DB9F	-	2	Yes	--	FPRMID3	Q13039557928-000	PRODUCT	
19.1.7	FPR4215-BSE	Cisco Secure Firewall 4215 Base License	-	2	Yes	Yes	CSF4200	Q13039557929-000	PRODUCT	
19.1.8	FPR4200-PWR-AC	Cisco Secure Firewall 4200 Series AC Power Supply	-	2	Yes	--	CSF4200	Q13039557930-000	PRODUCT	
19.1.9	FPR4200-PSU-BLANK	Cisco Secure Firewall 4200Series Chassis PWR Blink Slot Cover	-	2	Yes	--	CSF4200	Q13039557931-000	PRODUCT	
19.1.10	FPR4200-FAN	Cisco Secure Firewall 4200 Series Fan	-	6	Yes	--	CSF4200	Q13039557932-000	PRODUCT	
19.1.11	FPR4200-NM-BLANK	Cisco Secure Firewall 4200 Network Module Blank Slot Cover	-	2	Yes	--	CSF4200	Q13039557933-000	PRODUCT	
19.1.12	PWR-CAB-AC-USA	Power Cord for AC V2 Power Module (USA)	-	2	No	--	ASR9000	Q13039557934-000	PRODUCT	
19.1.13	GLC-TE	1000BASE-T SFP transceiver module for Category 5 copper wire	-	2	No	--	SFPGE	Q13039557935-000	PRODUCT	
19.1.14	SFP-10G-SR-S	10GBASE-SR SFP Module, Enterprise-Class	-	12	No	--	SFP10G	Q13039557936-000	PRODUCT	
19.2	L-FPR4215T-TMC=	Cisco Secure Firewall 4215 TD, AMP & URL Filtering License	-	2	No	Yes	TAMC	Q13039557937-000	PRODUCT	
19.2.1	L-FPR4215T-TMC-5Y	Cisco Secure Firewall 4215 TD, AMP & URL Filtering 5Y Subs	-	60	2	No	--	TAMC	Q13039557938-000	PRODUCT



#	Part Number	Part Description	Service Duration	Quantity	Included Item	Smart Account Mandatory	Product Family	Magic Key	Category	Service Enforcement
<b>ISP-Peering Router</b>										
22.0	C8500-12X	Cisco Catalyst 8500-12X Edge Platform	-	2	No --		CAT8500	Q13039557992-000	PRODUCT	
22.0.1	CON-L1NBD-C85012X5	CX LEVEL 1 8X5XNBD Cisco Catalyst 8500-12X Edge Platform	60	2	No --		SERVICE	Q13039557993-000	SERVICE	
22.1	EDGE-INTERNET	Internet Gateway (Internet Edge Peering BGP, NAT, ZBFW)	-	2	No --		CAT8500	Q13039557994-000	PRODUCT	
22.2	C8500-RFID-1R	Cisco C8500 RFID - 1RU	-	2	Yes --		CAT8500	Q13039557995-000	PRODUCT	
22.3	MEM-C8500-16GB	Cisco C8500 16GB DRAM	-	2	No --		CAT8500	Q13039557996-000	PRODUCT	
22.4	C8500-ACCKIT-19	Cisco C8500 Accessory Kit - 19" rack	-	2	No --		CAT8500	Q13039557997-000	PRODUCT	
22.5	NETWORK-PNP-LIC	Network Plug-n-Play Connect for zero-touch device deployment	-	2	Yes Yes		OS	Q13039557998-000	PRODUCT	
22.6	C8000-HSEC	U.S. Export Restriction Compliance license for C8000 series	-	2	Yes Yes		CAT8300	Q13039557999-000	PRODUCT	
22.7	TE-R-SW	TE agent for IOSXE on Enterprise Routing	-	2	Yes --		4400ISR	Q13039558000-000	PRODUCT	
22.8	DNA-C8500-SW	Cisco DNA subscription for C8500 series	-	2	Yes --		DNASUB	Q13039558001-000	PRODUCT	
22.8.1	DNA-P-T3-A-5Y	Cisco DNA Advantage On-Prem Lic 5Y - upto 10G (Aggr, 20G)	-	2	No Yes		DNAOPS	Q13039558006-000	SUBSCRIPTION	
22.8.2	SVS-PSTL1-T3-A5Y	Success Track L1 - DNA Advantage OnPrem Lic, T3, 5Y	-	2	No --		SERVICE	Q13039558007-000	SUBSCRIPTION	
22.8.3	DSTACK-T3-A	Cisco DNA Advantage Stack - upto 10G (Aggr, 20G)	-	2	No Yes		DNASUB	Q13039558008-000	SUBSCRIPTION	
22.8.4	NWSTACK-T3-A	Cisco Network Advantage Stack - upto 10G (Aggr, 20G)	-	2	No Yes		DNAOPS	Q13039558009-000	SUBSCRIPTION	
22.8.5	SDWAN-UMB-ADV	Cisco Umbrella for DNA Advantage	-	2	No Yes		UMBRLLA	Q13039558010-000	SUBSCRIPTION	
22.8.6	DNAC-ONPREM-PF	Cisco DNA Center On Prem Deployment Option for WAN	-	2	No --		DNAOPS	Q13039558011-000	SUBSCRIPTION	
22.8.7	TE-EMBED-WANI	Cisco ThousandEyes WAN Insights Embedded	-	2	No Yes		TEIBPRD	Q13039558012-000	SUBSCRIPTION	
22.8.8	C85-12X-PF	C8500-12X Platform Selection for DNA Subscription	-	2	No Yes		CAT8500	Q13039558013-000	SUBSCRIPTION	
22.8.9	IOSXE-AUTO-MODE-PF	IOS XE Autonomous or SD-Routing mode for Unified image	-	2	No Yes		DNAOPS	Q13039558014-000	SUBSCRIPTION	
22.9	SC8KAEPK9-1712	C8500 Series - UNIVERSAL	-	2	No --		CAT8500	Q13039558002-000	PRODUCT	
22.10	IOSXE-AUTO-MODE	IOS XE Autonomous or SD-Routing mode for Unified image	-	2	No --		CAT8300	Q13039558003-000	PRODUCT	
22.11	PWR-CH1-750WACR	Cisco C8500/CW9800 750W AC Power Supply	-	4	No --		CAT8500	Q13039558004-000	PRODUCT	
22.12	CAB-AC	AC Power Cord (North America), C13, NEMA 5-15P, 2.1m	-	4	No --		1700	Q13039558005-000	PRODUCT	
FP4215<->ACI L3 BoarderLeaf FP4215<->C9600-LC-48YL										
23.0	SFP-25G-SR-S=	25GBASE-SR SFP Module	-	24	No --		SFP25G	Q13039558015-000	PRODUCT	
C8500<->N9K-93180Y FPR4215<->N9K-93180Y										
24.0	SFP-10G-SR-S=	10GBASE-SR SFP Module, Enterprise-Class	-	54	No --		SFP10G	Q13039558016-000	PRODUCT	
FPR3110 to 93180-L3out										
25.0	FPR3K-XNM-8X10G=	Cisco Secure Firewall 3100 8X10G SFP+ Netmod	-	2	No --		FPRMID3	Q13170266387-000	PRODUCT	
25.0.1	CON-SNT-FPR10KXN	SNTC-8X5XNBD Cisco FPR3K 8-port 1G/10G SFP Netmod	-	12	No --		SERVICE	Q13170266388-000	SERVICE	

Netsync a Partner of Genesis Cabling Solutions will be providing all installation and configuration of equipment. all communication will be handle by a GCS employee regardless of what document reads.

## Statement of Work

Network Deployment

IT Building



June 20, 2025

Prepared for:  
Fort Bend County

## Table of Contents

Contact Information.....	4
Project Summary.....	4
Project Objectives .....	4
Project Scope and Phases .....	5
Discovery .....	5
Kickoff Meeting .....	5
Planning .....	5
Technical Requirements and Design Meeting(s): Switching and Wireless .....	6
Equipment Receipt, Staging, and Delivery .....	8
Implementation .....	8
Phase 1: Secure Firewall(s) Installation and Setup and Initial Configuration of FPR4215 .....	8
Phase 2: Firewall Management Center (FMC) and Firewall(s) Configurations .....	9
Phase 1: Application Centric Infrastructure (ACI) Hardware Deployment .....	10
Phase 2 : ACI Fabric Initialization and ACI Logical Configuration .....	10
Network Implementation .....	10
Wireless Implementation .....	11
Testing and Validation .....	12
Knowledge Transfer .....	13
Project Prerequisites.....	14
Project Management.....	14
Project Management Office (PMO) Project Lifecycle.....	15
Project Updates .....	15
Project Scope Change Requests.....	15
Project Documentation .....	16
Deliverables Acceptance .....	16
Project Risks and Assumptions .....	17
Service Level Agreement.....	17
Hours of Operation .....	17
Duration of installation .....	18



Blank

## Contact Information

<b>Client Contact</b>	Lee Powell	346.481.6155 (o)	lee.powell@fortbendcountytexas.gov
<b>Account Manager</b>			
<b>SOW Authors</b>			
<b>Project Manager</b>			
<b>Lead Engineer</b>			

## Project Summary

Fort Bend County (“Client”), headquartered in Richmond, TX, requested that Netsync Network Solutions (“Netsync”) submit a statement of work (SOW) outlining Client’s upcoming Network Deployment project at the Fort Bend IT Building.

The purpose of this project is to deploy full campus and data center networks, including Cisco secure firewalls Firepower 4215 (FPR4215) in high availability (HA) (active/standby) at Client’s IT building. Netsync will connect the new firewalls to Client’s existing Firewall Management Center (FMC) client.

Netsync will also be deploying a Cisco Application Centric Infrastructure (ACI) for Client’s network at the new IT building.

## Project Objectives

- Discover and plan the campus wired and wireless networks by conducting a site walkthrough and design session.
- Discover and plan Client’s firewall deployment FPR4215.
- Connect to existing FMC.
- Deploy FPR4215 to protect traffic.
- Configure Cisco Secure Firewalls policy and feature sets per Client requirements and best practices, and utilize FPR4215 to provide threat prevention, malware protection, and URL filtering.
- Discover and plan for new ACI fabric deployments in single-site configurations.
- Deploy ACI spines, ACI leaves, Nexus Dashboard (NDO), ACI Multi-Site Orchestrator (MSO), and ACI Application Policy Infrastructure Controller (APIC) per site.

- Configure ACI to mirror existing networks in current data centers (DCs) at new site.
- Create all configuration necessary to move workloads from existing DC if acceptable.
- Perform testing and validation of successful implementation.
- Provide up to 18 hours of Knowledge Transfer.
- Provide up to four hours of Day 1 post-cutover remote support.

## Project Scope and Phases

---

### Discovery

#### Kickoff Meeting

1. Netsync will conduct a kickoff meeting:
  - a. Identify and introduce key stakeholders, who will participate in developing the definition of requirements for success.
  - b. Identify project goals, success criteria, and timeline, including but not limited to:
    - i. Review SOW.
    - ii. Confirm contacts needed to gain entry and perform work in the buildings.
    - iii. Confirm any holidays or “non-working” hours for the installation.
    - iv. Confirm any Client-required change control processes and any potential impacts that these processes may have on the installation schedule.
    - v. Schedule technical discovery meeting(s).
    - vi. Review and discuss invoicing preferences and applicable billing milestones.
2. Netsync will identify all required information for implementation components, including but not limited to:
  - a. Features and functionality.
  - b. Integration with an existing network.
3. Netsync will perform inventory discovery to gather hardware information, models, and operating system (OS) validation.

### Planning

1. Netsync will meet with Client to review the key design principles of migration and integration with the existing Client network and technologies.
2. Netsync will require Client to fill out the pre-configuration worksheet for FPR4215 migration.
3. Netsync will adhere to manufacturers’ best practices for logical designs and configurations unless otherwise noted.
4. Netsync will build and present a low-level design (LLD) that includes the following:
  - a. Detailed data center rack diagram. The rack diagram will describe the physical data center rack and cable matrix designs for the following:
    - i. One rack unit (RU) per FPR4215 (one RU total).

5. Netsync will work with Client to build an implementation plan, project timeline, target dates, and target milestones.
6. Netsync will work with Client in building a test and acceptance plan.
7. Netsync will receive Client sign-off on the following items:
  - a. LLD.
  - b. Implementation plan – associated timelines, dates, and milestones.
  - c. Test and acceptance plans.
8. Netsync will review Client topology, IP addressing, and virtual LAN (VLAN) requirements for ACI:
  - a. Design of the ACI fabric.
  - b. Fabric naming conventions.
  - c. Node IDs and roles.
  - d. Tunnel endpoint (TEP) pool, Infra VLAN, and out-of-band (OOB) IPs.
  - e. Attachable entity profiles (AEPs), interface policies, and domain association.
  - f. Bridge domains, endpoint groups (EPGs), contracts, and tenant layouts.

### Technical Requirements and Design Meeting(s): Switching and Wireless

1. Client will provide Netsync:
  - a. Current IP addressing schemes, network diagrams, and configurations relevant to the project details.
  - b. Greenfield subnets in data center and new campus site, which will match existing schema design for the district.
  - c. Wireless access point (AP) placement diagrams notating clearly:
    - i. New AP placement locations.

**Note:** Any necessary floor plans to be used for placement maps.
  - d. Configuration details for existing wireless network.
2. Netsync will review existing Client-provided IP addressing, network diagrams, and configurations looking for opportunities to increase functionality, security, and manageability.
3. Netsync will help design IP schemes and subnets for the new networks.
4. Netsync will work with Client to review the core and LAN configuration, including but not limited to:
  - a. Work with Client to understand and implement its current IP addressing scheme.
  - b. Review existing naming convention and plan new deployment to match the existing format.
  - c. Create a VLAN plan with a minimum of 10 VLANs and a maximum of 15 VLANs.
  - d. Determine Quality and Class of Service (QoS/CoS) configurations necessary to support multiple classes of traffic and queue prioritization based on documented best practices.
  - e. Discuss configuration options for both Layer 2 and Layer 3 to increase network reliability and performance.
  - f. System management:

- i. Integrate with existing authentication, authorization, and accounting (AAA) systems, if available (RADIUS, TACACS, etc.).
      - ii. Remote management options (secure shell [SSH], Telnet, etc.).
    - g. System monitoring:
      - i. Simple Network Management Protocol (SNMP) configurations, community strings, and passwords for all devices.
      - ii. Syslog server settings.
5. Netsync will perform an objective review of the existing wireless LAN (WLAN) environment in terms of current functionality and implementation.
6. Netsync will work with Client to create new wireless configuration, as related to industry best practices, and security capabilities of the new equipment, including but not limited to:
  - a. Work with Client to understand their current IP addressing scheme and create new networks in accordance with the existing format.
  - b. Review wireless AP naming convention.
  - c. AP configuration (service set identifiers [SSIDs], VLANs, security, radio frequency [RF] settings, etc.).
  - d. Type of client devices, 802.11a/b/g/n/ac, voice/data support, capacity requirements, performance requirements, accessibility/reliability requirements, infrastructure management, and client management.
  - e. Security design pertaining to applicable wireless protocols and applications.
7. Netsync will work with Client to review the desired placement locations of the requested APs.  
**Note:** The desired AP placement has been previously completed by Client. Therefore, RF design is not required or included as part of this SOW.
8. Netsync will perform a site walkthrough of each Client location at least one week before deployment to:
  - a. Evaluate rack space, switch connectivity, and power availability.
  - b. Verify final plan for migration and port counts on all devices to be connected.
  - c. Review and verify the placement locations for the new APs.
9. Netsync will review the BOM provided as part of the proposal with the findings from the site surveys to verify any quantity changes.  
**Note:** Any additions to the design will be priced using the unit pricing provided.
10. Netsync will determine a test plan with Client. Client will need to provide Netsync with a list of applications that should be tested before and after cutover.
11. Netsync will document all findings, recommendations, and implementation details, including AP placement maps and network diagrams.
12. Netsync will review the finalized implementation plan with Client before beginning implementation.

## Equipment Receipt, Staging, and Delivery

Staging and implementation will only begin upon Client approval of the Low-Level Design (LLD) document. Staging excludes any uninterruptible power supply (UPS) devices, batteries, and IP-related information. If applicable, Netsync will complete UPS deployment on site at Client installation location(s).

1. Netsync will receive equipment in its own facility, unbox equipment, install configurations and test for any anomalies, replace any equipment that does not burn in correctly, notify Client of any additional needs that are discovered during the burn-in process, and prepare equipment for delivery to each respective location.
2. Netsync will tag each device with a Client asset tag and add to an inventory spreadsheet.
3. Netsync will provide inside-delivery of equipment to each respective location. Netsync may choose to deliver the equipment before installation (no more than three weeks in advance) or bring the equipment at the time of installation. Netsync will not deliver any equipment without prior written approval from Client. If Client chooses to pre-deliver the equipment, then it will provide a secured location for storage until installation.
4. This location must be accessible to Netsync employees for staging and configuration needs.

## Implementation

Implementation will begin only after Discovery and Planning are 100% complete. Client representative must be on-site to receive hardware and sign packing slip prior to installation.

### Phase 1: Secure Firewall(s) Installation and Setup and Initial Configuration of FPR4215

1. Netsync will rack and install FPR4215 firewalls – qty. 2.
2. Netsync will configure the firewalls with basic network information, including:
  - a. Management IP address and subnet.
  - b. Gateway.
  - c. Domain name system (DNS).
  - d. Network time protocol (NTP).
3. Netsync will register FPR4215 to existing FMC.
4. Netsync will set up new Cisco Secure Firewall as a standalone.
5. Netsync will set up platform settings:
  - a. Set up SSH access.
  - b. Change default credentials and configure administrative access to ensure remote management capabilities.
6. Netsync will upgrade all newly installed firewalls to the latest recommended supported code version and patch levels unless otherwise noted.

## Phase 2: Firewall Management Center (FMC) and Firewall(s) Configurations

1. Netsync will set up system policies:
  - a. Configure email notifications (Client will provide mail relay host and email address, if applicable).
  - b. Configure banner (Client will provide banner).
2. Netsync will set up FMC Health Policy:
  - a. Enable/disable monitoring based on policy usage.
3. Netsync will ensure scheduled backup tasks are in place:
  - a. Default backup location is local; Client will provide remote backup location if preferred.
4. Netsync will ensure Snort Rule Updates and Geolocation Updates are scheduled.
5. Netsync will set up logging destinations based upon requirements.
6. Netsync will configure firewall devices.
7. Netsync will set up object management (new):
  - a. Define network objects (up to 50).
  - b. Define variable set (Client will provide RFC1918 for its internal LAN).
  - c. Define other specific objects necessary for deployment.
8. Netsync will set up network address translations (NATs) (new).
  - a. Netsync will create up to 20 NAT rules.
9. Netsync will set up pre-filter, Access Control Policy (ACP), Intrusion Prevention Systems (IPS) Policies and Malware (new).
  - a. Up to 4 New Pre-filter Rules will be configured.
  - b. Up to 30 access Rules
  - c. Initialize the configuration of Firepower IPS.
  - d. Initialize configuration for AMP (File Policy).
  - e. Initialize configuration for URL filtering
  - f. Features to be implemented depending on licensing
    - i. Threat Prevention (IPS)
    - ii. Malware (AMP)
    - iii. URL filtering
  - g. Within ACP, Security Intelligence will be configured:
    - i. Network and URL lists and feeds.
  - h. Set up DNS sinkhole (if applicable).
  - i. Associate Firepower IPS and malware policies into access policies.
10. Netsync will configure VPN tunnels (new):
  - a. Netsync will create up to four site-to-site VPN tunnels.
  - b. Netsync will create up to one remote access VPN (AnyConnect) profile, if applicable.  
**Note:** No new profiles or advanced features like posturing will be created as part of this project. Netsync will install additional AnyConnect licenses if needed.
11. Netsync will configure Firepower network discovery policy:

- a. Configure network discovery policy using Client's internal networks.
12. Netsync will deploy final configurations from FMC to Firepower Threat Defense (FTD) appliances.

**Note:** Secure sockets layer (SSL) decryption is out of this scope.

## Phase 1: Application Centric Infrastructure (ACI) Hardware Deployment

1. Netsync will install all ACI hardware listed in the BOM:
  - a. Rack and cable the Nexus switches and APICs:
    - i. Leaf-to-spine cabling.
    - ii. OOB management connections.
    - iii. APIC-to-leaf connections.

## Phase 2 : ACI Fabric Initialization and ACI Logical Configuration

1. Configure APIC cluster:
  - a. Fabric discovery and registration of spine/leaf nodes.
  - b. TEP pool, fabric VLAN, and infra setup.
  - c. Assign node IDs, switch names, and roles.
2. Configure OOB management IPs.
3. Validate APIC and switch registration status.
4. Create:
  - a. Tenants, virtual routing and forwarding (VRFs), and bridge domains.
  - b. Application profiles and EPGs.
  - c. Interface policy groups and domains.
  - d. Access policies for physical ports and VLAN encapsulation.
5. Configure static and dynamic endpoint learning.
6. Configure contracts between EPGs.
7. Set up Layer 3 Out (L3Out) (if external routing is required).
8. Optional: Configure virtual port-channel (vPC), port-channels, and multi-site preparation.

## Network Implementation

### *Core Switch Implementation*

1. Netsync will ensure that all data is backed up and verified before upgrading and performing installation.
2. Netsync will install the core switches listed in the [Appendix](#) into existing equipment rack location or area designated by Client.
3. Netsync will perform pre-migration configuration and implementation, including:
  - a. Upgrade core switches to the latest stable release.

- b. Set up management interfaces on an isolated VLAN on the appropriate management subnet.
  - c. Configure switches based on configuration standards created in the technical discovery phase.
  - d. Back up configurations.
4. Netsync will configure routing on the new core switches:
- a. Conduct initial connectivity between the new core and existing core:
    - i. Establish Layer 3 adjacency and synchronize routing tables.
  - b. Netsync will conduct physical Ethernet connection of servers and appliances to new core switches, as appropriate:
    - i. Label physical cabling and provide connection descriptions in configuration for each interface.
    - ii. Test connectivity from each server.
  - c. Netsync will complete testing:
    - i. Test full system high-availability features by simulating link and device failures to demonstrate/test functionality of failover protocols.  
**Note:** This task will be disruptive and require a scheduled change window.
    - ii. Verify all connectivity before and after switching over the network core.
    - iii. Verify internet connectivity.
    - iv. Verify other applications that are determined during the technical discovery phase.

### *Distribution and Access Switches Implementation*

1. Netsync will install the distribution and access switches listed in the [Appendix](#) into existing equipment rack location or area designated by Client.
2. Netsync will configure the Cisco switches to include:
  - a. Patch-in drops and fiber.
  - b. Properly dress cables with Velcro.
  - c. Configure switches based on configuration standards created in the technical discovery phase.
  - d. Perform testing:
    - i. Test and validate each switch for proper functionality.
    - ii. Validate that ports associated with devices on specific VLANs are properly configured (e.g., cameras, APs, etc.)

### *Wireless Implementation*

#### *Cisco Wireless LAN Controller (WLC) Implementation*

1. Netsync will install the WLCs into an area designated by Client.
2. Netsync will configure the Cisco primary WLC to include:
  - a. Upgrade WLCs to the latest recommended version.

- b. Apply system configurations.
  - c. Create up to five SSIDs.
  - d. Create Dynamic Host Configuration Protocol (DHCP) scopes for APs and wireless client access.
  - e. Configure security parameters.
  - f. Associate APs to WLC.
3. Netsync will perform testing of:
    - a. Functionality of management web graphical user interface (GUI).
    - b. SSH2 access to WLC console.
    - c. IP connectivity to all virtual interfaces.
    - d. Connectivity to RADIUS back end.
    - e. Validate any other testing steps determined during the planning phase.

### *Access Point (AP) Implementation*

1. Netsync will install and configure the new Cisco wireless APs to include:
  - a. Mount APs per the AP placement maps  
**Note:** AP placement maps will be provided by Client.
  - b. Label each AP based on placement location and include placement details in the inventory spreadsheet.
  - c. Verify APs are registered to the appropriate WLCs and are functioning correctly.
2. Netsync will upload building floor plans into DNA Center or Catalyst Center, label per Client's naming convention, and accurately scale each floor plan.
3. Netsync will place site-specific APs in appropriate locations on each Prime Infrastructure building floor plan.
4. Netsync will perform testing:
  - a. Client connectivity to Client-designated configured SSID determined in technical discovery.
  - b. All deployed APs join the WLC HA pair (verify with Client).
  - c. Radio up/down state of all deployed APs.
  - d. Validate any other testing steps determined during the planning phase.
  - e. Collect approved and accurate floor plans for each building.

### *Testing and Validation*

1. Netsync will perform operational testing on all newly installed systems. Testing will include at least the following:
  - a. Perform operational testing of the firewalls solution configuration and rule sets.
  - b. Review logs for communication errors and other system-related errors.
  - c. Failover from active to standby appliances.
2. Netsync will work with Client to troubleshoot any connections and/or network services determined during the technical discovery that fail to work as expected:

- a. Perform and execute test plan.
3. Netsync will provide up to four hours of Day 1 support for cutover of Firepower solution for up to one cutover.
4. Netsync will validate ACI fabric health.
5. Netsync will test:
  - a. End-to-end connectivity between EPGs.
  - b. External connectivity (L3Out).
  - c. Application policy enforcement.
  - d. Redundancy and failover testing for APICs, leaf, and spine fabric.
6. Netsync will back up APIC configuration and document final state.
7. Netsync will test and validate campus connectivity in accordance with the testing plan outlined during the planning phase of this engagement.

## Knowledge Transfer

1. Netsync will provide 18 hours of knowledge transfer for up to five Client attendees. Before the project starts, Netsync will work with Client to define the specific location, the schedule, and any additional topics for the knowledge transfer session(s). The following topics will be covered:
  - a. Features of products and technologies as deployed in the solution.
  - b. Review of the as-built documentation to familiarize Client with the overall solution and key configuration details.
  - c. Basic administration and common operational tasks.
  - d. Reinstallation and/or reconfiguration in case of failure.
  - e. Monitoring, testing, and maintaining the products deployed in the solution.
  - f. Warranty and support procedures for all products deployed in the solution.
  - g. Additional Client questions or topic requests.
2. If it is determined that the duration of knowledge transfer requested by Client will exceed the hours stated above, then Netsync can provide supplementary session(s) at an additional hourly rate.

**Note:** Knowledge transfer is intended to provide familiarity and conceptual understanding of the specific technologies deployed within this SOW. It is not intended to be comprehensive technical training. The included session(s) may not provide Client all of the necessary knowledge and skills to fully manage, monitor, and maintain the solution. Netsync recommends formal training from the solution vendor(s) to address those needs.

## Project Prerequisites

---

1. Client will fulfill cabling requirements, if applicable.
2. Client will provide Netsync all necessary hardware and information on current environment.
3. Client will provide Netsync local and remote administrative credentials (root access) to all equipment to be accessed during the process of this SOW.
4. Client will make available authorized personnel during the project with a working knowledge of existing network infrastructure for facility access, questions, and clarification of issues.
5. Client will provide Netsync access to all work locations, along with safety, access, security, and emergency protocols.
6. Client will obtain all necessary work permits.
7. Client will provide a work area for Netsync to use, as needed, during on-site activities to include internet and public phone access.
8. Client will provide parking passes and adequate parking for the Netsync project team.
9. Client will comply with all physical and environmental requirements per vendor specifications.

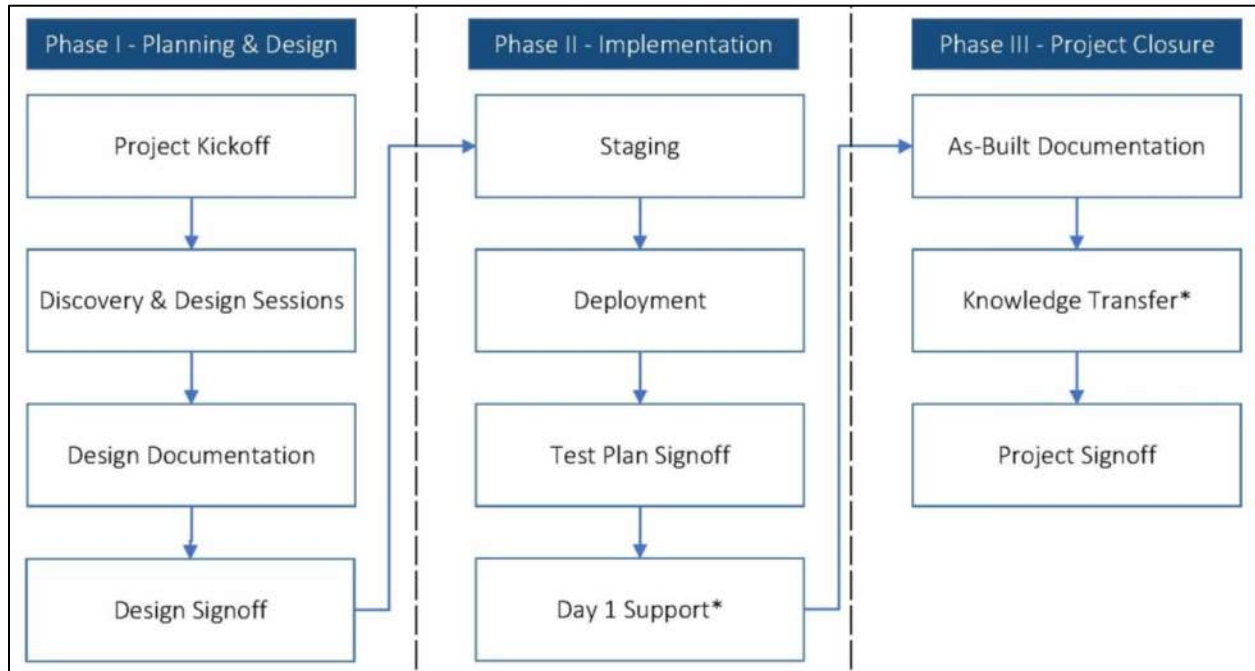
## Project Management

---

Netsync approaches all projects using standard Project Management Institute (PMI) methodologies and processes. Once a Project Manager (PM) is assigned, a project kickoff meeting will be held with Client, the PM, the Account Manager (AM), and assigned technical resource(s) to ensure each party is in alignment with all aspects of this SOW. The PM will also perform the following project management activities throughout the engagement to ensure Client expectations are consistently met and the project is delivered on time and within the established budget:

- Create the Project Plan.
- Ensure that accurate and timely status updates, action items, and scheduled tasks are received by the assigned resource(s) and uploaded as entries to Client's applicable project portal. The PM will ensure status information clearly reaches Client to also include milestone updates.
- Lead project meetings with Client and the Netsync project team.
- Oversee a quality assurance review of documentation-based deliverables before providing to Client.

## Project Management Office (PMO) Project Lifecycle



\* Denotes that the step in the process may or may not be applicable based on SOW.

### Project Updates

- Client will receive email alerts indicating an update has been made to the Notes-Status-Issues Log portal web part for the following communication entry types:
  - Meeting Notes.
  - Project Plan.
  - Status Update(s).
  - Issue Tracking.
- If Client wishes not to use the Netsync project portal, then Client has the option to request direct email correspondence from the Netsync PM for all communication and updates.

### Project Scope Change Requests

Netsync is fully committed to completing this project on time and within the established budget. All scope changes and out-of-scope (OOS) requests must be clearly communicated to the AM or PM before those changes or requests are acted on or performed by the assigned resource(s). The following outlines the scope change or OOS request procedure:

1. The PM and Client project team will identify required changes.
2. The PM will submit a Project Change Request Form (CR).
3. The PM will submit the CR to Client for subsequent approval and sign-off.
4. Client will return a signed copy of the CR.

All other terms within the original SOW, in addition to the signed CR, will remain intact.

## Project Documentation

Netsync will provide Client the following documentation.

Included (Yes/No)	Document Type	Owner	Description	Frequency
<b>Documentation</b>				
Yes	Statement of Work (SOW)/High-Level Design (HLD)	Solutions Architect and Account Manager	Description of scope based on presales discussions, preliminary walkthroughs, and data gathering sessions. This SOW is the HLD and presents and illustrates the overall solution.	Once
Yes	Low-Level Design (LLD)	Engineer	The LLD will replace all existing HLDs upon receipt of a purchase order and subsequent full walkthroughs and formal post-sales planning and design sessions. The LLD will be a fully executed document agreed to by both parties before implementation begins.	Once
Yes	Project Plan	PM and Senior Lead Engineer	Task list, schedule, contact list, meeting notes, status, risk, and issue tracking.	Ongoing
Yes	Method of Procedure (MOP)	PM and Senior Lead Engineer	Detailed implementation plan.	Once
Yes	As-Built	Senior Lead Engineer	Post-implementation technical documentation of new configuration(s) and applicable support information.	Once
Yes	Project Sign-off	PM and Client	Deliverables acceptance.	Once

### Deliverables Acceptance

Client will acknowledge receipt and either acceptance or rejection of all deliverables associated with this SOW within 10 business days of delivery (not including federal holidays). If such acknowledgement is not received within this period, then all deliverables will be deemed acknowledged and accepted.

## Project Risks and Assumptions

---

1. Client will participate in all design and planning sessions and be prepared to sign off on all milestones.
2. Client will provide Netsync with full access to the relevant functional, technical, and business resources with adequate skills and knowledge to support the performance of services. If Client's only method of providing Netsync remote access is through screen share, then additional fees may apply due to project duration extensions.
3. If applicable, Netsync will secure access points (APs) with plastic cable zip ties placed through the mounting bracket, unless Client declines this service in writing via email.
4. Unless otherwise noted, all estimates are based on a single implementation trip, per site. Client may be charged additional fees for additional on-site meetings.
5. Multiple outages may occur due to the nature of this project; however, they will all occur at scheduled and approved times.
6. Client delays to provide Netsync the necessary data to accomplish each task may result in timeline changes.
7. Netsync is not responsible for project delays caused by other vendors and/or manufacturing issues that may impede progress and/or closure of Netsync SOW deliverables.
8. This SOW assumes that the engagement will be a combination of on-site and remote work to drive efficiency. If Client requires a 100% on-site engagement, then Client must notify Netsync before agreeing to this SOW.
9. If Client requires a copy of Netsync's standard Certificate of Insurance (COI) with Client-added endorsements, then it should allow up to 10 business days for delivery.
10. Netsync is not responsible for the functionality of Client-provided existing equipment or licenses, and assumes that existing equipment and software is under a valid support contract.
11. Anything not specifically stated in this document is outside the scope of this SOW.

## Service Level Agreement

---

### Hours of Operation

Standard hours of operation are **8:00 AM to 5:00 PM local time Monday through Friday**. Netsync understands that due to the nature of the industry and work performed, after-hours and weekend availability are often required. In the event Netsync resources are required to perform work outside of the standard hours of operation, agreed-upon work windows will be discussed and subsequently documented via email.

- Client will provide Netsync a minimum of three business days' notification for any non-emergency maintenance windows or periods of time.
- Netsync will provide Client the best level of support for emergency maintenance windows based on qualified staff resource availability.
- A Client project stakeholder or technical contact must be either on location or on-call during the agreed upon after-hours and/or weekend work window(s).

## **Duration of Installation**

---

1. Installation of equipment list above will take an estimated time of 4 weeks of completion. This part is considered the Racking and Stacking.
2. All Equipment that is noted on the change order, with part number XXXX-DNA-A48-5Y will have a 5-yr license term.

**\*\*\*Lead Times of IT Equipment as of November 7, 2025\*\*\***

#	Part Number	Part Description	Service Duration	Quantity	Estimated Lead Time (in Days)
1.0	APIC-M4	APIC Appliance - Medium Configuration(Upto 1200 EdgePorts)	-	3	35
2.0	N9K-C93180-FX3-B8C	2xNexus 93180YC-FX3 w/ 8x 100G Optics	-	15	56
3.0	N9K-C93180YC-FX3H	Nexus 9300 24p 1/10/25G, 6p 40/100G, MACsec,SyncE	-	2	35
4.0	N9K-C92348GC-FX3	Nexus 9200 with 48p 100M/1GT, 4p 10/25G & 2p 40/100G QSFP28	-	2	70
5.0	SFP-H25G-CU3M=	25GBASE-CU SFP28 Cable 3 Meter	-	6	17
6.0	SFP-H25G-CU3M=	25GBASE-CU SFP28 Cable 3 Meter	-	216	17
7.0	CB-LC-LC-SMF15M=	CABLE, DUPLEX LC-LC PATCH CORD, SMF, 15M	-	1	17
8.0	N9K-C9364D-GX2A	Nexus 9300 Series, 64p 400G Switch	-	2	21
9.0	CW9176I-RTG	Cisco Wireless 9176I(W7,3 radio,3 band 4x4,UWB),Global	-	20	2
10.0	CISCO-NETWORK-SUB	Cisco Networking Subscription	-	1	6
11.0	C9800-L-F-K9	Cisco Catalyst 9800-L Wireless Controller_Fiber Uplink	-	2	28
12.0	C9300-48UXM-A	Catalyst 9300 48-port(12 mGig, 36 2.5Gbps) Network Advantage	-	6	30
13.0	C9300-48UXM-A	Catalyst 9300 48-port(12 mGig, 36 2.5Gbps) Network Advantage	-	8	30
14.0	C9606R	Cisco Catalyst 9600 Series 6 Slot Chassis	-	2	30
15.0	C8300-1N1S-4T2X	Cisco Catalyst C8300-1N1S-4T2X Router	-	1	42
16.0	C9300-48T-A	Catalyst 9300 48-port data only, Network Advantage	-	1	30
17.0	C9200-48T-A	Catalyst 9200 48-port data only, Network Advantage	-	1	30
18.0	SFP-10G-SR-S=	10GBASE-SR SFP Module, Enterprise-Class	-	52	17
19.0	FPR4200-FTD-HA-BUN	Cisco Secure Firewall4200 Threat Defense Chss,Subs HA Bundle	-	1	21
20.0	C9300-48T-A	Catalyst 9300 48-port data only, Network Advantage	-	2	30
21.0	N9K-C93180-FX3-B8C	2xNexus 93180YC-FX3 w/ 8x 100G Optics	-	1	56
22.0	C8500-12X	Cisco Catalyst 8500-12X Edge Platform	-	2	28
23.0	SFP-25G-SR-S=	25GBASE-SR SFP Module	-	24	17
24.0	SFP-10G-SR-S=	10GBASE-SR SFP Module, Enterprise-Class	-	54	7
25.0	FPR3K-XNM-8X10G=	Cisco Secure Firewall 3100 8X10G SFP+ Netmod	-	2	21

# Change in Work - Cost Analysis Form

Project:	Fort Bend County IT Building	Date:	6/10/2025
Contractor Name:	Genesis Cabling Solutions	Change Proposal No.:	1
Description of Change:	Upgrade Equipment for the Data center according to the BOM provided by Michael Krause (6/04/2025).		
	Installation services in conjunction with NETSYNC		

## Contractor's Own Employees

Description	Quantity	Unit	Unit Cost	Labor*	Material	Equipment
<b>Labor</b>						
Labor- Installation and Deployment of NextGen Firewalls	1	Set	\$39,929	\$ 39,929		
Labor- Installation and Deployment of ACI	1	Set	\$57,463	\$ 57,463		
Labor- Installation and Deployment of Router, Switch, and U	1	Set	\$55,374	\$ 55,374		
Labor- Installation and Deployment of Wireless	1	Set	\$20,512	\$ 20,512		
<b>Equipment</b>						
<b>ACI APIC Cluster</b>						
APIC-M4	3		\$10,552.50		\$ 31,658	
APIC-PCIE-C25Q-04	3		\$712.55		\$ 2,138	
APIC-PSU1-1050W	3		\$290.43		\$ 871	
CON-L14HR-APIC1M42	3		\$13,006.50		\$ 39,020	
<b>ACI LEAF-10/25G</b>						
N9K-C93180-FX3-B8C	15		\$19,698.00		\$ 295,470	
CON-L14HR-N9KC93X1	15		\$7,433.88		\$ 111,508	
CON-L14HR-N9KC93X1	15		\$7,433.88		\$ 111,508	
C1A1TN9300XF-5Y	30		\$9,087.12		\$ 272,614	
<b>ACI LEAF-BORDER</b>						
N9K-C93180YC-FX3H	2		\$7,035.00		\$ 14,070	
NXK-MEM-16GB	2		\$337.22		\$ 674	
QSFP-100G-DR-S	8		\$421.04		\$ 3,368	
C1A1TN9300XF-5Y	2		\$9,087.12		\$ 18,174	
CON-L14HR-N9KCFX3H	2		\$8,080.47		\$ 16,161	
<b>OOB MANAGEMENT</b>						
N9K-C92348GC-FX3	2		\$3,915.13		\$ 7,830	
QSFP-100G-CU2M	2		\$80.73		\$ 161	
CON-L14HR-N9K23FX3	2		\$3,072.22		\$ 6,144	
<b>APIC Cables</b>						
SFP-H25G-CU3M=	6		\$33.77		\$ 203	
<b>SERVER 25G Cables</b>						
SFP-H25G-CU3M=	216		\$33.77		\$ 7,294	
<b>SMF LC-LC cable in 15-meter length</b>						
CB-LC-LC-SMF15M=	1		\$147.80		\$ 148	
<b>ACI Spine</b>						
N9K-C9364D-GX2A	2		\$42,210.00		\$ 84,420	
C1A1TN9300XF2-5Y	2		\$19,754.44		\$ 39,509	
CON-L14HR-N9K9364C	2		\$48,486.58		\$ 96,973	
<b>WI-FI 7 Aps</b>						
CW9176I-RTG	20		\$902.69		\$ 18,054	
LIC-CW-A	20		\$449.40		\$ 8,988	
<b>Wireless Controllers</b>						
C9800-L-F-K9	2		\$5,322.98		\$ 10,646	
C9800L-RMNT	2		\$149.04		\$ 298	
CON-SNT-C9800LFL	2		\$1,285.60		\$ 2,571	
<b>Enterprise TOR Switches with NM Modules</b>						
C9300-48UXM-A	6		\$5,775.69		\$ 34,654	
C9300-DNA-A-48-5Y	6		\$4,159.97		\$ 24,960	
STACK-T1-50CM	6		\$66.24		\$ 397	
CAB-SPWR-30CM	6		\$62.93		\$ 378	
C9300-NM-8X	6		\$1,538.34		\$ 9,230	

CON-SNT-C93A048M		6	\$4,296.33		\$ 25,778
<b>Enterprise TOR Switches</b>					
C9300-48UXM-A		8	\$5,775.69		\$ 46,206
C9300-DNA-A-48-5Y		8	\$4,159.97		\$ 33,280
STACK-T1-50CM		8	\$66.24		\$ 530
CAB-SPWR-30CM		8	\$62.93		\$ 503
CON-SNT-C93A048M		8	\$4,296.33		\$ 34,371
<b>Enterprise Core</b>					
C9606R		2	\$8,584.90		\$ 17,170
C9600-DNA-A-5Y		2	\$27,600.83		\$ 55,202
C9600-SUP-1		2	\$16,607.70		\$ 33,215
C9K-F2-SSD-960GB		2	\$4,968.11		\$ 9,936
C9600-SUP-1/2		2	\$25,834.21		\$ 51,668
C9K-F2-SSD-960GB		2	\$4,968.11		\$ 9,936
C9600-LC-48YL		2	\$10,117.92		\$ 20,236
C9600-PWR-3KWAC		8	\$4,164.72		\$ 33,318
CON-SNT-C9606R		2	\$32,497.56		\$ 64,995
<b>SIP Cube GW</b>					
C8300-1N1S-4T2X		1	\$6,387.58		\$ 6,388
MEM-C8300-16GB		1	\$1,324.83		\$ 1,325
NIM-PVDM-64		1	\$2,252.21		\$ 2,252
DNA-C-T0-A-5Y		1	\$3,135.88		\$ 3,136
SVS-CSTL1-T0-A5Y		1	\$672.00		\$ 672
CON-L1NBD-C8304T2X		1	\$8,091.68		\$ 8,092
<b>Device Requiring Copper Connections</b>					
C9300-48T-A		1	\$4,759.67		\$ 4,760
C9300-DNA-A-48-5Y		1	\$4,159.97		\$ 4,160
STACK-T1-50CM		1	\$66.24		\$ 66
CAB-SPWR-30CM		1	\$62.93		\$ 63
C9300-NM-8X		1	\$1,538.34		\$ 1,538
CON-SNT-C93004TA		1	\$2,657.51		\$ 2,658
<b>OOB MANAGEMENT</b>					
C9200-48T-A		1	\$3,176.58		\$ 3,177
C9200-DNA-A-48-3Y		1	\$2,497.14		\$ 2,497
C9200-NM-4X		1	\$967.81		\$ 968
CON-SNT-C920048T		1	\$910.45		\$ 910
<b>C9600-LC - C9300-48UXM C9600-LC - C9800-L-F C9600-LC - C9300-48T C9600-LC - C9200-48T</b>					
SFP-10G-SR-S=		52	\$292.73		\$ 15,222
<b>4215 6x25 QSFP and 4x40GB netmod</b>					
FPR4200-FTD-HA-BUN		1	\$0.00		\$ -
FPR4215-NGFW-K9		2	\$48,418.89		\$ 96,838
FPR4K-XNM-8X10G		2	\$2,733.60		\$ 5,467
CON-SNT-FPR4KX10		2	\$2,392.00		\$ 4,784
GLC-TE		2	\$155.96		\$ 312
SFP-10G-SR-S		12	\$309.95		\$ 3,719
CON-SNT-FPR421NG		2	\$42,368.30		\$ 84,737
L-FPR4215T-TMC-5Y		2	\$138,388.50		\$ 276,777
<b>FBC Remote Site Aggregation from PSlightWave PhoneScope switches</b>					
C9300-48T-A		2	\$4,759.67		\$ 9,519
C9300-DNA-A-48-5Y		2	\$4,159.97		\$ 8,320
STACK-T1-1M		2	\$132.48		\$ 265
CAB-SPWR-30CM		2	\$62.93		\$ 126
C9300-NM-8X		2	\$1,538.34		\$ 3,077
CON-SNT-C93004TA		2	\$2,657.51		\$ 5,315
<b>DMZ-Outside Switch</b>					
N9K-C93180-FX3-B8C		1	\$19,698.00		\$ 19,698
CON-L14HR-N9KC93X1		1	\$7,433.88		\$ 7,434
CON-L14HR-N9KC93X1		1	\$7,433.88		\$ 7,434

C1A1TN9300XF-5Y		2		\$9,087.12		\$ 18,174		
QSFP-100G-CU2M		1		\$80.73		\$ 81		
QSFP-100G-CU2M		1		\$80.73		\$ 81		
<b>ISP-Peering Router</b>								
C8500-12X		2		\$36,907.43		\$ 73,815		
DNA-P-T3-A-5Y		2		\$35,784.00		\$ 71,568		
SVS-PSTL1-T3-A5Y		2		\$7,668.00		\$ 15,336		
CON-L1NBD-C85012X5		2		\$42,760.73		\$ 85,521		
<b>FP4215 - ACI L3 BoarderLeaf FP4215 - C9600-LC-48YL</b>								
SFP-25G-SR-S=		24		\$264.96		\$ 6,359		
<b>C8500 - N9K-93180Y FPR4215 - N9K-93180Y</b>								
SFP-10G-SR-S=		32		\$292.73		\$ 9,367		
						\$ -		
<b>Additional Items Added</b>								
EA-6026-CE	Vertical PDUs	6		\$4,457.86		\$ 26,747		
CCH-04U	Fiber Shelf Enclosure	1		\$324.000		\$ 324		
						\$ -		
						\$ -		
<b>SUBTOTAL</b>						\$ 173,278	\$ 2,605,514	\$ -

<b>Work performed by the Subcontractor's own employees</b>			<b>SUBTOTAL</b>	<b>\$ 2,778,792</b>
Overhead	5.0%		Mark-up	\$ 138,940
<b>TOTAL Self Performed Work</b>				<b>\$ 2,917,732</b>

	Description	Quantity	Unit	Unit Cost		Total
	Profit			5%		\$ 145,887
<b>TOTAL Subcontracted Work</b>						<b>\$ 3,063,619</b>

Credit					\$ (956,299)	
Credit 12816-706				Horizontal PDUs reduced to 0	\$ (7,485)	
Credit RV6PPA2U48BK				Patch Panels reduced to 15	\$ (19,795)	
Credit 35441-702				Horizontal Wire Managers rduced to 39	\$ (2,359)	
<b>TOTAL Subcontracted Work</b>					<b>\$ (985,938)</b>	
Bond (if applicable)					0.00%	\$ -
<b>TOTAL FOR THIS CHANGE PROPOSAL</b>					<b>\$ 2,077,681</b>	

**2024-043 Fort Bend County Information Technology Building ASI 002**

Note: BUS-A was 60' and is now 86', BUS-B was 65' and is now 93'

<u>Description</u>	<u>Quantity</u>	<u>Unit</u>	<u>Price</u>	<u>Labor</u>	<u>Unit</u>	<u>Total Material</u>	<u>Total Labor</u>
#10/5C CORD - SOOW 90 DEG	120	M	\$4,135.70	48.75	M	\$496.28	5.85
FD 1G BOX 1x 1/2" HUB - TOP	6	E	\$46.21	0.45	E	\$277.26	2.7
GROUND SCREW W/ INSUL #12 LEAD	6	C	\$32.00	3.75	C	\$1.92	0.225
30A BUS PLUG - BRKR - STD	6	E	\$12.26	1.63	E	\$73.56	9.78
600A BUS DUCT - COPPER	54	E	\$169.34	0.33	E	\$9,144.36	17.82
600A SPRING HANGER - STD BD - COPPER	11	E	\$154.76	0.38	E	\$1,702.36	4.18
600A DROP HANGER - STD BD - COPPER	11	E	\$66.92	0.38	E	\$736.12	4.18
1/4-20x 1 3/4 WEDGE ANCHOR - 1 1/8" MIN DEPTH	12	C	\$33.37	10	C	\$4.00	1.2
1G SGL REC COVER - FS/FD	6	E	\$11.36	8.75	C	\$68.16	0.525
30A 250V 5WIRE 3PH TW-LOCK REC (L21-30R)	12	E	\$59.58	0.48	E	\$714.96	5.76
						<b>\$13,218.99</b>	<b>52.22</b>



## Quotation

**CRAWFORD ELECTRIC SUPPLY RHTX**  
**7701 WEST LITTLE YORK**  
**SUITE 800**  
**HOUSTON, TX 77040**  
**713-476-0788 Fax 713-263-1731**  
**dbean@crawfordelectricsupply.com**

QUOTE DATE	QUOTE NUMBER
08/15/25	S014340271
PAGE NO.	
1 of 2	

QUOTE TO:  
 BRITAIN ELECTRIC CO.  
 P O BOX 53540  
 HOUSTON, TX 77052-3540  
 713-228-6635

SHIP TO:  
 BRITAIN ELECTRIC CO.  
 14149 WESTFAIR E DR  
 HOUSTON, TX 77041  
 713-228-6635

CUSTOMER NUMBER	CUSTOMER ORDER NUMBER	JOB NAME	QUOTED TO		
6793		TSTC ASI 002	DAVID ROOZE		
SALESPERSON		SHIP VIA	FREIGHT ALLOWED	EXPIRATION DATE	
DANIEL BEAN		87B	Yes	11:59pm CT 08/14/25	
ORDER QTY	UPC	DESCRIPTION	UNIT PRICE	U	EXT PRICE
120ea	980130S0162	WIC. SO 10/5 BLK STR 600V MR	4135.710	m	496.29
6ea	3078227439680	CRS FD1 1/2 NPT DEAD END CST IRON FD BOX SNGL GN	46.210	e	277.26
1ea	78032120011	EPCO 20011 7-IN PIGTAIL W/SCR QTY 1 = BAG OF 50	32.000	e	32.00
6ea	785901400141	SQD QO130 1P 30AMP CIRCUIT BREAKER	12.260	e	73.56
54ea		MISC BID ITEM RHOU HOUSTON (DO NOT USE) 54FT OF 600A BUS DUCT COPPER	169.340	e	9144.36
11ea		MISC BID ITEM RHOU HOUSTON (DO NOT USE) 600A SPRING HANGER-STD BD-COPPER	154.760	e	1702.36
11ea		MISC BID ITEM RHOU HOUSTON (DO NOT USE) 600A DROP HANGER-STD BD-COPPER	66.920	e	736.12
100ea	07535277587	PWF 7400SD1-PWR POWER-STUD+ SD1 1/4 X 1-3/4	33.370	c	33.37
6ea	3078227422470	CRS DS21 SNGL GNG SHT STL SURFACE/FLUSH COV 1-7/1	11.360	e	68.16
12ea	0785007213058	P&S L2130-R TURNLOK SGL REC 5W 30A 3P 120/208V	59.580	e	714.96

**TERMS & CONDITIONS**

All transactions are subject to and exclusively governed by our Terms and Conditions of Sale, which are incorporated herein and available at:  
<https://www.crawfordelectricsupply.com/terms#sale>. Additional or conflicting terms are rejected, void, and of no force or effect.

**TAXES NOT INCLUDED**

<b>Subtotal</b>	<b>13278.44</b>
<b>S&amp;H CHGS</b>	<b>0.00</b>
<b>Amount Due</b>	<b>13278.44</b>



# Quotation

**CRAWFORD ELECTRIC SUPPLY RHTX**  
**7701 WEST LITTLE YORK**  
**SUITE 800**  
**HOUSTON, TX 77040**  
**713-476-0788 Fax 713-263-1731**  
**dbean@crawfordelectricsupply.com**

QUOTE DATE	QUOTE NUMBER
08/15/25	S014340271
PAGE NO.	
2 of 2	

QUOTE TO:  
 BRITAIN ELECTRIC CO.  
 P O BOX 53540  
 HOUSTON, TX 77052-3540  
 713-228-6635

SHIP TO:  
 BRITAIN ELECTRIC CO.  
 14149 WESTFAIR E DR  
 HOUSTON, TX 77041  
 713-228-6635

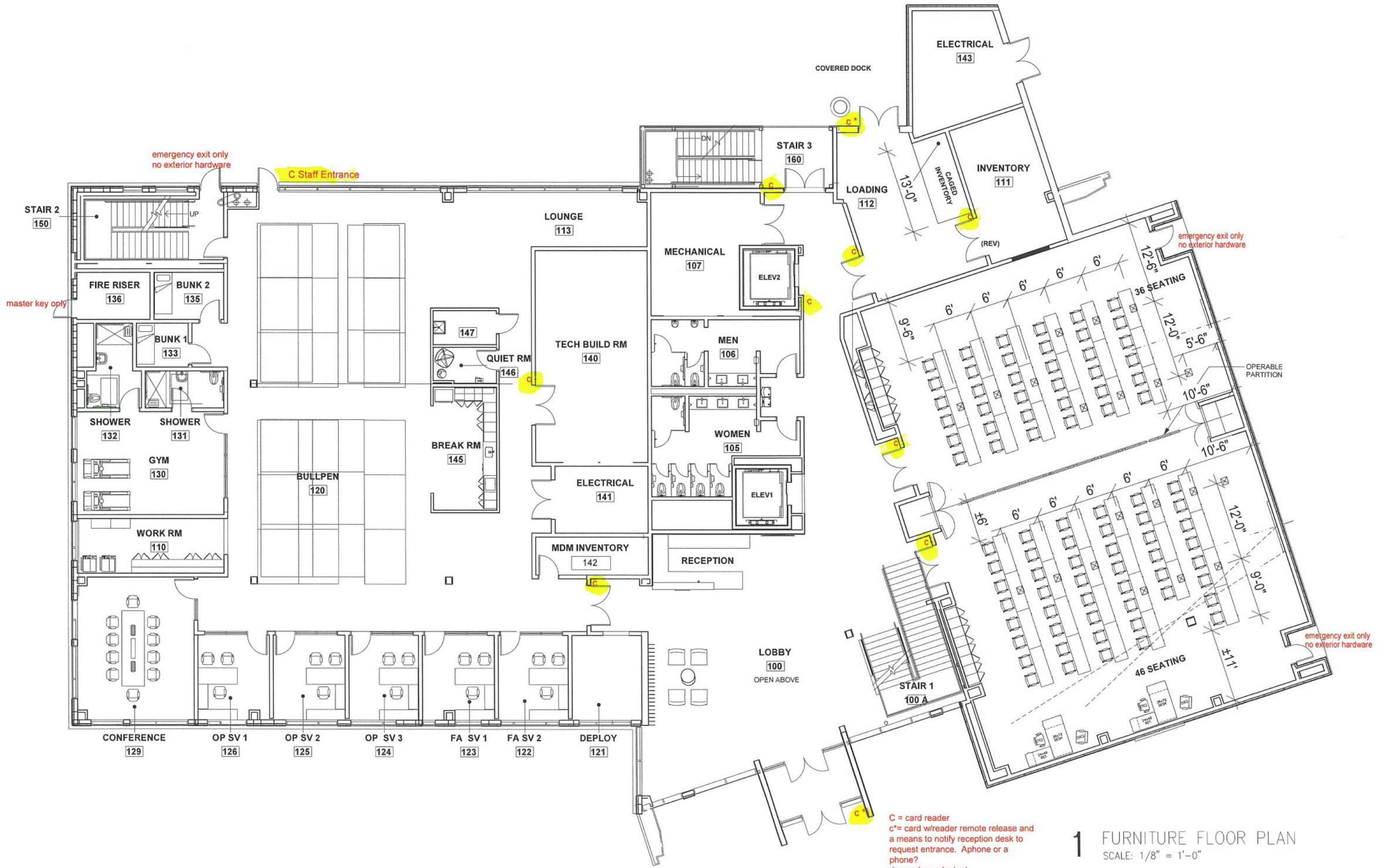
CUSTOMER NUMBER	CUSTOMER ORDER NUMBER	JOB NAME	QUOTED TO	
6793		TSTC ASI 002	DAVID ROOZE	
SALESPERSON		SHIP VIA	FREIGHT ALLOWED	EXPIRATION DATE
DANIEL BEAN		87B	Yes	11:59pm CT 08/14/25

**Terms and Conditions of Sale for Quotes**

- A. Seller assumes no responsibility whatsoever for any interpretation of bid documents, plans, or specifications provided to Seller (i.e., customer shall be solely responsible for ensuring interpretation of such documents, plans and/or specifications and for conformity and appropriateness of all goods and services ordered in comparison to same).
- B. Prices are subject to change at any time prior to shipment unless otherwise agreed in writing signed by an authorized Seller representative.
- C. Pricing and estimated delivery dates are based solely on the quantities and specific products and/or scope of services identified in this quote. Seller may refuse, terminate, or change pricing, estimated dates, and other terms of its offer if customer requests changes or deviations from the original quote. Unless an authorized Seller representative accepts customer's proposed deviations in an explicit signed agreement modifying this quotation, any such proposed deviations are automatically rejected, void, and of no force or effect.
- D. Quotation does not include special mounting or installation hardware, equipment options, accessories, samples, spares, or mock-up equipment unless otherwise noted.
- E. Seller is not responsible for the design of the project or any goods supplied.
- F. Seller reserves the right to increase the pricing quoted herein to account for force majeure events, the imposition of new or increased tariffs, shipping costs, import/export fees, duties, customs, or taxes, currency fluctuations, or increases in commodity or market pricing.
- G. Pre-shipment of anchor bolts is plus freight.
- H. Where applicable, fabrication and shipment of goods can only be made after Seller receives the following: (i) purchase order conforming to this Quotation, (ii) customer's verification and approval of technical information, (iii) approved Submittal Drawings, and (iv) credit approval.
- I. Lead times are strictly estimates. Seller is not responsible for ship dates beyond estimated dates unless Seller's President or VP Finance otherwise explicitly agrees in a signed writing as part of this Quotation and then only to the extent so agreed.
- J. All orders are FCA Shipping Point, prepaid and billed, unless otherwise noted in quote.
- K. Logistic solutions, storage, handling, kitting, expedited or special delivery, testing, including, but not limited to, infrared scanning and NETA testing, spares, start-up, installation, commissioning, arc flash studies, and other services are excluded unless otherwise specified in this quote. Please contact your Seller representative for additional information on any such services if desired.
- L. This quotation and all related transactions are also subject to the applicable manufacturer's published warranties, including all applicable disclaimers, exclusions, and limitations.
- M. This quotation constitutes Seller's confidential information, and customer shall not share or distribute this quotation to third parties other than to the extent reasonably necessary to process the transactions contemplated herein with Seller.
- N. Unless otherwise expressly agreed in a separate writing signed by Seller's President or VP Finance, Seller does not agree and is not subject to any contractual flow-down or pass-through terms from customer, including, but not limited to, DFARS, FARs, Prime Contracts, Minority Business requirements, Buy America Act, etc.

## NEW ACCESS CONTROL per CO#1

Door	Floor	#CR
121	1	1
112B	1	1
160	1	1
140	1	1
120A	1	1
101A	1	1
Elev 2	1	1
112A	1	1
111	1	1
102B	1	1
102A	1	1
260	2	1
209	2	1
202	2	1
200	2	1
240	2	1
240 Hot Zone Doors	2	2
212	2	1
360	3	1
300A	3	1
300B	3	1
301A	3	1
301B	3	1
320	3	1

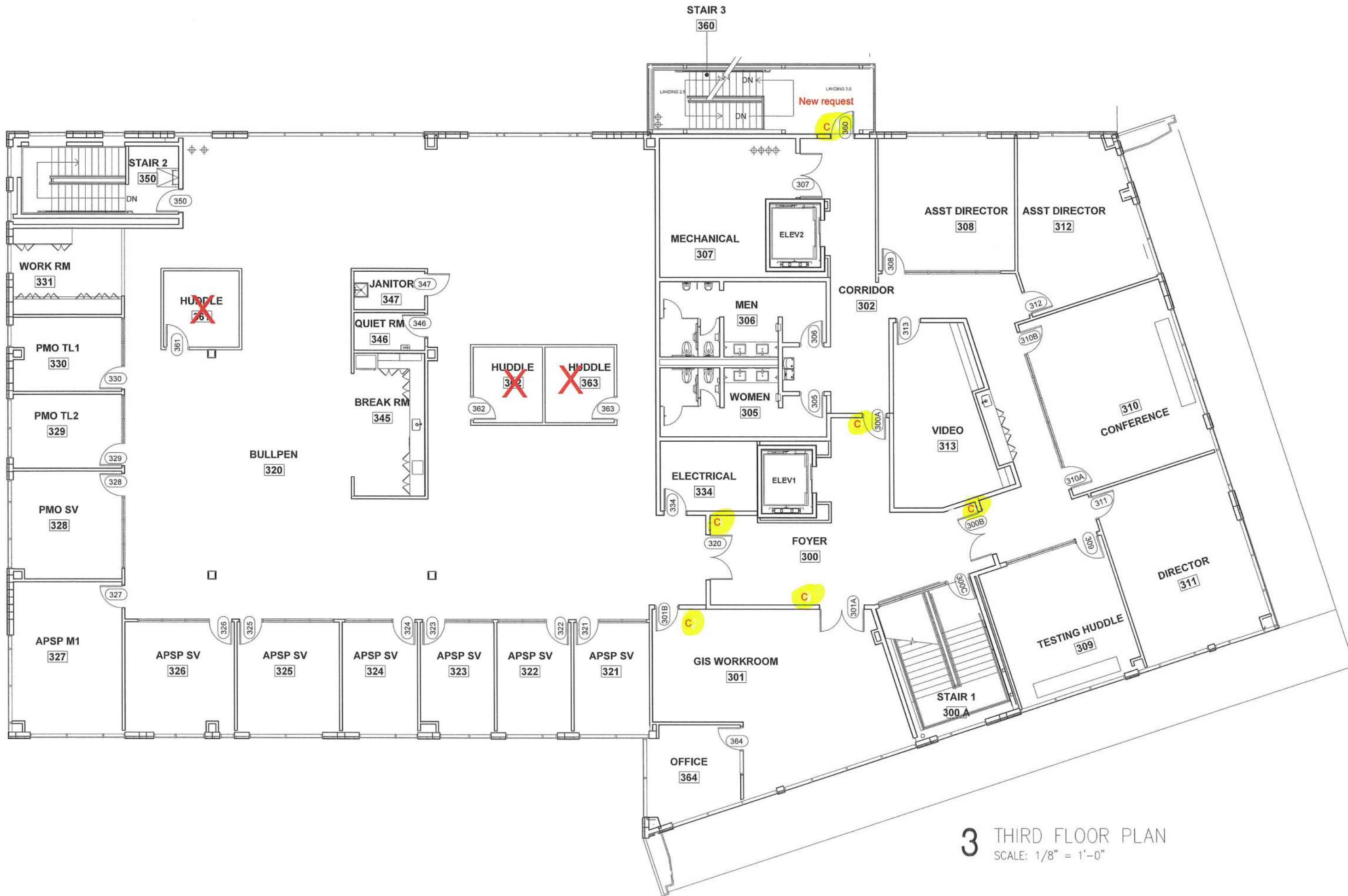


C = card reader  
 C\* = card w/reader remote release and a means to notify reception desk to request entrance. Aphone or a phone? doors always locked.

**1** FURNITURE FLOOR PLAN  
 SCALE: 1/8" = 1'-0"



**2** SECOND FLOOR PLAN  
SCALE: 1/8" = 1'-0"



**3** THIRD FLOOR PLAN  
 SCALE: 1/8" = 1'-0"



**Genesis Cabling Solutions LLC  
FACILITIES PLANNING AND CONSTRUCTION**

**CHANGE PROPOSAL**

**SUBCONTRACTOR**

<b>Genesis Cabling Solutions LLC</b>	<b>CO#5</b>
Company Name	Change Proposal No.
<b>1485 E Sam Houston Parkway</b>	<b>Fort Bend IT Building</b>
Address	Project Name
<b>10/20/2025</b>	<b>Additions of Card Readers</b>
Date	Work Changes Proposal Request No.
<b>N/A</b>	
Architect	

THE BREAKDOWN OF PROPOSED COSTS FOR: WORK CHANGES PROPOSAL REQUEST # CO1 IS AS FOLLOWS:

<b>A. For self-performed work:</b>		
1. Cost of Materials & Supplies	\$ (38,019.66)	
2. Cost of Equipment	\$ 7,466	
3. Cost of Labor <i>(including Burden, see Cost Analysis Form)</i>	\$ 1,663.20	
4. Subtotal	\$ (28,890.16)	
5. Mark-Up <i>See UGC Article 11 [para.11.8.1]</i>	\$ 10,042.45	
<b>6. Subtotal</b>		
<b>B. 7. Total Cost for Lower Tier Subcontractors [if applicable]</b>	\$ (27,977.21)	
8. Mark-Up <i>See UGC Art. 11 [para.11.8.2]</i>	\$ -	
9. Subtotal of Lines 8 & 9 <i>(Part B - Lines 8 &amp; 9 not applicable if no subcontractor is involved)</i>		\$ (27,977.21)
10. Bond <i>(if applicable)</i>		\$ -
<b>TOTAL VALUE OF PROPOSAL</b>		<b>\$ (27,977.21)</b>
<b>C. Total HUB percentage for this Change Proposal is _____%</b>		

*Ricardo Molina*  
Signature (Subcontractor)

# Change in Work - Cost Analysis Form

Project:	Fort Bend IT Building	Date:	11/25/2025
Contractor Name:	Genesis Cabling Solutions LLC	Change Proposal No.	CO5
Description of Change:	Credit for Card Readers		

**Contractor's Own Employees**

	Description	Quantity	Unit	Unit Cost	Labor*	Material	Equipment
	<b>Labor</b>						
	Labor		HR	\$45.00	\$ -		
	Labor Burden		LS	32.00%	\$ -		
	Removed Labor						
	<b>Equipment</b>						
Door 240	CCR Cardreader for cabinets	20	EA	\$ (960.45)		\$ (19,209.00)	
Door 136	Remove Card reader	1	EA	\$ (380.23)		\$ (380.23)	
Door 150B	Remove Card reader	1	EA	\$ (380.23)		\$ (380.23)	
Door 220	Remove Card reader	1	EA	\$ (380.23)		\$ (380.23)	
Door 101	Remove Card reader	1	EA	\$ (380.23)		\$ (380.23)	
Elevator 1	Remove Card reader	1	EA	\$ (380.23)		\$ (380.23)	
REX	Equipment 1 per door request to exit	5	EA	\$ (99.20)		\$ (496.00)	
	Power Supply Charger	3	EA	\$ (339.20)		\$ (1,017.60)	
	Network Communication Module	3	EA	\$ (113.15)		\$ (339.45)	
	3 ft Patch Cord for CCR	3	EA	\$ (17.21)		\$ (51.63)	
	Door Controllers	25	EA	\$ (452.40)		\$ (11,310.00)	
	Controller Mounts	25	EA	\$ (11.29)		\$ (282.25)	
	Jacks	25	EA	\$ (6.25)		\$ (156.25)	
	Patch Cords	50	EA	\$ (13.40)		\$ (670.00)	
	CAT6 Cabling for Controllers	2,000	EA	\$ (0.32)		\$ (640.00)	
	Surface Mount boxes	25	EA	\$ (4.65)		\$ (116.25)	
	Access Power Cable	1,000	EA	\$ (0.89)		\$ (890.00)	
Door 111	Newly Installed Card Reader	1	EA	\$ 380.23			\$ 380.23
Door 102B	Newly Installed Card Reader	1	EA	\$ 380.23			\$ 380.23
Door102A	Newly Installed Card Reader	1	EA	\$ 380.23			\$ 380.23
Door 260	Newly Installed Card Reader	1	EA	\$ 380.23			\$ 380.23
Door 209	Newly Installed Card Reader	1	EA	\$ 380.23			\$ 380.23
Door 202	Newly Installed Card Reader	1	EA	\$ 380.23			\$ 380.23
Door 200	Newly Installed Card Reader	1	EA	\$ 380.23			\$ 380.23
Door 360	Newly Installed Card Reader	1	EA	\$ 380.23			\$ 380.23
Door 301A	Newly Installed Card Reader	1	EA	\$ 380.23			\$ 380.23
Door 301B	Newly Installed Card Reader	1	EA	\$ 380.23			\$ 380.23
240 Hot zone doors	Newly Installed Card Reader	2	EA	\$ 380.23			\$ 760.46
REX	Equipment 1 per door request to exit	12	EA	\$ 99.20			\$ 1,190.40
	Jacks	12	EA	\$ 6.25			\$ 75.00
	Patch Cords	22	EA	\$ 13.40			\$ 294.80
	CAT6 Cabling for Controllers	3,000	EA	\$ 0.32			\$ 960.00
	Surface Mount boxes	12	EA	\$ 4.65			\$ 55.80
	Access Power Cable	2,000	EA	\$ 0.89			\$ 1,780.00
	Door Controllers	12	EA	\$ 452.40			\$ 5,428.80
	Controller Mounts	12	EA	\$ 11.29			\$ 135.48

Door 121	Old Install Card Reader	1	EA	\$ 380.23			\$ 380.23		
Door 112B	Old Install Card Reader	1	EA	\$ 380.23			\$ 380.23		
Door 160	Old Install Card Reader	1	EA	\$ 380.23			\$ 380.23		
Door 140	Old Install Card Reader	1	EA	\$ 380.23			\$ 380.23		
Door 120A	Old Install Card Reader	1	EA	\$ 380.23			\$ 380.23		
Door 101A	Old Install Card Reader	1	EA	\$ 380.23			\$ 380.23		
ELEV 2	Old Install Card Reader	1	EA	\$ 380.23			\$ 380.23		
Door 112A	Old Install Card Reader	1	EA	\$ 380.23			\$ 380.23		
Door 240	Old Install Card Reader	1	EA	\$ 380.23			\$ 380.23		
Door 212	Old Install Card Reader	1	EA	\$ 380.23			\$ 380.23		
Door 300A	Old Install Card Reader	1	EA	\$ 380.23			\$ 380.23		
Door 300B	Old Install Card Reader	1	EA	\$ 380.23			\$ 380.23		
Door 320	Old Install Card Reader	1	EA	\$ 380.23			\$ 380.23		
<b>SUBTOTAL</b>							\$ -	\$ (37,079.58)	\$ 14,483.04

<b>Work performed by the Subcontractor's own employees</b>			<b>SUBTOTAL</b>	<b>\$ (37,079.58)</b>
Additional Cost			Mark-up	\$ 14,483.04
Profit	5.0%		Mark-up	\$ 724.15
OH	5.0%		Mark-up	\$ 724.15
<b>TOTAL</b>				

**Managing Subcontracted work (lower-tier subcontractor change proposal forms must be attached)**

	Description	Quantity	Unit	Unit Cost		Total
	Total Addition					\$ 15,931.34
	Total Credit					\$ (37,079.58)
						\$ -

			<b>SUBTOTAL</b>	<b>\$ (21,148.24)</b>	
			Mark-up		
Shipping Charges	0.0%		Mark-up	\$ -	
Tariff Charges	0.0%		Mark-up	\$ -	
<b>TOTAL Subcontracted Work</b>				<b>\$ (21,148.24)</b>	
Bond (if applicable)				0.00%	\$ -
<b>TOTAL FOR THIS CHANGE PROPOSAL</b>				<b>\$ (21,148.24)</b>	



**CONTRACTOR:** Teal Construction  
**ADDRESS:**  
**CITY, STATE, ZIP:**  
**ATTN:** Amos  
**FAX#:**

**DATE:** October 24, 2025 (Revision #1)  
**ADP JOB #:** 301953  
**JOB NAME:** Fort Bend IT Building  
**REF #:** Misc Changes

The following pricing is for changes made in the returned submittal with regards to electrical hardware and adding opening 121.

	<u>HM</u>	<u>WD</u>	<u>HDWE</u>	<u>AL</u>	<u>LABOR</u>
TOTAL COST	\$461.00	\$1,200.00	\$16,091.00	\$0.00	\$0.00
OH & P 0.00%	\$0.00	\$0.00	\$0.00	\$0.00	\$0.00
SHIPPING & HANDLING	\$0.00	\$0.00	\$0.00	\$0.00	\$0.00
MACH SETUP FEE	\$0.00	\$0.00	\$0.00	\$0.00	\$0.00
HDWE COOR FEE	\$0.00	\$0.00	\$0.00	\$0.00	\$0.00
MOBILIZATION FEE	\$0.00	\$0.00	\$0.00	\$0.00	\$0.00
FREIGHT OUT	\$0.00	\$0.00	\$0.00	\$0.00	\$0.00
	\$461.00	\$1,200.00	\$16,091.00	\$0.00	\$0.00

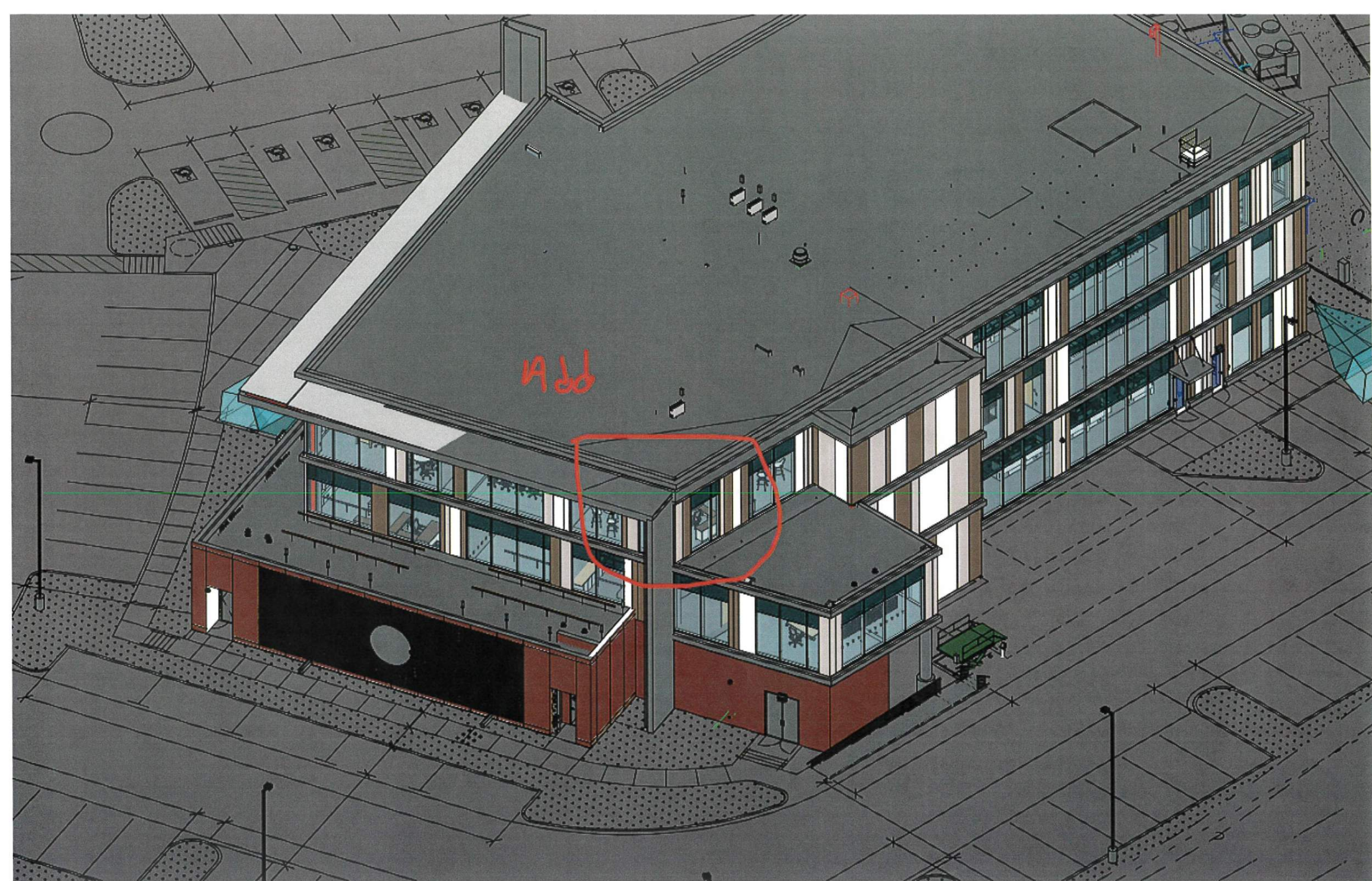
SUB TOTAL	\$17,752.00
TAX 0.00%	\$0.00
GRAND TOTAL	\$17,752

**Accepted by:** \_\_\_\_\_

**Date:** \_\_\_/\_\_\_/\_\_\_

## New Camera Schedule per CO#1

Camera	Floor	Original Angle	QTY
1.C03	1	180	1
2.C11	2	180	1
S.C03	Site	360	1
S.C04	Site	180	1
S.C08	Site	180	1
Roof Top Added	Site	180	1
1.C06	1	360	1
1.C12	1	360	1
2.C05	2	360	1
2.C09	2	360	1
3.C04	3	360	1
3.C05	3	360	1
S.C01	Site	360	1
S.C10	Site	360	1
S.C12	Site	360	1
S.C06	Site	360	1
1.C01	1	Fixed	1
1.C04	1	Fixed	1
1.C07	1	Fixed	1
1.C08	1	Fixed	1
1.C09	1	Fixed	1
1.C10	1	Fixed	1
2.C01	2	Fixed	1
2.C10	2	Fixed	1
2.C12	2	Fixed	1
3.C01	3	Fixed	1
S.C05	Site	Fixed	1
Data Center Relocated	2	Fixed	3

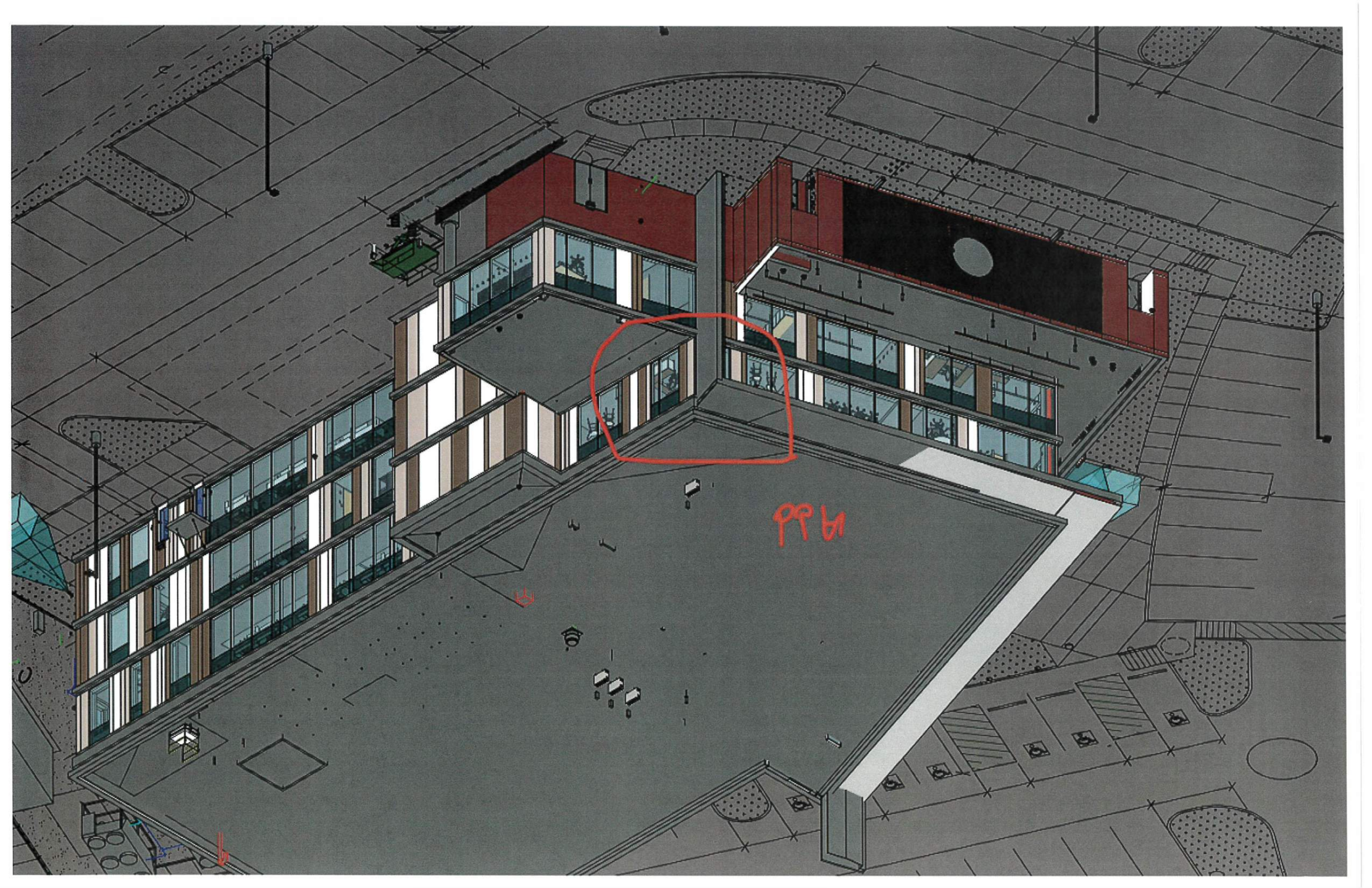












# Change in Work - Cost Analysis Form

Project:	Fort Bend IT Building	Date:	11/10/2025
Contractor Name:	Genesis Cabling Solutions LLC	Change Proposal No.	CO4
Description of Change:	Equipment Reduction for Cameras		

**Contractor's Own Employees**

	Description	Quantity	Unit	Unit Cost	Labor*	Material	Equipment
	<b>Labor</b>						
	Laborer - Administration	8	HR	\$45.00	\$ 360		
	Labor	-46	HR	\$45.00	\$ (2,070)		
	Labor Burden		LS	20.00%	\$ 72		
	<b>Equipment</b>						
	Cat6	3,000	EA	\$ (0.32)		\$ (960.00)	
	jacks	21	EA	\$ (6.25)		\$ (131.25)	
	Patch cords 10ft	21	EA	\$ (14.25)		\$ (299.25)	
	Patch cords 20ft	21	EA	\$ (13.00)		\$ (273.00)	
Original Count 29	Fixed Cameras New quantity Fixed Cameras 14	15	EA	\$ (661.71)		\$ (9,925.65)	
Original Count 12	180 Cameras New quantity 180 Cameras 5	6	EA	\$ (1,043.47)		\$ (6,260.82)	
Original Count 10	360 Cameras New quantity 360 Cameras 11	0	EA	\$ (967.12)		\$ -	
	Converting (1) 180 to a 360	1	EA	\$ (76.35)		\$ (76.35)	
	Converting (1) Fixed to a 360	1	EA	\$ (305.41)		\$ (305)	
	<b>SUBTOTAL</b>				\$ (1,638.00)	\$ (18,231.73)	\$ -

<b>Work performed by the Subcontractor's own employees</b>	<b>SUBTOTAL</b>	<b>\$ (19,869.73)</b>
Profit	0.0%	Mark-up \$ -
		Mark-up
		Mark-up
<b>TOTAL Self Performed Work</b>		<b>\$ (19,869.73)</b>

**Managing Subcontracted work (lower-tier subcontractor change proposal forms must be attached)**

	Description	Quantity	Unit	Unit Cost			Total
	<b>Overhead</b>						\$ -
							\$ -
							\$ -

	<b>SUBTOTAL</b>	<b>\$ -</b>
		Mark-up
Shipping Charges	0.0%	Mark-up \$ -
Tariff Charges	0.0%	Mark-up \$ -
<b>TOTAL Subcontracted Work</b>		<b>\$ -</b>
Bond (if applicable)		0.00% \$ -
<b>TOTAL FOR THIS CHANGE PROPOSAL</b>		<b>\$ (19,869.73)</b>

## CO4 Camera Reduction Counts

Fixed cameras - 29 → 13 cameras

180 Camera - 12 → 8 cameras

360 Camera - 10 → 10 cameras

## CO5 CARD READER ADD ONS

Card Readers 16 → 23

Door Controller 39 → 46

Controller Mounts 39 → 46

Surface box: 39 → 46

REX's 16 → 23

Locks 16 → 23

# QUOTATION

Date: 12/17/2024  
 Quote #: Q00CZ7LN  
 Customer: 411141

Communications Supply Corp (a WESCO company)  
 Send Purchase Orders to Communications Supply Corp.  
 2301 Patriot Blvd. Glenview, IL 60026-8020

**Customer**

GENESIS CABLING SOLUTIONS LLC  
 1485 E SAM HOUSTON PARKWAY 160  
 PASADENA, TX 77503  
 Xavier Steptoe  
 Phone: (832)758-3298  
 Fax: --  
 Email: estimating@gencabling.com

Security Quote for Fort Bend County IT Building

Line	Quantity	Part Number and Description	UM	Unit Price	Extended Price
1	5000	B658AFJ 658AFJ 0041000 18-4C+22-3P+22-2C+22-4C STR BCFRPVC/FRPVC IND SHD PVDF JKT YEL CMP	MF	892.63	4,463.15
2	29	10244159 XND-C7083RV 4MP AI IR INDOOR DOME 2.8-10MM, 3.6X MOTORIZED VARIFOCAL	EA	661.71	19,189.59
3	12	10331436 PNM-C9022RV PANORAMIC MULTI-SENSOR CAMERA, FOV: H209, V:60, 8MP @ 20FPS	EA	1043.47	12,521.64
4	3	10264241 PNM-9085RQZ1 NETWORK PTRZ DOME CAMERA MULTI-SENSOR MULTI- DIRECTIONAL4 SENSO X5MP, MAX8MP	EA	1934.24	5,802.72
5	7	10418196 PNM-C16013RVQ 4 CHANNEL MINI MULTI- DIRECTIONAL AI IR CAMERA. 15FPS AT 4MP	EA	967.12	6,769.84
6	2	10335537 XNF-9013RV POWERED BY WN7, 1/2.3" 12MP CMOS, MAX RESOLUTION 3008X3008 @ 30FPS	EA	702.43	1,404.86

Wesco may charge you storage and transportation fees if you do not take possession or accept delivery of the above products within ninety (90) days or agreed upon terms from such products being available for delivery or pick-up.

BY ACCEPTING THIS QUOTE, YOU AGREE THAT THE TERMS AND CONDITIONS OF SALE PUBLISHED AT [WWW.WESCO.COM/TERMSOFSALE](http://WWW.WESCO.COM/TERMSOFSALE) ARE EXPRESSLY INCORPORATED INTO AND SHALL GOVERN THIS TRANSACTION.

# QUOTATION

Date: 12/17/2024  
 Quote #: Q00CZ7LN  
 Customer: 411141

Communications Supply Corp (a WESCO company)  
 Send Purchase Orders to Communications Supply Corp.  
 2301 Patriot Blvd. Glenview, IL 60026-8020

Security Quote for Fort Bend County IT Building

Line	Quantity	Part Number and Description	UM	Unit Price	Extended Price
7	1	10460714 WRR-P-S204W-128TB 2U WISENET WAVE NETWORK VIDEO RECORDER WITH 4 PROFESSIONAL LICENSES, WISENET	EA	16268.00	16,268.00
8	7	715752 S-RACK-006 EIDC32 RACKMOUNT ADAPTER - CONVENIENTLY	EA	107.37	751.59
9	3	10216108 EFLOW104NX16V 24VDC@10A, 16 FUSE, FAI XL ENC	EA	339.20	1,017.60
10	1	668613 LINQ2 NETWORK COMM. MODULE USE W/2 EFLOW SERIES PWR SUPPLIER	EA	113.15	113.15
11	3	Non-Stock CA22106003 3 FT PATCH CORD -- --	EA	13.40	40.20
12	22	10003102 14668-001 SECURITY SYSTEM RFID EL LOCK FOR GLOBAL & TERRAFRAME CABINET SYSTEMS	EA	960.45	21,129.90
13	4000	CMP-00424IBDN-7U-05 2413 004U1000 23-4P UTP-CMP SOL BC CAT6 FRPO/FEP/FRLSPVC YELLOW 1000FTNONBONDED-PAIR BOXES	MF	319.00	1,276.00
14	39	408292 AX104190 1-PORT MOD JACK 8W8P UTP T568A/B CAT6 IP5 KEYCONNECT DARK RED	EA	6.50	253.50
15	78	Non-Stock CA22106003 3FT BLUE PATCH CORDS TO CONNECT DOOR CONTROLLER TO MOUNT BOX TO BE ROUT	EA	13.40	1,045.20

Wesco may charge you storage and transportation fees if you do not take possession or accept delivery of the above products within ninety (90) days or agreed upon terms from such products being available for delivery or pick-up.

BY ACCEPTING THIS QUOTE, YOU AGREE THAT THE TERMS AND CONDITIONS OF SALE PUBLISHED AT [WWW.WESCO.COM/TERMSOFSALE](http://WWW.WESCO.COM/TERMSOFSALE) ARE EXPRESSLY INCORPORATED INTO AND SHALL GOVERN THIS TRANSACTION.

# QUOTATION

Date: 12/17/2024  
 Quote #: Q00CZ7LN  
 Customer: 411141

Communications Supply Corp (a WESCO company)  
 Send Purchase Orders to Communications Supply Corp.  
 2301 Patriot Blvd. Glenview, IL 60026-8020

Security Quote for Fort Bend County IT Building

Line	Quantity	Part Number and Description	UM	Unit Price	Extended Price
16	39	372308 AX102652 KEYCONNECT SIDE-ENTRY BOX WITHSHUTTER DOOR, 2 PORT ELEC WHITE	EA	4.65	181.35
17	39	320967 S-EIDC32 E-IDC - POE NETWORK DOOR CONTROLLER SUPPORTS ONE DOOR (IN ONLY)	EA	452.40	17,643.60
18	39	299614 S-SMB-5075 SURFACE MOUNTED BOX FOR ACCESS CONTROL	EA	11.29	440.31
19	16	956917 R-MEXIT-CHAR MINI METAL SURFACE MOUNT EXIT SENSITIVE BUTTON - CHARCOAL COLOR	EA	99.20	1,587.20
20	16	540412 HID-5395 HID SLIM LINE II PROX READER	EA	380.23	6,083.68
21	50	241604 1326LMSMV PROXCARD II, PROGRAMMABLE F-MATTE, B-HID LOGO, MATCH #, VERTICAL SLOT	EA	2.13	106.50
22	265	324720 JP2W-L20 J-PRO J-HOOK 2" CAPACITY WALL MOUNT ROHS	EA	2.54	673.10
23	3	758768 CWC6 6' CEILING GRID WIRE 12GA W/ CLIP & POWD 100/PK	PK	135.07	405.21
24	2	027006 430 POLY LINE BUCKET 6500 FEET 210 LBS BREAK STRENGTH SAME AS GREENLEE 430	BX	49.50	99.00

Wesco may charge you storage and transportation fees if you do not take possession or accept delivery of the above products within ninety (90) days or agreed upon terms from such products being available for delivery or pick-up.

BY ACCEPTING THIS QUOTE, YOU AGREE THAT THE TERMS AND CONDITIONS OF SALE PUBLISHED AT [WWW.WESCO.COM/TERMSOFSALE](http://WWW.WESCO.COM/TERMSOFSALE) ARE EXPRESSLY INCORPORATED INTO AND SHALL GOVERN THIS TRANSACTION.

# QUOTATION

**Date:** 12/17/2024  
**Quote #:** Q00CZ7LN  
**Customer:** 411141

Communications Supply Corp (a WESCO company)  
 Send Purchase Orders to Communications Supply Corp.  
 2301 Patriot Blvd. Glenview, IL 60026-8020

Security Quote for Fort Bend County IT Building

Line	Quantity	Part Number and Description	UM	Unit Price	Extended Price
25	2	9784376 30993 3/4" CRANBERRY FR LINEAL VELCRO BRAND ONE-WRAP ON 25 YARD ROLL	EA	28.21	56.42
26	12	10000587 SBP-390WMW2 WALL MOUNT FOR OUTDOOR PTZS FULL SZ, 2X KNOCK OUT BUILT-INWHITE	EA	109.44	1,313.28
27	3	10000587 SBP-390WMW2 WALL MOUNT FOR OUTDOOR PTZS FULL SZ, 2X KNOCK OUT BUILT-INWHITE	EA	109.44	328.32
28	1	964921 WAVE-PRO-48 WAVE PROFESSIONAL LICENSE ENABLES FORTY-EIGHT IP STREAM RECORDING	EA	4031.37	4,031.37
29	2	954300 WAVE-PRO-01 WAVE, 1X IP CAMERA LICENSE	EA	83.99	167.98
30	15	1042833 SBP-300WMW1 WALL MOUNT, PF 1 1/2", WHITE	EA	47.40	711.00
31	7	10432532 SBP-140CMB CEILING MOUNT, ALUMINUM WHITE DIMENSIONS: 86X71MM, WEIGHT 230G(0.51LB)	EA	21.00	147.00

**Quote Total: 126,022.26**

Wesco may charge you storage and transportation fees if you do not take possession or accept delivery of the above products within ninety (90) days or agreed upon terms from such products being available for delivery or pick-up.

BY ACCEPTING THIS QUOTE, YOU AGREE THAT THE TERMS AND CONDITIONS OF SALE PUBLISHED AT [WWW.WESCO.COM/TERMSOFSALE](http://WWW.WESCO.COM/TERMSOFSALE) ARE EXPRESSLY INCORPORATED INTO AND SHALL GOVERN THIS TRANSACTION.



# QUOTATION

**Date:** 12/17/2024  
**Quote #:** Q00CZ7LN  
**Customer:** 411141

Communications Supply Corp (a WESCO company)  
Send Purchase Orders to Communications Supply Corp.  
2301 Patriot Blvd. Glenview, IL 60026-8020

---

Security Quote for Fort Bend County IT Building

**TERMS:** NET60  
**Freight Terms:** PPD/CHARGE  
**Shipment:** MATERIAL IN WESCO ANIXTER INVENTORY IS SUBJECT TO PRIOR SALE  
**Notes:** ORDER ACCEPTANCE BASED UPON PRIOR CREDIT APPROVAL.  
ALL MATERIAL NON-RETURNABLE WITH RETURN AUTHORIZATION.  
**Currency:** USD

Please refer all inquiries to:

**William Davis**  
Phone: (832)707-8711  
Mobile: --  
Fax: --  
william.davis@anixter.com

7400 Security Way  
JERSEY VILLAGE, TX 77040  
US

**Comments:**

\*QUOTE VALID FOR 20 DAYS FROM DATE OF ISSUE\*\*

Wesco may charge you storage and transportation fees if you do not take possession or accept delivery of the above products within ninety (90) days or agreed upon terms from such products being available for delivery or pick-up.

BY ACCEPTING THIS QUOTE, YOU AGREE THAT THE TERMS AND CONDITIONS OF SALE PUBLISHED AT [WWW.WESCO.COM/TERMSOFSALE](http://WWW.WESCO.COM/TERMSOFSALE) ARE EXPRESSLY INCORPORATED INTO AND SHALL GOVERN THIS TRANSACTION.

# Change in Work - Cost Analysis Form

Project:	Fort Bend IT Building	Date:	6/13/2025
Contractor Name:	Genesis Cabling Solutions LLC	Change Proposal No.	CO1
Description of Change:	Removal of projectors, screens and hardware.		
	Installation of 98" displays, mounts and hardware.		

**Contractor's Own Employees**

	Description	Quantity	Unit	Unit Cost	Labor*	Material	Equipment
	<b>Labor</b>						
	Laborer - Administration	2	HR	\$45.00	\$ 90		
	Labor	35	HR	\$45.00	\$ 1,575		
	Labor Burden	1	LS	32.00%	\$ 533		
	<b>Equipment</b>						
	LG 98UM5K-B 98" 3840 x 2160 UHD Display - Black	2	EA	\$ 10,833.00			\$ 21,666.00
	Chief XTM1U XL Fusion® Micro-Adjustable Tilt Mount	2	EA	\$ 496.00			\$ 992.00
	Misc.Cabling & Hardware	2	EA	\$ 100.00			\$ 200.00
	Projectors	2	EA	\$(12,780.00)		\$ (25,560.00)	
	Draper	2	EA	\$ (676.38)		\$ (1,352.76)	
Mount	Draper	2	EA	\$ (1,127.66)		\$ (2,255.32)	
Screen	Draper	2	EA	\$ (2,636.00)		\$ (5,272)	
					\$ 2,197.80	\$ (34,440.08)	\$ 22,858

<b>Credit</b>			<b>SUBTOTAL</b>	<b>\$ (34,440.08)</b>
Additiion				\$ 25,055.80
Profit	5.0%			\$ 1,252.79
Overhead	5.0%			\$ 1,252.79
<b>TOTAL Self Performed Work</b>				<b>\$ 27,561.38</b>

**Managing Subcontracted work (lower-tier subcontractor change proposal forms must be attached)**

	Description	Quantity	Unit	Unit Cost			Total
	Overhead						
							\$ -
							\$ -

			<b>SUBTOTAL</b>	<b>\$ (6,878.70)</b>
Credit			Mark-up	
Shipping Charges	7.5%		Mark-up	\$ 2,067.10
Tariff Charges	5.5%		Mark-up	1,515.88
<b>TOTAL Subcontracted Work</b>				<b>\$ (3,295.72)</b>
Bond (if applicable)				0.00% \$ -
<b>TOTAL FOR THIS CHANGE PROPOSAL</b>				<b>\$ (3,295.72)</b>



[Shop all Draper](#)



## Draper 139117 Access E, 137 Diagonal, 16:10 Format, XT1000

139117 | DF-139117

### Key Features

Compare

- Case dimensions are 7-3/8" high x 8-1/16" deep (19 cm x 20 cm), includes trim flange. Built-in controls may increase case length. Mounting brackets may add to case dimensions, see Submittal in the Technical Documents tab for details.
- Maximum image width up to 16' (488 cm) wide, depending on surface selection.
- The standard Access is a good alternative whenever the above-ceiling space permits. Access Fit is recommended when space is at a

★ [Special Order](#)

Available for Pick Up	Stock
Houston	0

Available to Ship	Stock
Dallas Hub	0
Nationwide	0

[Check Stock Availability](#)

- Overview**
- Specifications
- Documents

**\$2,626<sup>26</sup>**

PRODUCT IS NON-RETURNABLE

- Free Store Pickup
- Add this item for **Free Delivery** on your entire order

- 1 + [Add to Cart](#)

[Add To List](#) | [Save for Later](#) | [Data Sheets](#)

[Report Incorrect Product Information](#)




FEEDBACK






# DRAFT INVOICE






**Creation Networks**




Creation Networks  
 1001 Shary Circle, Suite 1, Concord, California, United States  
 sales@creationnetworks.net | 888-230-3661 | 94518  
 creationnetworks.net

Invoice Number: #D4287  
 Order Date: 2024-09-24 14:11:49

Items	Qty	Price	Discount	Tax	Tax Amount	Subtotal
 <b>Crestron DM-TX-4KZ-100-C-1G-B-T DigitalMedia 8G+ 4K60 4:4:4 HDR Wall Plate Transmitter, Black</b> SKU: DM-TX-4KZ-100-C-1G-B-T	12	\$1,100.00	\$5,280.00	California State Tax: 6% Contra Costa County Tax: 0.25% Concord City Tax: 1% Contra Costa County District Tax Sp: 1.5% Contra Costa Co Local Tax Sl: 1%	\$0.00	\$13,200.00
 <b>Crestron DM-RMC-4KZ-SCALER-C DigitalMedia 8G+ 4K60 4:4:4 HDR Receiver and Room Controller with Scaler</b> SKU: DM-RMC-4KZ-SCALER-C	14	\$1,980.00	\$11,088.00	California State Tax: 6% Contra Costa County Tax: 0.25% Concord City Tax: 1% Contra Costa County District Tax Sp: 1.5% Contra Costa Co Local Tax Sl: 1%	\$0.00	\$27,720.00
 <b>QSC Unified Core Processor - Core 110f V2 Q-SYS network + analog I/O processor (v2)</b> SKU: CORE 110f-v2	2	\$4,210.00	\$2,526.00	California State Tax: 6% Contra Costa County Tax: 0.25% Concord City Tax: 1% Contra Costa County District Tax Sp: 1.5% Contra Costa Co Local Tax Sl: 1%	\$0.00	\$8,420.00

Items	Qty	Price	Discount	Tax	Tax Amount	Subtotal
 <b>QSC I/O USB Bridge</b> SKU: I/O USB Bridge	2	\$2,085.00	\$1,251.00	California State Tax: 6% Contra Costa County Tax: 0.25% Concord City Tax: 1% Contra Costa County District Tax Sp: 1.5% Contra Costa Co Local Tax Sl: 1%	\$0.00	\$4,170.00
 <b>Crestron TSW-1070-B-S 10.1 in. Wall Mount Touch Screen (Black, Smooth)</b> SKU: TSW-1070-B-S	4	\$3,050.00	\$4,880.00	California State Tax: 6% Contra Costa County Tax: 0.25% Concord City Tax: 1% Contra Costa County District Tax Sp: 1.5% Contra Costa Co Local Tax Sl: 1%	\$0.00	\$12,200.00
 <b>Crestron TSS-1070-T-B-S-LB KIT 10.1 in. Room Scheduling Touch Screen for Microsoft Teams Black Smooth, includes TSW-1070-LB-B-S light bar</b> SKU: TSS-1070-T-B-S-LB KIT	7	\$1,012.00	\$474.62	California State Tax: 6% Contra Costa County Tax: 0.25% Concord City Tax: 1% Contra Costa County District Tax Sp: 1.5% Contra Costa Co Local Tax Sl: 1%	\$0.00	\$7,084.00
 <b>Crestron 4-Series Control System - CP4</b> SKU: CP4	6	\$2,200.00	\$5,280.00	California State Tax: 6% Contra Costa County Tax: 0.25% Concord City Tax: 1% Contra Costa County District Tax Sp: 1.5% Contra Costa Co Local Tax Sl: 1%	\$0.00	\$13,200.00
 <b>Crestron Multisurface Mount Kit for TSW-770 and TSW-1070 Series (Angled, Black Smooth) - TSW-770/1070-MSMK-ANG-B-S</b> SKU: TSW-770/1070-MSMK-ANG-B-S	7	\$39.00	\$109.20	California State Tax: 6% Contra Costa County Tax: 0.25% Concord City Tax: 1% Contra Costa County District Tax Sp: 1.5% Contra Costa Co Local Tax Sl: 1%	\$0.00	\$273.00

Items	Qty	Price	Discount	Tax	Tax Amount	Subtotal
 <b>Crestron DM-NVX-360 DM NVX® 4K60 4:4:4 HDR Network AV Encoder-Decoder</b> SKU: DM-NVX-360	4	\$1,545.00	\$2,472.00	California State Tax: 6% Contra Costa County Tax: 0.25% Concord City Tax: 1% Contra Costa County District Tax Sp: 1.5% Contra Costa Co Local Tax Sl: 1%	\$0.00	\$6,180.00
 <b>Crestron HD-PS622 8x2 4K60 4:4:4 HDR Presentation System</b> SKU: HD-PS622	2	\$5,280.00	\$4,224.00	California State Tax: 6% Contra Costa County Tax: 0.25% Concord City Tax: 1% Contra Costa County District Tax Sp: 1.5% Contra Costa Co Local Tax Sl: 1%	\$0.00	\$10,560.00
 <b>QSC SPA2-200 EnergyStar Power Amplifiers</b> SKU: SPA2-200	2	\$825.00	\$495.00	California State Tax: 6% Contra Costa County Tax: 0.25% Concord City Tax: 1% Contra Costa County District Tax Sp: 1.5% Contra Costa Co Local Tax Sl: 1%	\$0.00	\$1,650.00
 <b>Crestron MPC3-302-W 3-Series® Media Presentation Controller 302 (White)</b> SKU: MPC3-302-W	6	\$1,380.00	\$3,312.00	California State Tax: 6% Contra Costa County Tax: 0.25% Concord City Tax: 1% Contra Costa County District Tax Sp: 1.5% Contra Costa Co Local Tax Sl: 1%	\$0.00	\$8,280.00
 <b>Barco ClickShare CX-50 Gen 2 Premium conferencing solution - R9861622USB2</b> SKU: R9861622USB2	9	\$3,450.00	\$6,210.00	California State Tax: 6% Contra Costa County Tax: 0.25% Concord City Tax: 1% Contra Costa County District Tax Sp: 1.5% Contra Costa Co Local Tax Sl: 1%	\$0.00	\$31,050.00

Items	Qty	Price	Discount	Tax	Tax Amount	Subtotal
 <b>Panasonic PT-RCQ80BU 8,000 Lumens, Laser, WUXGA Resolution (1,920 x 1,200), DLP Projector, 4K Signal Input, optional SLOT NX interface boards (Black)</b> SKU: PT-RCQ80BU	2	\$12,780.00	\$1,278.00	California State Tax: 6% Contra Costa County Tax: 0.25% Concord City Tax: 1% Contra Costa County District Tax Sp: 1.5% Contra Costa Co Local Tax Sl: 1%	\$0.00	\$25,560.00
 <b>QSC Microsoft Teams Room software license (Core 110) - SLMST-110-P</b> SKU: SLMST-110-P	2	\$700.00	\$420.00	California State Tax: 6% Contra Costa County Tax: 0.25% Concord City Tax: 1% Contra Costa County District Tax Sp: 1.5% Contra Costa Co Local Tax Sl: 1%	\$0.00	\$1,400.00
 <b>C2G 10ft (3m) C2G Performance Series Certified Ultra High Speed HDMI™ Cable - 8K 60Hz - C2G10455</b>	20	\$76.99	\$384.95	California State Tax: 6% Contra Costa County Tax: 0.25% Concord City Tax: 1% Contra Costa County District Tax Sp: 1.5% Contra Costa Co Local Tax Sl: 1%	\$0.00	\$1,539.80

# CERTIFICATE OF INTERESTED PARTIES

FORM **1295**

1 of 1

Complete Nos. 1 - 4 and 6 if there are interested parties.  
 Complete Nos. 1, 2, 3, 5, and 6 if there are no interested parties.

**OFFICE USE ONLY  
 CERTIFICATION OF FILING**

**Certificate Number:**  
 2025-1403622

**Date Filed:**  
 12/29/2025

**Date Acknowledged:**  
 01/08/2026

**1 Name of business entity filing form, and the city, state and country of the business entity's place of business.**  
 Teal Construction Company  
 Houston, TX United States

**2 Name of governmental entity or state agency that is a party to the contract for which the form is being filed.**  
 Fort Bend County

**3 Provide the identification number used by the governmental entity or state agency to track or identify the contract, and provide a description of the services, goods, or other property to be provided under the contract.**  
 RFP 24-064  
 Construction of Information Technology Building CO1

4	Name of Interested Party	City, State, Country (place of business)	Nature of interest (check applicable)	
			Controlling	Intermediary
	Teal Construction Company	Houston, TX United States	X	

**5 Check only if there is NO Interested Party.**

**6 UNSWORN DECLARATION**

My name is \_\_\_\_\_, and my date of birth is \_\_\_\_\_.

My address is \_\_\_\_\_, \_\_\_\_\_, \_\_\_\_\_, \_\_\_\_\_.  
(city) (state) (zip code) (country)

I declare under penalty of perjury that the foregoing is true and correct.

Executed in \_\_\_\_\_ County, State of \_\_\_\_\_, on the \_\_\_\_\_ day of \_\_\_\_\_, 20\_\_\_\_.  
(month) (year)

\_\_\_\_\_  
 Signature of authorized agent of contracting business entity  
 (Declarant)