

ORDER APPROVING TREASURER'S MONTHLY REPORT

On the 24th day of November 2025, the Commissioners Court of Fort Bend County met in regular session. Upon motion by Commissioner Meyers and seconded by Commissioner Morales, the Commissioners Court approved and entered this order.


In compliance with Texas Local Government Code §114.026, the Commissioners Court have compared and examined the treasurer's report for the term of August 2025 and have determined that the report is correct. The court hereby approves the report and directs the clerk to enter the order in the minutes of the Court.

This order incorporates the treasurer's report for the term herein above stated (a copy of which report is attached hereto) as though fully expressed herein, said report separately stating the amount received and paid from each fund since the county treasurer's preceding report and any balance remaining in the treasurer's custody.

Further, the affidavits are approved and this Court orders that the same be published once in the newspaper or, on the county's Internet website.

Approved this 24th day of November 2025.

By: _____


KP George,
Fort Bend County Judge

§114.026. COUNTY TREASURER'S REPORT TO COMMISSIONERS COURT AT REGULAR TERM.

(a) At each regular term of the commissioner's court, the county treasurer shall make a detailed report of:

- (1) money received and disbursed;
- (2) debts due to and owed by the county; and
- (3) all other proceedings in the treasurer's office.

(b) At each regular term of the commissioner's court, the county treasurer shall exhibit the books and accounts of the treasurer's office for the inspection of the court and shall submit the vouchers relating to the books and accounts for audit and approval.

(c) After the commissioner's court has compared and examined the treasurer's report and has determined that the report is correct, the court shall enter an order in its minutes approving the report. The order must separately state the amount received and paid from each fund since the county treasurer's preceding report and any balance remaining in the treasurer's custody. The court shall properly credit the treasurer's accounts.

(d) Before the adjournment of each regular term of the commissioner's court, the county judge and each county commissioner shall give an affidavit stating that the requirements of Subsection (c) have been met at that term. The affidavit must state the amount of the cash and other assets that are in the custody of the county treasurer at the time of the examination. The affidavits must be filed with the county clerk and must be recorded in the minutes of the court for the term in which the affidavits are filed. The affidavits must be published once in a newspaper published in the county if there is such a newspaper or, if the county has an Internet website, on the county's website.

FORT BEND COUNTY TREASURER'S MONTHLY REPORT
CASH AND INVESTMENT ACTIVITY
August 31, 2025

FUND	DESCRIPTION	BEGINNING BALANCE	DEPOSITS	WITH-DRAWALS	ENDING BALANCE	INVESTMENTS	TREASURER'S TOTAL ENDING BALANCE
100	General Operating	2,540,981.15	140,469,208.03	130,630,973.10	12,379,216.08	190,796,289.96	203,175,506.04
150	Juvenile Operations	694,486.31	2,162,344.51	1,767,985.05	1,088,845.77	3,542,887.98	4,631,733.75
155	Road & Bridge	618,992.86	1,617,215.10	1,875,690.25	360,517.71	14,474,111.76	14,834,629.47
160	Drainage District	368,584.49	1,597,446.25	1,126,657.26	839,373.48	20,851,303.91	21,690,677.39
170	Statue Restoration	4,658.10	0.99	-	4,659.09		4,659.09
175	City Water Assistance	8,375.87	180.81	-	8,556.68		8,556.68
190	H L & P Assistance	36,147.74	7.68	-	36,155.42		36,155.42
195	County Law Library	123,452.32	66,993.81	29,810.28	160,635.85	1,122,269.51	1,282,905.36
200	Law Enforcement Academy	600,564.11	22,301.77	21,081.74	601,784.14		601,784.14
205	Surface Water Supply Corp.	8,418.81	1.79		8,420.60		8,420.60
206	Industrial Development Corp.	803.69	0.17	-	803.86		803.86
207	FBC Historical Commission	3,324.30	0.70	40.00	3,285.00		3,285.00
215	Library Donations	92,639.92	1,355.56	6,280.28	87,715.20		87,715.20
225	FBC Asset Forfeiture-Task-State	406,742.33	380,788.03	10,975.07	776,555.29	419,881.18	1,196,436.47
235	Probate Court Training	206,984.60	1,589.19	-	208,573.79		208,573.79
245	Alert Program-Juvenile	56,275.95	11.95	-	56,287.90		56,287.90
255	D A Asset Forfeiture-Fed.	55.91	0.01	-	55.92		55.92
265	Gus George Memorial	4,735.07	1.01	-	4,736.08		4,736.08
280	Co.Atty.Supplemental Salary	32,731.14	5.65	10,549.22	22,187.57		22,187.57
290	VIT Interest (Tax Coll)	120,734.89	25.41	2,163.28	118,597.02		118,597.02
300	FBC Elections	1,005,346.10	55,482.36	3,932.13	1,056,896.33		1,056,896.33
310	Sheriff Ofc/Forfeiture.Assets-St.	1,084,374.31	10,415.74	227,808.52	866,981.53		866,981.53
315	Sheriff Ofc/Forfeiture.Assets-Fed.	505,623.15	100,846.48	-	606,469.63		606,469.63
320	Constable Pct. 2 F/A	0.01	-	-	0.01		0.01
322	Constable Pct 1 F/A	4,447.84	0.94	-	4,448.78		4,448.78
324	Constable Pct 4 F/A	0.76	-	-	0.76		0.76
332	Fire Marshal St. Ass't. Forfeiture	710.09	0.15	-	710.24		710.24
335	DA Asset Forfeiture-State	139,183.04	27.90	18,573.40	120,637.54	1,236,628.77	1,357,266.31
360	Law Enforcement Training	220,891.37	46.85	1,248.61	219,689.61		219,689.61
390	Child Protective Service IV-E	153,458.13	332.36	3,741.41	150,049.08		150,049.08
410	Child Support IVD Reimb.	232,028.24	1,627.97	-	233,656.21		233,656.21
415	Local Law Enf.Block Grant	60,766.39	11.73	10,690.25	50,087.87		50,087.87
440	Supervision	16,942.23	507,503.54	519,987.89	4,457.88	4,149,070.15	4,153,528.03
470	FBC Assist District #16	93,594.01	5,434.09	2,706.73	96,321.37	974,289.88	1,070,611.25

FORT BEND COUNTY TREASURER'S MONTHLY REPORT
CASH AND INVESTMENT ACTIVITY
August 31, 2025

471	FBC Assist District #17	15,768.15	96.17	-	15,864.32		15,864.32
472	FBC Assist District #18	129,819.98	7,397.46	3,684.43	133,533.01		133,533.01
473	FBC Assist District #19	310,627.47	12,890.64	6,411.44	317,106.67		317,106.67
474	FBC Assist District #20	470,092.86	26,649.69	13,273.07	483,469.48		483,469.48
475	FBC Assist District #21	42,859.45	9.10	-	42,868.55		42,868.55
476	FBC Assist District #22	97,434.25	50,124.51	-	147,558.76	2,262,613.62	2,410,172.38
600/605	Debt Service Account	4,117,069.04	25,246,768.32	28,339,019.50	1,024,817.86	35,296,288.34	36,321,106.20
610	Drainage Debt Service	82,060.57	500,020.25	396,975.00	185,105.82	2,552,986.11	2,738,091.93
756	2018 Facilities Bond Projects	5,151.78	1.09	-	5,152.87	1,661,970.78	1,667,123.65
764	2020 Drainage Flood Projects	69,028.15	5,000.59	72,632.49	1,396.25	7,425,436.14	7,426,832.39
766	2020 Mobility - Tx Heritage Pkwy	111,214.75	23.61	-	111,238.36	-	111,238.36
768	2020A Tax Notes	3,687.91	0.78	-	3,688.69	682,827.58	686,516.27
773	FBC Tax Note 2022	77,594.02	745,000.63	119,296.85	703,297.80	18,402,132.44	19,105,430.24
810	Toll Road Operations	3,716,765.40	3,111,251.25	967,489.99	5,860,526.66	160,078,435.67	165,938,962.33
815	Grand Pkwy Toll Road Ops	1,995,788.32	2,053,036.05	844,180.33	3,204,644.04	104,253,881.35	107,458,525.39
990	County's Cares Act	76,574.56	2.29	68,913.12	7,663.73	13,008,455.93	13,016,119.66
TREA	Treasurer's Account	1,208,052.60	226,164,350.87	227,317,871.92	54,531.55	-	54,531.55
INVE	FBC Investment Account	6.85	265,827,253.68	265,827,260.53	-	-	-
850M	Boon-Chapman Medical	1,050,939.24	5,302,596.24	4,546,838.99	1,806,696.49		1,806,696.49
850D	Boon-Chapman Dental	969,064.19	177.44	254,869.80	714,371.83		714,371.83
882	Boon-Chapman 125	564,997.30	96,683.88	61,584.26	600,096.92		600,096.92
884	Fee Officer's Account	1,793,610.19	2,261,843.20	2,454,915.36	1,600,538.03	2,308,598.29	3,909,136.32
912	JP Credit Card Processing	57,084.33	432,466.71	414,483.22	75,067.82		75,067.82
908	EMS Credit Card Processing	51,984.52	30,778.38	55,001.95	27,760.95		27,760.95
DACC	D A Credit Card Processing	8,096.90	25,416.68	20,650.76	12,862.82		12,862.82
PTCC	Public Transportation Credit Cards	1,337.48	37,845.19	38,159.21	1,023.46		1,023.46
CSCD	CSCD Credit Card Account	229,540.25	277,598.84	257,143.95	249,995.14		249,995.14
LBCC	Library Credit Card	-	1,155.86	278.69	877.17		877.17
JUCC	Juvenile Credit Card	630.07	7,065.68	7,565.46	130.29		130.29
SOCC	Sheriff Credit Card	30,989.06	32,187.45	33,292.40	29,884.11		29,884.11
TRCC	Toll Road Permit Credit Card	3,582.04	1,750.30	4,361.39	970.95		970.95
130	Assistance Dist Number 1	591,170.85	637,016.91	-	1,228,187.76	31,533,612.39	32,761,800.15
131	Assistant District Number 2	184,426.05	256,360.96	2,370.00	438,417.01	11,898,479.34	12,336,896.35
133	Assistant District Number 4	198,614.28	165,789.19	1,751.00	362,652.47	5,687,690.09	6,050,342.56
134	Assistant District Number 5	25,468.17	21,036.76	1,000.00	45,504.93	1,267,355.63	1,312,860.56
135	Assistant District Number 6	140,744.66	193,331.81	4,155.93	329,920.54	6,928,206.14	7,258,126.68

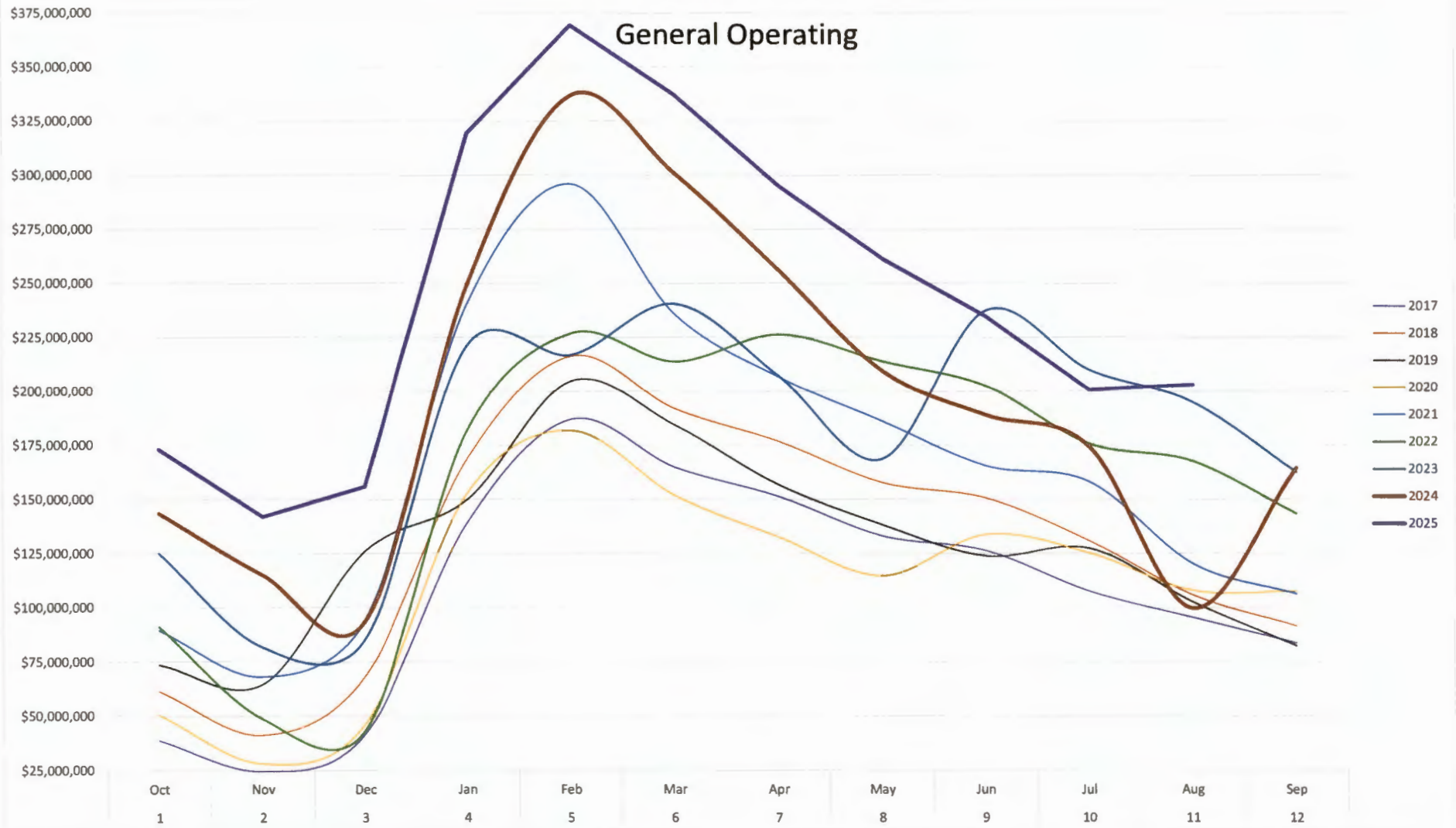
FORT BEND COUNTY TREASURER'S MONTHLY REPORT
CASH AND INVESTMENT ACTIVITY
August 31, 2025

136	Assistant District Number 7	121,518.23	2,257,254.75	213,736.38	2,165,036.60	-	2,165,036.60
137	Assistant District Number 8	231,226.04	14,761.97	7,355.40	238,632.61		238,632.61
138	Assistant District Number 9	117,533.84	142,574.56	2,370.00	257,738.40	7,023,264.03	7,281,002.43
139	Assistant District Number 10	102,721.25	95,427.43	-	198,148.68	3,448,594.47	3,646,743.15
140	Assistant District Number 11	191,237.41	199,526.02	2,370.00	388,393.43	14,769,819.81	15,158,213.24
141	Assistant District Number 12	319,371.68	22,608.63	11,268.83	330,711.48		330,711.48
145	Emergency Svc Dist 100	92,232.05	19.58	-	92,251.63	16,198,144.70	16,290,396.33
146	Aliana Mgmt Dist. Agreement	327,417.45	2.78	-	327,420.23	2,086,747.18	2,414,167.41
CCCA	Non Fee Officer CC Clearing Acct	16,917.96	80,673.53	68,631.90	28,959.59		28,959.59
EPEC	Engineering Permitting E-Check	9,742.10	32,603.20	37,218.60	5,126.70		5,126.70
JP41	JP 4 E-Filing	1,693.73	44,794.68	41,104.53	5,383.88		5,383.88
JP12	JP 1-2 E-Filing	99.08	2,885.11	2,984.08	0.11		0.11
JP21	JP 2-1 E-Filing	3,655.31	33,944.26	33,030.31	4,569.26		4,569.26
JP11	JP 1-1 E-Filing	1,881.97	14,052.22	12,901.72	3,032.47		3,032.47
JP31	JP 3 E-Filing	2,843.91	27,615.84	27,762.41	2,697.34		2,697.34
JP2-2	JP 2-2 E-Filing	0.02	458.02	458.02	0.02		0.02
100Ce	EMS Patient Acct Sves ACH	2,674.46	909,195.12	908,945.13	2,924.45		2,924.45
DCJS	DC Jury Summons Postage	15,140.19	2.76	4,520.31	10,622.64		10,622.64
ELCC	Elections CC Account	0.01	80.01	0.01	80.01		80.01
FMCC	Fire Marshal CC Account	8,983.25	70,333.31	70,812.25	8,504.31		8,504.31
PC	Petty Cash	0.40	-	0.40	-		-
CAPP	Narcotics Prepaid Cards	11,000.09	0.09	0.09	11,000.09		11,000.09
JPMS	Juror Payments -Rapid Financial	15,494.76	54,243.12	33,798.76	35,939.12		35,939.12
RBCC	Road & Bridge CC	10,701.14	13,701.80	10,901.14	13,501.80		13,501.80
EHCC	Environmental Health CC	13,775.12	137,870.09	145,945.12	5,700.09		5,700.09
779	Mobility 2024 Projects	202,504.50	825,519.05	605,840.08	422,183.47	313,481.52	735,664.99
501	FBC TIRZ1	1,344,929.01	285.57	-	1,345,214.58		1,345,214.58
804	2024 FBCTRA Bond Project	185,507.16	1,728.54	187,235.70	-	44,299,346.99	44,299,346.99
DCMO	DC Money Order	31,033.47	103,227.67	101,252.79	33,008.35		33,008.35
765	Drainage Projects Tax Notes	162,923.27	0.13	147,304.00	15,619.40	2,315,861.55	2,331,480.95
770	2020 Parks Bonds	82,424.82	0.70	-	82,425.52	-	82,425.52
778	2023 County Co Projects	1,354,780.52	7.79	1,354,775.74	12.57	80,028,837.32	80,028,849.89
PFCC	Parks & Fairgrounds CC	5,968.30	72,227.85	71,226.28	6,969.87	-	6,969.87
780	780 Mobility 2025 Projects	-	80,535,728.06	80,000,000.00	535,728.06	-	535,728.06
777	777 Texas Public Facility Corp Co	106,240.55	100,562,521.61	100,000,437.82	668,324.34	100,036,046.65	100,704,370.99
811	811 2025 FBCTRA Bond Project	1,293,480.92	274.64	-	1,293,755.56	86,572,914.63	87,866,670.19

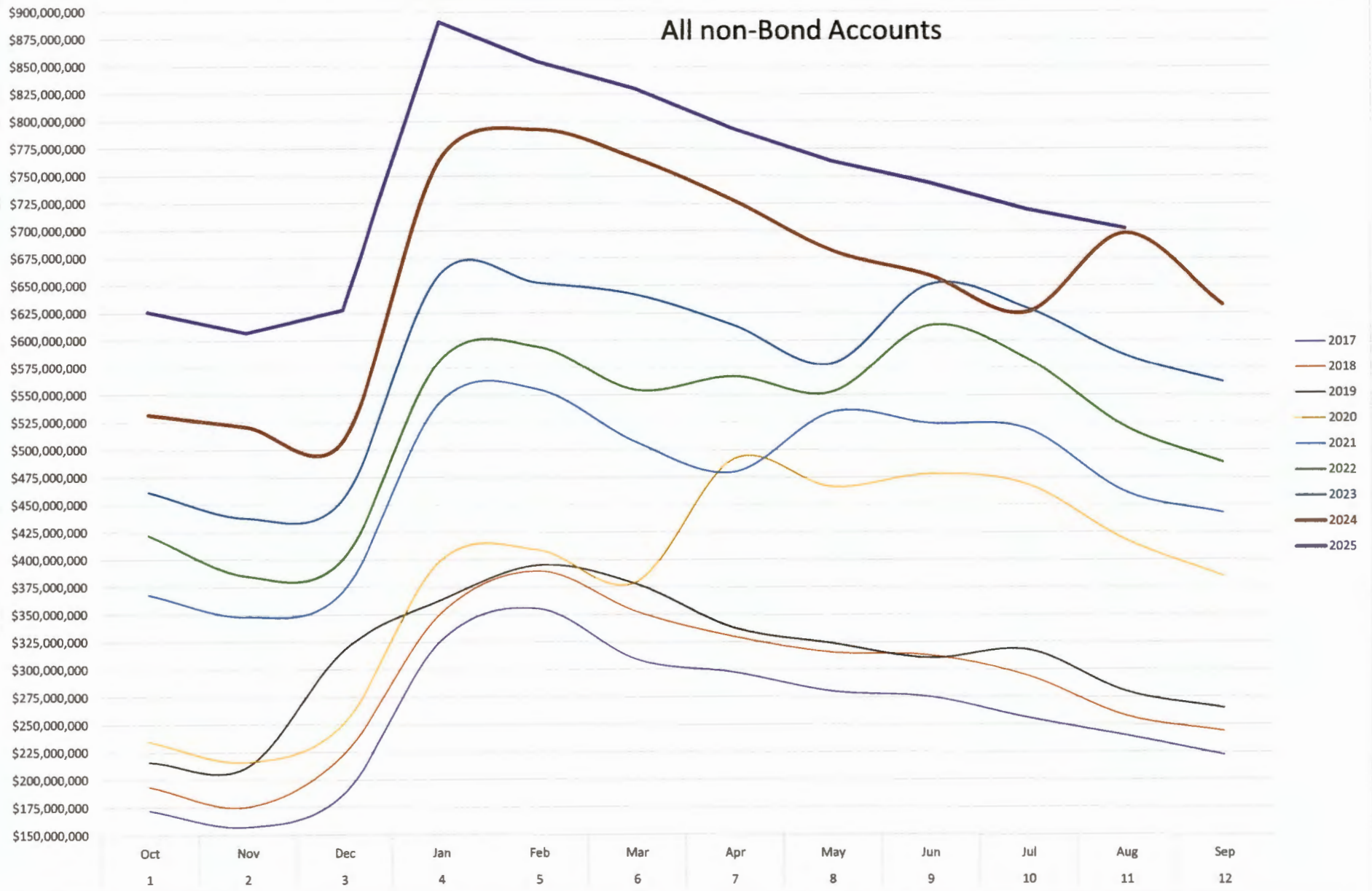
FORT BEND COUNTY TREASURER'S MONTHLY REPORT
 CASH AND INVESTMENT ACTIVITY
 August 31, 2025

769	769 Park Bonds Election Year 2023	-	30,380,497.66	30,325,116.69	55,380.97	30,010,814.00	30,066,194.97
	Total	34,266,584.89	897,168,835.14	882,835,630.00	48,599,790.03	1,029,919,575.79	1,078,519,365.82

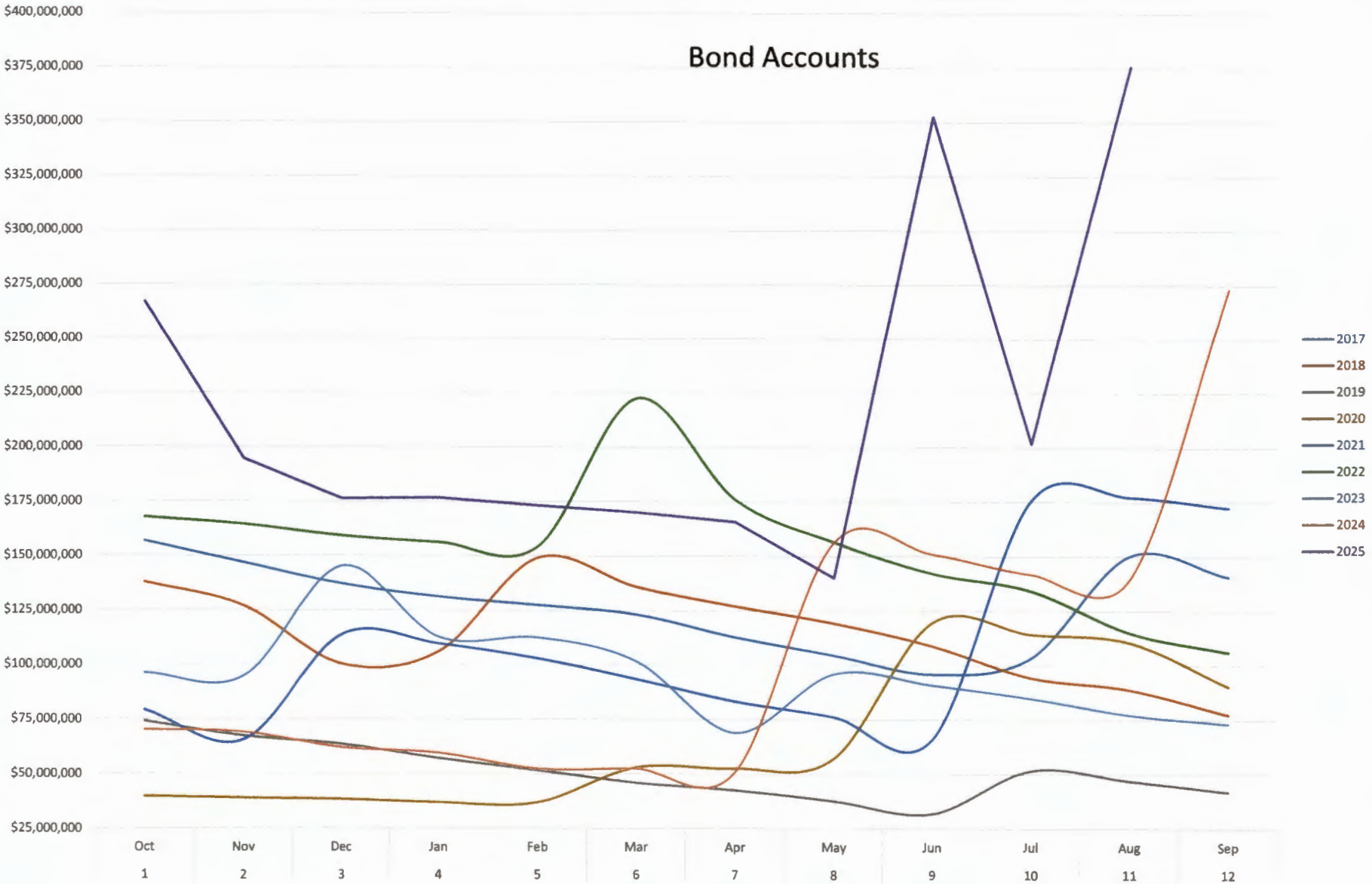
General Operating



All non-Bond Accounts



Bond Accounts



All Accounts

