



Hampton Inn - Sulphur Springs, TX
 1202 Mockingbird Ln, Sulphur Springs 75482 US
 9034394646
 SLRTH_Hampton@Hilton.com

Date Range: 2025-08-24 - 2025-08-25
 Tax#/ID# :

Guest Folio

Confirmation Number - 85450372

Primary Guest

Guest Name	Moyer, Justin
Address	11845 Zamanek RD
City, State, Zip Code	Needville TX 77461
Country	US

Stay Details

Check In Date	Aug 24, 2025
Check Out Date	Aug 25, 2025
Room	SXQL - 206
Source	OWN HOTEL
Guests	1/0

Company Details

Name	
Tax#/ID#	
PO Number	
Account Name	

Other Details

Tax Invoice	
Tax/Fee	NO
Exemption	
Tax/Fee	
Exempt Date	
Travel Agent	
IATA	
Name	

Date	Type	Description	Amount
Aug 24, 2025	Charge	GUEST ROOM	\$124.00
Aug 24, 2025	Tax	RM - STATE SALES TAX	\$7.44
Aug 24, 2025	Tax	RM - CITY TAX	\$3.72
Aug 24, 2025	Tax	RM - COUNTY TAX	\$7.44
Aug 25, 2025	Payments	MASTER-9285	(\$142.60)

Summary

Type	Amount
GUEST ROOM	\$124.00
RM - STATE SALES TAX	\$7.44
RM - CITY TAX	\$3.72
RM - COUNTY TAX	\$7.44
CREDIT CARD	(\$142.60)
Folio Balance	\$0.00

Welcome to Shell
**WELCOME TO
E-Z MART #4281**

1313 LEAGUE ST S
SULPHUR SPRINGS, TX
903-885-2427
41634220323

1313 LEAGUE ST I-30 W
SULPHUR SPRIN TX 75482

Description	Qty	Amount
RC10 CR #02	20.2136	56.98
SELF @ 2.819/ G		
	Subtotal	56.98
TOTAL		56.98
	CHARGE \$	56.98

US DEBIT
USD\$56.98
XXXX XXXX XXXX 2487
Chip Read
APPROVED
AUTH # 628270
INV # 676874
Mode: Issuer
AID: A0000000042203
TVR: 0000088000
IAD: 0110A0400122000
0000000000000000
0000FF
ARC: 00

Please come again

JOIN FAS REWARDS!
WWW.FASREWARDS.COM
OR CALL 844-200-3100

ST#4281
CSH: 0

DR#1 TRAN#9025068
8/24/25 3:54:56 PM

BUC-EE'S
1243 Crabb River Rd
Richmond TX

(979)-238-6390
Term: 102
Appr : 111030

PUMP No. 03
GALLONS 18.587
PRICE/G \$2.599
TOTAL FUEL \$48.31
Regular
TOTAL SALE \$48.31
8/25/2025
8:11:58 PM
Master Card \$48.31
SALE
Master Card
Card Num : (R)
XXXXXXXXXXXX2487
Contactless

USD\$ 48.31

MASTERCARD
AID: A0000000041010
TVR: 0000000001
IAD:
XXXXXXXXXXXXXXXXXXXX
XXXXXXXXXXXXXXXXXXXX
TSI: E800
ARC: 00
ARQC:
44A87EC537A68DEB

08/25/2025 20:09:19

Diesel Fuel Contains
Up to 20% Biodiesel
Or Renewable Diesel
State diesel tax
\$0.16 per gallon



Payment receipt

You paid \$500.00

to R&D GOTHARD ENTERPRISES INC. on 6/30/2025

Invoice no.	13096
Invoice amount	\$500.00
Total	\$500.00
Status	Paid
Payment method	Credit Card
Authorization ID	MS0279738355

Thank you



R&D GOTHARD ENTERPRISES INC.

9034380300

fireintexas.com | fireintexas2001@gmail.com
1334 Sharon Lane, Sulphur Springs, TX 75482

No additional transfer fees or taxes apply.

Intuit Payments Inc (IPI) processes payments as an agent of the business. Payments processed by IPI constitutes payment to the business and satisfies your obligation to pay the business, including in connection with any dispute or case, in law or equity. Money movement services are provided by IPI pursuant to IPI's licenses (NMLS #1098819, <https://www.intuit.com/legal/licenses/payment-licenses>). IPI is located at 2700 Coast Avenue, Mountain View, CA 94043, 1-888-536-4801.



R&D GOTHARD ENTERPRISES INC.

1334 Sharon Lane
Sulphur Springs, TX 75482
9034380300
fireintexas2001@gmail.com
fireintexas.com

Quote

ADDRESS

Warner Preston
Fort Bend Co. Fire Marshals
Office
1521 Eugene Heimann Circle
#114
Richmond Texas 77469 United
States

QUOTE # 1325

DATE 06/27/2025

ACTIVITY	QTY	RATE	AMOUNT
FIT Fire Investigator online course with a 1 day skill session - Justin Moyer,	1	500.00	500.00

Estimates are good for 90 days unless otherwise noted.

TOTAL

\$500.00

Accepted By

Accepted Date

Galicia, Melissa

From: Moyer, Justin
Sent: Monday, August 18, 2025 9:51 PM
To: Galicia, Melissa
Subject: Fw: ACCESS EMAIL: Investigator Justin Moyer - skills 8/25/25@Sulphur Springs
Attachments: FIT Fire Investigator 2023 Syllabus revised 5.7.25.pdf

Get [Outlook for iOS](#)

From: Alyse <alyse@fireintexas.com>
Sent: Tuesday, July 1, 2025 6:43:46 AM
To: Moyer, Justin <Justin.Moyer@fortbendcountytx.gov>
Cc: Deirdre Gothard <dedee@fireintexas.com>
Subject: ACCESS EMAIL: Investigator Justin Moyer - skills 8/25/25@Sulphur Springs

Hello,

Your registration for the online **Fire Investigator** course has been processed and you may now access the course.

Here is the link to the online course: <https://elearning.fireintexas.com>

INVESTIGATOR: **7/1/25-8/25/25**

Skills Session: **8/25/25 with final exam @8:30a.m.**

Location: **1334 Sharon Lane, Sulphur Springs, Tx.**

Online coursework Due: no later than 3p.m. on 8/21/25

CAUTION read carefully before proceeding:

- You are required to complete all of the online coursework. This includes all **PowerPoint presentations**, practice tests, and Assessment Exams.
- The PowerPoint presentations are graded behind the scenes based upon the amount of time a student spends on that presentation. Clicking in and out will result in a failing grade. We must be able to document for the Texas Commission on Fire Protection mandatory hours they require per each discipline/course, and they audit on a regular basis.
- All sections must have a passing grade before you are eligible to attend skills.
- Showing up to the skills session without the coursework being complete will result in being sent home and non-completed from the course and students would have to start

over with registration; payment; and redoing all coursework in order to attend the next available session. **Moving skills sessions will now require a \$50 transfer fee per course.**

- Be sure to read your course syllabus that is attached to this access email for further information.
- By proceeding on to your access information below you are acknowledging you have read and understand the above-mentioned guidelines.

Username and password are case sensitive.

Username: moyjus02
Password: Moyjus02\$

Thank you and have a great day!!

Alyse

Fire in Texas

1334 Sharon Lane

Sulphur Springs, Texas 75482

(903) 951-0911

Or Andrea 903.438.0300

Fax: 1.888.817.3108

New Office Hours: Monday – Thursday 8-5

Closed on Fridays

CAUTION: This email originated from **outside** of the organization. 'alyse@fireintexas.com' **Do not click** links, open attachments, or respond unless you recognize the sender and know the content is safe. Please forward suspicious emails to the **IT Service Desk**.

Fire in Texas



Fire Investigator Course Syllabus

Fire in Texas Syllabus revised: May 7, 2025
TCFP Updated: January 1, 2023

On-Line Presentation

WELCOME:

It is our pleasure to welcome you to our on-line Fire/Arson Investigator training course. It is our goal to successfully prepare you to master all objectives as required by the Texas Commission on Fire Protection, Texas Education Agency, and all other regulatory agencies to prepare you to obtain your goal to become a certified Fire/Arson Investigator.

REQUIRED TEXTBOOKS:

Each student is required to provide their own textbooks for reference and assignments. In order to comply with the Texas Commission on Fire Protection curriculum the following textbook is required for this course.

Required Textbooks: *Fire Investigator: Principles and Practice to NFPA 921 and 1033, Sixth Edition*
ISBN: 9781284247053




and

NFPA 921: *Guide for Fire and Explosion Investigations* (2021 ed.) can be ordered at www.nfpa.org.

RECOMMENDED TEXTBOOKS:

Kirk's Fire Investigations 7th ed. and Fire Investigator IFSTA 2nd ed.

REFERENCE:



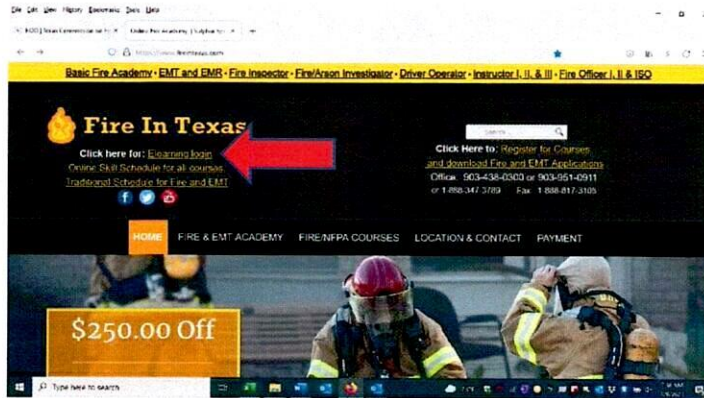
Hazardous Materials for First Responders, 6th Edition

REQUIRED READING:

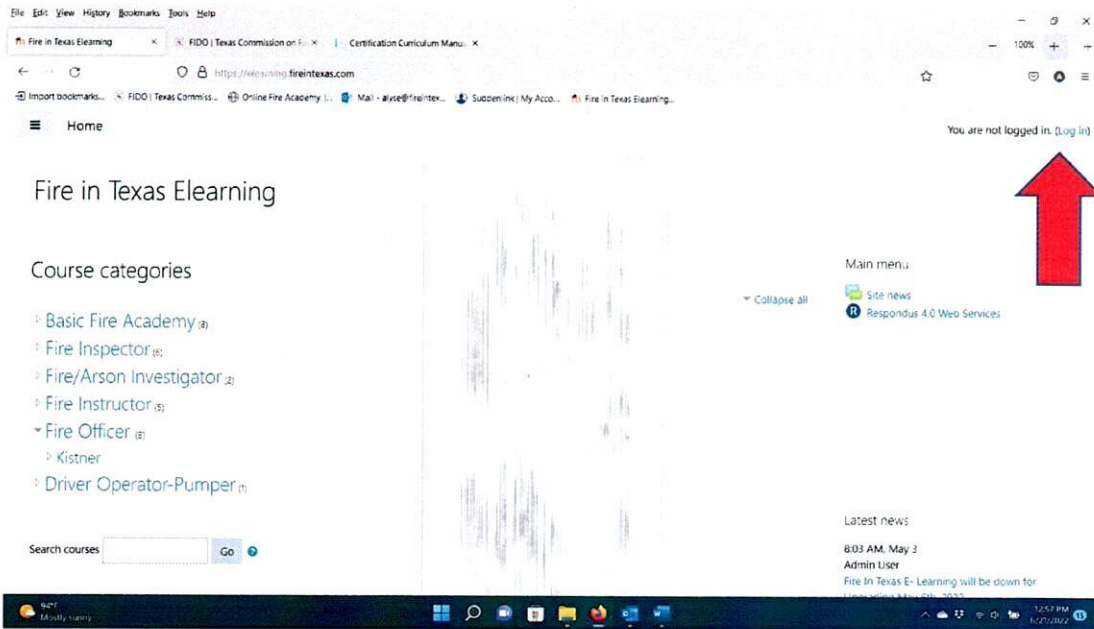
The student is required to read and become familiar with the entire textbook to complete the course requirements. As the student prepares to begin a new section, that entire section shall be read in full prior to the student attempting to complete any portion of the chapter assignments.

On-Line Computer Access

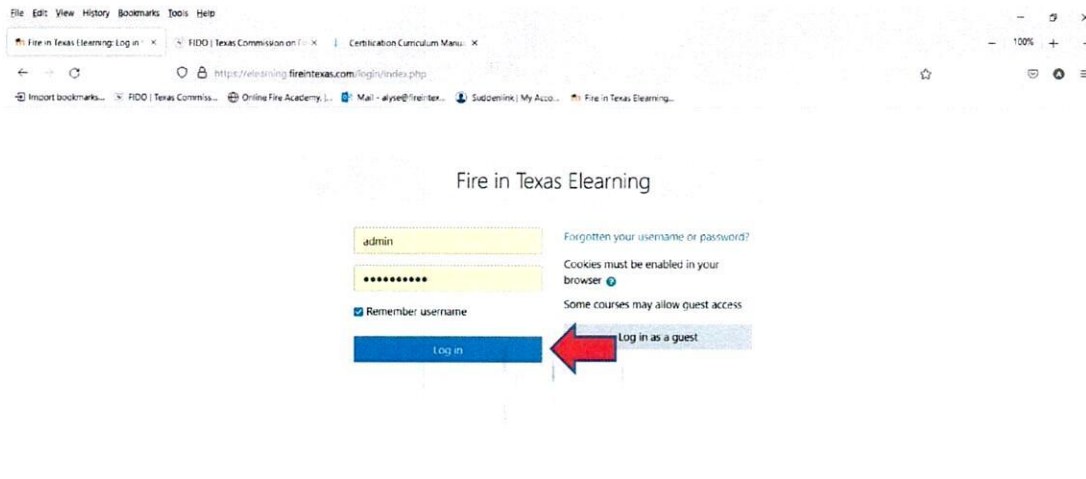
Sign In: The student shall go to: <https://elearning.fireintexas.com> or by going to the www.fireintexas.com website and clicking the login link from the homepage.



Click on the Log in link at the upper right corner.

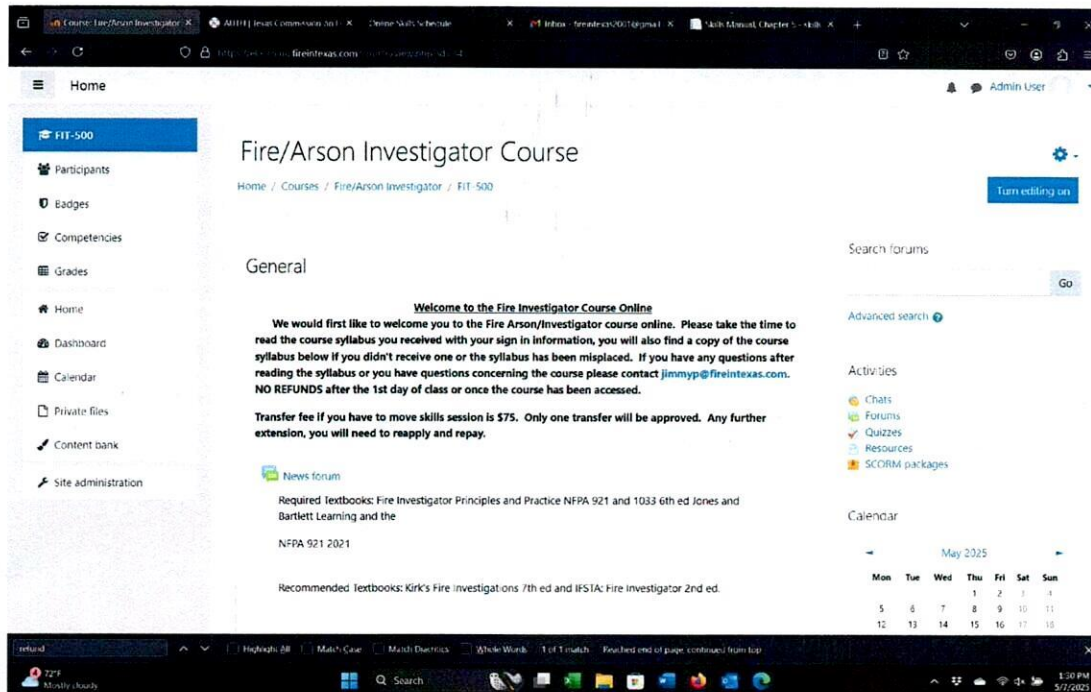


Login Using your username and password that was sent to you in your Access Email.



Click on Login in. When you type in your username and password all courses you are currently enrolled in will be listed.

You will then click on Fire Investigator course.



INSTRUCTION ON-LINE PORTION

The initial portion of training will consist of the on-line portion. The on-line portion will cover eighteen (18) chapters and three (3) chapters under the HazMat Topic. **ALL is required.** Each section will have a power point presentation, a self-study test.

The image is a screenshot of a web browser displaying a course page. The browser's address bar shows the URL 'https://elearning.fireintexas.com/course/view.php?id=34'. The page title is 'Hazardous Materials for First Responders IFSTA 6th ed. Hazardous Materials Awareness'. The page content includes a list of chapters and sections, such as 'Chapter 1: Hazardous Materials Awareness: Hazmat Test 1', 'Chapter 2: Analyzing the Incident: Recognizing and Identifying the Presence of Hazardous Materials', and 'Chapter 3: Implementing the Response: Awareness Level Actions at Hazmat Incidents'. A search bar is visible at the bottom of the page with the text 'topic' and search options like 'Highlight All', 'Match Case', 'Match Diacritics', and 'Whole Words'. The search results show '2 of 10 matches'. The browser's taskbar at the bottom shows the date '1/1/2023' and time '7:40 PM'.

The course shall be presented, and the student shall receive the training in order. The student shall not skip ahead to future chapters. Chapter 1 shall be the first chapter covered. Upon completion of the requirements of Chapter 1, the student shall begin Chapter 2 and so on. The presentation builds the terminology, procedures, and concepts as you progress through the program. If a student were to skip ahead, there may be confusion, due to an assumption that all previous materials had been covered.

“IF” you are working on the course and you have a problem with the test, presentation, or quiz loading. Stop, contact us immediately, and start the next chapter so you don’t get behind. Contact: dedee@fireintexas.com or andrea@fireintexas.com.

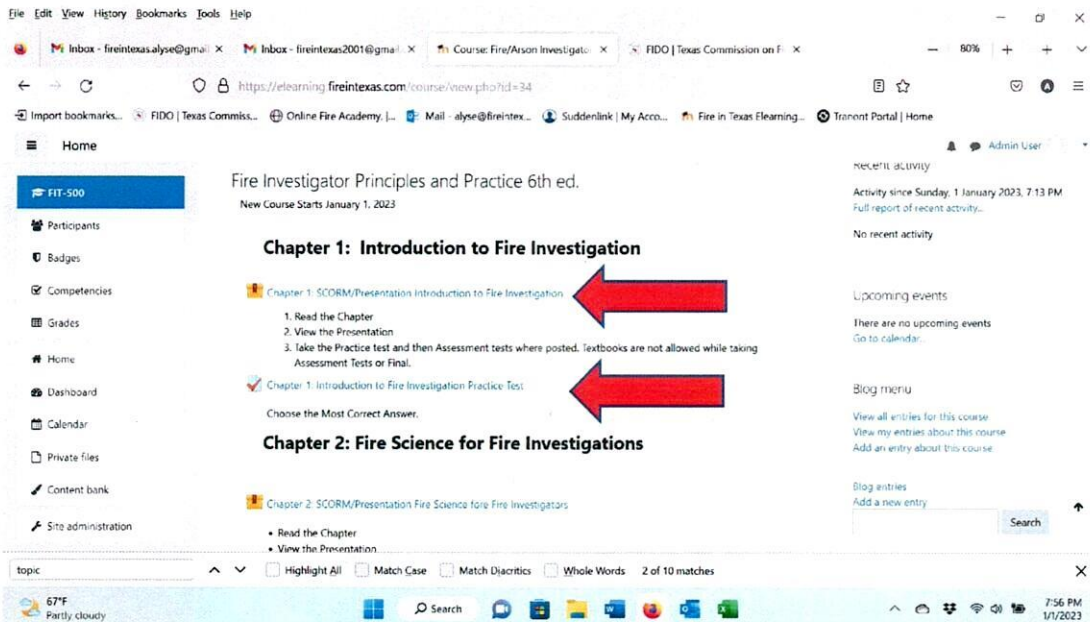
Each student is allotted eight weeks to complete the on-line portion of the course. As mentioned above, there are eighteen chapters and three chapters for the hazmat section in this course. It is our recommendation that the student work towards the goal of completing three chapters each week. If this schedule is followed, ample time will be allotted to complete the course in the eight-week period and time will be allowed for overall review prior to attendance at the hands-on Skills Session.

WARNING! Do NOT get behind! If the student begins the program at a slower pace and the end date approaches, the material will not be studied and absorbed in a manner most beneficial to the student as the student accelerates to meet the deadline.

All on-line course work must be completed in full, or the student will NOT be allowed to attend the hands-on Skills Session as assigned. **This means ALL presentations, ALL practice exams and ALL Assessment Tests.**

Assignments

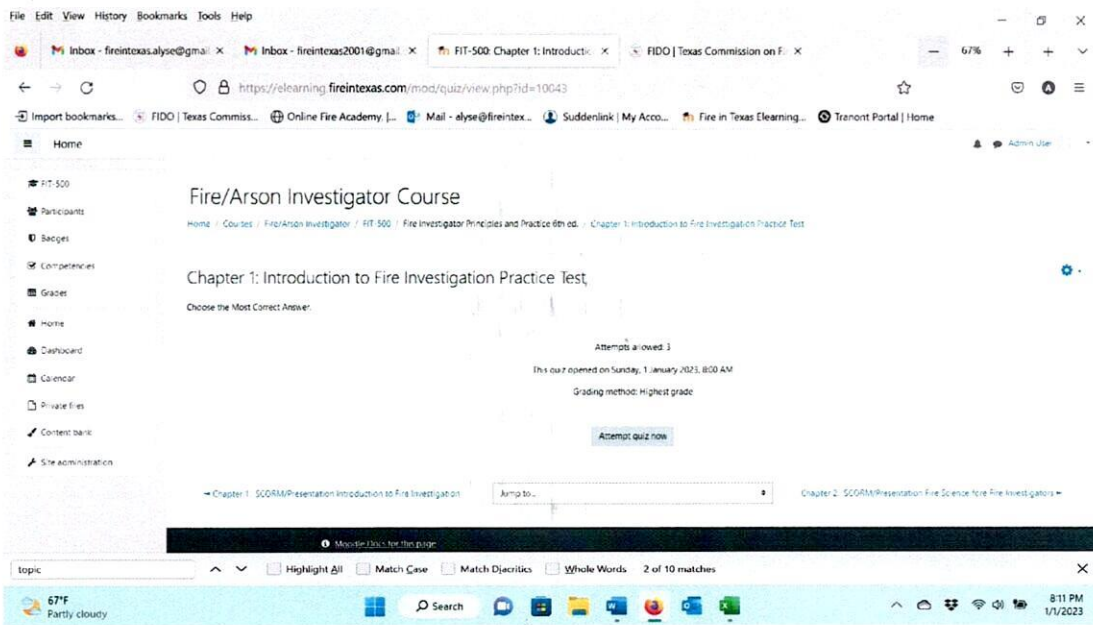
After the student has read the upcoming chapter and has concluded viewing the presentations the student should complete the assessment test or practice test at the end of the section.

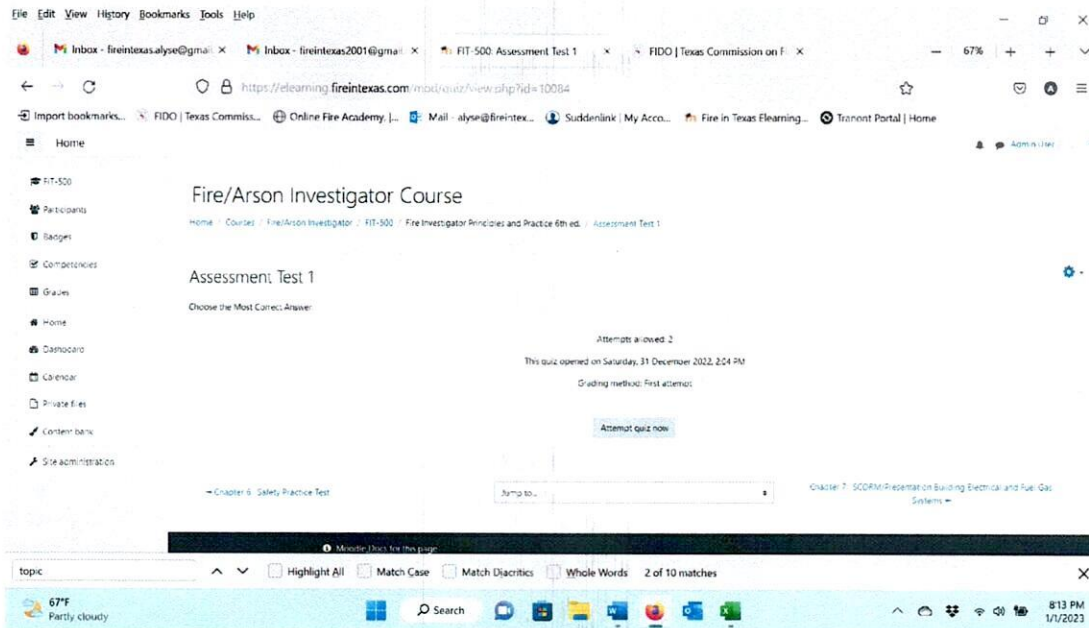


On-Line Practice and Assessment Tests

Do Not Print the Tests!!!!

Catch All, sometimes due to administration or TCFP we must change the parameters of the tests. So please read the instructions before each test it will give you the parameters whether its timed, how many attempts, which attempt is graded.





ASSIGNMENTS:

- Chapter 1: Introduction to Fire Investigation
- Chapter 2: Fire Science for Fire Investigations
- Chapter 3: Building Construction and Systems for Fire Investigators
- Chapter 4: Fire Effects and Patterns
- Chapter 5: Legal Considerations for Fire Investigators
- Chapter 6: Safety
- Chapter 7: Building Electrical and Fuel Gas Systems
- Chapter 8: Examining the Fire Scene
- Chapter 9: Identification, Collection, and Preservation of Physical Evidence
- Chapter 10: Data Collection Outside of the Fire Scene
- Chapter 11: Documenting the Fire Scene
- Chapter 12: Complex Investigations
- Chapter 13: Determining Origin
- Chapter 14: Cause Determination
- Chapter 15: Analyzing the Incident
- Chapter 16: Explosions
- Chapter 17: Automobile, Marine and Equipment Fires
- Chapter 18: Wildland Fire

HAZMAT 6th Edition

- Chapter 1: Introduction to Hazardous Materials
- Chapter 2: Recognize and Identify the Presence of HazMat
- Chapter 3: Initiate Protective Actions

Assessment 1 Test: Covers Chapters 1-6

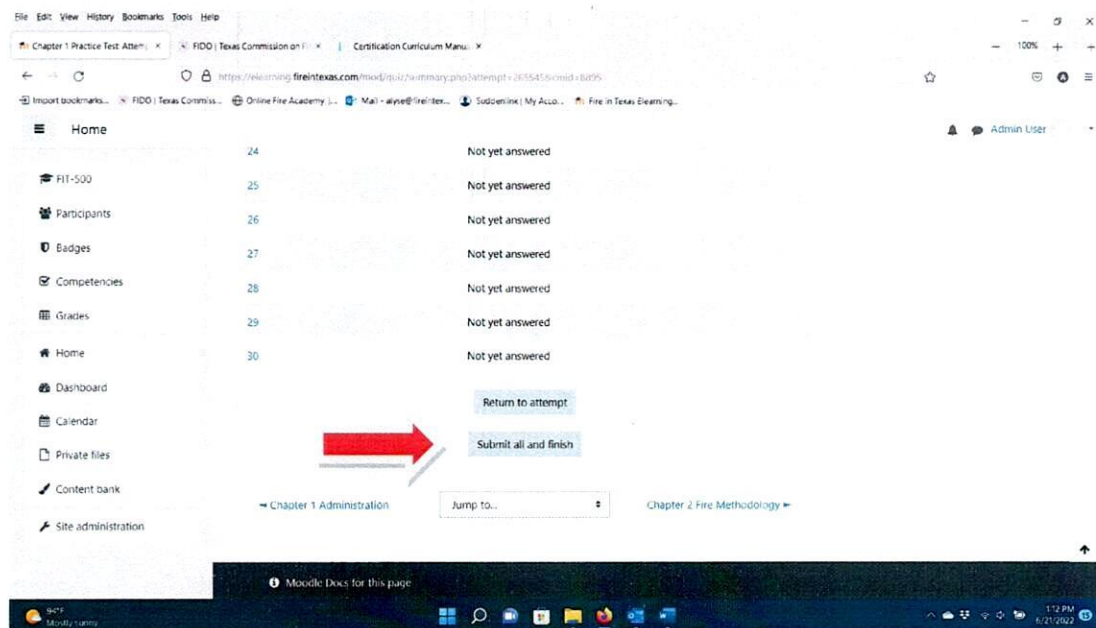
Assessment 2 Test: Covers Chapters 7-12

Assessment 3 Test: Covers Chapters 13-18 and HazMat Chapters 1-3.

The student will find **Assessment tests** are **one (1)** attempt tests and must be passed with a 70 or above. **You will notice that the course has both the 5th and 6th edition HazMat material. The Commission has not updated to the 6th edition yet, but we are anticipating the revision. You do not have to complete both editions of HazMat coursework. Either/or is fine.

- The individual tests will be graded and recorded. The grades of these on-line
- Assessment tests will make up a portion of your overall grade for the course. A minimum passing score of 70% is required on **ALL** assessment tests. **All** practice tests must average a passing grade in order to continue on to the skill session.
- **Practice Test:** **Practice tests** have **unlimited** attempts; the **first attempt** is taken for score; all of the practice tests will be averaged together and must pass with a 70 or above. Once you have read your chapter and viewed the power point presentation you are ready to take your Practice Test. Some sections will not have a practice test.
- There are 3 Assessment Tests worth 30% of the student's grade. Students will have **2 attempts** at each assessment test with the first test score taken for grade. Assessment Tests must have a passing grade of 70%. So, if you fail your first attempt, please make sure you take the second attempt for a passing grade.

Students will receive 1-2 questions at a time. Select your answers, answers may be changed anytime throughout the quiz unless you click the “**Submit all and finish**” button. This will complete the students attempt and submit the practice test for grade.



The student may either return to the attempt to answer any unanswered questions or submit the test for grade. If a student is interrupted while making an attempt on a practice test, please click the “save without submitting” option. This will save your work. If a student is attempting an Assessment test and is interrupted, they may need to contact dedee@fireintexas.com or alyse@fireintexas.com to reset the test and we will have to grant the reset. **This is only for assessment tests.** Practice tests have unlimited attempts to allow you to study for the state test and final. You will have access for 2 months in order to give you time to schedule and take the state test. If more time is needed or you do not have access to study for the state exam, please contact us.

A **Green check** mark shows you marked the correct answer.

The screenshot shows a web browser window displaying a quiz on the fireintexas.com website. The browser tabs include 'Chapter 1 Practice Test Attempt...', 'FIDO | Texas Commission on Fire Protection', and 'Certification Curriculum Manual...'. The address bar shows the URL 'https://relaxing.fireintexas.com/mod/quiz/review.php?id=265545&cmid=8895#question=352802-17'. The page has a navigation menu on the left with items like 'FIT-500', 'Participants', 'Badges', 'Competencies', 'Grades', 'Home', 'Dashboard', 'Calendar', 'Private files', 'Content bank', and 'Site administration'. The main content area shows two questions. Question 28 is 'The definitions used in this textbook are:' with options 'a. from NFPA 921.', 'b. found in general dictionaries.', 'c. from NFPA 1033.', and 'd. based on courtroom testimony.' The correct answer is 'from NFPA 921.' and it is marked with a green checkmark. Question 29 is 'If a fire investigator seeks clarification on the intent or meaning of an NFPA standard, the technical committee can vote and issue a(n) _____ in response to address the issue.' with options 'a. errata', 'b. Temporary Interim Amendment (TIA)', 'c. Formal Interpretation (FI)', and 'd. stop gap.' The correct answer is 'Formal Interpretation (FI)' and it is marked with a red X. A red arrow points to the red X.

If you missed the question a green check mark still marks the correct answer, however the **Bold red X** shows the answer you chose and that was incorrect.

The screenshot shows a web browser window displaying a quiz on the fireintexas.com website. The browser tabs include 'Chapter 1 Practice Test Attempt...', 'FIDO | Texas Commission on Fire Protection', and 'Certification Curriculum Manual...'. The address bar shows the URL 'https://relaxing.fireintexas.com/mod/quiz/review.php?id=265545&cmid=8895'. The page has a navigation menu on the left with items like 'FIT-500', 'Participants', 'Badges', 'Competencies', 'Grades', 'Home', 'Dashboard', 'Calendar', 'Private files', 'Content bank', and 'Site administration'. The main content area shows two questions. Question 1 is 'Can jurisdictions enforce requirements that are more stringent than those in NFPA 1033?' with options 'a. No', 'b. Only if a technical committee has given permission', 'c. Yes', and 'd. In the case of wildland fires but not other fires.' The correct answer is 'Yes' and it is marked with a green checkmark. Question 2 is 'The NFPA document used to qualify investigators is:' with options 'a. NFPA 921.', 'b. NFPA 1031.', 'c. NFPA 1033.', and 'd. NFPA 1035.' The correct answer is 'NFPA 1033.' and it is marked with a red X. A red arrow points to the red X.

You can retake the quiz again right away or you can come back to it at a later date and retake the quiz as a refresher for the material.

Participation grades: Participation grades **include** viewing of presentations, assignments, and participation at the skill session for state skills. If your grade for the participation of presentations is below 70% then you have **failed this section and will not be allowed to attend skills**. Each presentation must be viewed and if it is clicked through as, we know how much time is spent on each slide of each presentation and it is obvious that the presentation was just clicked through then you will not be allowed to attend skills.

Assessment tests and Final Exam must have a passing score of 70% or above to successfully complete and move onto the skill session.

Practice tests must have a 70% average to successfully complete and move onto the skill session.

Student dishonesty will NOT be allowed or tolerated. All work completed during this course must be completed by the student who signed up for the course. Any acts of dishonesty and/or cheating will be addressed, and the student may be dismissed from the course immediately.

Final Test

Final Test: The final exam is proctored face-to-face at the beginning of your skills session. You will not have access to the final exam if you are not onsite for your skills session.

A minimum passing score of 70% is required on the practice tests, 70% or higher passing grade on all Assessment Tests AND 70% overall average on the presentations is required.

OVERALL GRADING

The student's overall grade will be comprised of the following:

Participation grade:	20%
Practice Tests:	10%
Assessment Test:	30%
Final:	40%

Do not attempt to attend your scheduled skill session if you should have ANY assessment tests grades lower than 70% or if they are incomplete, or your practice test average is below 70%. This also means if the Presentations are not completed, do not attempt to attend your skills session. The student will be asked to leave. The student must have an average of 70% or higher for the course once the Participation grades are added into the average to pass the course. Contact Andrea@fireintexas.com or Alyse@fireintexas.com if the student has a failing exam.

In summing up this portion of the on-line training before you even sign on the first time.

1. Read Chapter 1
2. Click the "Log in". **The student will see their course in the left side of the screen.**
3. **Click the link and enter the course.**
4. View the Presentation.
5. Read the directions for the Practice test, Complete the practice test, and/or assessment Test when you come to it.
6. Move to the next Chapter and repeat.

Let's take a look at these icons.



Forums: How to make an entry on the Discussion board for any questions or comments you may have. Or, perhaps while you are involved with the on-line portion, contact is made with the individuals you will be attending Hands on Skills Session and your friendships can begin prior to the hands-on portion.



Chat: Actual real time conversations can occur between students, instructors, or even students from other classes.



Quizzes: This is a direct link to list of practice tests and Assessment exams and attempts made



Resources: This is a link to available resources for the course.



SCORM: This is a link to the list of presentations **required portion of the course.**

Each student will be able to utilize these various functions to make their participation in our program more effective and enjoyable.

We suggest that each student spend some time with these options and see what can assist in your course work.

By clicking on **GRADES**, the student will see his/her grades for the course:

The screenshot shows the course interface for 'Fire/Arson Investigator Course'. On the left sidebar, the 'Grades' menu item is highlighted with a red arrow. The main content area displays a welcome message: 'Welcome to the Fire Investigator Course Online. We would first like to welcome you to the Fire Arson/Investigator course online. Please take the time to read the course syllabus you received with your sign in information, you will also find a copy of the course syllabus below if you didn't receive one or the syllabus has been misplaced. If you have any questions after reading the syllabus or you have questions concerning the course please contact jimmy@fireintexas.com. NO REFUNDS after the 1st day of class or once the course has been accessed. Transfer fee if you have to move skills session is \$75. Only one transfer will be approved. Any further extension, you will need to reapply and repay.' Below this, there is a 'News forum' section with 'Required Textbooks: Fire Investigator Principles and Practice NFPA 921 and 1033 6th ed Jones and Bartlett Learning and the NFPA 921 2021' and 'Recommended Textbooks: Kirk's Fire Investigations 7th ed and IFSTA: Fire Investigator 2nd ed'. The right sidebar contains a search forums section, an advanced search section, and a calendar for May 2025.

By clicking on this icon, a listing of all tests that you have taken will be displayed showing your final scores on each of the assessment tests.

Instructor

The primary instructor for the Investigator course is Jimmy Purcell. During your on-line portion of training, Mr. Purcell will be available to answer your questions, or assist you with any difficulties which you may encounter. Mr. Purcell may be contacted at the following email address: jimmyp@fireintexas.com.

The Coordinator for all programs is Mr. Ronnie Gothard. Mr. Gothard has been involved with the Fire Service essentially his entire life and holds Master Certifications from the Texas Commission on Fire Protection in Suppression, Inspector, Investigator, and Instructor. During his career he has served as Fire Chief/Fire Marshal for two Texas cities, instructed the Associate Degree program for Kilgore College, was employed by the Texas Commission on Fire Protection as the Ft. Worth area Compliance Officer and has been a fire service instructor his entire career.

After your completion of the on-line portion, you will attend a one-day Skill Session in which you will demonstrate mastery of the skills and objectives covered in the on-line portion of this course.

If you have a problem with the course content, please contact Mr. Purcell at the email address above and he will respond to your questions as quickly as possible.

Skills Session

Read very carefully the below information for the skill session.

All online course work (except for the final) must be completed three (3) business days prior to attending an onsite skill session.

Please confirm you will be attending skills with Alyse@fireintexas.com or Andrea@fireintexa.com by email, so you can be added to the state skill roster, and we can pull the students grades to verify the student is eligible for skills. If a student needs to roll to a new skill session, all coursework will have to be deleted and completed again. TCFP sees a student rolling to another skill session a whole new course and all coursework must be completed within the student's start and end dates on their course approval. We cannot change these dates anymore. **There will now be a fee for rolling to a new skill session of \$50.00** and if the 2nd skill session cannot be met; the student will need to noncomplete and register again for the course and repay full price of the tuition. Every time a student rolls to a new skill session all the state paperwork must be redone, and it takes about an hour per student. So please pick your skill sessions carefully.

LOCATION of skills session is the Fire in Texas Fire & EMS Academy located at 1334 Sharon Ln. Sulphur Springs, Texas 75482.

Start time of Final is 8:30 AM.

What to do you need to bring to your skill session?

Bring your textbooks, paper, and pen.

State Written Examination

Contact the testing department with the Texas Commission on Fire Protection website for your state testing options.

Evaluations

At the conclusion of the Fire in Texas Fire Investigator course, each student will have an opportunity to evaluate the entire program. During the hands-on Skills Session, each student will have an opportunity, utilizing Fire in Texas Evaluation forms, to evaluate this entire program, including course content, instructors, materials, etc.

This evaluation process is particularly important to us in order to maintain the quality of program that we strive to provide.

Sounds complicated, doesn't it? After you move around on the site a few times, it will not appear to be nearly as complicated. You may find that some of the icons will not be used as much or possibly even at all, but there are some services there available if it will assist the student in any manner.

Hopefully, this has addressed some of the points of concern that you may have had regarding this course and how it will be administered. If you have any questions, please contact Mr. Purcell at the above-listed contact information.

Refund Policy

No refunds after the 1st class day of the online course or once the course has been accessed.