



## CANVASS OF SPECIAL ELECTION


On Tuesday, May 13, 2025 in Richmond, Texas, the following members of the Fort Bend County Canvassing Board, Texas, met to canvass the results from the various precincts of Fort Bend County for the Special Election held on May 3, 2025, to approve, or disapprove, the annexation of territory into the Fort Bend County Assistance District No. 4 and impose a Sales Tax at the rate of one percent.


I certify that the attached tabulation is the official results of the General Election held in Fort Bend County, Texas on November 5, 2024.


  
 KP George  
 Fort Bend County Judge


  
 Vincent Morales,  
 Commissioner, Precinct 1

  
 Andy Meyers  
 Commissioner, Precinct 3

  
 James "Grady" Prestage  
 Commissioner, Precinct 2

  
 Dexter McCoy  
 Commissioner, Precinct 4

Attest:   
 Laura Richard  
 Fort Bend County Clerk



|           | STATISTICS                   |                         |                         |                          |
|-----------|------------------------------|-------------------------|-------------------------|--------------------------|
|           | Registered<br>Voters - Total | Ballots Cast -<br>Total | Ballots Cast -<br>Blank | Voter Turnout -<br>Total |
| 2003 - 16 | 1,159                        | 16                      | 0                       | 1.38%                    |
| 2034 - 16 | 4,916                        | 63                      | 0                       | 1.28%                    |
| 2108 - 16 | 0                            | 0                       | 0                       | 0%                       |
| 2114 - 16 | 4,308                        | 81                      | 0                       | 1.88%                    |
| 2134 - 16 | 66                           | 0                       | 0                       | 0%                       |
| 2153 - 16 | 2,201                        | 30                      | 0                       | 1.36%                    |
| Totals    | 12,650                       | 190                     | 0                       |                          |

| PROPOSITION A FORT BEND COUNTY ASSISTANCE<br>DISTRICT NO. 4 |     |         |                     |           |            |               |
|---|-----|---------|---------------------|-----------|------------|---------------|
| VOTE FOR 1  |     |         |                     |           |            |               |
| 6 of 6 Precincts Reporting                                  |     |         |                     |           |            |               |
|   | For | Against | Total Votes<br>Cast | Overvotes | Undervotes | Contest Total |
| 2003 - 16   | 6   | 10      | 16                  | 0         | 0          | 16            |
| 2034 - 16   | 29  | 34      | 63                  | 0         | 0          | 63            |
| 2108 - 16   | 0   | 0       | 0                   | 0         | 0          | 0             |
| 2114 - 16   | 49  | 31      | 80                  | 0         | 1          | 81            |
| 2134 - 16   | 0   | 0       | 0                   | 0         | 0          | 0             |
| 2153 - 16   | 16  | 12      | 28                  | 0         | 2          | 30            |
| Totals  | 100 | 87      | 187                 | 0         | 3          | 190           |

Fort Bend County CAD 4 Summary Results Report  
General Joint and Special Election  
May 3, 2025

OFFICIAL RESULTS  
Annexation Election  
Fort Bend

| Statistics                       | TOTAL  | Election<br>Day | Absentee | Early<br>Voting |
|----------------------------------|--------|-----------------|----------|-----------------|
| Election Day Precincts Reporting | 156 of | 156             | 0        | 0               |
| Registered Voters - Total        | 12,650 |                 |          |                 |
| Ballots Cast - Total             | 190    | 109             | 5        | 76              |
| Ballots Cast - Blank             | 0      | 0               | 0        | 0               |
| Voter Turnout - Total            | 1.50%  |                 |          |                 |

Fort Bend County CAD 4 Summary Results Report  
General Joint and Special Election  
May 3, 2025

OFFICIAL RESULTS  
Annexation Election  
Fort Bend

PROPOSITION A FORT BEND COUNTY ASSISTANCE DISTRICT NO. 4


Vote For 1

|                     | TOTAL  | VOTE %  | Election<br>Day | Absentee | Early<br>Voting |
|---------------------|--------|---------|-----------------|----------|-----------------|
| For                 | 100    | 53.48%  | 56              | 3        | 41              |
| Against             | 87     | 46.52%  | 51              | 2        | 34              |
| Total Votes Cast    | 187    | 100.00% | 107             | 5        | 75              |
| Overvotes           | 0      |         | 0               | 0        | 0               |
| Undervotes          | 3      |         | 2               | 0        | 1               |
| Contest Totals      | 190    |         | 109             | 5        | 76              |
| Precincts Reporting | 6 of 6 |         |                 |          |                 |

## CANVASS

I, John Oldham, Elections Administrator for Fort Bend County Texas, do certify that in the election held on May 3, 2025 that 190 of 12,650 registered voters in County Assistance District 4 cast ballots, and that the following are a true and accurate statement of the votes cast in the various precincts of the Fort Bend County in the Special Election held on May 3, 2025.

Dated: May 13, 2025



---

John Oldham  
Elections Administrator  
Fort Bend County, Texas