

## ORDER APPROVING TREASURER'S MONTHLY REPORT

On the 11th day of February 2025, the Commissioners Court of Fort Bend County met in regular session. Upon motion by Commissioner McCoy and seconded by Commissioner Meyers, the Commissioners Court approved and entered this order.


In compliance with Texas Local Government Code §114.026, the Commissioners Court have compared and examined the treasurer's report for the term of December 2024 and have determined that the report is correct. The court hereby approves the report and directs the clerk to enter the order in the minutes of the Court.

This order incorporates the treasurer's report for the term herein above stated (a copy of which report is attached hereto) as though fully expressed herein, said report separately stating the amount received and paid from each fund since the county treasurer's preceding report and any balance remaining in the treasurer's custody.

Further, the affidavits are approved and this Court orders that the same be published once in the newspaper or, on the county's Internet website.

Approved this 11th day of February 2025.

By:

  
\_\_\_\_\_  
KP George,  
Fort Bend County Judge

§114.026. COUNTY TREASURER'S REPORT TO COMMISSIONERS COURT AT REGULAR TERM.

(a) At each regular term of the commissioner's court, the county treasurer shall make a detailed report of:

- (1) money received and disbursed;
- (2) debts due to and owed by the county; and
- (3) all other proceedings in the treasurer's office.

(b) At each regular term of the commissioner's court, the county treasurer shall exhibit the books and accounts of the treasurer's office for the inspection of the court and shall submit the vouchers relating to the books and accounts for audit and approval.

(c) After the commissioner's court has compared and examined the treasurer's report and has determined that the report is correct, the court shall enter an order in its minutes approving the report. The order must separately state the amount received and paid from each fund since the county treasurer's preceding report and any balance remaining in the treasurer's custody. The court shall properly credit the treasurer's accounts.

(d) Before the adjournment of each regular term of the commissioner's court, the county judge and each county commissioner shall give an affidavit stating that the requirements of Subsection (c) have been met at that term. The affidavit must state the amount of the cash and other assets that are in the custody of the county treasurer at the time of the examination. The affidavits must be filed with the county clerk and must be recorded in the minutes of the court for the term in which the affidavits are filed. The affidavits must be published once in a newspaper published in the county if there is such a newspaper or, if the county has an Internet website, on the county's website.

FORT BEND COUNTY TREASURER'S MONTHLY REPORT  
CASH AND INVESTMENT ACTIVITY  
December 31, 2024

FUND	DESCRIPTION	BEGINNING BALANCE	DEPOSITS	WITH-DRAWALS	ENDING BALANCE	INVESTMENTS	TREASURER'S TOTAL ENDING BALANCE
100	General Operating	9,257,724.50	126,665,177.58	121,056,609.68	14,866,292.40	141,180,611.03	156,046,903.43
150	Juvenile Operations	1,378,414.13	2,642,746.34	3,939,834.63	81,325.84	2,541,034.05	2,622,359.89
155	Road & Bridge	398,995.00	4,111,692.02	3,620,211.40	890,475.62	6,582,101.72	7,472,577.34
160	Drainage District	70,390.41	1,447,823.17	642,440.72	875,772.86	13,742,877.19	14,618,650.05
170	Statue Restoration	4,650.35	0.98	-	4,651.33		4,651.33
175	City Water Assistance	7,716.91	178.75	149.00	7,746.66		7,746.66
190	H L & P Assistance	46,723.95	9.75	1,284.11	45,449.59		45,449.59
195	County Law Library	28,719.15	39,479.65	58,288.21	9,910.59	1,166,675.36	1,176,585.95
200	Law Enforcement Academy	513,041.59	3,758.38	7,235.50	509,564.47		509,564.47
205	Surface Water Supply Corp.	8,404.81	1.78		8,406.59		8,406.59
206	Industrial Development Corp.	802.35	0.17	-	802.52		802.52
207	FBC Historical Commission	4,368.19	0.92	-	4,369.11		4,369.11
215	Library Donations	99,589.14	7,465.71	10,915.47	96,139.38		96,139.38
225	FBC Asset Forfeiture-Task-State	339,430.94	180,995.57	366,011.70	154,414.81	407,654.38	562,069.19
235	Probate Court Training	197,153.16	1,136.88	-	198,290.04		198,290.04
245	Alert Program-Juvenile	56,182.40	11.90	-	56,194.30		56,194.30
255	D A Asset Forfeiture-Fed.	55.83	0.01	-	55.84		55.84
265	Gus George Memorial	4,727.21	1.00	-	4,728.21		4,728.21
280	Co.Atty.Supplemental Salary	123,168.70	25.19	10,120.45	113,073.44		113,073.44
290	VIT Interest (Tax Coll)	101,423.93	2,022.99	-	103,446.92		103,446.92
300	FBC Elections	1,098,514.09	513.12	29,863.46	1,069,163.75		1,069,163.75
310	Sheriff Ofc/Forfeiture.Assets-St.	1,335,437.32	2,348.42	12,101.35	1,325,684.39		1,325,684.39
315	Sheriff Ofc/Forfeiture.Assets-Fed.	384,985.14	4,854.60	78.00	389,761.74		389,761.74
320	Constable Pct. 2 F/A	0.01	-	-	0.01		0.01
322	Constable Pct 1 F/A	9,053.04	1.92	-	9,054.96		9,054.96
324	Constable Pct 4 F/A	0.76	-	-	0.76		0.76
332	Fire Marshal St. Ass't. Forfeiture	708.90	0.15	-	709.05		709.05
335	DA Asset Forfeiture-State	278,696.02	6,459.02	6,628.89	278,526.15	1,200,618.49	1,479,144.64
360	Law Enforcement Training	154,252.94	31.46	13,226.79	141,057.61		141,057.61
390	Child Protective Service IV-E	114,729.99	20.38	29,038.68	85,711.69		85,711.69
410	Child Support IVD Reimb.	223,008.61	2,184.21	3,450.00	221,742.82		221,742.82
415	Local Law Enf.Block Grant	9,261.20	17,839.79	18,861.63	8,239.36		8,239.36
440	Supervision	41,578.84	1,358,736.59	574,636.30	825,679.13	3,814,075.35	4,639,754.48

FORT BEND COUNTY TREASURER'S MONTHLY REPORT  
CASH AND INVESTMENT ACTIVITY  
December 31, 2024

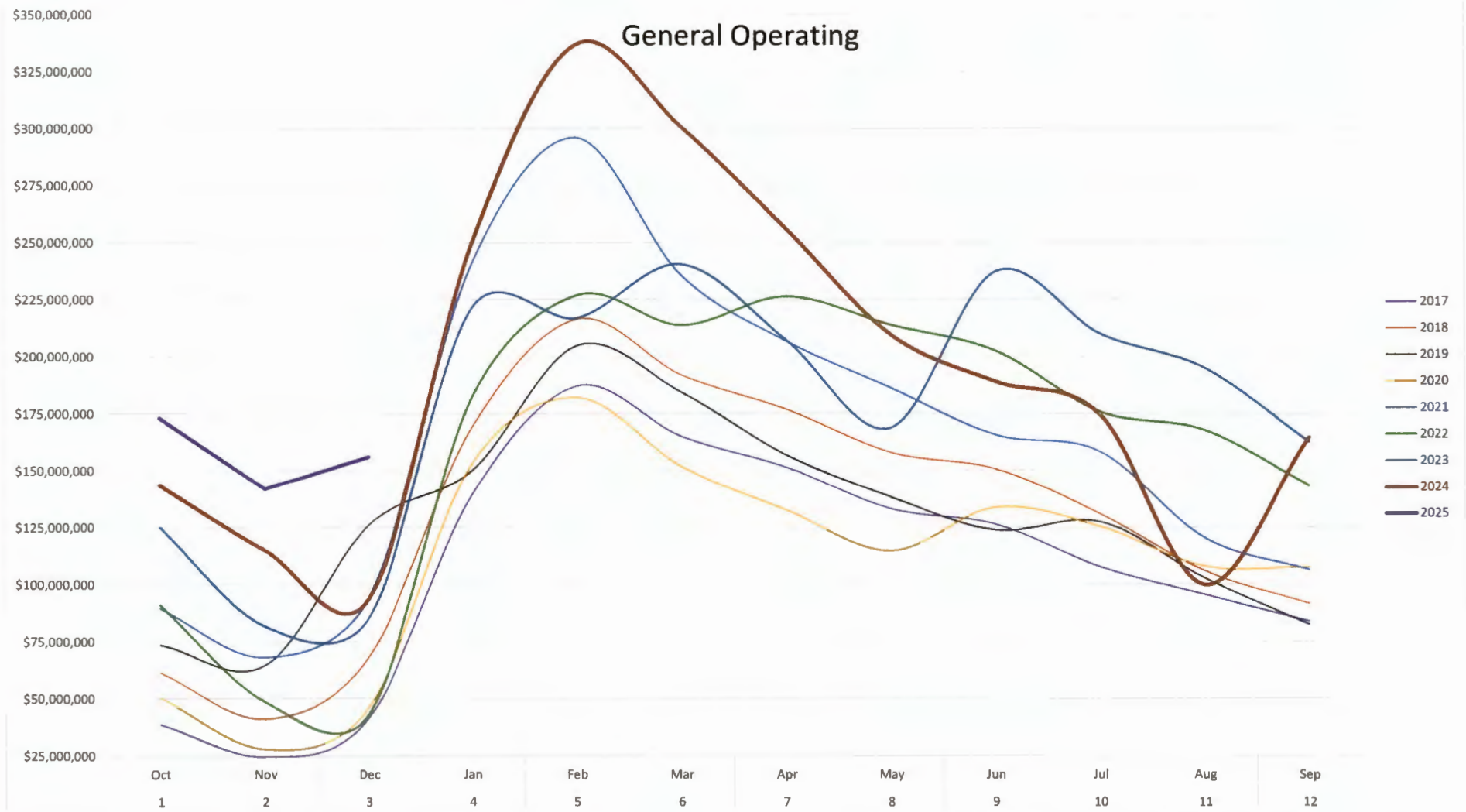
470	FBC Assist District #16	182,175.87	3,772.73	4,284.78	181,663.82	847,925.39	1,029,589.21
471	FBC Assist District #17	12,569.48	217.77	-	12,787.25		12,787.25
472	FBC Assist District #18	181,773.94	11,514.47		193,288.41		193,288.41
473	FBC Assist District #19	270,957.92	15,442.07	5,755.77	280,644.22		280,644.22
474	FBC Assist District #20	428,649.68	11,647.53	8,421.42	431,875.79		431,875.79
475	FBC Assist District #21	15,203.26	186.77	-	15,390.03		15,390.03
476	FBC Assist District #22	182,019.81	39,796.04	4,800.00	217,015.85	1,795,039.68	2,012,055.53
600/605	Debt Service Account	1,638,841.47	18,189,672.37	15,426,887.64	4,401,626.20	51,324,754.66	55,726,380.86
610	Drainage Debt Service	14,489.28	3.07	-	14,492.35	4,453,946.51	4,468,438.86
756	2018 Facilities Bond Projects	23,004.06	16,932.95	-	39,937.01	1,891,912.17	1,931,849.18
764	2020 Drainage Flood Projects	34,388.57	180,001.78	213,295.20	1,095.15	9,224,024.55	9,225,119.70
766	2020 Mobility - Tx Heritage Pkwy	107,833.96	22.83	-	107,856.79	-	107,856.79
768	2020A Tax Notes	3,681.78	0.78	-	3,682.56	662,943.81	666,626.37
773	FBC Tax Note 2022	329,544.63	1,370,015.36	783,063.80	916,496.19	22,255,299.33	23,171,795.52
775	Unlimited Tax Road Bonds	8,305.47	31.42	8,336.89	-	-	-
803	2021 FBCTRA Bond Projects	-	-	-	-	-	-
810	Toll Road Operations	9,511,232.10	5,147,528.20	14,333,873.88	324,886.42	155,735,509.34	156,060,395.76
815	Grand Pkwy Toll Road Ops	6,611,347.62	3,797,581.48	9,912,157.83	496,771.27	97,607,888.41	98,104,659.68
990	County's Cares Act	15,192.08	649.12	645.90	15,195.30	17,255,868.75	17,271,064.05
TREA	Treasurer's Account	3,362,836.87	68,201,710.24	71,563,085.57	1,461.54		1,461.54
INVE	FBC Investment Account	116.48	52,878,026.55	52,878,143.02	0.01		0.01
850M	Boon-Chapman Medical	478,914.21	5,500,875.29	4,119,089.91	1,860,699.59		1,860,699.59
850D	Boon-Chapman Dental	878,289.39	165.15	178,422.28	700,032.26		700,032.26
882	Boon-Chapman 125	604,146.79	91,930.02	90,864.14	605,212.67		605,212.67
884	Fee Officer's Account	942,094.20	1,986,103.58	1,767,819.79	1,160,377.99	2,309,266.26	3,469,644.25
912	JP Credit Card Processing	137,764.44	311,813.58	407,029.67	42,548.35		42,548.35
908	EMS Credit Card Processing	34,101.86	36,344.09	35,409.44	35,036.51		35,036.51
DACC	D A Credit Card Processing	2,597.06	10,490.73	8,850.92	4,236.87		4,236.87
PTCC	Public Transportation Credit Cards	34,800.57	32,656.91	66,187.20	1,270.28		1,270.28
CSCD	CSCD Credit Card Account	223,273.13	263,277.83	238,704.47	247,846.49		247,846.49
LBCC	Library Credit Card	1,699.94	6,416.83	4,220.06	3,896.71		3,896.71
JUCC	Juvenile Credit Card	129.96	1,737.22	1,250.06	617.12		617.12
SOCC	Sheriff Credit Card	29,624.05	32,562.00	31,670.89	30,515.16		30,515.16
TRCC	Toll Road Permit Credit Card	2,422.91	731.03	518.42	2,635.52		2,635.52

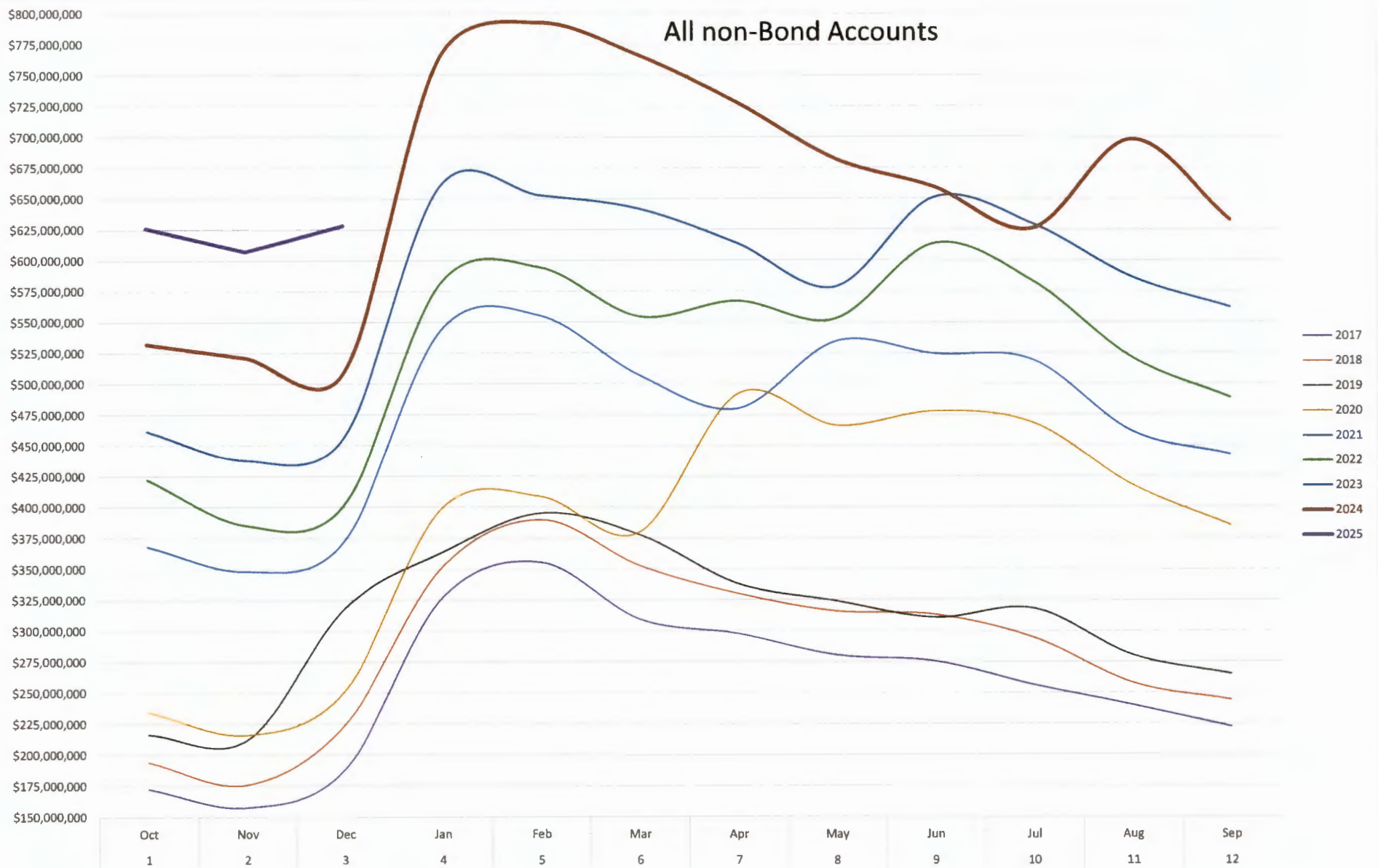
FORT BEND COUNTY TREASURER'S MONTHLY REPORT  
CASH AND INVESTMENT ACTIVITY  
December 31, 2024

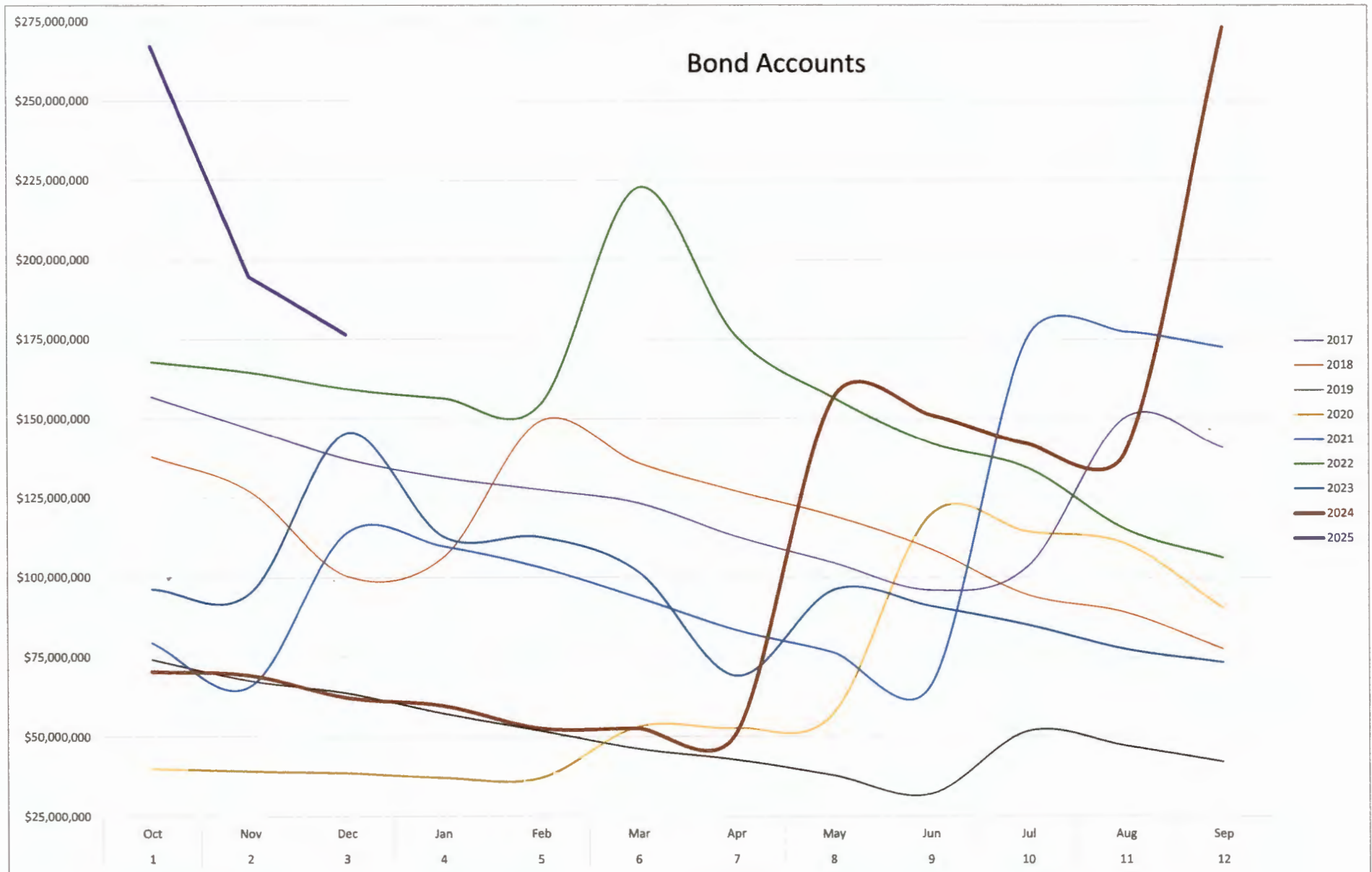
130	Assistance Dist Number 1	1,190,742.37	3,730.75	1,152,828.24	41,644.88	26,948,662.32	26,990,307.20
131	Assistant District Number 2	1,463,004.69	182,584.96	1,450,114.00	195,475.65	11,310,672.89	11,506,148.54
133	Assistant District Number 4	258,143.31	127,895.91	9,193.90	376,845.32	4,518,931.42	4,895,776.74
134	Assistant District Number 5	71,980.60	21,988.68	900.00	93,069.28	1,033,630.88	1,126,700.16
135	Assistant District Number 6	309,392.80	135,409.26	15,633.14	429,168.92	5,564,462.83	5,993,631.75
136	Assistant District Number 7	238,849.81	233,515.86	102,107.17	370,258.50	3,763,907.68	4,134,166.18
137	Assistant District Number 8	192,163.50	16,025.88	5,778.34	202,411.04		202,411.04
138	Assistant District Number 9	256,455.06	102,102.85	6,000.00	352,557.91	5,417,276.42	5,769,834.33
139	Assistant District Number 10	241,142.28	88,459.86	63,184.14	266,418.00	1,999,814.03	2,266,232.03
140	Assistant District Number 11	890,014.20	251,158.82	1,007,200.00	133,973.02	12,507,708.08	12,641,681.10
141	Assistant District Number 12	259,966.15	16,567.60	10,390.15	266,143.60		266,143.60
145	Emergency Svc Dist 100	581,422.73	123.12	-	581,545.85	14,662,409.26	15,243,955.11
146	Aliana Mgmt Dist. Agreement	245,924.32	2.08	-	245,926.40	1,258,299.39	1,504,225.79
CCCA	Non Fee Officer CC Clearing Acct	52,778.35	94,531.04	128,152.56	19,156.83		19,156.83
EPEC	Engineering Permitting E-Check	15,139.87	19,346.17	29,763.87	4,722.17		4,722.17
JP41	JP 4 E-Filing	8,815.69	20,742.01	23,989.94	5,567.76		5,567.76
JP12	JP 1-2 E-Filing	802.08	2,151.10	2,350.08	603.10		603.10
JP21	JP 2-1 E-Filing	8,625.27	29,157.07	29,148.27	8,634.07		8,634.07
JP11	JP 1-1 E-Filing	7,928.53	9,653.65	10,686.78	6,895.40		6,895.40
JP31	JP 3 E-Filing	9,932.40	21,338.17	27,853.15	3,417.42		3,417.42
JP2-2	JP 2-2 E-Filing	146.01	331.01	477.01	0.01		0.01
100Ce	EMS Patient Acct Svcs ACH	64,631.80	1,081,663.15	1,146,293.79	1.16		1.16
DCJS	DC Jury Summons Postage	15,775.80	2.82	4,279.87	11,498.75		11,498.75
ELCC	Elections CC Account	60.16	145.02	85.16	120.02		120.02
FMCC	Fire Marshal CC Account	28,930.10	58,778.60	54,670.10	33,038.60		33,038.60
PC	Petty Cash	-	511.13	511.13	-		-
CAPP	Narcotics Prepaid Cards	11,000.09	0.09	0.09	11,000.09		11,000.09
JPMS	Juror Payments -Rapid Financial	20,045.23	78,685.64	68,725.23	30,005.64		30,005.64
RBCC	Road & Bridge CC	8,801.37	7,802.79	1.37	16,602.79		16,602.79
EHCC	Environmental Health CC	6,800.04	57,810.02	63,250.04	1,360.02		1,360.02
779	Mobility 2024 Projects	1,966,529.29	3,933,046.01	5,841,516.74	58,058.56	46,960,844.83	47,018,903.39
501	FBC TIRZ1	82.02	0.02	-	82.04		82.04
804	2024 FBCTRA Bond Project	624,788.18	4,126,006.64	4,693,723.75	57,071.07	68,089,983.43	68,147,054.50
DCMO	DC Money Order	11,173.08	80,262.19	58,189.62	33,245.65		33,245.65

FORT BEND COUNTY TREASURER'S MONTHLY REPORT  
CASH AND INVESTMENT ACTIVITY  
December 31, 2024

765	Drainage Projects Tax Notes	172,185.59	123,688.10	291,446.75	4,426.94	3,790,778.70	3,795,205.64
770	2020 Parks Bonds	59,997.91	27,571.62	20,627.05	66,942.48	7,753,368.35	7,820,310.83
778	2023 County Co Projects	83,459.61	0.29	55,739.86	27,720.04	14,539,427.51	14,567,147.55
	Total	51,973,562.64	305,588,166.17	318,868,586.21	38,693,142.60	766,120,204.45	804,813,347.05







## All Accounts

