

ORDER APPROVING TREASURER'S MONTHLY REPORT

On the 9th day of July 2024, the Commissioners Court of Fort Bend County met in regular session. Upon motion by Commissioner Meyers and seconded by Commissioner Morales, the Commissioners Court approved and entered this order.


In compliance with Texas Local Government Code §114.026, the Commissioners Court have compared and examined the treasurer's report for the term of May 2024 and have determined that the report is correct. The court hereby approves the report and directs the clerk to enter the order in the minutes of the Court.

This order incorporates the treasurer's report for the term herein above stated (a copy of which report is attached hereto) as though fully expressed herein, said report separately stating the amount received and paid from each fund since the county treasurer's preceding report and any balance remaining in the treasurer's custody.

Further, the affidavits are approved and this Court orders that the same be published once in the newspaper or, on the county's Internet website.

Approved this 9th day of July 2024.

By: _____


KP George,
Fort Bend County Judge

§114.026. COUNTY TREASURER'S REPORT TO COMMISSIONERS COURT AT REGULAR TERM.

(a) At each regular term of the commissioner's court, the county treasurer shall make a detailed report of:

- (1) money received and disbursed;
- (2) debts due to and owed by the county; and
- (3) all other proceedings in the treasurer's office.

(b) At each regular term of the commissioner's court, the county treasurer shall exhibit the books and accounts of the treasurer's office for the inspection of the court and shall submit the vouchers relating to the books and accounts for audit and approval.

(c) After the commissioner's court has compared and examined the treasurer's report and has determined that the report is correct, the court shall enter an order in its minutes approving the report. The order must separately state the amount received and paid from each fund since the county treasurer's preceding report and any balance remaining in the treasurer's custody. The court shall properly credit the treasurer's accounts.

(d) Before the adjournment of each regular term of the commissioner's court, the county judge and each county commissioner shall give an affidavit stating that the requirements of Subsection (c) have been met at that term. The affidavit must state the amount of the cash and other assets that are in the custody of the county treasurer at the time of the examination. The affidavits must be filed with the county clerk and must be recorded in the minutes of the court for the term in which the affidavits are filed. The affidavits must be published once in a newspaper published in the county if there is such a newspaper or, if the county has an Internet website, on the county's website.

FORT BEND COUNTY TREASURER'S MONTHLY REPORT
 CASH AND INVESTMENT ACTIVITY
 May 31, 2024

FUND	DESCRIPTION	BEGINNING BALANCE	DEPOSITS	WITH-DRAWALS	ENDING BALANCE	INVESTMENTS	TREASURER'S TOTAL ENDING BALANCE
100	General Operating	6,932,404.05	125,714,128.43	122,640,618.86	10,005,913.62	199,715,696.49	209,721,610.11
150	Juvenile Operations	2,235,520.30	2,414,489.57	3,702,000.19	948,009.68	489,793.55	1,437,803.23
155	Road & Bridge	37,305.75	3,969,628.92	4,001,697.63	5,237.04	22,288,910.17	22,294,147.21
160	Drainage District	16,219.29	1,678,341.41	1,691,769.59	2,791.11	19,978,599.20	19,981,390.31
170	Statue Restoration	4,643.58	0.98	-	4,644.56		4,644.56
175	City Water Assistance	6,051.42	223.33	-	6,274.75		6,274.75
190	H L & P Assistance	26,135.86	5.51	392.94	25,748.43		25,748.43
195	County Law Library	14,682.85	82,156.18	76,027.46	20,811.57	1,149,798.57	1,170,610.14
200	Law Enforcement Academy	522,608.91	16,246.75	4,449.73	534,405.93		534,405.93
205	Surface Water Supply Corp.	8,392.53	1.78		8,394.31		8,394.31
206	Industrial Development Corp.	801.19	0.17	-	801.36		801.36
207	FBC Historical Commission	6,250.28	1.32	-	6,251.60		6,251.60
215	Library Donations	133,827.99	467.39	8,192.58	126,102.80		126,102.80
225	FBC Asset Forfeiture-Task-State	330,474.12	66.47	28,881.12	301,659.47	734,740.33	1,036,399.80
235	Probate Court Training	187,370.18	1,579.82	-	188,950.00		188,950.00
245	Alert Program-Juvenile	56,100.34	11.88	-	56,112.22		56,112.22
255	D A Asset Forfeiture-Fed.	55.76	0.01	-	55.77		55.77
265	Gus George Memorial	4,720.30	1.00	-	4,721.30		4,721.30
280	Co.Atty.Supplemental Salary	151,097.79	29.96	18,718.81	132,408.94		132,408.94
290	VIT Interest (Tax Coll)	85,215.19	273.80	-	85,488.99		85,488.99

FORT BEND COUNTY TREASURER'S MONTHLY REPORT
CASH AND INVESTMENT ACTIVITY
May 31, 2024

300	FBC Elections	1,045,074.10	216.90	49,333.65	995,957.35		995,957.35
310	Sheriff Ofc/Forfei.Assets-St.	1,089,745.77	230.67	4,024.15	1,085,952.29		1,085,952.29
315	Sheriff Ofc/Forfei.Assets-Fed.	201,193.09	2,616.76	-	203,809.85		203,809.85
320	Constable Pct. 2 F/A	0.01	-	-	0.01		0.01
322	Constable Pct 1 F/A	9,039.83	1.91	-	9,041.74		9,041.74
324	Constable Pct 4 F/A	0.76	-	-	0.76		0.76
332	Fire Marshal St. Ass't. Forfeiture	707.85	0.15	-	708.00		708.00
335	DA Asset Forfeit.-State	9,799.70	20,002.06	18,888.73	10,913.03	1,209,220.99	1,220,134.02
360	Law Enforcement Training	157,960.17	33.38	547.40	157,446.15		157,446.15
390	Child Protective Service IV-E	258,176.17	2,423.12	20,803.78	239,795.51		239,795.51
410	Child Support IVD Reimb.	208,229.59	2,087.59	-	210,317.18		210,317.18
415	Local Law Enf.Block Grant	12,455.19	2.44	5,199.66	7,257.97		7,257.97
440	Supervision	70,988.38	821,398.52	618,090.57	274,296.33	3,282,369.47	3,556,665.80
470	FBC Assist District #16	11,114.89	4,064.67	2,030.92	13,148.64	525,554.23	538,702.87
471	FBC Assist District #17	10,864.97	53.19	-	10,918.16		10,918.16
472	FBC Assist District #18	124,250.82	12,778.32		137,029.14		137,029.14
473	FBC Assist District #19	227,283.91	11,695.45	5,822.99	233,156.37		233,156.37
474	FBC Assist District #20	381,790.24	14,270.01	7,093.76	388,966.49		388,966.49
475	FBC Assist District #21	12,886.51	980.04	-	13,866.55		13,866.55
476	FBC Assist District #22	246,902.64	34,731.55	-	281,634.19	1,442,599.41	1,724,233.60
600/605	Debt Service Account	808,576.83	706,772.67	47,883.73	1,467,465.77	56,353,553.64	57,821,019.41
610	Drainage Debt Service	92,222.40	6,024.02	-	98,246.42	4,617,163.69	4,715,410.11

FORT BEND COUNTY TREASURER'S MONTHLY REPORT
CASH AND INVESTMENT ACTIVITY
May 31, 2024

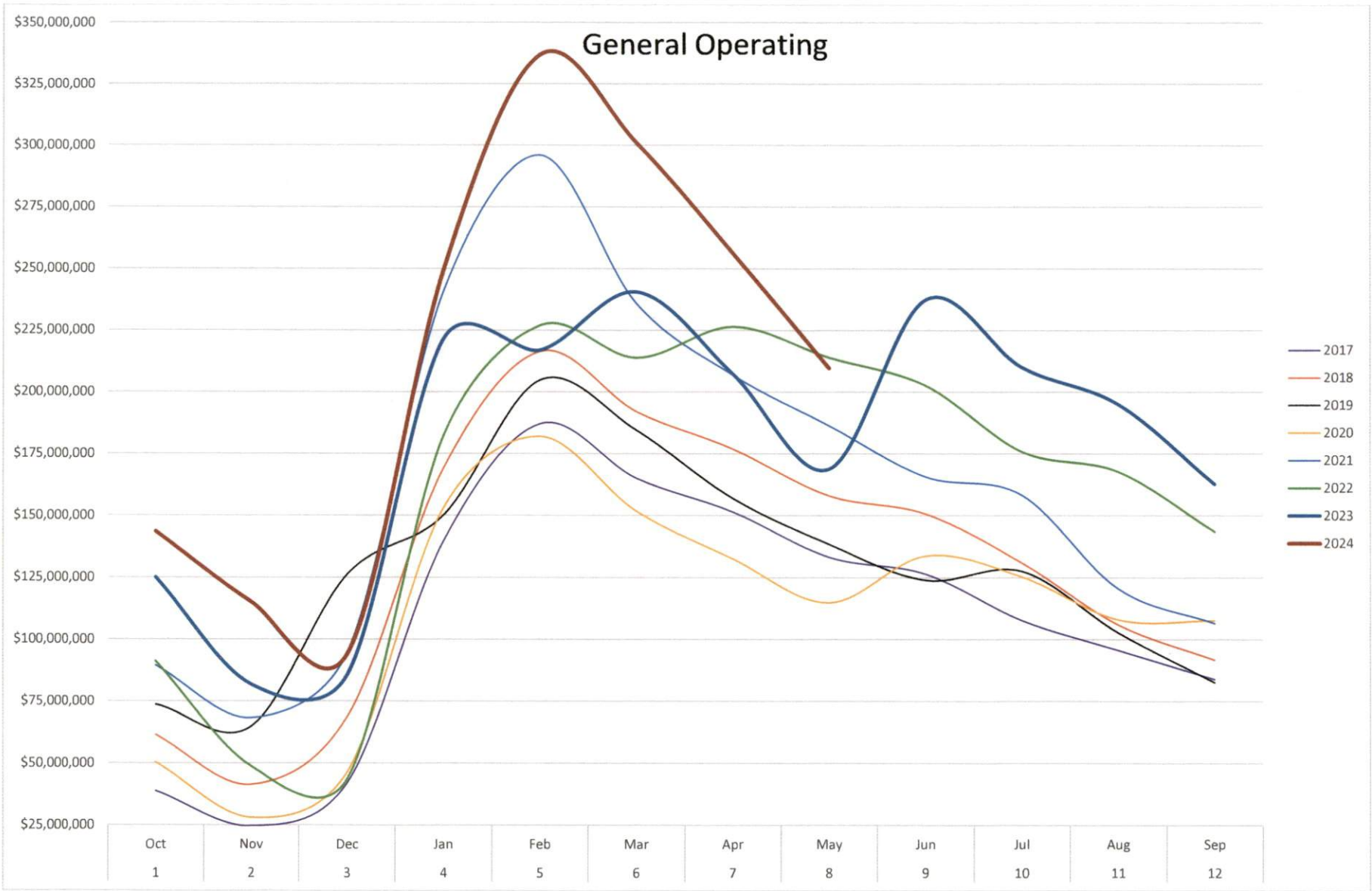
756	2018 Facilities Bond Projects	12,465.60	2.11	5,400.38	7,067.33	2,016,541.46	2,023,608.79
764	2020 Drainage Flood Projects	1,907.05	390,001.30	384,208.84	7,699.51	12,171,749.60	12,179,449.11
766	2020 Mobility - Tx Heritage Pkwy	107,676.48	22.80	-	107,699.28	-	107,699.28
768	2020A Tax Notes	3,672.31	0.78	-	3,673.09	1,242,185.23	1,245,858.32
773	FBC Tax Note 2022	5,213.18	75,001.36	75,803.45	4,411.09	24,280,323.91	24,284,735.00
775	Unlimited Tax Road Bonds	1,756,684.47	370.96	10,074.61	1,746,980.82	-	1,746,980.82
803	2021 FBCTRA Bond Projects	68,047.46	2,930,237.33	2,951,715.24	46,569.55	8,672,875.15	8,719,444.70
810	Toll Road Operations	5,163,223.60	5,052,602.32	1,765,703.70	8,450,122.22	126,662,696.33	135,112,818.55
815	Grand Pkwy Toll Road Ops	3,348,791.81	3,555,325.67	4,055,569.83	2,848,547.65	81,173,664.73	84,022,212.38
990	County's Cares Act	4,305.56	595,552.27	594,264.38	5,593.45	44,356,091.28	44,361,684.73
TREA	Treasurer's Account	1,307,390.79	13,476,174.64	13,542,618.09	1,240,947.34		1,240,947.34
INVE	FBC Investment Account	-	90,000,000.00	90,000,000.00	-		-
850M	Boon-Chapman Medical	1,241,756.87	4,601,717.74	4,266,610.41	1,576,864.20		1,576,864.20
850D	Boon-Chapman Dental	871,816.98	153.62	288,973.10	582,997.50		582,997.50
882	Boon-Chapman 125	443,586.97	91,850.39	82,807.55	452,629.81		452,629.81
884	Fee Officer's Account	1,270,710.32	1,993,121.49	2,277,350.84	986,480.97	2,310,595.93	3,297,076.90
912	JP Credit Card Processing	101,358.71	329,542.87	367,626.11	63,275.47		63,275.47
908	EMS Credit Card Processing	45,589.41	46,114.41	51,631.23	40,072.59		40,072.59
DACC	D A Credit Card Processing	446.43	16,495.12	16,845.29	96.26		96.26
PTCC	Public Transportation Credit Cards	28,518.18	32,452.81	58,884.80	2,086.19		2,086.19
CSCD	CSCD Credit Card Account	268,198.17	266,085.97	285,079.02	249,205.12		249,205.12

FORT BEND COUNTY TREASURER'S MONTHLY REPORT
CASH AND INVESTMENT ACTIVITY
May 31, 2024

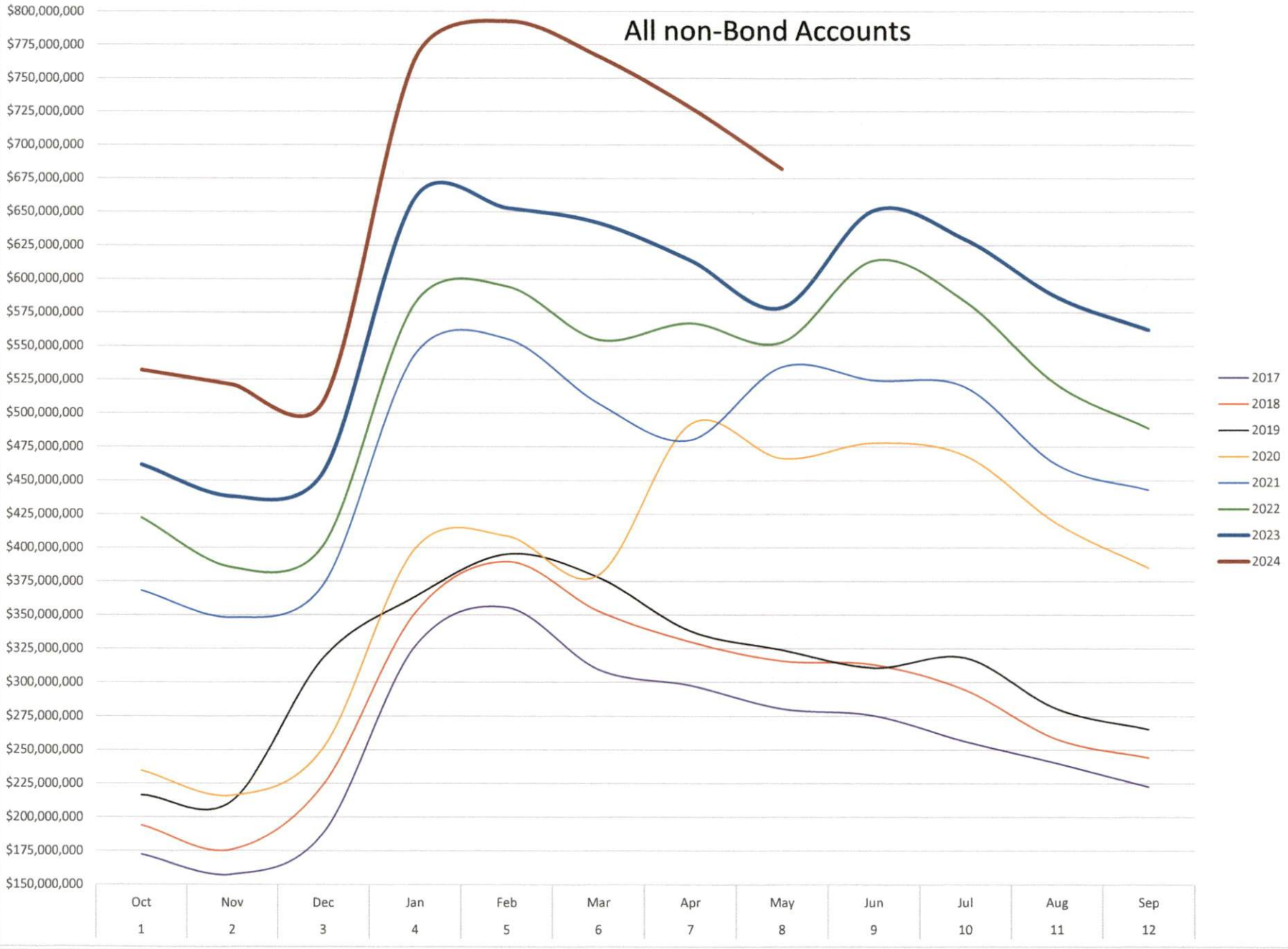
LBCC	Library Credit Card	3,348.55	9,488.71	9,395.78	3,441.48		3,441.48
JUCC	Juvenile Credit Card	130.20	553.88	554.14	129.94		129.94
SOCC	Sheriff Credit Card	26,657.92	28,165.25	30,694.30	24,128.87		24,128.87
TRCC	Toll Road Permit Credit Card	725.54	4,127.50	2,297.63	2,555.41		2,555.41
130	Assistance Dist Number 1	53,245.65	678,128.80	49,642.58	681,731.87	21,492,942.54	22,174,674.41
131	Assistant District Number 2	22,682.23	249,754.10	35,388.23	237,048.10	13,359,487.58	13,596,535.68
133	Assistant District Number 4	10,609.08	126,794.10	6,810.50	130,592.68	3,494,226.89	3,624,819.57
134	Assistant District Number 5	90,665.47	16,795.83	-	107,461.30	854,892.54	962,353.84
135	Assistant District Number 6	46,342.61	211,843.13	94,709.35	163,476.39	4,206,277.73	4,369,754.12
136	Assistant District Number 7	28,353.63	215,103.89	176,191.27	67,266.25	3,303,267.43	3,370,533.68
137	Assistant District Number 8	162,972.90	7,679.51	3,822.06	166,830.35		166,830.35
138	Assistant District Number 9	58,027.41	146,978.20	49,642.58	155,363.03	4,854,541.65	5,009,904.68
139	Assistant District Number 10	62,175.14	91,381.62	68,650.59	84,906.17	1,790,437.55	1,875,343.72
140	Assistant District Number 11	57,754.39	246,651.66	49,642.59	254,763.46	10,407,272.24	10,662,035.70
141	Assistant District Number 12	194,297.19	17,873.02	8,914.91	203,255.30		203,255.30
145	Emergency Svc Dist 100	62,279.64	13.19	-	62,292.83	14,009,632.39	14,071,925.22
146	Aliana Mgmt Dist. Agreement	35,280.17	268,436.81	36,961.46	266,755.52	755,246.57	1,022,002.09
CCCA	Non Fee Officer CC Clearing Acct	54,653.96	83,899.08	113,477.43	25,075.61		25,075.61
EPEC	Engineering Permitting E-Check	13,486.89	24,458.87	32,812.89	5,132.87		5,132.87
JP41	JP 4 E-Filing	4,535.81	19,637.66	21,256.81	2,916.66		2,916.66
JP12	JP 1-2 E-Filing	1,678.14	4,159.18	5,473.14	364.18		364.18
JP21	JP 2-1 E-Filing	5,227.18	27,056.21	29,439.68	2,843.71		2,843.71

FORT BEND COUNTY TREASURER'S MONTHLY REPORT
 CASH AND INVESTMENT ACTIVITY
 May 31, 2024

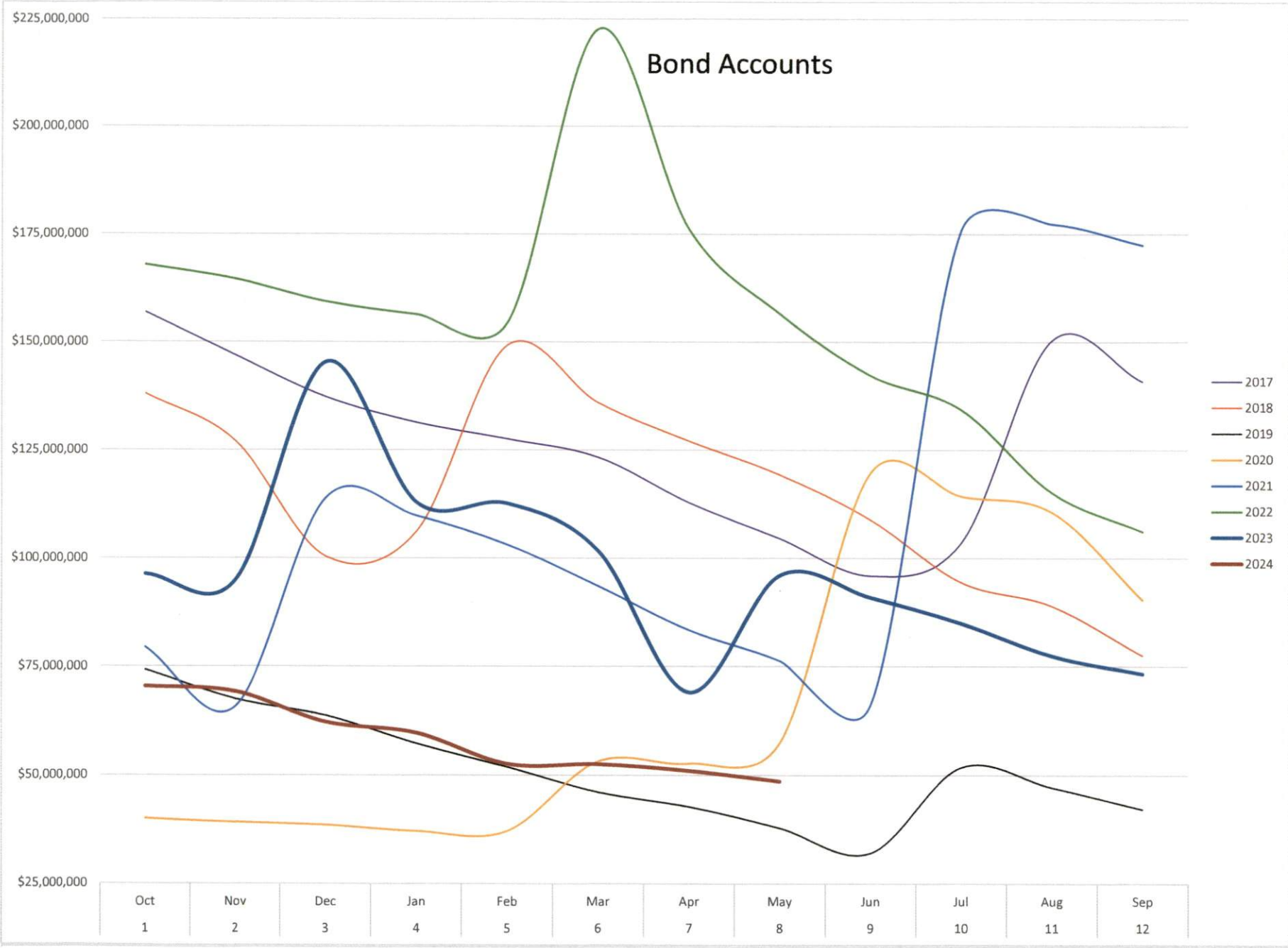
JP11	JP 1-1 E-Filing	113.34	7,069.23	7,149.34	33.23		33.23
JP31	JP 3 E-Filing	5,027.71	20,784.50	23,684.46	2,127.75		2,127.75
JP2-2	JP 2-2 E-Filing	185.00	223.00	408.00	-		-
100Ce	EMS Patient Acct Svcs ACH	2,643.16	849,570.42	852,213.42	0.16		0.16
DCJS	DC Jury Summons Postage	13,572.50	2.43	4,564.06	9,010.87		9,010.87
ELCC	Elections CC Account	494.54	225.12	0.14	719.52		719.52
FMCC	Fire Marshal CC Account	12,443.68	48,966.03	45,413.68	15,996.03		15,996.03
PC	Petty Cash	-	2,085.51	2,085.51	-		-
CAPP	Narcotics Prepaid Cards	11,002.25	2.33	2.25	11,002.33		11,002.33
400A	Section 108 Arcola Loan Acct	7.58	-	7.58	-		-
JPMS	Juror Payments -Rapid Financial	12,034.72	75,457.88	58,182.72	29,309.88		29,309.88
RBCC	Road & Bridge CC	8,601.34	8,101.58	8,301.34	8,401.58		8,401.58
EHCC	Environmental Health CC	5,052.37	83,414.13	53,482.37	34,984.13		34,984.13
779	Mobility 2024 Projects	0.06	-	0.06	-		-
501	FBC TIRZ1	-	141,114.37	-	141,114.37		141,114.37
804	2024 FBCTRA Bond Project	-	107,933,459.35	90,000,000.00	17,933,459.35		17,933,459.35
	Total	32,856,809.80	370,620,320.14	345,914,907.97	57,562,221.97	693,202,948.47	750,765,170.44



All non-Bond Accounts



Bond Accounts



All Accounts

