

## ORDER APPROVING TREASURER'S MONTHLY REPORT

On the 28th day of May 2024, the Commissioners Court of Fort Bend County met in regular session. Upon motion by Commissioner Myers and seconded by Commissioner Prestage, the Commissioners Court approved and entered this order.

In compliance with Texas Local Government Code §114.026, the Commissioners Court have compared and examined the treasurer's report for the term of April 2024 and have determined that the report is correct. The court hereby approves the report and directs the clerk to enter the order in the minutes of the Court.

This order incorporates the treasurer's report for the term herein above stated (a copy of which report is attached hereto) as though fully expressed herein, said report separately stating the amount received and paid from each fund since the county treasurer's preceding report and any balance remaining in the treasurer's custody.

Further, the affidavits are approved and this Court orders that the same be published once in the newspaper or, on the county's Internet website.

Approved this 28th day of May 2024.

By:

  
\_\_\_\_\_  
KP George,  
Fort Bend County Judge

**§114.026. COUNTY TREASURER'S REPORT TO COMMISSIONERS COURT AT REGULAR TERM.**

(a) At each regular term of the commissioner's court, the county treasurer shall make a detailed report of:

- (1) money received and disbursed;
- (2) debts due to and owed by the county; and
- (3) all other proceedings in the treasurer's office.

(b) At each regular term of the commissioner's court, the county treasurer shall exhibit the books and accounts of the treasurer's office for the inspection of the court and shall submit the vouchers relating to the books and accounts for audit and approval.

(c) After the commissioner's court has compared and examined the treasurer's report and has determined that the report is correct, the court shall enter an order in its minutes approving the report. The order must separately state the amount received and paid from each fund since the county treasurer's preceding report and any balance remaining in the treasurer's custody. The court shall properly credit the treasurer's accounts.

(d) Before the adjournment of each regular term of the commissioner's court, the county judge and each county commissioner shall give an affidavit stating that the requirements of Subsection (c) have been met at that term. The affidavit must state the amount of the cash and other assets that are in the custody of the county treasurer at the time of the examination. The affidavits must be filed with the county clerk and must be recorded in the minutes of the court for the term in which the affidavits are filed. The affidavits must be published once in a newspaper published in the county if there is such a newspaper or, if the county has an Internet website, on the county's website.

FORT BEND COUNTY TREASURER'S MONTHLY REPORT  
CASH AND INVESTMENT ACTIVITY  
April 30, 2024

FUND	DESCRIPTION	BEGINNING BALANCE	DEPOSITS	WITH-DRAWALS	ENDING BALANCE	INVESTMENTS	TREASURER'S TOTAL ENDING BALANCE
100	General Operating	19,494,211.35	213,085,263.41	225,647,070.71	6,932,404.05	249,315,588.94	256,247,992.99
150	Juvenile Operations	367,116.18	3,505,437.65	1,637,033.53	2,235,520.30	1,046,768.13	3,282,288.43
155	Road & Bridge	142,974.93	1,645,744.96	1,751,414.14	37,305.75	24,675,854.81	24,713,160.56
160	Drainage District	6,812.39	721,787.49	712,380.59	16,219.29	21,451,041.02	21,467,260.31
170	Statue Restoration	4,642.63	0.95	-	4,643.58		4,643.58
175	City Water Assistance	5,808.19	243.23	-	6,051.42		6,051.42
190	H L & P Assistance	28,366.11	5.53	2,235.78	26,135.86		26,135.86
195	County Law Library	23,363.86	43,275.61	51,956.62	14,682.85	1,172,680.28	1,187,363.13
200	Law Enforcement Academy	530,126.71	1,922.88	9,440.68	522,608.91		522,608.91
205	Surface Water Supply Corp.	8,390.81	1.72		8,392.53		8,392.53
206	Industrial Development Corp.	801.03	0.16	-	801.19		801.19
207	FBC Historical Commission	6,349.00	1.28	100.00	6,250.28		6,250.28
215	Library Donations	122,569.83	16,421.33	5,163.17	133,827.99		133,827.99
225	FBC Asset Forfeiture-Task-State	246,743.59	125,360.65	41,630.12	330,474.12	731,370.97	1,061,845.09
235	Probate Court Training	186,181.86	1,188.32	-	187,370.18		187,370.18
245	Alert Program-Juvenile	56,088.85	11.49	-	56,100.34		56,100.34
255	D A Asset Forfeiture-Fed.	55.75	0.01	-	55.76		55.76
265	Gus George Memorial	4,719.33	0.97	-	4,720.30		4,720.30
280	Co.Atty.Supplemental Salary	163,538.03	31.79	12,472.03	151,097.79		151,097.79
290	VIT Interest (Tax Coll)	84,082.14	1,183.40	50.35	85,215.19		85,215.19

FORT BEND COUNTY TREASURER'S MONTHLY REPORT  
CASH AND INVESTMENT ACTIVITY  
April 30, 2024

300	FBC Elections	672,155.04	514,346.52	141,427.46	1,045,074.10		1,045,074.10
310	Sheriff Ofc/Forfei.Assets-St.	1,070,360.75	26,673.17	7,288.15	1,089,745.77		1,089,745.77
315	Sheriff Ofc/Forfei.Assets-Fed.	193,159.41	8,033.68	-	201,193.09		201,193.09
320	Constable Pct. 2 F/A	0.01	-	-	0.01		0.01
322	Constable Pct 1 F/A	9,037.98	1.85	-	9,039.83		9,039.83
324	Constable Pct 4 F/A	0.76	-	-	0.76		0.76
332	Fire Marshal St. Ass't. Forfeiture	707.70	0.15	-	707.85		707.85
335	DA Asset Forfeit.-State	4,432.34	12,000.58	6,633.22	9,799.70	1,223,592.91	1,233,392.61
360	Law Enforcement Training	162,411.54	32.90	4,484.27	157,960.17		157,960.17
390	Child Protective Service IV-E	260,953.21	53.13	2,830.17	258,176.17		258,176.17
410	Child Support IVD Reimb.	205,748.65	2,480.94	-	208,229.59		208,229.59
415	Local Law Enf.Block Grant	30,174.25	5.58	17,724.64	12,455.19		12,455.19
440	Supervision	1,033,380.04	553,330.89	1,515,722.55	70,988.38	3,422,294.15	3,493,282.53
470	FBC Assist District #16	10,140.82	1,945.83	971.76	11,114.89	523,144.15	534,259.04
471	FBC Assist District #17	10,475.10	389.87	-	10,864.97		10,864.97
472	FBC Assist District #18	118,752.13	5,498.69		124,250.82		124,250.82
473	FBC Assist District #19	222,652.83	9,215.50	4,584.42	227,283.91		227,283.91
474	FBC Assist District #20	373,667.38	16,167.35	8,044.49	381,790.24		381,790.24
475	FBC Assist District #21	12,578.17	308.34	-	12,886.51		12,886.51
476	FBC Assist District #22	215,214.89	31,687.75	-	246,902.64	1,434,140.63	1,681,043.27
600/605	Debt Service Account	714,502.39	13,170,574.74	13,076,500.30	808,576.83	56,038,098.35	56,846,675.18
610	Drainage Debt Service	76,100.11	16,922.29	800.00	92,222.40	4,595,990.32	4,688,212.72

FORT BEND COUNTY TREASURER'S MONTHLY REPORT  
CASH AND INVESTMENT ACTIVITY  
April 30, 2024

756	2018 Facilities Bond Projects	20,933.00	3.60	8,471.00	12,465.60	2,007,294.01	2,019,759.61
764	2020 Drainage Flood Projects	21,460.18	10,001.83	29,554.96	1,907.05	12,505,787.18	12,507,694.23
766	2020 Mobility - Tx Heritage Pkwy	107,654.42	22.06	-	107,676.48	-	107,676.48
768	2020A Tax Notes	3,671.56	0.75	-	3,672.31	1,236,488.85	1,240,161.16
773	FBC Tax Note 2022	5,135.80	58,000.63	57,923.25	5,213.18	24,243,811.94	24,249,025.12
775	Unlimited Tax Road Bonds	448,318.97	1,319,381.42	11,015.92	1,756,684.47	-	1,756,684.47
803	2021 FBCTRA Bond Projects	23,992.69	1,723,569.38	1,679,514.61	68,047.46	10,832,895.32	10,900,942.78
810	Toll Road Operations	3,265,747.29	5,333,429.35	3,435,953.04	5,163,223.60	125,928,896.04	131,092,119.64
815	Grand Pkwy Toll Road Ops	3,261,586.79	3,790,905.89	3,703,700.87	3,348,791.81	80,690,820.24	84,039,612.05
990	County's Cares Act	10,219.19	18,540,604.58	18,546,518.21	4,305.56	44,675,400.90	44,679,706.46
TREA	Treasurer's Account	2,319,681.96	21,632,507.58	22,644,798.75	1,307,390.79		1,307,390.79
INVE	FBC Investment Account	-	155,940,000.00	155,940,000.00	-		-
850M	Boon-Chapman Medical	1,975,021.30	3,700,769.79	4,434,034.22	1,241,756.87		1,241,756.87
850D	Boon-Chapman Dental	660,330.53	400,186.75	188,700.30	871,816.98		871,816.98
882	Boon-Chapman 125	434,042.82	92,104.64	82,560.49	443,586.97		443,586.97
884	Fee Officer's Account	1,393,454.20	1,943,470.41	2,066,214.29	1,270,710.32	2,310,257.38	3,580,967.70
912	JP Credit Card Processing	69,940.63	354,584.68	323,166.60	101,358.71		101,358.71
908	EMS Credit Card Processing	31,864.73	53,769.67	40,044.99	45,589.41		45,589.41
DACC	D A Credit Card Processing	3,194.55	19,255.29	22,003.41	446.43		446.43
PTCC	Public Transportation Credit Cards	2,644.42	25,878.40	4.64	28,518.18		28,518.18
CSCD	CSCD Credit Card Account	268,512.70	286,900.75	287,215.28	268,198.17		268,198.17

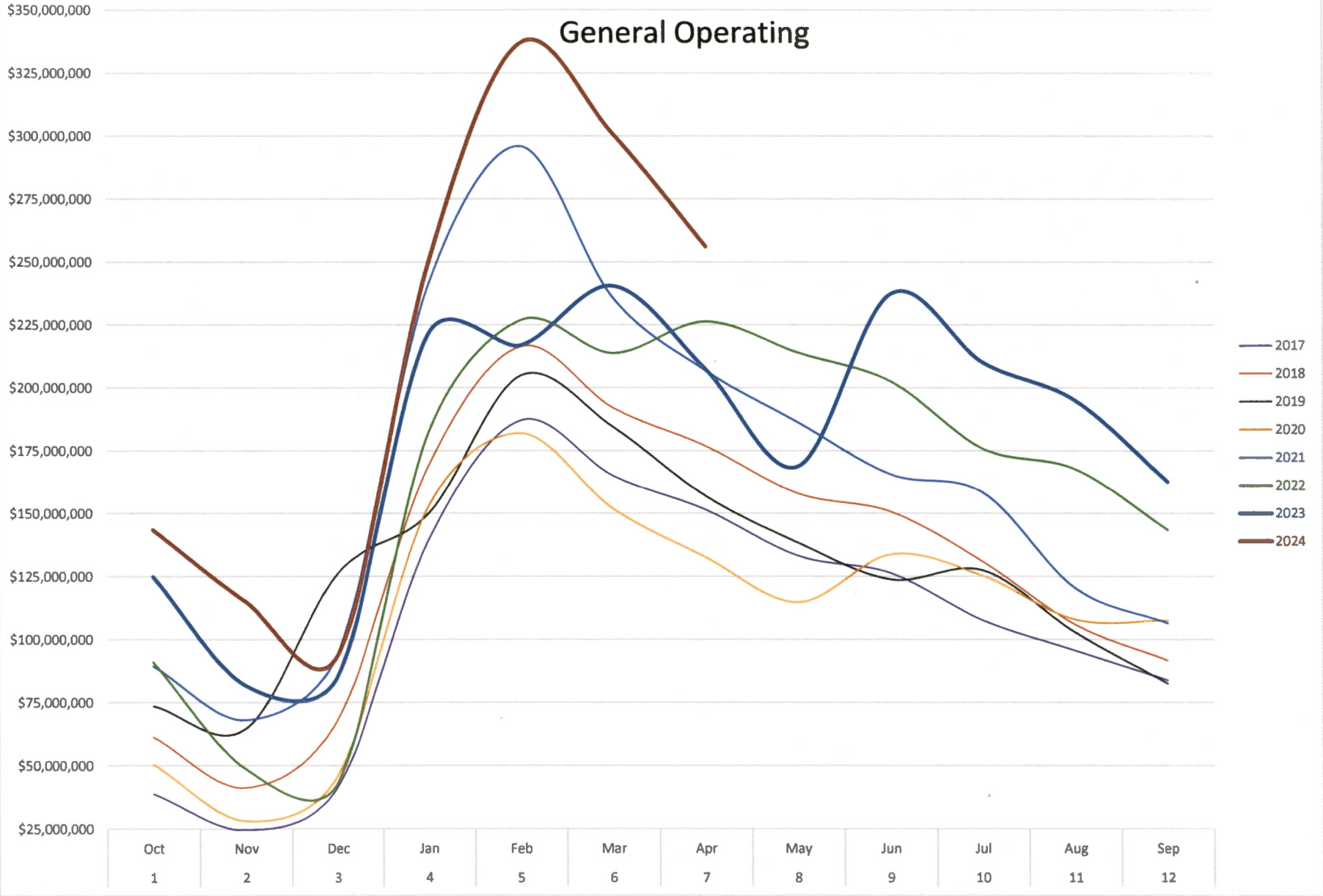
FORT BEND COUNTY TREASURER'S MONTHLY REPORT  
CASH AND INVESTMENT ACTIVITY  
April 30, 2024

LBCC	Library Credit Card	1,701.83	9,002.91	7,356.19	3,348.55		3,348.55
JUCC	Juvenile Credit Card	249.94	5,717.91	5,837.65	130.20		130.20
SOCC	Sheriff Credit Card	23,749.77	30,435.82	27,527.67	26,657.92		26,657.92
TRCC	Toll Road Permit Credit Card	2,233.85	1,298.16	2,806.47	725.54		725.54
130	Assistance Dist Number 1	22,057.13	531,188.52	500,000.00	53,245.65	21,368,573.93	21,421,819.58
131	Assistant District Number 2	56,137.92	166,544.31	200,000.00	22,682.23	13,281,633.89	13,304,316.12
133	Assistant District Number 4	2,485.24	110,931.84	102,808.00	10,609.08	3,474,516.46	3,485,125.54
134	Assistant District Number 5	75,235.05	15,430.42	-	90,665.47	850,972.18	941,637.65
135	Assistant District Number 6	88,664.59	113,951.70	156,273.68	46,342.61	4,191,458.65	4,237,801.26
136	Assistant District Number 7	48,239.43	160,205.93	180,091.73	28,353.63	3,284,432.71	3,312,786.34
137	Assistant District Number 8	160,150.05	5,612.26	2,789.41	162,972.90		162,972.90
138	Assistant District Number 9	80,731.96	77,295.45	100,000.00	58,027.41	4,826,749.78	4,884,777.19
139	Assistant District Number 10	44,617.39	75,173.75	57,616.00	62,175.14	1,780,383.67	1,842,558.81
140	Assistant District Number 11	132,920.07	174,834.32	250,000.00	57,754.39	10,346,643.44	10,404,397.83
141	Assistant District Number 12	174,693.29	19,603.90	-	194,297.19		194,297.19
145	Emergency Svc Dist 100	62,266.88	12.76	-	62,279.64	13,926,953.96	13,989,233.60
146	Aliana Mgmt Dist. Agreement	35,272.94	7.23	-	35,280.17	751,783.14	787,063.31
CCCA	Non Fee Officer CC Clearing Acct	40,840.51	121,937.63	108,124.18	54,653.96		54,653.96
EPEC	Engineering Permitting E-Check	8,690.52	27,616.89	22,820.52	13,486.89		13,486.89
JP41	JP 4 E-Filing	2,629.83	19,751.81	17,845.83	4,535.81		4,535.81
JP12	JP 1-2 E-Filing	406.14	4,047.14	2,775.14	1,678.14		1,678.14
JP21	JP 2-1 E-Filing	4,382.43	29,427.93	28,583.18	5,227.18		5,227.18

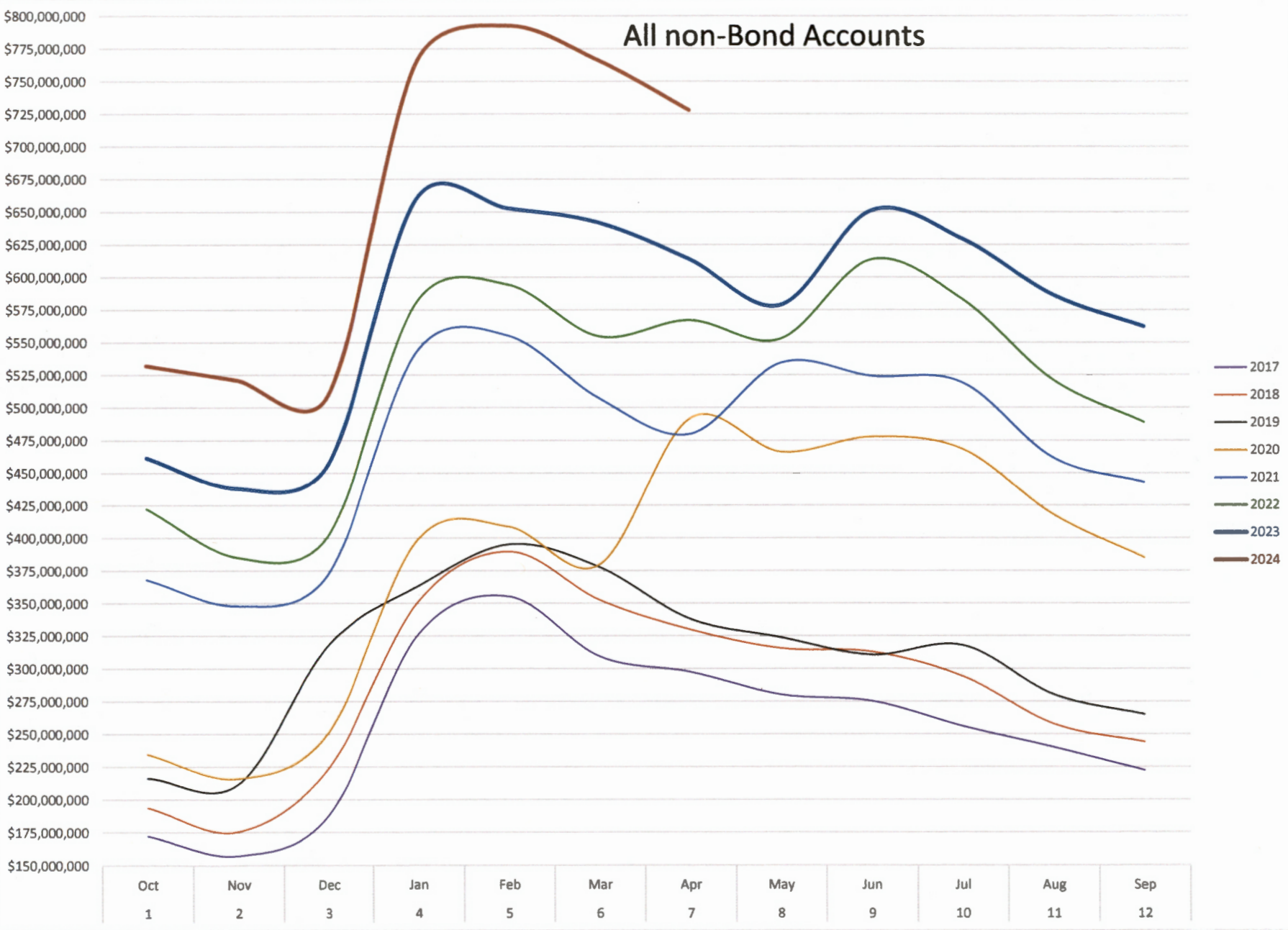
FORT BEND COUNTY TREASURER'S MONTHLY REPORT  
 CASH AND INVESTMENT ACTIVITY  
 April 30, 2024

JP11	JP 1-1 E-Filing	1,437.40	7,063.34	8,387.40	113.34	113.34
JP31	JP 3 E-Filing	1,735.79	19,747.71	16,455.79	5,027.71	5,027.71
JP2-2	JP 2-2 E-Filing	43.00	433.00	291.00	185.00	185.00
100Ce	EMS Patient Acct Svcs ACH	21,338.37	791,432.70	810,127.91	2,643.16	2,643.16
DCJS	DC Jury Summons Postage	17,632.82	3.21	4,063.53	13,572.50	13,572.50
ELCC	Elections CC Account	1,211.74	546.54	1,263.74	494.54	494.54
FMCC	Fire Marshal CC Account	6,801.32	55,533.68	49,891.32	12,443.68	12,443.68
PC	Petty Cash	-	1,258.28	1,258.28	-	-
CAPP	Narcotics Prepaid Cards	11,002.33	2.25	2.33	11,002.25	11,002.25
400A	Section 108 Arcola Loan Acct	230,926.67	7.58	230,926.67	7.58	7.58
JPMS	Juror Payments -Rapid Financial	17,607.38	74,038.72	79,611.38	12,034.72	12,034.72
RBCC	Road & Bridge CC	11,102.66	8,301.34	10,802.66	8,601.34	8,601.34
EHCC	Environmental Health CC	16,191.66	61,447.37	72,586.66	5,052.37	5,052.37
779	Mobility 2024 Projects	-	2,701.62	2,701.56	0.06	0.06
	<b>Total</b>	<b>42,612,343.70</b>	<b>451,465,445.96</b>	<b>461,220,979.86</b>	<b>32,856,809.80</b>	<b>748,146,318.33</b>
						<b>781,003,128.13</b>

# General Operating

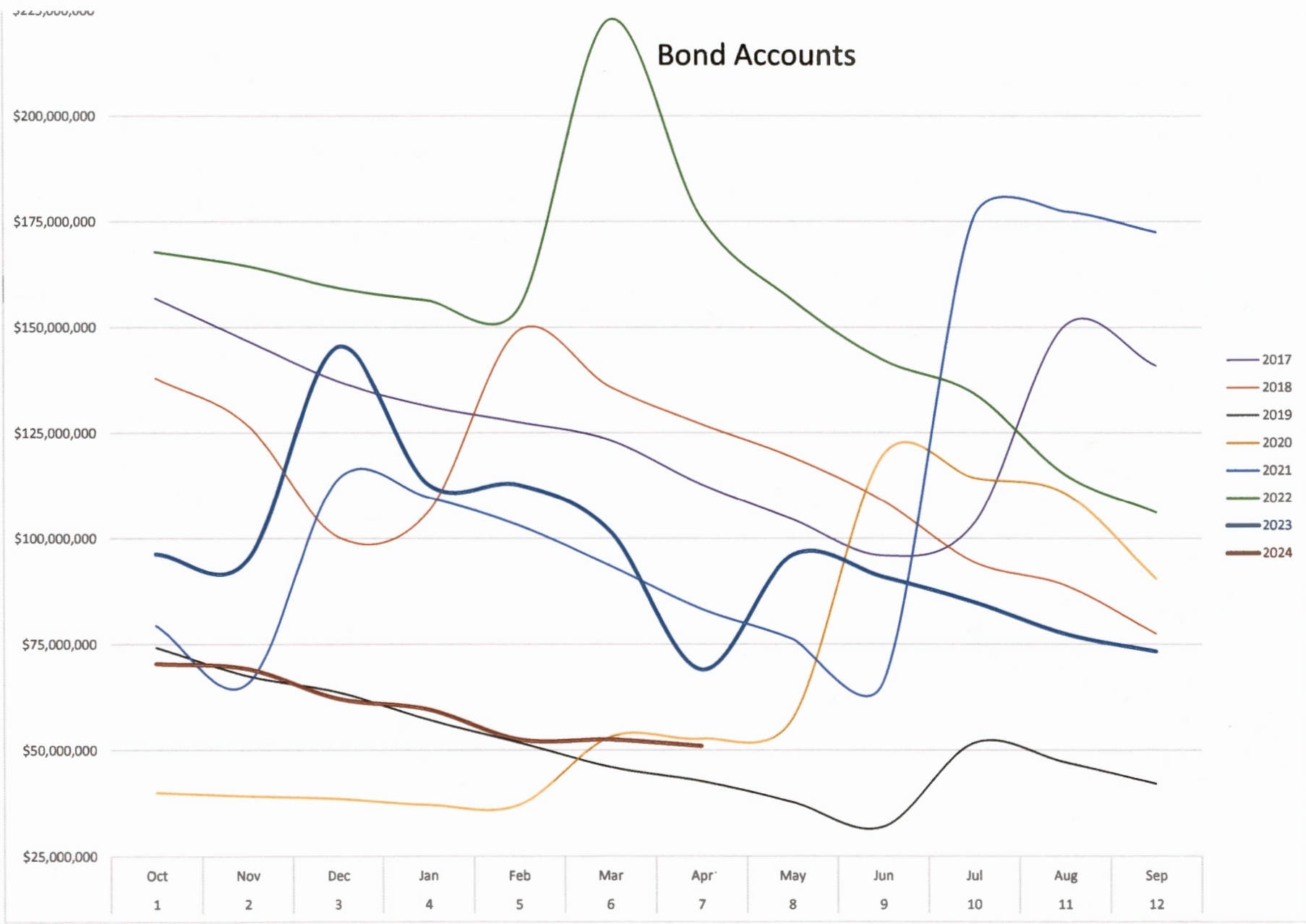


# All non-Bond Accounts



\$225,000,000

# Bond Accounts



\$900,000,000

...

# All Accounts

