

# Investment Report

## Ft. Bend County

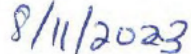
06/01/23 - 06/30/23

This report summarizes the investment position of Ft. Bend County for the period 06/01/23 to 06/30/23.

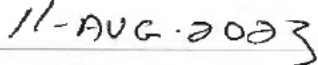
	05/31/23	06/30/23
Book Value	675,049,865.22	779,821,460.79
Market Value	675,049,865.22	779,821,460.79
Par Value	675,049,865.22	779,821,460.79
Change in Market Value		0.00
Weighted Average Maturity (in Days)	0	31
Weighted Average Yield-to-Maturity of Portfolio	4.8498%	4.7820%
Yield-to-Maturity of 90 Day T-Bill	5.1450%	5.1450%
Accrued Interest		0.00

This report is presented in accordance with the Texas Government Code Title 10 Section 2256.023. The below signed hereby certify that, to the best of their knowledge on the date this report was created, Ft. Bend County is in compliance with the provisions of Government Code 2256 and with the stated policies and strategies of Ft. Bend County.

  
\_\_\_\_\_  
Director of Finance & Investments

  
\_\_\_\_\_  
Date

  
\_\_\_\_\_  
County Treasurer

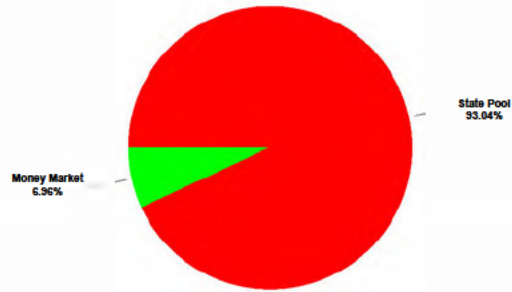
  
\_\_\_\_\_  
Date

# Investment Report

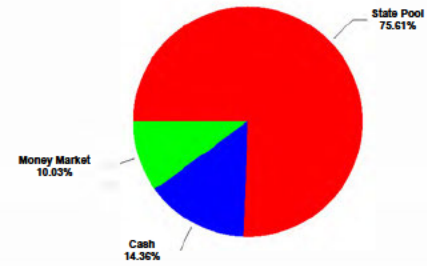
## Ft. Bend County

06/01/23 - 06/30/23

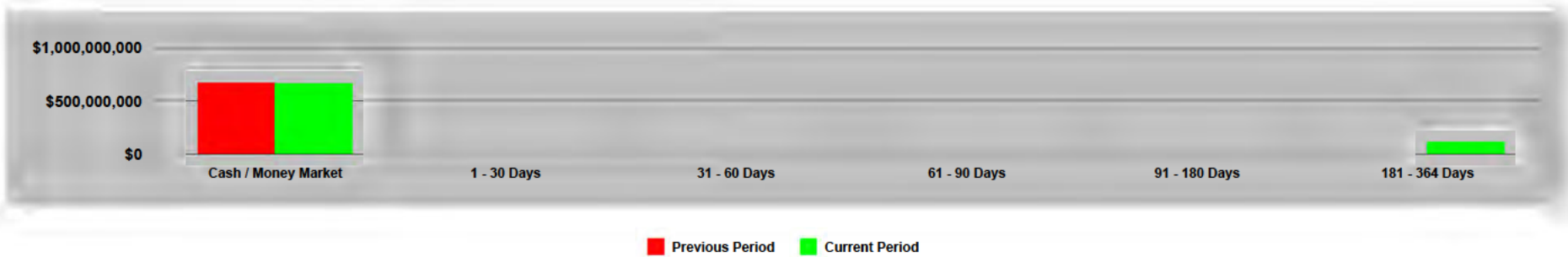
### Portfolio Composition - 05/31/23



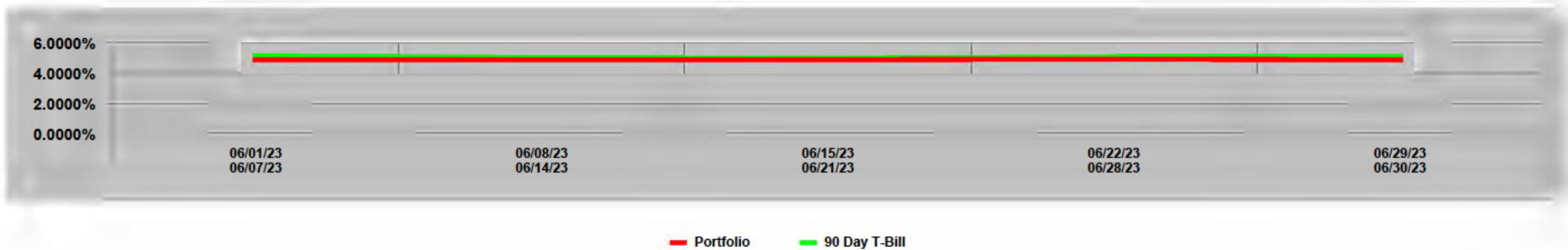
### Portfolio Composition - 06/30/23



### Maturity Aging - 05/31/23 vs 06/30/23



### Portfolio Performance - 06/01/23 to 06/30/23



# GASB 31 Compliance

## Ft. Bend County

Effective Interest - Actual Life  
Receipts in Period  
06/01/23 - 06/30/23

CUSIP	Invest Number	Security Description	Purchase Date	Sale Date	Valuation Method	Yield Earned	Price Source 06/01/23	Beginning Unit Price	Par Value On 06/01/23	Reported Value 06/01/23	Purchase Cost	Sales Proceeds	Ending Unit Price	Par Value On 06/30/23	Price Source 06/30/23	Reported Value 06/30/23	Change in Fair Value	Interest	Net Investment Income
MB02-MBIA General	AR-0015	State Pool	11/01/08	Open	Fair Value	5.2775	Manual	1.000000	72,053,072.09	72,053,072.09	0.00	-34,307,294.15	1.000000	106,380,366.24	Manual	106,380,366.24	0.00	301,818.03	301,818.03
MB03-MBIA Road & Bridge	AR-0016	State Pool	11/01/08	Open	Fair Value	5.2789	Manual	1.000000	6,857,023.74	6,857,023.74	0.00	1,198,617.35	1.000000	5,658,406.39	Manual	5,658,406.39	0.00	26,382.65	26,382.65
MB04-MBIA Drainage	AR-0017	State Pool	11/01/08	Open	Fair Value	5.2784	Manual	1.000000	9,904,569.37	9,904,569.37	0.00	2,701,302.37	1.000000	7,203,267.00	Manual	7,203,267.00	0.00	38,697.63	38,697.63
MB06-MBIA Toll Rd. Operations	AR-0019	State Pool	11/01/08	Open	Fair Value	5.2773	Manual	1.000000	90,399,392.42	90,399,392.42	0.00	-4,843,537.62	1.000000	95,042,930.04	Manual	95,042,930.04	0.00	393,537.62	393,537.62
TT00-TX TERM General	AR-0022	State Pool	11/01/08	Open	Fair Value	5.1048	Manual	1.000000	1,110.49	1,110.49	0.00	-4.66	1.000000	1,115.15	Manual	1,115.15	0.00	4.66	4.66
TT02-TX TERM Toll Rd. Operation	AR-0024	State Pool	11/01/08	Open	Fair Value	5.0998	Manual	1.000000	1,109.21	1,109.21	0.00	-4.85	1.000000	1,113.86	Manual	1,113.86	0.00	4.85	4.85
TT04-TX TERM Road & Bridge	AR-0026	State Pool	11/01/08	Open	Fair Value	5.0980	Manual	1.000000	1,107.20	1,107.20	0.00	-4.64	1.000000	1,111.84	Manual	1,111.84	0.00	4.64	4.64
TT05-TX TERM Drainage	AR-0027	State Pool	11/01/08	Open	Fair Value	5.1003	Manual	1.000000	367.31	367.31	0.00	-1.54	1.000000	368.85	Manual	368.85	0.00	1.54	1.54
LOG1-Logic- General	AR-0028	State Pool	11/10/08	Open	Fair Value	5.2516	Manual	1.000000	75,622,415.67	75,622,415.67	0.00	44,786,355.00	1.000000	30,856,060.67	Manual	30,856,060.67	0.00	233,645.00	233,645.00
LOG2-Logic-Toll Rd.Operations	AR-0029	State Pool	11/10/08	Open	Fair Value	5.2546	Manual	1.000000	14,030,619.24	14,030,619.24	0.00	-80,605.32	1.000000	14,091,224.56	Manual	14,091,224.56	0.00	60,605.32	60,605.32
LOG5-Logic-Drainage	AR-0032	State Pool	11/10/08	Open	Fair Value	5.2493	Manual	1.000000	8,944,787.79	8,944,787.79	0.00	7,974,060.07	1.000000	970,727.72	Manual	970,727.72	0.00	25,939.93	25,939.93
LOG8-Logic-Road & Bridge	AR-0035	State Pool	11/10/08	Open	Fair Value	5.2523	Manual	1.000000	6,311,850.40	6,311,850.40	0.00	2,977,497.38	1.000000	3,334,353.02	Manual	3,334,353.02	0.00	22,502.62	22,502.62
MB12-MBIA ESD 100 AGREEMENT	AR-0041	State Pool	08/31/16	Open	Fair Value	5.2776	Manual	1.000000	10,876,737.78	10,876,737.78	0.00	-2,048,633.34	1.000000	12,925,371.12	Manual	12,925,371.12	0.00	48,633.34	48,633.34
MB13-MBIA ASSISTANCE DIST #1	AR-0042	State Pool	08/31/16	Open	Fair Value	5.2774	Manual	1.000000	15,057,987.30	15,057,987.30	0.00	-816,192.05	1.000000	15,874,179.35	Manual	15,874,179.35	0.00	66,192.05	66,192.05
MB14-MBIA GR PARKWAY OPERATIONS	AR-0043	State Pool	08/31/16	Open	Fair Value	5.2720	Manual	1.000000	66,828,603.16	66,828,603.16	0.00	-2,990,762.78	1.000000	69,819,365.94	Manual	69,819,365.94	0.00	290,762.78	290,762.78
LO10-LOGIC-COUNTY'S CARE ACT	AR-0047	State Pool	05/12/20	Open	Fair Value	5.2546	Manual	1.000000	2,574,265.99	2,574,265.99	0.00	-11,119.54	1.000000	2,585,385.53	Manual	2,585,385.53	0.00	11,119.54	11,119.54
MB18-MBIA COUNTY'S CARES ACT	AR-0048	State Pool	05/12/20	Open	Fair Value	5.2771	Manual	1.000000	53,628,474.02	53,628,474.02	0.00	3,775,767.20	1.000000	49,852,706.82	Manual	49,852,706.82	0.00	224,232.80	224,232.80
MB19-MBIA FBC ASSIST. DIST. #2	AR-0049	State Pool	05/13/20	Open	Fair Value	5.2773	Manual	1.000000	10,299,190.64	10,299,190.64	0.00	-294,968.51	1.000000	10,594,159.15	Manual	10,594,159.15	0.00	44,968.51	44,968.51
MB20- MBIA FBC ASSIST. DIST. #4	AR-0050	State Pool	05/13/20	Open	Fair Value	5.2772	Manual	1.000000	2,855,138.72	2,855,138.72	0.00	-11,518.21	1.000000	2,866,656.93	Manual	2,866,656.93	0.00	11,518.21	11,518.21
MB21-MBIA FBC ASSIST. DIST. #6	AR-0051	State Pool	05/13/20	Open	Fair Value	5.2774	Manual	1.000000	4,031,619.98	4,031,619.98	0.00	-267,779.25	1.000000	4,299,399.23	Manual	4,299,399.23	0.00	17,779.25	17,779.25
MB23-MBIA JUVENILE	AR-0053	State Pool	05/13/20	Open	Fair Value	5.2769	Manual	1.000000	9,312,471.96	9,312,471.96	0.00	1,511,628.64	1.000000	7,800,843.32	Manual	7,800,843.32	0.00	38,371.36	38,371.36
MB24-MBIA DEBT SERVICE	AR-0054	State Pool	05/13/20	Open	Fair Value	5.2758	Manual	1.000000	48,058,822.56	48,058,822.56	0.00	19,025,487.21	1.000000	29,033,335.35	Manual	29,033,335.35	0.00	174,512.79	174,512.79
MB25-MBIA DRAINAGE DEBT SERVICE	AR-0055	State Pool	05/13/20	Open	Fair Value	5.2773	Manual	1.000000	4,538,985.84	4,538,985.84	0.00	-69,748.44	1.000000	4,608,734.28	Manual	4,608,734.28	0.00	19,748.44	19,748.44
MB26-FACILITIES BOND 2018	AR-0056	State Pool	05/13/20	Open	Fair Value	5.2771	Manual	1.000000	2,883,296.65	2,883,296.65	0.00	289,400.96	1.000000	2,393,895.69	Manual	2,393,895.69	0.00	10,599.04	10,599.04
MB27-MBIA TX HERITAGE PARKWAY	AR-0057	State Pool	05/13/20	Open	Fair Value	5.2773	Manual	1.000000	511,978.14	511,978.14	0.00	-2,221.01	1.000000	514,199.15	Manual	514,199.15	0.00	2,221.01	2,221.01
Cadence-Money Market Accts	AR-0058	Money Market	01/31/21	Open	Fair Value	0.4388	Manual	1.000000	46,970,568.08	46,970,568.08	0.00	-31,246,927.52	1.000000	78,217,495.60	Manual	78,217,495.60	0.00	17,316.32	17,316.32
MB28-MBIA GRAND PARKWAY 2021	AR-0059	State Pool	08/02/21	Open	Fair Value	5.2780	Manual	1.000000	4,958,834.82	4,958,834.82	0.00	-21,511.83	1.000000	4,980,346.65	Manual	4,980,346.65	0.00	21,511.83	21,511.83
MB29-MBIA SR LIEN TOLL RD 2021	AR-0060	State Pool	08/02/21	Open	Fair Value	5.2772	Manual	1.000000	36,958,558.52	36,958,558.52	0.00	-160,329.30	1.000000	37,118,887.82	Manual	37,118,887.82	0.00	160,329.30	160,329.30
MB30-MBIA FLOOD PRO DRAINAGE 20	AR-0061	State Pool	08/02/21	Open	Fair Value	5.2772	Manual	1.000000	15,830,947.10	15,830,947.10	0.00	-67,808.31	1.000000	15,898,755.41	Manual	15,898,755.41	0.00	67,808.31	67,808.31
MB31-MBIA FBC ASSIST DIST #9	AR-0062	State Pool	03/11/22	Open	Fair Value	5.2774	Manual	1.000000	3,513,499.56	3,513,499.56	0.00	-215,473.68	1.000000	3,728,973.24	Manual	3,728,973.24	0.00	15,473.68	15,473.68
MB32-MBIA FBC ASSIST DIST #11	AR-0063	State Pool	03/11/22	Open	Fair Value	5.2773	Manual	1.000000	7,786,737.05	7,786,737.05	0.00	-334,127.18	1.000000	8,120,864.23	Manual	8,120,864.23	0.00	34,127.18	34,127.18
MB36-MBIA FEE OFFICER	AR-0065	State Pool	03/14/22	Open	Fair Value	5.2772	Manual	1.000000	1,305,678.12	1,305,678.12	0.00	35.32	1.000000	1,305,642.80	Manual	1,305,642.80	0.00	5,642.80	5,642.80
MB37-MBIA FBC ASSIST DIST #7	AR-0066	State Pool	03/14/22	Open	Fair Value	5.2772	Manual	1.000000	2,321,128.39	2,321,128.39	0.00	-10,069.24	1.000000	2,331,197.63	Manual	2,331,197.63	0.00	10,069.24	10,069.24
MB38-MBIA 2020A FBC TAX NOTE	AR-0067	State Pool	03/14/22	Open	Fair Value	5.2773	Manual	1.000000	1,175,957.41	1,175,957.41	0.00	-5,101.42	1.000000	1,181,058.83	Manual	1,181,058.83	0.00	5,101.42	5,101.42
MB39-MBIA 2022 TAX NOTE	AR-0072	State Pool	12/18/22	Open	Fair Value	5.2772	Manual	1.000000	30,155,696.00	30,155,696.00	0.00	1,188,716.26	1.000000	28,966,979.74	Manual	28,966,979.74	0.00	126,283.74	126,283.74
MB40-MBIA FBC ASSIST DIST #22	AR-0073	State Pool	12/18/22	Open	Fair Value	5.2774	Manual	1.000000	1,073,378.88	1,073,378.88	0.00	-104,772.27	1.000000	1,178,151.15	Manual	1,178,151.15	0.00	4,772.27	4,772.27
MB41-MBIA FUND440 CSCD	AR-0074	State Pool	12/18/22	Open	Fair Value	5.2775	Manual	1.000000	4,699,898.57	4,699,898.57	0.00	-325,396.65	1.000000	5,025,295.22	Manual	5,025,295.22	0.00	20,396.65	20,396.65
MB42-MBIA FBC ASSIST DIST #10	AR-0075	State Pool	12/18/22	Open	Fair Value	5.2775	Manual	1.000000	967,079.91	967,079.91	0.00	-104,311.19	1.000000	1,071,391.10	Manual	1,071,391.10	0.00	4,311.19	4,311.19
MB43-MBIA LATERAL ROAD	AR-0076	State Pool	12/18/22	Open	Fair Value	5.2773	Manual	1.000000	1,324,471.19	1,324,471.19	0.00	-65,803.62	1.000000	1,380,274.81	Manual	1,380,274.81	0.00	5,803.62	5,803.62
MB44-MBIA COUNTY LAW LIBRARY	AR-0077	State Pool	12/18/22	Open	Fair Value	5.2772	Manual	1.000000	1,022,433.95	1,022,433.95	0.00	-4,435.41	1.000000	1,026,869.36	Manual	1,026,869.36	0.00	4,435.41	4,435.41
MB45-U S Bank	AR-0078	Balance Account	06/20/23	Open	Fair Value	0.0000	Manual	0.000000	0.00	0.00	112,000,000.00	0.00	112,000,000.00	Manual	112,000,000.00	0.00	0.00	0.00	
<b>Investment Total</b>						<b>4.9083</b>		<b>1.000000</b>	<b>675,049,865.22</b>	<b>675,049,865.22</b>	<b>112,000,000.00</b>	<b>7,228,404.43</b>	<b>1.000000</b>	<b>779,821,460.79</b>		<b>779,821,460.79</b>	<b>0.00</b>	<b>2,566,984.37</b>	<b>2,566,984.37</b>

**Portfolio Position**  
**Ft. Bend County**  
Effective Interest - Actual Life  
Receipts in Period  
06/01/23 - 06/30/23

4

CUSIP	Invest Number	Security Description	Purchase Date	Call Date	Par Value On 06/01/23	Par Value On 06/30/23	Market Val On 06/01/23	Market Val On 06/30/23	Purchase Cost	Sales Proceeds	Original Princ/Cost	Amor Value On 06/01/23	Amor Value On 06/30/23
<b>MB39 - 2022 TAX NOTE</b>													
<b>State Pool</b>													
MB39-MBIA 2022 TAX NOTE	AR-0072	State Pool	12/16/22	Open	30,155,696.00	28,966,979.74	30,155,696.00	28,966,979.74	0.00	0.00	0.00	30,155,696.00	28,966,979.74
<b>State Pool Total</b>					<b>30,155,696.00</b>	<b>28,966,979.74</b>	<b>30,155,696.00</b>	<b>28,966,979.74</b>	<b>0.00</b>	<b>0.00</b>	<b>0.00</b>	<b>30,155,696.00</b>	<b>28,966,979.74</b>
<b>MB39 - 2022 TAX NOTE Total</b>					<b>30,155,696.00</b>	<b>28,966,979.74</b>	<b>30,155,696.00</b>	<b>28,966,979.74</b>	<b>0.00</b>	<b>0.00</b>	<b>0.00</b>	<b>30,155,696.00</b>	<b>28,966,979.74</b>
<b>MB41 - 440V SUPERVISION</b>													
<b>State Pool</b>													
MB41-MBIA FUND440 CSCD	AR-0074	State Pool	12/16/22	Open	4,699,898.57	5,025,295.22	4,699,898.57	5,025,295.22	0.00	0.00	4,000,000.00	4,699,898.57	5,025,295.22
<b>State Pool Total</b>					<b>4,699,898.57</b>	<b>5,025,295.22</b>	<b>4,699,898.57</b>	<b>5,025,295.22</b>	<b>0.00</b>	<b>0.00</b>	<b>4,000,000.00</b>	<b>4,699,898.57</b>	<b>5,025,295.22</b>
<b>MB41 - 440V SUPERVISION Total</b>					<b>4,699,898.57</b>	<b>5,025,295.22</b>	<b>4,699,898.57</b>	<b>5,025,295.22</b>	<b>0.00</b>	<b>0.00</b>	<b>4,000,000.00</b>	<b>4,699,898.57</b>	<b>5,025,295.22</b>
<b>130 - Assistance Dist #1</b>													
<b>State Pool</b>													
MB13-MBIA ASSISTANCE DIST #1	AR-0042	State Pool	08/31/16	Open	15,057,987.30	15,874,179.35	15,057,987.30	15,874,179.35	0.00	0.00	10,000,000.00	15,057,987.30	15,874,179.35
<b>State Pool Total</b>					<b>15,057,987.30</b>	<b>15,874,179.35</b>	<b>15,057,987.30</b>	<b>15,874,179.35</b>	<b>0.00</b>	<b>0.00</b>	<b>10,000,000.00</b>	<b>15,057,987.30</b>	<b>15,874,179.35</b>
<b>130 - Assistance Dist #1 Total</b>					<b>15,057,987.30</b>	<b>15,874,179.35</b>	<b>15,057,987.30</b>	<b>15,874,179.35</b>	<b>0.00</b>	<b>0.00</b>	<b>10,000,000.00</b>	<b>15,057,987.30</b>	<b>15,874,179.35</b>
<b>145 - ESD 100 Agreement</b>													
<b>State Pool</b>													
MB12-MBIA ESD 100 AGREEMENT	AR-0041	State Pool	08/31/16	Open	10,876,737.78	12,925,371.12	10,876,737.78	12,925,371.12	0.00	0.00	3,900,000.00	10,876,737.78	12,925,371.12
<b>State Pool Total</b>					<b>10,876,737.78</b>	<b>12,925,371.12</b>	<b>10,876,737.78</b>	<b>12,925,371.12</b>	<b>0.00</b>	<b>0.00</b>	<b>3,900,000.00</b>	<b>10,876,737.78</b>	<b>12,925,371.12</b>
<b>145 - ESD 100 Agreement Total</b>					<b>10,876,737.78</b>	<b>12,925,371.12</b>	<b>10,876,737.78</b>	<b>12,925,371.12</b>	<b>0.00</b>	<b>0.00</b>	<b>3,900,000.00</b>	<b>10,876,737.78</b>	<b>12,925,371.12</b>
<b>MB42 - FBC ASSIST DIST #10</b>													
<b>State Pool</b>													
MB42-MBIA FBC ASSIST DIST #10	AR-0075	State Pool	12/16/22	Open	967,079.91	1,071,391.10	967,079.91	1,071,391.10	0.00	0.00	500,000.00	967,079.91	1,071,391.10
<b>State Pool Total</b>					<b>967,079.91</b>	<b>1,071,391.10</b>	<b>967,079.91</b>	<b>1,071,391.10</b>	<b>0.00</b>	<b>0.00</b>	<b>500,000.00</b>	<b>967,079.91</b>	<b>1,071,391.10</b>
<b>MB42 - FBC ASSIST DIST #10 Total</b>					<b>967,079.91</b>	<b>1,071,391.10</b>	<b>967,079.91</b>	<b>1,071,391.10</b>	<b>0.00</b>	<b>0.00</b>	<b>500,000.00</b>	<b>967,079.91</b>	<b>1,071,391.10</b>
<b>MB40 - FBC ASSIST DIST #22</b>													
<b>State Pool</b>													
MB40-MBIA FBC ASSIST DIST #22	AR-0073	State Pool	12/16/22	Open	1,073,378.88	1,178,151.15	1,073,378.88	1,178,151.15	0.00	0.00	1,000,000.00	1,073,378.88	1,178,151.15
<b>State Pool Total</b>					<b>1,073,378.88</b>	<b>1,178,151.15</b>	<b>1,073,378.88</b>	<b>1,178,151.15</b>	<b>0.00</b>	<b>0.00</b>	<b>1,000,000.00</b>	<b>1,073,378.88</b>	<b>1,178,151.15</b>
<b>MB40 - FBC ASSIST DIST #22 Total</b>					<b>1,073,378.88</b>	<b>1,178,151.15</b>	<b>1,073,378.88</b>	<b>1,178,151.15</b>	<b>0.00</b>	<b>0.00</b>	<b>1,000,000.00</b>	<b>1,073,378.88</b>	<b>1,178,151.15</b>
<b>MB43 - FBC LATERAL ROAD</b>													
<b>State Pool</b>													
MB43-MBIA LATERAL ROAD	AR-0076	State Pool	12/16/22	Open	1,324,471.19	1,380,274.81	1,324,471.19	1,380,274.81	0.00	0.00	1,000,000.00	1,324,471.19	1,380,274.81
<b>State Pool Total</b>					<b>1,324,471.19</b>	<b>1,380,274.81</b>	<b>1,324,471.19</b>	<b>1,380,274.81</b>	<b>0.00</b>	<b>0.00</b>	<b>1,000,000.00</b>	<b>1,324,471.19</b>	<b>1,380,274.81</b>
<b>MB43 - FBC LATERAL ROAD Total</b>					<b>1,324,471.19</b>	<b>1,380,274.81</b>	<b>1,324,471.19</b>	<b>1,380,274.81</b>	<b>0.00</b>	<b>0.00</b>	<b>1,000,000.00</b>	<b>1,324,471.19</b>	<b>1,380,274.81</b>
<b>MB44 - FBC LAW LIBRARY</b>													
<b>State Pool</b>													
MB44-MBIA COUNTY LAW LIBRARY	AR-0077	State Pool	12/16/22	Open	1,022,433.95	1,026,869.36	1,022,433.95	1,026,869.36	0.00	0.00	1,000,000.00	1,022,433.95	1,026,869.36
<b>State Pool Total</b>					<b>1,022,433.95</b>	<b>1,026,869.36</b>	<b>1,022,433.95</b>	<b>1,026,869.36</b>	<b>0.00</b>	<b>0.00</b>	<b>1,000,000.00</b>	<b>1,022,433.95</b>	<b>1,026,869.36</b>
<b>MB44 - FBC LAW LIBRARY Total</b>					<b>1,022,433.95</b>	<b>1,026,869.36</b>	<b>1,022,433.95</b>	<b>1,026,869.36</b>	<b>0.00</b>	<b>0.00</b>	<b>1,000,000.00</b>	<b>1,022,433.95</b>	<b>1,026,869.36</b>
<b>810 - FBC Toll Road Operations</b>													
<b>State Pool</b>													
TT02-TX TERM Toll Rd. Operation	AR-0024	State Pool	11/01/08	Open	0.00	0.00	0.00	0.00	0.00	0.00	0.00	0.00	0.00
<b>State Pool Total</b>					<b>0.00</b>	<b>0.00</b>	<b>0.00</b>	<b>0.00</b>	<b>0.00</b>	<b>0.00</b>	<b>0.00</b>	<b>0.00</b>	<b>0.00</b>
<b>810 - FBC Toll Road Operations Total</b>					<b>0.00</b>	<b>0.00</b>	<b>0.00</b>	<b>0.00</b>	<b>0.00</b>	<b>0.00</b>	<b>0.00</b>	<b>0.00</b>	<b>0.00</b>
<b>815 - Grand Parkway Operations</b>													
<b>State Pool</b>													
MB14-MBIA GR PARKWAY OPERATIONS	AR-0043	State Pool	08/31/16	Open	66,828,603.16	69,819,365.94	66,828,603.16	69,819,365.94	0.00	0.00	8,500,000.00	66,828,603.16	69,819,365.94
<b>State Pool Total</b>					<b>66,828,603.16</b>	<b>69,819,365.94</b>	<b>66,828,603.16</b>	<b>69,819,365.94</b>	<b>0.00</b>	<b>0.00</b>	<b>8,500,000.00</b>	<b>66,828,603.16</b>	<b>69,819,365.94</b>

**Portfolio Position**  
**Ft. Bend County**  
Effective Interest - Actual Life  
Receipts in Period  
06/01/23 - 06/30/23

5

CUSIP	Invest Number	Security Description	Purchase Date	Call Date	Par Value On 06/01/23	Par Value On 06/30/23	Market Val On 06/01/23	Market Val On 06/30/23	Purchase Cost	Sales Proceeds	Original Princ/Cost	Amor Value On 06/01/23	Amor Value On 06/30/23
<b>815 - Grand Parkway Operations Total</b>					<b>66,828,603.16</b>	<b>69,819,365.94</b>	<b>66,828,603.16</b>	<b>69,819,365.94</b>	<b>0.00</b>	<b>0.00</b>	<b>8,500,000.00</b>	<b>66,828,603.16</b>	<b>69,819,365.94</b>
<b>LO10 - LOGIC COUNTYS CARES ACT</b>													
<b>State Pool</b>													
LO10-LOGIC-COUNTY'S CARE ACT	AR-0047	State Pool	05/12/20	Open	2,574,265.99	2,585,385.53	2,574,265.99	2,585,385.53	0.00	0.00	67,000,000.00	2,574,265.99	2,585,385.53
<b>State Pool Total</b>					<b>2,574,265.99</b>	<b>2,585,385.53</b>	<b>2,574,265.99</b>	<b>2,585,385.53</b>	<b>0.00</b>	<b>0.00</b>	<b>67,000,000.00</b>	<b>2,574,265.99</b>	<b>2,585,385.53</b>
<b>LO10 - LOGIC COUNTYS CARES ACT Total</b>					<b>2,574,265.99</b>	<b>2,585,385.53</b>	<b>2,574,265.99</b>	<b>2,585,385.53</b>	<b>0.00</b>	<b>0.00</b>	<b>67,000,000.00</b>	<b>2,574,265.99</b>	<b>2,585,385.53</b>
<b>LOG5 - LOGIC DRAINAGE</b>													
<b>State Pool</b>													
LOG5-Logic-Drainage	AR-0032	State Pool	11/10/08	Open	8,944,787.79	970,727.72	8,944,787.79	970,727.72	0.00	0.00	500,000.00	8,944,787.79	970,727.72
<b>State Pool Total</b>					<b>8,944,787.79</b>	<b>970,727.72</b>	<b>8,944,787.79</b>	<b>970,727.72</b>	<b>0.00</b>	<b>0.00</b>	<b>500,000.00</b>	<b>8,944,787.79</b>	<b>970,727.72</b>
<b>LOG5 - LOGIC DRAINAGE Total</b>					<b>8,944,787.79</b>	<b>970,727.72</b>	<b>8,944,787.79</b>	<b>970,727.72</b>	<b>0.00</b>	<b>0.00</b>	<b>500,000.00</b>	<b>8,944,787.79</b>	<b>970,727.72</b>
<b>LOG1 - LOGIC GENERAL</b>													
<b>State Pool</b>													
LOG1-Logic- General	AR-0028	State Pool	11/10/08	Open	75,622,415.67	30,856,060.67	75,622,415.67	30,856,060.67	0.00	0.00	10,000,000.00	75,622,415.67	30,856,060.67
<b>State Pool Total</b>					<b>75,622,415.67</b>	<b>30,856,060.67</b>	<b>75,622,415.67</b>	<b>30,856,060.67</b>	<b>0.00</b>	<b>0.00</b>	<b>10,000,000.00</b>	<b>75,622,415.67</b>	<b>30,856,060.67</b>
<b>LOG1 - LOGIC GENERAL Total</b>					<b>75,622,415.67</b>	<b>30,856,060.67</b>	<b>75,622,415.67</b>	<b>30,856,060.67</b>	<b>0.00</b>	<b>0.00</b>	<b>10,000,000.00</b>	<b>75,622,415.67</b>	<b>30,856,060.67</b>
<b>LOG8 - LOGIC ROAD &amp; BRIDGE</b>													
<b>State Pool</b>													
LOG8-Logic-Road & Bridge	AR-0035	State Pool	11/10/08	Open	6,311,850.40	3,334,353.02	6,311,850.40	3,334,353.02	0.00	0.00	1,000,000.00	6,311,850.40	3,334,353.02
<b>State Pool Total</b>					<b>6,311,850.40</b>	<b>3,334,353.02</b>	<b>6,311,850.40</b>	<b>3,334,353.02</b>	<b>0.00</b>	<b>0.00</b>	<b>1,000,000.00</b>	<b>6,311,850.40</b>	<b>3,334,353.02</b>
<b>LOG8 - LOGIC ROAD &amp; BRIDGE Total</b>					<b>6,311,850.40</b>	<b>3,334,353.02</b>	<b>6,311,850.40</b>	<b>3,334,353.02</b>	<b>0.00</b>	<b>0.00</b>	<b>1,000,000.00</b>	<b>6,311,850.40</b>	<b>3,334,353.02</b>
<b>LOG2 - LOGIC TOLL OPERATIONS</b>													
<b>State Pool</b>													
LOG2-Logic-Toll Rd.Operations	AR-0029	State Pool	11/10/08	Open	14,030,619.24	14,091,224.56	14,030,619.24	14,091,224.56	0.00	0.00	2,000,000.00	14,030,619.24	14,091,224.56
<b>State Pool Total</b>					<b>14,030,619.24</b>	<b>14,091,224.56</b>	<b>14,030,619.24</b>	<b>14,091,224.56</b>	<b>0.00</b>	<b>0.00</b>	<b>2,000,000.00</b>	<b>14,030,619.24</b>	<b>14,091,224.56</b>
<b>LOG2 - LOGIC TOLL OPERATIONS Total</b>					<b>14,030,619.24</b>	<b>14,091,224.56</b>	<b>14,030,619.24</b>	<b>14,091,224.56</b>	<b>0.00</b>	<b>0.00</b>	<b>2,000,000.00</b>	<b>14,030,619.24</b>	<b>14,091,224.56</b>
<b>MB38 - MBIA 2020A FBC TAX NOTE</b>													
<b>State Pool</b>													
MB38-MBIA 2020A FBC TAX NOTE	AR-0067	State Pool	03/14/22	Open	1,175,957.41	1,181,058.83	1,175,957.41	1,181,058.83	0.00	0.00	2,000,000.00	1,175,957.41	1,181,058.83
<b>State Pool Total</b>					<b>1,175,957.41</b>	<b>1,181,058.83</b>	<b>1,175,957.41</b>	<b>1,181,058.83</b>	<b>0.00</b>	<b>0.00</b>	<b>2,000,000.00</b>	<b>1,175,957.41</b>	<b>1,181,058.83</b>
<b>MB38 - MBIA 2020A FBC TAX NOTE Total</b>					<b>1,175,957.41</b>	<b>1,181,058.83</b>	<b>1,175,957.41</b>	<b>1,181,058.83</b>	<b>0.00</b>	<b>0.00</b>	<b>2,000,000.00</b>	<b>1,175,957.41</b>	<b>1,181,058.83</b>
<b>MB21 - MBIA ASSIST DIST #6</b>													
<b>State Pool</b>													
MB21-MBIA FBC ASSIST. DIST. #6	AR-0051	State Pool	05/13/20	Open	4,031,619.98	4,299,399.23	4,031,619.98	4,299,399.23	0.00	0.00	2,000,000.00	4,031,619.98	4,299,399.23
<b>State Pool Total</b>					<b>4,031,619.98</b>	<b>4,299,399.23</b>	<b>4,031,619.98</b>	<b>4,299,399.23</b>	<b>0.00</b>	<b>0.00</b>	<b>2,000,000.00</b>	<b>4,031,619.98</b>	<b>4,299,399.23</b>
<b>MB21 - MBIA ASSIST DIST #6 Total</b>					<b>4,031,619.98</b>	<b>4,299,399.23</b>	<b>4,031,619.98</b>	<b>4,299,399.23</b>	<b>0.00</b>	<b>0.00</b>	<b>2,000,000.00</b>	<b>4,031,619.98</b>	<b>4,299,399.23</b>
<b>MB18 - MBIA COUNTYS CARES ACT</b>													
<b>State Pool</b>													
MB18-MBIA COUNTY'S CARES ACT	AR-0048	State Pool	05/12/20	Open	53,628,474.02	49,852,706.82	53,628,474.02	49,852,706.82	0.00	0.00	67,000,000.00	53,628,474.02	49,852,706.82
<b>State Pool Total</b>					<b>53,628,474.02</b>	<b>49,852,706.82</b>	<b>53,628,474.02</b>	<b>49,852,706.82</b>	<b>0.00</b>	<b>0.00</b>	<b>67,000,000.00</b>	<b>53,628,474.02</b>	<b>49,852,706.82</b>
<b>MB18 - MBIA COUNTYS CARES ACT Total</b>					<b>53,628,474.02</b>	<b>49,852,706.82</b>	<b>53,628,474.02</b>	<b>49,852,706.82</b>	<b>0.00</b>	<b>0.00</b>	<b>67,000,000.00</b>	<b>53,628,474.02</b>	<b>49,852,706.82</b>
<b>MB24 - MBIA DEBT SERVICE</b>													
<b>State Pool</b>													
MB24-MBIA DEBT SERVICE	AR-0054	State Pool	05/13/20	Open	48,058,822.56	29,033,335.35	48,058,822.56	29,033,335.35	0.00	0.00	21,000,000.00	48,058,822.56	29,033,335.35
<b>State Pool Total</b>					<b>48,058,822.56</b>	<b>29,033,335.35</b>	<b>48,058,822.56</b>	<b>29,033,335.35</b>	<b>0.00</b>	<b>0.00</b>	<b>21,000,000.00</b>	<b>48,058,822.56</b>	<b>29,033,335.35</b>
<b>MB24 - MBIA DEBT SERVICE Total</b>					<b>48,058,822.56</b>	<b>29,033,335.35</b>	<b>48,058,822.56</b>	<b>29,033,335.35</b>	<b>0.00</b>	<b>0.00</b>	<b>21,000,000.00</b>	<b>48,058,822.56</b>	<b>29,033,335.35</b>
<b>MB04 - MBIA DRAINAGE</b>													
<b>State Pool</b>													
MB04-MBIA Drainage	AR-0017	State Pool	11/01/08	Open	9,904,569.37	7,203,267.00	9,904,569.37	7,203,267.00	0.00	0.00	1,267,218.21	9,904,569.37	7,203,267.00





**Portfolio Position**  
**Ft. Bend County**  
**Effective Interest - Actual Life**  
**Receipts in Period**  
**06/01/23 - 06/30/23**

CUSIP	Invest Number	Security Description	Purchase Date	Call Date	Par Value On 06/01/23	Par Value On 06/30/23	Market Val On 06/01/23	Market Val On 06/30/23	Purchase Cost	Sales Proceeds	Original Princ/Cost	Amor Value On 06/01/23	Amor Value On 06/30/23
<b>State Pool</b>													
TT02-TX TERM Toll Rd. Operation	AR-0024	State Pool	11/01/08	Open	<u>1,109.21</u>	<u>1,113.86</u>	<u>1,109.21</u>	<u>1,113.86</u>	<u>0.00</u>	<u>0.00</u>	<u>0.00</u>	<u>1,109.21</u>	<u>1,113.86</u>
<b>State Pool Total</b>					<u>1,109.21</u>	<u>1,113.86</u>	<u>1,109.21</u>	<u>1,113.86</u>	<u>0.00</u>	<u>0.00</u>	<u>0.00</u>	<u>1,109.21</u>	<u>1,113.86</u>
<b>TT02 - TEXAS TERM TOLL OPERATIONS Total</b>					<u>1,109.21</u>	<u>1,113.86</u>	<u>1,109.21</u>	<u>1,113.86</u>	<u>0.00</u>	<u>0.00</u>	<u>0.00</u>	<u>1,109.21</u>	<u>1,113.86</u>
<b>09 - Temporary Holding</b>													
<b>Money Market</b>													
Cadence-Money Market Accts	AR-0058	Money Market	01/31/21	Open	<u>46,970,568.08</u>	<u>78,217,495.60</u>	<u>46,970,568.08</u>	<u>78,217,495.60</u>	<u>0.00</u>	<u>0.00</u>	<u>210,194,488.52</u>	<u>46,970,568.08</u>	<u>78,217,495.60</u>
<b>Money Market Total</b>					<u>46,970,568.08</u>	<u>78,217,495.60</u>	<u>46,970,568.08</u>	<u>78,217,495.60</u>	<u>0.00</u>	<u>0.00</u>	<u>210,194,488.52</u>	<u>46,970,568.08</u>	<u>78,217,495.60</u>
<b>09 - Temporary Holding Total</b>					<u>46,970,568.08</u>	<u>78,217,495.60</u>	<u>46,970,568.08</u>	<u>78,217,495.60</u>	<u>0.00</u>	<u>0.00</u>	<u>210,194,488.52</u>	<u>46,970,568.08</u>	<u>78,217,495.60</u>
<b>2700 - US Bank</b>													
<b>Cash</b>													
MB45-U S Bank	AR-0078	Balance Account	06/20/23	01/31/24	<u>0.00</u>	<u>112,000,000.00</u>	<u>0.00</u>	<u>112,000,000.00</u>	<u>112,000,000.00</u>	<u>0.00</u>	<u>112,000,000.00</u>	<u>0.00</u>	<u>112,000,000.00</u>
<b>Cash Total</b>					<u>0.00</u>	<u>112,000,000.00</u>	<u>0.00</u>	<u>112,000,000.00</u>	<u>112,000,000.00</u>	<u>0.00</u>	<u>112,000,000.00</u>	<u>0.00</u>	<u>112,000,000.00</u>
<b>2700 - US Bank Total</b>					<u>0.00</u>	<u>112,000,000.00</u>	<u>0.00</u>	<u>112,000,000.00</u>	<u>112,000,000.00</u>	<u>0.00</u>	<u>112,000,000.00</u>	<u>0.00</u>	<u>112,000,000.00</u>
<b>Combined Port</b>													
<b>Cash</b>													
MB45-U S Bank	AR-0078	Balance Account	06/20/23	01/31/24	<u>0.00</u>	<u>112,000,000.00</u>	<u>0.00</u>	<u>112,000,000.00</u>	<u>112,000,000.00</u>	<u>0.00</u>	<u>112,000,000.00</u>	<u>0.00</u>	<u>112,000,000.00</u>
<b>Cash Total</b>					<u>0.00</u>	<u>112,000,000.00</u>	<u>0.00</u>	<u>112,000,000.00</u>	<u>112,000,000.00</u>	<u>0.00</u>	<u>112,000,000.00</u>	<u>0.00</u>	<u>112,000,000.00</u>
<b>Money Market</b>													
Cadence-Money Market Accts	AR-0058	Money Market	01/31/21	Open	<u>46,970,568.08</u>	<u>78,217,495.60</u>	<u>46,970,568.08</u>	<u>78,217,495.60</u>	<u>0.00</u>	<u>0.00</u>	<u>210,194,488.52</u>	<u>46,970,568.08</u>	<u>78,217,495.60</u>
<b>Money Market Total</b>					<u>46,970,568.08</u>	<u>78,217,495.60</u>	<u>46,970,568.08</u>	<u>78,217,495.60</u>	<u>0.00</u>	<u>0.00</u>	<u>210,194,488.52</u>	<u>46,970,568.08</u>	<u>78,217,495.60</u>
<b>State Pool</b>													
LO10-LOGIC-COUNTY'S CARE ACT	AR-0047	State Pool	05/12/20	Open	<u>2,574,265.99</u>	<u>2,585,385.53</u>	<u>2,574,265.99</u>	<u>2,585,385.53</u>	<u>0.00</u>	<u>0.00</u>	<u>67,000,000.00</u>	<u>2,574,265.99</u>	<u>2,585,385.53</u>
LOG1-Logic- General	AR-0028	State Pool	11/10/08	Open	<u>75,622,415.67</u>	<u>30,856,060.67</u>	<u>75,622,415.67</u>	<u>30,856,060.67</u>	<u>0.00</u>	<u>0.00</u>	<u>10,000,000.00</u>	<u>75,622,415.67</u>	<u>30,856,060.67</u>
LOG2-Logic-Toll Rd.Operations	AR-0029	State Pool	11/10/08	Open	<u>14,030,619.24</u>	<u>14,091,224.56</u>	<u>14,030,619.24</u>	<u>14,091,224.56</u>	<u>0.00</u>	<u>0.00</u>	<u>2,000,000.00</u>	<u>14,030,619.24</u>	<u>14,091,224.56</u>
LOG5-Logic-Drainage	AR-0032	State Pool	11/10/08	Open	<u>8,944,787.79</u>	<u>970,727.72</u>	<u>8,944,787.79</u>	<u>970,727.72</u>	<u>0.00</u>	<u>0.00</u>	<u>500,000.00</u>	<u>8,944,787.79</u>	<u>970,727.72</u>
LOG8-Logic-Road & Bridge	AR-0035	State Pool	11/10/08	Open	<u>6,311,850.40</u>	<u>3,334,353.02</u>	<u>6,311,850.40</u>	<u>3,334,353.02</u>	<u>0.00</u>	<u>0.00</u>	<u>1,000,000.00</u>	<u>6,311,850.40</u>	<u>3,334,353.02</u>
MB02-MBIA General	AR-0015	State Pool	11/01/08	Open	<u>72,053,072.09</u>	<u>106,360,366.24</u>	<u>72,053,072.09</u>	<u>106,360,366.24</u>	<u>0.00</u>	<u>0.00</u>	<u>17,374,917.83</u>	<u>72,053,072.09</u>	<u>106,360,366.24</u>
MB03-MBIA Road & Bridge	AR-0016	State Pool	11/01/08	Open	<u>6,857,023.74</u>	<u>5,658,406.39</u>	<u>6,857,023.74</u>	<u>5,658,406.39</u>	<u>0.00</u>	<u>0.00</u>	<u>2,856,438.24</u>	<u>6,857,023.74</u>	<u>5,658,406.39</u>
MB04-MBIA Drainage	AR-0017	State Pool	11/01/08	Open	<u>9,904,569.37</u>	<u>7,203,267.00</u>	<u>9,904,569.37</u>	<u>7,203,267.00</u>	<u>0.00</u>	<u>0.00</u>	<u>1,267,218.21</u>	<u>9,904,569.37</u>	<u>7,203,267.00</u>
MB06-MBIA Toll Rd. Operations	AR-0019	State Pool	11/01/08	Open	<u>90,399,392.42</u>	<u>95,042,930.04</u>	<u>90,399,392.42</u>	<u>95,042,930.04</u>	<u>0.00</u>	<u>0.00</u>	<u>3,143,377.27</u>	<u>90,399,392.42</u>	<u>95,042,930.04</u>
MB12-MBIA ESD 100 AGREEMENT	AR-0041	State Pool	08/31/16	Open	<u>10,876,737.78</u>	<u>12,925,371.12</u>	<u>10,876,737.78</u>	<u>12,925,371.12</u>	<u>0.00</u>	<u>0.00</u>	<u>3,900,000.00</u>	<u>10,876,737.78</u>	<u>12,925,371.12</u>
MB13-MBIA ASSISTANCE DIST #1	AR-0042	State Pool	08/31/16	Open	<u>15,057,987.30</u>	<u>15,874,179.35</u>	<u>15,057,987.30</u>	<u>15,874,179.35</u>	<u>0.00</u>	<u>0.00</u>	<u>10,000,000.00</u>	<u>15,057,987.30</u>	<u>15,874,179.35</u>
MB14-MBIA GR PARKWAY OPERATIONS	AR-0043	State Pool	08/31/16	Open	<u>66,828,603.16</u>	<u>69,819,365.94</u>	<u>66,828,603.16</u>	<u>69,819,365.94</u>	<u>0.00</u>	<u>0.00</u>	<u>8,500,000.00</u>	<u>66,828,603.16</u>	<u>69,819,365.94</u>
MB18-MBIA COUNTY'S CARES ACT	AR-0048	State Pool	05/12/20	Open	<u>53,628,474.02</u>	<u>49,852,706.82</u>	<u>53,628,474.02</u>	<u>49,852,706.82</u>	<u>0.00</u>	<u>0.00</u>	<u>67,000,000.00</u>	<u>53,628,474.02</u>	<u>49,852,706.82</u>
MB19-MBIA FBC ASSIST. DIST. #2	AR-0049	State Pool	05/13/20	Open	<u>10,299,190.64</u>	<u>10,594,159.15</u>	<u>10,299,190.64</u>	<u>10,594,159.15</u>	<u>0.00</u>	<u>0.00</u>	<u>2,500,000.00</u>	<u>10,299,190.64</u>	<u>10,594,159.15</u>
MB20-MBIA FBC ASSIST. DIST. #4	AR-0050	State Pool	05/13/20	Open	<u>2,655,138.72</u>	<u>2,666,656.93</u>	<u>2,655,138.72</u>	<u>2,666,656.93</u>	<u>0.00</u>	<u>0.00</u>	<u>1,250,000.00</u>	<u>2,655,138.72</u>	<u>2,666,656.93</u>
MB21-MBIA FBC ASSIST. DIST. #6	AR-0051	State Pool	05/13/20	Open	<u>4,031,619.98</u>	<u>4,299,399.23</u>	<u>4,031,619.98</u>	<u>4,299,399.23</u>	<u>0.00</u>	<u>0.00</u>	<u>2,000,000.00</u>	<u>4,031,619.98</u>	<u>4,299,399.23</u>
MB23-MBIA JUVENILE	AR-0053	State Pool	05/13/20	Open	<u>9,312,471.96</u>	<u>7,800,843.32</u>	<u>9,312,471.96</u>	<u>7,800,843.32</u>	<u>0.00</u>	<u>0.00</u>	<u>8,000,000.00</u>	<u>9,312,471.96</u>	<u>7,800,843.32</u>
MB24-MBIA DEBT SERVICE	AR-0054	State Pool	05/13/20	Open	<u>48,058,822.56</u>	<u>29,033,335.35</u>	<u>48,058,822.56</u>	<u>29,033,335.35</u>	<u>0.00</u>	<u>0.00</u>	<u>21,000,000.00</u>	<u>48,058,822.56</u>	<u>29,033,335.35</u>
MB25-MBIA DRAINAGE DEBT SERVICE	AR-0055	State Pool	05/13/20	Open	<u>4,538,985.84</u>	<u>4,608,734.28</u>	<u>4,538,985.84</u>	<u>4,608,734.28</u>	<u>0.00</u>	<u>0.00</u>	<u>1,000,000.00</u>	<u>4,538,985.84</u>	<u>4,608,734.28</u>
MB26-FACILITIES BOND 2018	AR-0056	State Pool	05/13/20	Open	<u>2,683,296.65</u>	<u>2,393,895.69</u>	<u>2,683,296.65</u>	<u>2,393,895.69</u>	<u>0.00</u>	<u>0.00</u>	<u>14,000,000.00</u>	<u>2,683,296.65</u>	<u>2,393,895.69</u>
MB27-MBIA TX HERITAGE PARKWAY	AR-0057	State Pool	05/13/20	Open	<u>511,978.14</u>	<u>514,199.15</u>	<u>511,978.14</u>	<u>514,199.15</u>	<u>0.00</u>	<u>0.00</u>	<u>17,000,000.00</u>	<u>511,978.14</u>	<u>514,199.15</u>
MB28-MBIA GRAND PARKWAY 2021	AR-0059	State Pool	08/02/21	Open	<u>4,958,834.82</u>	<u>4,980,346.65</u>	<u>4,958,834.82</u>	<u>4,980,346.65</u>	<u>0.00</u>	<u>0.00</u>	<u>25,000,000.00</u>	<u>4,958,834.82</u>	<u>4,980,346.65</u>
MB29-MBIA SR LIEN TOLL RD 2021	AR-0060	State Pool	08/02/21	Open	<u>36,958,558.52</u>	<u>37,118,887.82</u>	<u>36,958,558.52</u>	<u>37,118,887.82</u>	<u>0.00</u>	<u>0.00</u>	<u>68,000,000.00</u>	<u>36,958,558.52</u>	<u>37,118,887.82</u>
MB30-MBIA FLOOD PRO DRAINAGE 20	AR-0061	State Pool	08/02/21	Open	<u>15,630,947.10</u>	<u>15,698,755.41</u>	<u>15,630,947.10</u>	<u>15,698,755.41</u>	<u>0.00</u>	<u>0.00</u>	<u>10,000,000.00</u>	<u>15,630,947.10</u>	<u>15,698,755.41</u>
MB31-MBIA FBC ASSIST DIST #9	AR-0062	State Pool	03/11/22	Open	<u>3,513,499.56</u>	<u>3,728,973.24</u>	<u>3,513,499.56</u>	<u>3,728,973.24</u>	<u>0.00</u>	<u>0.00</u>	<u>2,000,000.00</u>	<u>3,513,499.56</u>	<u>3,728,973.24</u>
MB32-MBIA FBC ASSIST DIST #11	AR-0063	State Pool	03/11/22	Open	<u>7,786,737.05</u>	<u>8,120,864.23</u>	<u>7,786,737.05</u>	<u>8,120,864.23</u>	<u>0.00</u>	<u>0.00</u>	<u>3,000,000.00</u>	<u>7,786,737.05</u>	<u>8,120,864.23</u>
MB36-MBIA FEE OFFICER	AR-0065	State Pool	03/14/22	Open	<u>1,305,678.12</u>	<u>1,305,642.80</u>	<u>1,305,678.12</u>	<u>1,305,642.80</u>	<u>0.00</u>	<u>0.00</u>	<u>3,000,000.00</u>	<u>1,305,678.12</u>	<u>1,305,642.80</u>

**Portfolio Position**  
**Ft. Bend County**  
Effective Interest - Actual Life  
Receipts in Period  
06/01/23 - 06/30/23

9

CUSIP	Invest Number	Security Description	Purchase Date	Call Date	Par Value On 06/01/23	Par Value On 06/30/23	Market Val On 06/01/23	Market Val On 06/30/23	Purchase Cost	Sales Proceeds	Original Princ/Cost	Amor Value On 06/01/23	Amor Value On 06/30/23
MB37-MBIA FBC ASSIST DIST #7	AR-0066	State Pool	03/14/22	Open	2,321,128.39	2,331,197.63	2,321,128.39	2,331,197.63	0.00	0.00	1,000,000.00	2,321,128.39	2,331,197.63
MB38-MBIA 2020A FBC TAX NOTE	AR-0067	State Pool	03/14/22	Open	1,175,957.41	1,181,058.83	1,175,957.41	1,181,058.83	0.00	0.00	2,000,000.00	1,175,957.41	1,181,058.83
MB39-MBIA 2022 TAX NOTE	AR-0072	State Pool	12/16/22	Open	30,155,696.00	28,966,979.74	30,155,696.00	28,966,979.74	0.00	0.00	0.00	30,155,696.00	28,966,979.74
MB40-MBIA FBC ASSIST DIST #22	AR-0073	State Pool	12/16/22	Open	1,073,378.88	1,178,151.15	1,073,378.88	1,178,151.15	0.00	0.00	1,000,000.00	1,073,378.88	1,178,151.15
MB41-MBIA FUND440 CSCD	AR-0074	State Pool	12/16/22	Open	4,699,898.57	5,025,295.22	4,699,898.57	5,025,295.22	0.00	0.00	4,000,000.00	4,699,898.57	5,025,295.22
MB42-MBIA FBC ASSIST DIST #10	AR-0075	State Pool	12/16/22	Open	967,079.91	1,071,391.10	967,079.91	1,071,391.10	0.00	0.00	500,000.00	967,079.91	1,071,391.10
MB43-MBIA LATERAL ROAD	AR-0076	State Pool	12/16/22	Open	1,324,471.19	1,380,274.81	1,324,471.19	1,380,274.81	0.00	0.00	1,000,000.00	1,324,471.19	1,380,274.81
MB44-MBIA COUNTY LAW LIBRARY	AR-0077	State Pool	12/16/22	Open	1,022,433.95	1,026,869.36	1,022,433.95	1,026,869.36	0.00	0.00	1,000,000.00	1,022,433.95	1,026,869.36
TT00-TX TERM General	AR-0022	State Pool	11/01/08	Open	1,110.49	1,115.15	1,110.49	1,115.15	0.00	0.00	10,006,437.87	1,110.49	1,115.15
TT02-TX TERM Toll Rd. Operation	AR-0024	State Pool	11/01/08	Open	1,109.21	1,113.86	1,109.21	1,113.86	0.00	0.00	0.00	1,109.21	1,113.86
TT04-TX TERM Road & Bridge	AR-0026	State Pool	11/01/08	Open	1,107.20	1,111.84	1,107.20	1,111.84	0.00	0.00	10,463.28	1,107.20	1,111.84
TT05-TX TERM Drainage	AR-0027	State Pool	11/01/08	Open	367.31	368.85	367.31	368.85	0.00	0.00	109,774.61	367.31	368.85
<b>State Pool Total</b>					<b>628,079,297.14</b>	<b>589,603,965.19</b>	<b>628,079,297.14</b>	<b>589,603,965.19</b>	<b>0.00</b>	<b>0.00</b>	<b>392,918,627.31</b>	<b>628,079,297.14</b>	<b>589,603,965.19</b>
<b>Combined Port Total</b>					<b>675,049,865.22</b>	<b>779,821,460.79</b>	<b>675,049,865.22</b>	<b>779,821,460.79</b>	<b>112,000,000.00</b>	<b>0.00</b>	<b>715,113,115.83</b>	<b>675,049,865.22</b>	<b>779,821,460.79</b>

# Earnings and Yields Summary

## Ft. Bend County

Effective Interest - Actual Life  
 Receipts in Period  
 06/01/23 - 06/30/23

10

Security Description	06/01/23 06/07/23	06/08/23 06/14/23	06/15/23 06/21/23	06/22/23 06/28/23	06/29/23 06/30/23	06/01/23 06/30/23
<b>Combined Port</b>						
Cash	0.00	0.00	33,139.72	115,989.04	33,139.73	182,268.49
Money Market	3,952.87	3,952.87	3,952.87	3,952.87	1,504.84	17,316.32
State Pool	630,042.28	619,823.37	583,059.72	546,422.18	170,320.50	2,549,668.05
<b>Port Total</b>	<b><u>633,995.15</u></b>	<b><u>623,776.24</u></b>	<b><u>620,152.31</u></b>	<b><u>666,364.09</u></b>	<b><u>204,965.07</u></b>	<b><u>2,749,252.86</u></b>
<b>Combined Port</b>						
Cash	0.0000	0.0000	5.4000	5.4000	5.4000	5.4000
Money Market	0.4388	0.4388	0.4388	0.4388	0.4388	0.4388
State Pool	5.2700	5.2702	5.2705	5.2717	5.3083	5.2731
<b>Port Total</b>	<b><u>4.9315</u></b>	<b><u>4.9265</u></b>	<b><u>4.9307</u></b>	<b><u>4.9677</u></b>	<b><u>4.9209</u></b>	<b><u>4.9381</u></b>

**Maturity Aging**  
**Ft. Bend County**  
 Effective Interest - Actual Life  
 Receipts in Period  
 06/30/23

11

CUSIP	Invest Number	Security Description	Purchase Date	Days to Maturity	Yield Matur
<b>Cash / Money Market</b>					
	AR-0058	Money Market	01/31/21	0	0.2500
	AR-0047	State Pool	05/12/20	0	5.2554
	AR-0028	State Pool	11/10/08	0	5.2554
	AR-0029	State Pool	11/10/08	0	5.2554
	AR-0032	State Pool	11/10/08	0	5.2554
	AR-0035	State Pool	11/10/08	0	5.2554
	AR-0015	State Pool	11/01/08	0	5.2674
	AR-0016	State Pool	11/01/08	0	5.2674
	AR-0017	State Pool	11/01/08	0	5.2674
	AR-0019	State Pool	11/01/08	0	5.2674
	AR-0041	State Pool	08/31/16	0	5.2674
	AR-0042	State Pool	08/31/16	0	5.2674
	AR-0043	State Pool	08/31/16	0	5.2674
	AR-0048	State Pool	05/12/20	0	5.2674
	AR-0049	State Pool	05/13/20	0	5.2674
	AR-0050	State Pool	05/13/20	0	5.2674
	AR-0051	State Pool	05/13/20	0	5.2674
	AR-0053	State Pool	05/13/20	0	5.2674
	AR-0054	State Pool	05/13/20	0	5.2674
	AR-0055	State Pool	05/13/20	0	5.2674
	AR-0056	State Pool	05/13/20	0	5.2674
	AR-0057	State Pool	05/13/20	0	5.2674
	AR-0059	State Pool	08/02/21	0	5.1952
	AR-0060	State Pool	08/02/21	0	5.2674
	AR-0061	State Pool	08/02/21	0	5.2674
	AR-0062	State Pool	03/11/22	0	5.2674
	AR-0063	State Pool	03/11/22	0	5.2674
	AR-0065	State Pool	03/14/22	0	5.2674
	AR-0066	State Pool	03/14/22	0	5.2674
	AR-0067	State Pool	03/14/22	0	5.2674
	AR-0072	State Pool	12/16/22	0	5.2674
	AR-0073	State Pool	12/16/22	0	5.2674
	AR-0074	State Pool	12/16/22	0	5.2674
	AR-0075	State Pool	12/16/22	0	5.2674
	AR-0076	State Pool	12/16/22	0	5.2674
	AR-0077	State Pool	12/16/22	0	5.2674
	AR-0022	State Pool	11/01/08	0	5.1000
	AR-0024	State Pool	11/01/08	0	5.1000
	AR-0026	State Pool	11/01/08	0	5.1000
	AR-0027	State Pool	11/01/08	0	5.1000
<b>Cash / Money Market Total</b>				<b>0</b>	<b>4.6784</b>
<b>181 - 364 Days</b>					

**Maturity Aging**  
**Ft. Bend County**  
Effective Interest - Actual Life  
Receipts in Period  
06/30/23

CUSIP	Invest Number	Security Description	Purchase Date	Days to Maturity	Yield Matur
MB45-U S Bank	AR-0078	Balance Account	06/20/23	<u>215</u>	<u>5.4000</u>
<b>181 - 364 Days Total</b>				<u>215</u>	<u>5.4000</u>
<b>Investment Total</b>				<u>31</u>	<u>4.7820</u>

**Activity Statement**  
**Ft. Bend County**  
 Effective Interest - Actual Life  
 Receipts in Period  
 06/01/23 - 06/30/23

Purchase Date	Sale Date	CUSIP	Invest Number	Security Description	Amor Value On 06/01/23	Changes In Principal	Purchase Cost	Sales Proceeds	Purchased Interest	Int/Div Rec In the Perd	Amor Value On 06/30/23
<b>Cash</b>											
06/20/23	Open	MB45-U S Bank	AR-0078	Balance Account	0.00	0.00	112,000,000.00	0.00	0.00	0.00	112,000,000.00
<b>Cash Total</b>					<u>0.00</u>	<u>0.00</u>	<u>112,000,000.00</u>	<u>0.00</u>	<u>0.00</u>	<u>0.00</u>	<u>112,000,000.00</u>
<b>Money Market</b>											
01/31/21	Open	Cadence-Money Market Accts	AR-0058	Money Market	46,970,568.08	31,246,927.52	0.00	0.00	0.00	17,316.32	78,217,495.60
<b>Money Market Total</b>					<u>46,970,568.08</u>	<u>31,246,927.52</u>	<u>0.00</u>	<u>0.00</u>	<u>0.00</u>	<u>17,316.32</u>	<u>78,217,495.60</u>
<b>State Pool</b>											
11/01/08	Open	MB02-MBIA General	AR-0015	State Pool	72,053,072.09	34,307,294.15	0.00	0.00	0.00	301,616.03	106,360,366.24
11/01/08	Open	MB03-MBIA Road & Bridge	AR-0016	State Pool	6,857,023.74	-1,198,617.35	0.00	0.00	0.00	26,382.65	5,658,406.39
11/01/08	Open	MB04-MBIA Drainage	AR-0017	State Pool	9,904,569.37	-2,701,302.37	0.00	0.00	0.00	38,697.63	7,203,267.00
11/01/08	Open	MB06-MBIA Toll Rd. Operations	AR-0019	State Pool	90,399,392.42	4,643,537.62	0.00	0.00	0.00	393,537.62	95,042,930.04
11/01/08	Open	TT00-TX TERM General	AR-0022	State Pool	1,110.49	4.66	0.00	0.00	0.00	4.66	1,115.15
11/01/08	Open	TT02-TX TERM Toll Rd. Operation	AR-0024	State Pool	1,109.21	4.65	0.00	0.00	0.00	4.65	1,113.86
11/01/08	Open	TT04-TX TERM Road & Bridge	AR-0026	State Pool	1,107.20	4.64	0.00	0.00	0.00	4.64	1,111.84
11/01/08	Open	TT05-TX TERM Drainage	AR-0027	State Pool	367.31	1.54	0.00	0.00	0.00	1.54	368.85
11/10/08	Open	LOG1-Logic- General	AR-0028	State Pool	75,622,415.67	-44,766,355.00	0.00	0.00	0.00	233,645.00	30,856,060.67
11/10/08	Open	LOG2-Logic-Toll Rd.Operations	AR-0029	State Pool	14,030,619.24	60,605.32	0.00	0.00	0.00	60,605.32	14,091,224.56
11/10/08	Open	LOG5-Logic-Drainage	AR-0032	State Pool	8,944,787.79	-7,974,060.07	0.00	0.00	0.00	25,939.93	970,727.72
11/10/08	Open	LOG8-Logic-Road & Bridge	AR-0035	State Pool	6,311,850.40	-2,977,497.38	0.00	0.00	0.00	22,502.62	3,334,353.02
08/31/16	Open	MB12-MBIA ESD 100 AGREEMENT	AR-0041	State Pool	10,876,737.78	2,048,633.34	0.00	0.00	0.00	48,633.34	12,925,371.12
08/31/16	Open	MB13-MBIA ASSISTANCE DIST #1	AR-0042	State Pool	15,057,987.30	816,192.05	0.00	0.00	0.00	66,192.05	15,874,179.35
08/31/16	Open	MB14-MBIA GR PARKWAY OPERATIONS	AR-0043	State Pool	66,828,603.16	2,990,762.78	0.00	0.00	0.00	290,762.78	69,819,365.94
05/12/20	Open	LO10-LOGIC-COUNTY'S CARE ACT	AR-0047	State Pool	2,574,265.99	11,119.54	0.00	0.00	0.00	11,119.54	2,585,385.53
05/12/20	Open	MB18-MBIA COUNTY'S CARES ACT	AR-0048	State Pool	53,628,474.02	-3,775,767.20	0.00	0.00	0.00	224,232.80	49,852,706.82
05/13/20	Open	MB19-MBIA FBC ASSIST. DIST. #2	AR-0049	State Pool	10,299,190.64	294,968.51	0.00	0.00	0.00	44,968.51	10,594,159.15
05/13/20	Open	MB20-MBIA FBC ASSIST. DIST. #4	AR-0050	State Pool	2,655,138.72	11,518.21	0.00	0.00	0.00	11,518.21	2,666,656.93
05/13/20	Open	MB21-MBIA FBC ASSIST. DIST. #6	AR-0051	State Pool	4,031,619.98	267,779.25	0.00	0.00	0.00	17,779.25	4,299,399.23
05/13/20	Open	MB23-MBIA JUVENILE	AR-0053	State Pool	9,312,471.96	-1,511,628.64	0.00	0.00	0.00	38,371.36	7,800,843.32
05/13/20	Open	MB24-MBIA DEBT SERVICE	AR-0054	State Pool	48,058,822.56	-19,025,487.21	0.00	0.00	0.00	174,512.79	29,033,335.35
05/13/20	Open	MB25-MBIA DRAINAGE DEBT SERVICE	AR-0055	State Pool	4,538,985.84	69,748.44	0.00	0.00	0.00	19,748.44	4,608,734.28
05/13/20	Open	MB26-FACILITIES BOND 2018	AR-0056	State Pool	2,683,296.65	-289,400.96	0.00	0.00	0.00	10,599.04	2,393,895.69
05/13/20	Open	MB27-MBIA TX HERITAGE PARKWAY	AR-0057	State Pool	511,978.14	2,221.01	0.00	0.00	0.00	2,221.01	514,199.15
08/02/21	Open	MB28-MBIA GRAND PARKWAY 2021	AR-0059	State Pool	4,958,834.82	21,511.83	0.00	0.00	0.00	21,511.83	4,980,346.65
08/02/21	Open	MB29-MBIA SR LIEN TOLL RD 2021	AR-0060	State Pool	36,958,558.52	160,329.30	0.00	0.00	0.00	160,329.30	37,118,887.82
08/02/21	Open	MB30-MBIA FLOOD PRO DRAINAGE 20	AR-0061	State Pool	15,630,947.10	67,808.31	0.00	0.00	0.00	67,808.31	15,698,755.41
03/11/22	Open	MB31-MBIA FBC ASSIST DIST #9	AR-0062	State Pool	3,513,499.56	215,473.68	0.00	0.00	0.00	15,473.68	3,728,973.24
03/11/22	Open	MB32-MBIA FBC ASSIST DIST #11	AR-0063	State Pool	7,786,737.05	334,127.18	0.00	0.00	0.00	34,127.18	8,120,864.23
03/14/22	Open	MB36-MBIA FEE OFFICER	AR-0065	State Pool	1,305,678.12	-35.32	0.00	0.00	0.00	5,642.80	1,305,642.80
03/14/22	Open	MB37-MBIA FBC ASSIST DIST #7	AR-0066	State Pool	2,321,128.39	10,069.24	0.00	0.00	0.00	10,069.24	2,331,197.63
03/14/22	Open	MB38-MBIA 2020A FBC TAX NOTE	AR-0067	State Pool	1,175,957.41	5,101.42	0.00	0.00	0.00	5,101.42	1,181,058.83
12/16/22	Open	MB39-MBIA 2022 TAX NOTE	AR-0072	State Pool	30,155,696.00	-1,188,716.26	0.00	0.00	0.00	126,283.74	28,966,979.74
12/16/22	Open	MB40-MBIA FBC ASSIST DIST #22	AR-0073	State Pool	1,073,378.88	104,772.27	0.00	0.00	0.00	4,772.27	1,178,151.15
12/16/22	Open	MB41-MBIA FUND440 CSCD	AR-0074	State Pool	4,699,898.57	325,396.65	0.00	0.00	0.00	20,396.65	5,025,295.22

**Activity Statement**  
**Ft. Bend County**  
 Effective Interest - Actual Life  
 Receipts in Period  
 06/01/23 - 06/30/23

14

Purchase Date	Sale Date	CUSIP	Invest Number	Security Description	Amor Value On 06/01/23	Changes In Principal	Purchase Cost	Sales Proceeds	Purchased Interest	Int/Div Rec In the Perd	Amor Value On 06/30/23
12/16/22	Open	MB42-MBIA FBC ASSIST DIST #10	AR-0075	State Pool	967,079.91	104,311.19	0.00	0.00	0.00	4,311.19	1,071,391.10
12/16/22	Open	MB43-MBIA LATERAL ROAD	AR-0076	State Pool	1,324,471.19	55,803.62	0.00	0.00	0.00	5,803.62	1,380,274.81
12/16/22	Open	MB44-MBIA COUNTY LAW LIBRARY	AR-0077	State Pool	1,022,433.95	4,435.41	0.00	0.00	0.00	4,435.41	1,026,869.36
<b>State Pool Total</b>					<b>628,079,297.14</b>	<b>-38,475,331.95</b>	<b>0.00</b>	<b>0.00</b>	<b>0.00</b>	<b>2,549,668.05</b>	<b>589,603,965.19</b>
<b>Investment Total</b>					<b>675,049,865.22</b>	<b>-7,228,404.43</b>	<b>112,000,000.00</b>	<b>0.00</b>	<b>0.00</b>	<b>2,566,984.37</b>	<b>779,821,460.79</b>

**Interest Accrual**  
**Ft. Bend County**  
Effective Interest - Actual Life  
Receipts in Period  
06/01/23 - 06/30/23

CUSIP	Invest Number	Security Description	Purchase Date	Sale Date	Yield Earned	Ending Par Val/Shares	Ending Amor Val/Cost	Purchased Interest	Int/Div Rec In the Perd	Int/Div Accrued In the Perd	PTD Purch Received	Int/Div Rec Purch/Date	Int/Div Accrued Purch/Date
<b>09 - Temporary Holding</b>													
<b>Money Market</b>													
Cadence-Money Market Accts	AR-0058	Money Market	01/31/21	Open	0.4388	78,217,495.60	78,217,495.60	0.00	17,316.32	0.00	0.00	1,888,671.99	0.00
<b>Money Market Total</b>					<b>0.4388</b>	<b>78,217,495.60</b>	<b>78,217,495.60</b>	<b>0.00</b>	<b>17,316.32</b>	<b>0.00</b>	<b>0.00</b>	<b>1,888,671.99</b>	<b>0.00</b>
<b>09 - Temporary Holding Total</b>					<b>0.4388</b>	<b>78,217,495.60</b>	<b>78,217,495.60</b>	<b>0.00</b>	<b>17,316.32</b>	<b>0.00</b>	<b>0.00</b>	<b>1,888,671.99</b>	<b>0.00</b>
<b>130 - Assistance Dist #1</b>													
<b>State Pool</b>													
MB13-MBIA ASSISTANCE DIST #1	AR-0042	State Pool	08/31/16	Open	5.2774	15,874,179.35	15,874,179.35	0.00	66,192.05	0.00	0.00	637,702.04	0.00
<b>State Pool Total</b>					<b>5.2774</b>	<b>15,874,179.35</b>	<b>15,874,179.35</b>	<b>0.00</b>	<b>66,192.05</b>	<b>0.00</b>	<b>0.00</b>	<b>637,702.04</b>	<b>0.00</b>
<b>130 - Assistance Dist #1 Total</b>					<b>5.2774</b>	<b>15,874,179.35</b>	<b>15,874,179.35</b>	<b>0.00</b>	<b>66,192.05</b>	<b>0.00</b>	<b>0.00</b>	<b>637,702.04</b>	<b>0.00</b>
<b>145 - ESD 100 Agreement</b>													
<b>State Pool</b>													
MB12-MBIA ESD 100 AGREEMENT	AR-0041	State Pool	08/31/16	Open	5.2776	12,925,371.12	12,925,371.12	0.00	48,633.34	0.00	0.00	523,812.36	0.00
<b>State Pool Total</b>					<b>5.2776</b>	<b>12,925,371.12</b>	<b>12,925,371.12</b>	<b>0.00</b>	<b>48,633.34</b>	<b>0.00</b>	<b>0.00</b>	<b>523,812.36</b>	<b>0.00</b>
<b>145 - ESD 100 Agreement Total</b>					<b>5.2776</b>	<b>12,925,371.12</b>	<b>12,925,371.12</b>	<b>0.00</b>	<b>48,633.34</b>	<b>0.00</b>	<b>0.00</b>	<b>523,812.36</b>	<b>0.00</b>
<b>2700 - US Bank</b>													
<b>Cash</b>													
MB45-U S Bank	AR-0078	Balance Account	06/20/23	Open	0.0000	112,000,000.00	112,000,000.00	0.00	0.00	0.00	0.00	0.00	0.00
<b>Cash Total</b>					<b>0.0000</b>	<b>112,000,000.00</b>	<b>112,000,000.00</b>	<b>0.00</b>	<b>0.00</b>	<b>0.00</b>	<b>0.00</b>	<b>0.00</b>	<b>0.00</b>
<b>2700 - US Bank Total</b>					<b>0.0000</b>	<b>112,000,000.00</b>	<b>112,000,000.00</b>	<b>0.00</b>	<b>0.00</b>	<b>0.00</b>	<b>0.00</b>	<b>0.00</b>	<b>0.00</b>
<b>810 - FBC Toll Road Operations</b>													
<b>State Pool</b>													
TT02-TX TERM Toll Rd. Operation	AR-0024	State Pool	11/01/08	Open	0.0000	0.00	0.00	0.00	0.00	0.00	0.00	0.00	0.00
<b>State Pool Total</b>					<b>0.0000</b>	<b>0.00</b>	<b>0.00</b>	<b>0.00</b>	<b>0.00</b>	<b>0.00</b>	<b>0.00</b>	<b>0.00</b>	<b>0.00</b>
<b>810 - FBC Toll Road Operations Total</b>					<b>0.0000</b>	<b>0.00</b>	<b>0.00</b>	<b>0.00</b>	<b>0.00</b>	<b>0.00</b>	<b>0.00</b>	<b>0.00</b>	<b>0.00</b>
<b>815 - Grand Parkway Operations</b>													
<b>State Pool</b>													
MB14-MBIA GR PARKWAY OPERATIONS	AR-0043	State Pool	08/31/16	Open	5.2720	69,819,365.94	69,819,365.94	0.00	290,762.78	0.00	0.00	2,729,360.46	0.00
<b>State Pool Total</b>					<b>5.2720</b>	<b>69,819,365.94</b>	<b>69,819,365.94</b>	<b>0.00</b>	<b>290,762.78</b>	<b>0.00</b>	<b>0.00</b>	<b>2,729,360.46</b>	<b>0.00</b>
<b>815 - Grand Parkway Operations Total</b>					<b>5.2720</b>	<b>69,819,365.94</b>	<b>69,819,365.94</b>	<b>0.00</b>	<b>290,762.78</b>	<b>0.00</b>	<b>0.00</b>	<b>2,729,360.46</b>	<b>0.00</b>
<b>LO10 - LOGIC COUNTYS CARES ACT</b>													
<b>State Pool</b>													
LO10-LOGIC-COUNTY'S CARE ACT	AR-0047	State Pool	05/12/20	Open	5.2546	2,585,385.53	2,585,385.53	0.00	11,119.54	0.00	0.00	351,385.53	0.00
<b>State Pool Total</b>					<b>5.2546</b>	<b>2,585,385.53</b>	<b>2,585,385.53</b>	<b>0.00</b>	<b>11,119.54</b>	<b>0.00</b>	<b>0.00</b>	<b>351,385.53</b>	<b>0.00</b>
<b>LO10 - LOGIC COUNTYS CARES ACT Total</b>					<b>5.2546</b>	<b>2,585,385.53</b>	<b>2,585,385.53</b>	<b>0.00</b>	<b>11,119.54</b>	<b>0.00</b>	<b>0.00</b>	<b>351,385.53</b>	<b>0.00</b>
<b>LOG1 - LOGIC GENERAL</b>													
<b>State Pool</b>													
LOG1-Logic- General	AR-0028	State Pool	11/10/08	Open	5.2516	30,856,060.67	30,856,060.67	0.00	233,645.00	0.00	0.00	3,426,493.37	0.00
<b>State Pool Total</b>					<b>5.2516</b>	<b>30,856,060.67</b>	<b>30,856,060.67</b>	<b>0.00</b>	<b>233,645.00</b>	<b>0.00</b>	<b>0.00</b>	<b>3,426,493.37</b>	<b>0.00</b>
<b>LOG1 - LOGIC GENERAL Total</b>					<b>5.2516</b>	<b>30,856,060.67</b>	<b>30,856,060.67</b>	<b>0.00</b>	<b>233,645.00</b>	<b>0.00</b>	<b>0.00</b>	<b>3,426,493.37</b>	<b>0.00</b>
<b>LOG2 - LOGIC TOLL OPERATIONS</b>													
<b>State Pool</b>													
LOG2-Logic-Toll Rd.Operations	AR-0029	State Pool	11/10/08	Open	5.2546	14,091,224.56	14,091,224.56	0.00	60,605.32	0.00	0.00	752,555.64	0.00
<b>State Pool Total</b>					<b>5.2546</b>	<b>14,091,224.56</b>	<b>14,091,224.56</b>	<b>0.00</b>	<b>60,605.32</b>	<b>0.00</b>	<b>0.00</b>	<b>752,555.64</b>	<b>0.00</b>
<b>LOG2 - LOGIC TOLL OPERATIONS Total</b>					<b>5.2546</b>	<b>14,091,224.56</b>	<b>14,091,224.56</b>	<b>0.00</b>	<b>60,605.32</b>	<b>0.00</b>	<b>0.00</b>	<b>752,555.64</b>	<b>0.00</b>
<b>LOG5 - LOGIC DRAINAGE</b>													

**Interest Accrual**  
**Ft. Bend County**  
Effective Interest - Actual Life  
Receipts in Period  
06/01/23 - 06/30/23

CUSIP	Invest Number	Security Description	Purchase Date	Sale Date	Yield Earned	Ending Par Val/Shares	Ending Amor Val/Cost	Purchased Interest	Int/Div Rec In the Perd	Int/Div Accrued In the Perd	PTD Purch Received	Int/Div Rec Purch/Date	Int/Div Accrued Purch/Date
<b>State Pool</b>													
LOG5-Logic-Drainage	AR-0032	State Pool	11/10/08	Open	5.2493	970,727.72	970,727.72	0.00	25,939.93	0.00	0.00	362,971.49	0.00
<b>State Pool Total</b>					<b>5.2493</b>	<b>970,727.72</b>	<b>970,727.72</b>	<b>0.00</b>	<b>25,939.93</b>	<b>0.00</b>	<b>0.00</b>	<b>362,971.49</b>	<b>0.00</b>
<b>LOG5 - LOGIC DRAINAGE Total</b>					<b>5.2493</b>	<b>970,727.72</b>	<b>970,727.72</b>	<b>0.00</b>	<b>25,939.93</b>	<b>0.00</b>	<b>0.00</b>	<b>362,971.49</b>	<b>0.00</b>
<b>LOG8 - LOGIC ROAD &amp; BRIDGE</b>													
<b>State Pool</b>													
LOG8-Logic-Road & Bridge	AR-0035	State Pool	11/10/08	Open	5.2523	3,334,353.02	3,334,353.02	0.00	22,502.62	0.00	0.00	289,840.54	0.00
<b>State Pool Total</b>					<b>5.2523</b>	<b>3,334,353.02</b>	<b>3,334,353.02</b>	<b>0.00</b>	<b>22,502.62</b>	<b>0.00</b>	<b>0.00</b>	<b>289,840.54</b>	<b>0.00</b>
<b>LOG8 - LOGIC ROAD &amp; BRIDGE Total</b>					<b>5.2523</b>	<b>3,334,353.02</b>	<b>3,334,353.02</b>	<b>0.00</b>	<b>22,502.62</b>	<b>0.00</b>	<b>0.00</b>	<b>289,840.54</b>	<b>0.00</b>
<b>MB02 - MBIA GENERAL</b>													
<b>State Pool</b>													
MB02-MBIA General	AR-0015	State Pool	11/01/08	Open	5.2775	106,360,366.24	106,360,366.24	0.00	301,616.03	0.00	0.00	4,527,200.63	0.00
<b>State Pool Total</b>					<b>5.2775</b>	<b>106,360,366.24</b>	<b>106,360,366.24</b>	<b>0.00</b>	<b>301,616.03</b>	<b>0.00</b>	<b>0.00</b>	<b>4,527,200.63</b>	<b>0.00</b>
<b>MB02 - MBIA GENERAL Total</b>					<b>5.2775</b>	<b>106,360,366.24</b>	<b>106,360,366.24</b>	<b>0.00</b>	<b>301,616.03</b>	<b>0.00</b>	<b>0.00</b>	<b>4,527,200.63</b>	<b>0.00</b>
<b>MB03 - MBIA ROAD &amp; BRIDGE</b>													
<b>State Pool</b>													
MB03-MBIA Road & Bridge	AR-0016	State Pool	11/01/08	Open	5.2769	5,658,406.39	5,658,406.39	0.00	26,382.65	0.00	0.00	349,145.54	0.00
<b>State Pool Total</b>					<b>5.2769</b>	<b>5,658,406.39</b>	<b>5,658,406.39</b>	<b>0.00</b>	<b>26,382.65</b>	<b>0.00</b>	<b>0.00</b>	<b>349,145.54</b>	<b>0.00</b>
<b>MB03 - MBIA ROAD &amp; BRIDGE Total</b>					<b>5.2769</b>	<b>5,658,406.39</b>	<b>5,658,406.39</b>	<b>0.00</b>	<b>26,382.65</b>	<b>0.00</b>	<b>0.00</b>	<b>349,145.54</b>	<b>0.00</b>
<b>MB04 - MBIA DRAINAGE</b>													
<b>State Pool</b>													
MB04-MBIA Drainage	AR-0017	State Pool	11/01/08	Open	5.2764	7,203,267.00	7,203,267.00	0.00	38,697.63	0.00	0.00	583,525.48	2,620.73
<b>State Pool Total</b>					<b>5.2764</b>	<b>7,203,267.00</b>	<b>7,203,267.00</b>	<b>0.00</b>	<b>38,697.63</b>	<b>0.00</b>	<b>0.00</b>	<b>583,525.48</b>	<b>2,620.73</b>
<b>MB04 - MBIA DRAINAGE Total</b>					<b>5.2764</b>	<b>7,203,267.00</b>	<b>7,203,267.00</b>	<b>0.00</b>	<b>38,697.63</b>	<b>0.00</b>	<b>0.00</b>	<b>583,525.48</b>	<b>2,620.73</b>
<b>MB06 - MBIA TOLL RD OPERATIONS</b>													
<b>State Pool</b>													
MB06-MBIA Toll Rd. Operations	AR-0019	State Pool	11/01/08	Open	5.2773	95,042,930.04	95,042,930.04	0.00	393,537.62	0.00	0.00	3,885,096.48	38,363.64
<b>State Pool Total</b>					<b>5.2773</b>	<b>95,042,930.04</b>	<b>95,042,930.04</b>	<b>0.00</b>	<b>393,537.62</b>	<b>0.00</b>	<b>0.00</b>	<b>3,885,096.48</b>	<b>38,363.64</b>
<b>MB06 - MBIA TOLL RD OPERATIONS Total</b>					<b>5.2773</b>	<b>95,042,930.04</b>	<b>95,042,930.04</b>	<b>0.00</b>	<b>393,537.62</b>	<b>0.00</b>	<b>0.00</b>	<b>3,885,096.48</b>	<b>38,363.64</b>
<b>MB18 - MBIA COUNTYS CARES ACT</b>													
<b>State Pool</b>													
MB18-MBIA COUNTY'S CARES ACT	AR-0048	State Pool	05/12/20	Open	5.2771	49,852,706.82	49,852,706.82	0.00	224,232.80	0.00	0.00	2,279,626.28	0.00
<b>State Pool Total</b>					<b>5.2771</b>	<b>49,852,706.82</b>	<b>49,852,706.82</b>	<b>0.00</b>	<b>224,232.80</b>	<b>0.00</b>	<b>0.00</b>	<b>2,279,626.28</b>	<b>0.00</b>
<b>MB18 - MBIA COUNTYS CARES ACT Total</b>					<b>5.2771</b>	<b>49,852,706.82</b>	<b>49,852,706.82</b>	<b>0.00</b>	<b>224,232.80</b>	<b>0.00</b>	<b>0.00</b>	<b>2,279,626.28</b>	<b>0.00</b>
<b>MB19 - MBIA FBC ASSIST DIST #2</b>													
<b>State Pool</b>													
MB19-MBIA FBC ASSIST. DIST. #2	AR-0049	State Pool	05/13/20	Open	5.2773	10,594,159.15	10,594,159.15	0.00	44,968.51	0.00	0.00	394,159.15	0.00
<b>State Pool Total</b>					<b>5.2773</b>	<b>10,594,159.15</b>	<b>10,594,159.15</b>	<b>0.00</b>	<b>44,968.51</b>	<b>0.00</b>	<b>0.00</b>	<b>394,159.15</b>	<b>0.00</b>
<b>MB19 - MBIA FBC ASSIST DIST #2 Total</b>					<b>5.2773</b>	<b>10,594,159.15</b>	<b>10,594,159.15</b>	<b>0.00</b>	<b>44,968.51</b>	<b>0.00</b>	<b>0.00</b>	<b>394,159.15</b>	<b>0.00</b>
<b>MB20 - MBIA FBC ASSIST DIST #4</b>													
<b>State Pool</b>													
MB20- MBIA FBC ASSIST. DIST. #4	AR-0050	State Pool	05/13/20	Open	5.2772	2,666,656.93	2,666,656.93	0.00	11,518.21	0.00	0.00	96,656.93	0.00
<b>State Pool Total</b>					<b>5.2772</b>	<b>2,666,656.93</b>	<b>2,666,656.93</b>	<b>0.00</b>	<b>11,518.21</b>	<b>0.00</b>	<b>0.00</b>	<b>96,656.93</b>	<b>0.00</b>
<b>MB20 - MBIA FBC ASSIST DIST #4 Total</b>					<b>5.2772</b>	<b>2,666,656.93</b>	<b>2,666,656.93</b>	<b>0.00</b>	<b>11,518.21</b>	<b>0.00</b>	<b>0.00</b>	<b>96,656.93</b>	<b>0.00</b>
<b>MB21 - MBIA ASSIST DIST #6</b>													
<b>State Pool</b>													

**Interest Accrual**  
**Ft. Bend County**  
Effective Interest - Actual Life  
Receipts in Period  
06/01/23 - 06/30/23

CUSIP	Invest Number	Security Description	Purchase Date	Sale Date	Yield Earned	Ending Par Val/Shares	Ending Amor Val/Cost	Purchased Interest	Int/Div Rec In the Perd	Int/Div Accrued In the Perd	PTD Purch Received	Int/Div Rec Purch/Date	Int/Div Accrued Purch/Date
MB21-MBIA FBC ASSIST. DIST. #6	AR-0051	State Pool	05/13/20	Open	<u>5.2774</u>	<u>4,299,399.23</u>	<u>4,299,399.23</u>	<u>0.00</u>	<u>17,779.25</u>	<u>0.00</u>	<u>0.00</u>	<u>149,399.23</u>	<u>0.00</u>
State Pool Total					<u>5.2774</u>	<u>4,299,399.23</u>	<u>4,299,399.23</u>	<u>0.00</u>	<u>17,779.25</u>	<u>0.00</u>	<u>0.00</u>	<u>149,399.23</u>	<u>0.00</u>
<b>MB21 - MBIA ASSIST DIST #6 Total</b>					<u>5.2774</u>	<u>4,299,399.23</u>	<u>4,299,399.23</u>	<u>0.00</u>	<u>17,779.25</u>	<u>0.00</u>	<u>0.00</u>	<u>149,399.23</u>	<u>0.00</u>
<b>MB23 - MBIA JUVENILE</b>													
State Pool													
MB23-MBIA JUVENILE	AR-0053	State Pool	05/13/20	Open	<u>5.2769</u>	<u>7,800,843.32</u>	<u>7,800,843.32</u>	<u>0.00</u>	<u>38,371.36</u>	<u>0.00</u>	<u>0.00</u>	<u>472,076.95</u>	<u>0.00</u>
State Pool Total					<u>5.2769</u>	<u>7,800,843.32</u>	<u>7,800,843.32</u>	<u>0.00</u>	<u>38,371.36</u>	<u>0.00</u>	<u>0.00</u>	<u>472,076.95</u>	<u>0.00</u>
<b>MB23 - MBIA JUVENILE Total</b>					<u>5.2769</u>	<u>7,800,843.32</u>	<u>7,800,843.32</u>	<u>0.00</u>	<u>38,371.36</u>	<u>0.00</u>	<u>0.00</u>	<u>472,076.95</u>	<u>0.00</u>
<b>MB24 - MBIA DEBT SERVICE</b>													
State Pool													
MB24-MBIA DEBT SERVICE	AR-0054	State Pool	05/13/20	Open	<u>5.2758</u>	<u>29,033,335.35</u>	<u>29,033,335.35</u>	<u>0.00</u>	<u>174,512.79</u>	<u>0.00</u>	<u>0.00</u>	<u>1,608,058.11</u>	<u>0.00</u>
State Pool Total					<u>5.2758</u>	<u>29,033,335.35</u>	<u>29,033,335.35</u>	<u>0.00</u>	<u>174,512.79</u>	<u>0.00</u>	<u>0.00</u>	<u>1,608,058.11</u>	<u>0.00</u>
<b>MB24 - MBIA DEBT SERVICE Total</b>					<u>5.2758</u>	<u>29,033,335.35</u>	<u>29,033,335.35</u>	<u>0.00</u>	<u>174,512.79</u>	<u>0.00</u>	<u>0.00</u>	<u>1,608,058.11</u>	<u>0.00</u>
<b>MB25 - MBIA DRAINAGE DEBT SERVICE</b>													
State Pool													
MB25-MBIA DRAINAGE DEBT SERVICE	AR-0055	State Pool	05/13/20	Open	<u>5.2773</u>	<u>4,608,734.28</u>	<u>4,608,734.28</u>	<u>0.00</u>	<u>19,748.44</u>	<u>0.00</u>	<u>0.00</u>	<u>188,734.28</u>	<u>0.00</u>
State Pool Total					<u>5.2773</u>	<u>4,608,734.28</u>	<u>4,608,734.28</u>	<u>0.00</u>	<u>19,748.44</u>	<u>0.00</u>	<u>0.00</u>	<u>188,734.28</u>	<u>0.00</u>
<b>MB25 - MBIA DRAINAGE DEBT SERVICE Total</b>					<u>5.2773</u>	<u>4,608,734.28</u>	<u>4,608,734.28</u>	<u>0.00</u>	<u>19,748.44</u>	<u>0.00</u>	<u>0.00</u>	<u>188,734.28</u>	<u>0.00</u>
<b>MB26 - MBIA FACILITIES BOND 2018</b>													
State Pool													
MB26-FACILITIES BOND 2018	AR-0056	State Pool	05/13/20	Open	<u>5.2771</u>	<u>2,393,895.69</u>	<u>2,393,895.69</u>	<u>0.00</u>	<u>10,599.04</u>	<u>0.00</u>	<u>0.00</u>	<u>191,295.69</u>	<u>0.00</u>
State Pool Total					<u>5.2771</u>	<u>2,393,895.69</u>	<u>2,393,895.69</u>	<u>0.00</u>	<u>10,599.04</u>	<u>0.00</u>	<u>0.00</u>	<u>191,295.69</u>	<u>0.00</u>
<b>MB26 - MBIA FACILITIES BOND 2018 Total</b>					<u>5.2771</u>	<u>2,393,895.69</u>	<u>2,393,895.69</u>	<u>0.00</u>	<u>10,599.04</u>	<u>0.00</u>	<u>0.00</u>	<u>191,295.69</u>	<u>0.00</u>
<b>MB27 - MBIA TX HERITAGE PARKWAY 2020</b>													
State Pool													
MB27-MBIA TX HERITAGE PARKWAY	AR-0057	State Pool	05/13/20	Open	<u>5.2773</u>	<u>514,199.15</u>	<u>514,199.15</u>	<u>0.00</u>	<u>2,221.01</u>	<u>0.00</u>	<u>0.00</u>	<u>99,578.50</u>	<u>0.00</u>
State Pool Total					<u>5.2773</u>	<u>514,199.15</u>	<u>514,199.15</u>	<u>0.00</u>	<u>2,221.01</u>	<u>0.00</u>	<u>0.00</u>	<u>99,578.50</u>	<u>0.00</u>
<b>MB27 - MBIA TX HERITAGE PARKWAY 2020 Total</b>					<u>5.2773</u>	<u>514,199.15</u>	<u>514,199.15</u>	<u>0.00</u>	<u>2,221.01</u>	<u>0.00</u>	<u>0.00</u>	<u>99,578.50</u>	<u>0.00</u>
<b>MB28 - MBIA Grand Parkway 2021</b>													
State Pool													
MB28-MBIA GRAND PARKWAY 2021	AR-0059	State Pool	08/02/21	Open	<u>5.2780</u>	<u>4,980,346.65</u>	<u>4,980,346.65</u>	<u>0.00</u>	<u>21,511.83</u>	<u>0.00</u>	<u>0.00</u>	<u>630,346.65</u>	<u>0.00</u>
State Pool Total					<u>5.2780</u>	<u>4,980,346.65</u>	<u>4,980,346.65</u>	<u>0.00</u>	<u>21,511.83</u>	<u>0.00</u>	<u>0.00</u>	<u>630,346.65</u>	<u>0.00</u>
<b>MB28 - MBIA Grand Parkway 2021 Total</b>					<u>5.2780</u>	<u>4,980,346.65</u>	<u>4,980,346.65</u>	<u>0.00</u>	<u>21,511.83</u>	<u>0.00</u>	<u>0.00</u>	<u>630,346.65</u>	<u>0.00</u>
<b>MB29 - MBIA Sr Lien 2021</b>													
State Pool													
MB29-MBIA SR LIEN TOLL RD 2021	AR-0060	State Pool	08/02/21	Open	<u>5.2772</u>	<u>37,118,887.82</u>	<u>37,118,887.82</u>	<u>0.00</u>	<u>160,329.30</u>	<u>0.00</u>	<u>0.00</u>	<u>1,943,887.82</u>	<u>0.00</u>
State Pool Total					<u>5.2772</u>	<u>37,118,887.82</u>	<u>37,118,887.82</u>	<u>0.00</u>	<u>160,329.30</u>	<u>0.00</u>	<u>0.00</u>	<u>1,943,887.82</u>	<u>0.00</u>
<b>MB29 - MBIA Sr Lien 2021 Total</b>					<u>5.2772</u>	<u>37,118,887.82</u>	<u>37,118,887.82</u>	<u>0.00</u>	<u>160,329.30</u>	<u>0.00</u>	<u>0.00</u>	<u>1,943,887.82</u>	<u>0.00</u>
<b>MB30 - MBIA Flood Proj Drainage 20</b>													
State Pool													
MB30-MBIA FLOOD PRO DRAINAGE 20	AR-0061	State Pool	08/02/21	Open	<u>5.2772</u>	<u>15,698,755.41</u>	<u>15,698,755.41</u>	<u>0.00</u>	<u>67,808.31</u>	<u>0.00</u>	<u>0.00</u>	<u>680,755.41</u>	<u>0.00</u>
State Pool Total					<u>5.2772</u>	<u>15,698,755.41</u>	<u>15,698,755.41</u>	<u>0.00</u>	<u>67,808.31</u>	<u>0.00</u>	<u>0.00</u>	<u>680,755.41</u>	<u>0.00</u>
<b>MB30 - MBIA Flood Proj Drainage 20 Total</b>					<u>5.2772</u>	<u>15,698,755.41</u>	<u>15,698,755.41</u>	<u>0.00</u>	<u>67,808.31</u>	<u>0.00</u>	<u>0.00</u>	<u>680,755.41</u>	<u>0.00</u>
<b>MB31 - MBIA FBC ASSIST DIST #9</b>													
State Pool													
MB31-MBIA FBC ASSIST DIST #9	AR-0062	State Pool	03/11/22	Open	<u>5.2774</u>	<u>3,728,973.24</u>	<u>3,728,973.24</u>	<u>0.00</u>	<u>15,473.68</u>	<u>0.00</u>	<u>0.00</u>	<u>128,973.24</u>	<u>0.00</u>

**Interest Accrual**  
**Ft. Bend County**  
Effective Interest - Actual Life  
Receipts in Period  
06/01/23 - 06/30/23

CUSIP	Invest Number	Security Description	Purchase Date	Sale Date	Yield Earned	Ending Par Val/Shares	Ending Amort Val/Cost	Purchased Interest	Int/Div Rec In the Perd	Int/Div Accrued In the Perd	PTD Purch Received	Int/Div Rec Purch/Date	Int/Div Accrued Purch/Date
<b>State Pool Total</b>					<u>5.2774</u>	<u>3,728,973.24</u>	<u>3,728,973.24</u>	<u>0.00</u>	<u>15,473.68</u>	<u>0.00</u>	<u>0.00</u>	<u>128,973.24</u>	<u>0.00</u>
<b>MB31 - MBIA FBC ASSIST DIST #9 Total</b>					<u>5.2774</u>	<u>3,728,973.24</u>	<u>3,728,973.24</u>	<u>0.00</u>	<u>15,473.68</u>	<u>0.00</u>	<u>0.00</u>	<u>128,973.24</u>	<u>0.00</u>
<b>MB32 - MBIA FBC ASSIST DIST #11</b>													
<b>State Pool</b>													
MB32-MBIA FBC ASSIST DIST #11	AR-0063	State Pool	03/11/22	Open	<u>5.2773</u>	<u>8,120,864.23</u>	<u>8,120,864.23</u>	<u>0.00</u>	<u>34,127.18</u>	<u>0.00</u>	<u>0.00</u>	<u>270,864.23</u>	<u>0.00</u>
<b>State Pool Total</b>					<u>5.2773</u>	<u>8,120,864.23</u>	<u>8,120,864.23</u>	<u>0.00</u>	<u>34,127.18</u>	<u>0.00</u>	<u>0.00</u>	<u>270,864.23</u>	<u>0.00</u>
<b>MB32 - MBIA FBC ASSIST DIST #11 Total</b>					<u>5.2773</u>	<u>8,120,864.23</u>	<u>8,120,864.23</u>	<u>0.00</u>	<u>34,127.18</u>	<u>0.00</u>	<u>0.00</u>	<u>270,864.23</u>	<u>0.00</u>
<b>MB36 - MBIA FEE OFFICER</b>													
<b>State Pool</b>													
MB36-MBIA FEE OFFICER	AR-0065	State Pool	03/14/22	Open	<u>5.2772</u>	<u>1,305,642.80</u>	<u>1,305,642.80</u>	<u>0.00</u>	<u>5,642.80</u>	<u>0.00</u>	<u>0.00</u>	<u>68,158.78</u>	<u>0.00</u>
<b>State Pool Total</b>					<u>5.2772</u>	<u>1,305,642.80</u>	<u>1,305,642.80</u>	<u>0.00</u>	<u>5,642.80</u>	<u>0.00</u>	<u>0.00</u>	<u>68,158.78</u>	<u>0.00</u>
<b>MB36 - MBIA FEE OFFICER Total</b>					<u>5.2772</u>	<u>1,305,642.80</u>	<u>1,305,642.80</u>	<u>0.00</u>	<u>5,642.80</u>	<u>0.00</u>	<u>0.00</u>	<u>68,158.78</u>	<u>0.00</u>
<b>MB37 - MBIA FBC ASSIST DIST #7</b>													
<b>State Pool</b>													
MB37-MBIA FBC ASSIST DIST #7	AR-0066	State Pool	03/14/22	Open	<u>5.2772</u>	<u>2,331,197.63</u>	<u>2,331,197.63</u>	<u>0.00</u>	<u>10,069.24</u>	<u>0.00</u>	<u>0.00</u>	<u>81,197.63</u>	<u>0.00</u>
<b>State Pool Total</b>					<u>5.2772</u>	<u>2,331,197.63</u>	<u>2,331,197.63</u>	<u>0.00</u>	<u>10,069.24</u>	<u>0.00</u>	<u>0.00</u>	<u>81,197.63</u>	<u>0.00</u>
<b>MB37 - MBIA FBC ASSIST DIST #7 Total</b>					<u>5.2772</u>	<u>2,331,197.63</u>	<u>2,331,197.63</u>	<u>0.00</u>	<u>10,069.24</u>	<u>0.00</u>	<u>0.00</u>	<u>81,197.63</u>	<u>0.00</u>
<b>MB38 - MBIA 2020A FBC TAX NOTE</b>													
<b>State Pool</b>													
MB38-MBIA 2020A FBC TAX NOTE	AR-0067	State Pool	03/14/22	Open	<u>5.2773</u>	<u>1,181,058.83</u>	<u>1,181,058.83</u>	<u>0.00</u>	<u>5,101.42</u>	<u>0.00</u>	<u>0.00</u>	<u>56,058.83</u>	<u>0.00</u>
<b>State Pool Total</b>					<u>5.2773</u>	<u>1,181,058.83</u>	<u>1,181,058.83</u>	<u>0.00</u>	<u>5,101.42</u>	<u>0.00</u>	<u>0.00</u>	<u>56,058.83</u>	<u>0.00</u>
<b>MB38 - MBIA 2020A FBC TAX NOTE Total</b>					<u>5.2773</u>	<u>1,181,058.83</u>	<u>1,181,058.83</u>	<u>0.00</u>	<u>5,101.42</u>	<u>0.00</u>	<u>0.00</u>	<u>56,058.83</u>	<u>0.00</u>
<b>MB39 - 2022 TAX NOTE</b>													
<b>State Pool</b>													
MB39-MBIA 2022 TAX NOTE	AR-0072	State Pool	12/16/22	Open	<u>5.2772</u>	<u>28,966,979.74</u>	<u>28,966,979.74</u>	<u>0.00</u>	<u>126,283.74</u>	<u>0.00</u>	<u>0.00</u>	<u>781,979.74</u>	<u>0.00</u>
<b>State Pool Total</b>					<u>5.2772</u>	<u>28,966,979.74</u>	<u>28,966,979.74</u>	<u>0.00</u>	<u>126,283.74</u>	<u>0.00</u>	<u>0.00</u>	<u>781,979.74</u>	<u>0.00</u>
<b>MB39 - 2022 TAX NOTE Total</b>					<u>5.2772</u>	<u>28,966,979.74</u>	<u>28,966,979.74</u>	<u>0.00</u>	<u>126,283.74</u>	<u>0.00</u>	<u>0.00</u>	<u>781,979.74</u>	<u>0.00</u>
<b>MB40 - FBC ASSIST DIST #22</b>													
<b>State Pool</b>													
MB40-MBIA FBC ASSIST DIST #22	AR-0073	State Pool	12/16/22	Open	<u>5.2774</u>	<u>1,178,151.15</u>	<u>1,178,151.15</u>	<u>0.00</u>	<u>4,772.27</u>	<u>0.00</u>	<u>0.00</u>	<u>28,151.15</u>	<u>0.00</u>
<b>State Pool Total</b>					<u>5.2774</u>	<u>1,178,151.15</u>	<u>1,178,151.15</u>	<u>0.00</u>	<u>4,772.27</u>	<u>0.00</u>	<u>0.00</u>	<u>28,151.15</u>	<u>0.00</u>
<b>MB40 - FBC ASSIST DIST #22 Total</b>					<u>5.2774</u>	<u>1,178,151.15</u>	<u>1,178,151.15</u>	<u>0.00</u>	<u>4,772.27</u>	<u>0.00</u>	<u>0.00</u>	<u>28,151.15</u>	<u>0.00</u>
<b>MB41 - 440V SUPERVISION</b>													
<b>State Pool</b>													
MB41-MBIA FUND440 CSCD	AR-0074	State Pool	12/16/22	Open	<u>5.2775</u>	<u>5,025,295.22</u>	<u>5,025,295.22</u>	<u>0.00</u>	<u>20,396.65</u>	<u>0.00</u>	<u>0.00</u>	<u>125,295.22</u>	<u>0.00</u>
<b>State Pool Total</b>					<u>5.2775</u>	<u>5,025,295.22</u>	<u>5,025,295.22</u>	<u>0.00</u>	<u>20,396.65</u>	<u>0.00</u>	<u>0.00</u>	<u>125,295.22</u>	<u>0.00</u>
<b>MB41 - 440V SUPERVISION Total</b>					<u>5.2775</u>	<u>5,025,295.22</u>	<u>5,025,295.22</u>	<u>0.00</u>	<u>20,396.65</u>	<u>0.00</u>	<u>0.00</u>	<u>125,295.22</u>	<u>0.00</u>
<b>MB42 - FBC ASSIST DIST #10</b>													
<b>State Pool</b>													
MB42-MBIA FBC ASSIST DIST #10	AR-0075	State Pool	12/16/22	Open	<u>5.2775</u>	<u>1,071,391.10</u>	<u>1,071,391.10</u>	<u>0.00</u>	<u>4,311.19</u>	<u>0.00</u>	<u>0.00</u>	<u>21,391.10</u>	<u>0.00</u>
<b>State Pool Total</b>					<u>5.2775</u>	<u>1,071,391.10</u>	<u>1,071,391.10</u>	<u>0.00</u>	<u>4,311.19</u>	<u>0.00</u>	<u>0.00</u>	<u>21,391.10</u>	<u>0.00</u>
<b>MB42 - FBC ASSIST DIST #10 Total</b>					<u>5.2775</u>	<u>1,071,391.10</u>	<u>1,071,391.10</u>	<u>0.00</u>	<u>4,311.19</u>	<u>0.00</u>	<u>0.00</u>	<u>21,391.10</u>	<u>0.00</u>
<b>MB43 - FBC LATERAL ROAD</b>													
<b>State Pool</b>													
MB43-MBIA LATERAL ROAD	AR-0076	State Pool	12/16/22	Open	<u>5.2773</u>	<u>1,380,274.81</u>	<u>1,380,274.81</u>	<u>0.00</u>	<u>5,803.62</u>	<u>0.00</u>	<u>0.00</u>	<u>30,274.81</u>	<u>0.00</u>
<b>State Pool Total</b>					<u>5.2773</u>	<u>1,380,274.81</u>	<u>1,380,274.81</u>	<u>0.00</u>	<u>5,803.62</u>	<u>0.00</u>	<u>0.00</u>	<u>30,274.81</u>	<u>0.00</u>

**Interest Accrual**  
**Ft. Bend County**  
Effective Interest - Actual Life  
Receipts in Period  
06/01/23 - 06/30/23

CUSIP	Invest Number	Security Description	Purchase Date	Sale Date	Yield Earned	Ending Par Val/Shares	Ending Amor Val/Cost	Purchased Interest	Int/Div Rec In the Perd	Int/Div Accrued In the Perd	PTD Purch Received	Int/Div Rec Purch/Date	Int/Div Accrued Purch/Date
<b>MB43 - FBC LATERAL ROAD Total</b>					<u>5.2773</u>	<u>1,380,274.81</u>	<u>1,380,274.81</u>	<u>0.00</u>	<u>5,803.62</u>	<u>0.00</u>	<u>0.00</u>	<u>30,274.81</u>	<u>0.00</u>
<b>MB44 - FBC LAW LIBRARY</b>													
<b>State Pool</b>													
MB44-MBIA COUNTY LAW LIBRARY	AR-0077	State Pool	12/16/22	Open	5.2772	1,026,869.36	1,026,869.36	0.00	4,435.41	0.00	0.00	26,869.36	0.00
<b>State Pool Total</b>					<u>5.2772</u>	<u>1,026,869.36</u>	<u>1,026,869.36</u>	<u>0.00</u>	<u>4,435.41</u>	<u>0.00</u>	<u>0.00</u>	<u>26,869.36</u>	<u>0.00</u>
<b>MB44 - FBC LAW LIBRARY Total</b>					<u>5.2772</u>	<u>1,026,869.36</u>	<u>1,026,869.36</u>	<u>0.00</u>	<u>4,435.41</u>	<u>0.00</u>	<u>0.00</u>	<u>26,869.36</u>	<u>0.00</u>
<b>TT00 - TEXAS TERM GENERAL</b>													
<b>State Pool</b>													
TT00-TX TERM General	AR-0022	State Pool	11/01/08	Open	5.1048	1,115.15	1,115.15	0.00	4.66	0.00	0.00	21,499.92	0.00
<b>State Pool Total</b>					<u>5.1048</u>	<u>1,115.15</u>	<u>1,115.15</u>	<u>0.00</u>	<u>4.66</u>	<u>0.00</u>	<u>0.00</u>	<u>21,499.92</u>	<u>0.00</u>
<b>TT00 - TEXAS TERM GENERAL Total</b>					<u>5.1048</u>	<u>1,115.15</u>	<u>1,115.15</u>	<u>0.00</u>	<u>4.66</u>	<u>0.00</u>	<u>0.00</u>	<u>21,499.92</u>	<u>0.00</u>
<b>TT02 - TEXAS TERM TOLL OPERATIONS</b>													
<b>State Pool</b>													
TT02-TX TERM Toll Rd. Operation	AR-0024	State Pool	11/01/08	Open	5.0998	1,113.86	1,113.86	0.00	4.65	0.00	0.00	18,043.76	0.00
<b>State Pool Total</b>					<u>5.0998</u>	<u>1,113.86</u>	<u>1,113.86</u>	<u>0.00</u>	<u>4.65</u>	<u>0.00</u>	<u>0.00</u>	<u>18,043.76</u>	<u>0.00</u>
<b>TT02 - TEXAS TERM TOLL OPERATIONS Total</b>					<u>5.0998</u>	<u>1,113.86</u>	<u>1,113.86</u>	<u>0.00</u>	<u>4.65</u>	<u>0.00</u>	<u>0.00</u>	<u>18,043.76</u>	<u>0.00</u>
<b>TT04 - TEXAS TERM ROAD &amp; BRIDGE</b>													
<b>State Pool</b>													
TT04-TX TERM Road & Bridge	AR-0026	State Pool	11/01/08	Open	5.0980	1,111.84	1,111.84	0.00	4.64	0.00	0.00	8,319.12	0.00
<b>State Pool Total</b>					<u>5.0980</u>	<u>1,111.84</u>	<u>1,111.84</u>	<u>0.00</u>	<u>4.64</u>	<u>0.00</u>	<u>0.00</u>	<u>8,319.12</u>	<u>0.00</u>
<b>TT04 - TEXAS TERM ROAD &amp; BRIDGE Total</b>					<u>5.0980</u>	<u>1,111.84</u>	<u>1,111.84</u>	<u>0.00</u>	<u>4.64</u>	<u>0.00</u>	<u>0.00</u>	<u>8,319.12</u>	<u>0.00</u>
<b>TT05 - TEXAS TERM DRAINAGE</b>													
<b>State Pool</b>													
TT05-TX TERM Drainage	AR-0027	State Pool	11/01/08	Open	5.1003	368.85	368.85	0.00	1.54	0.00	0.00	5,048.13	0.00
<b>State Pool Total</b>					<u>5.1003</u>	<u>368.85</u>	<u>368.85</u>	<u>0.00</u>	<u>1.54</u>	<u>0.00</u>	<u>0.00</u>	<u>5,048.13</u>	<u>0.00</u>
<b>TT05 - TEXAS TERM DRAINAGE Total</b>					<u>5.1003</u>	<u>368.85</u>	<u>368.85</u>	<u>0.00</u>	<u>1.54</u>	<u>0.00</u>	<u>0.00</u>	<u>5,048.13</u>	<u>0.00</u>

# Premium/Discount Amortization

## Ft. Bend County Effective Interest - Actual Life Receipts in Period 06/01/23 - 06/30/23

20

CUSIP	Invest Number	Security Description	Purchase Date	Amortiz Date	Yield Earned	Beginning Par Val/Shares	Beginning Unamor Val/Cost	Premium Discount	Ending Par Val/Shares	Ending Amor Val/Cost	Unamor Prem/Dscnt	Amortization In the Perd	Amortization Purch/Date
<b>Cash</b>													
MB45-U S Bank	AR-0078	Balance Account	06/20/23	01/31/24	0.0000	0.00	0.00	0.00	112,000,000.00	112,000,000.00	0.00	0.00	0.00
<b>Cash Total</b>					<b>0.0000</b>	<b>0.00</b>	<b>0.00</b>	<b>0.00</b>	<b>112,000,000.00</b>	<b>112,000,000.00</b>	<b>0.00</b>	<b>0.00</b>	<b>0.00</b>
<b>Money Market</b>													
Cadence-Money Market Accts	AR-0058	Money Market	01/31/21	Open	0.4388	46,970,568.08	46,970,568.08	0.00	78,217,495.60	78,217,495.60	0.00	0.00	0.00
<b>Money Market Total</b>					<b>0.4388</b>	<b>46,970,568.08</b>	<b>46,970,568.08</b>	<b>0.00</b>	<b>78,217,495.60</b>	<b>78,217,495.60</b>	<b>0.00</b>	<b>0.00</b>	<b>0.00</b>
<b>State Pool</b>													
MB02-MBIA General	AR-0015	State Pool	11/01/08	Open	5.2775	72,053,072.09	72,053,072.09	0.00	106,360,366.24	106,360,366.24	0.00	0.00	0.00
MB03-MBIA Road & Bridge	AR-0016	State Pool	11/01/08	Open	5.2769	6,857,023.74	6,857,023.74	0.00	5,658,406.39	5,658,406.39	0.00	0.00	0.00
MB04-MBIA Drainage	AR-0017	State Pool	11/01/08	Open	5.2764	9,904,569.37	9,904,569.37	0.00	7,203,267.00	7,203,267.00	0.00	0.00	0.00
MB06-MBIA Toll Rd. Operations	AR-0019	State Pool	11/01/08	Open	5.2773	90,399,392.42	90,399,392.42	0.00	95,042,930.04	95,042,930.04	0.00	0.00	0.00
TT00-TX TERM General	AR-0022	State Pool	11/01/08	Open	5.1048	1,110.49	1,110.49	0.00	1,115.15	1,115.15	0.00	0.00	0.00
TT02-TX TERM Toll Rd. Operation	AR-0024	State Pool	11/01/08	Open	5.0998	1,109.21	1,109.21	0.00	1,113.86	1,113.86	0.00	0.00	0.00
TT04-TX TERM Road & Bridge	AR-0026	State Pool	11/01/08	Open	5.0980	1,107.20	1,107.20	0.00	1,111.84	1,111.84	0.00	0.00	0.00
TT05-TX TERM Drainage	AR-0027	State Pool	11/01/08	Open	5.1003	367.31	367.31	0.00	368.85	368.85	0.00	0.00	0.00
LOG1-Logic- General	AR-0028	State Pool	11/10/08	Open	5.2516	75,622,415.67	75,622,415.67	0.00	30,856,060.67	30,856,060.67	0.00	0.00	0.00
LOG2-Logic-Toll Rd.Operations	AR-0029	State Pool	11/10/08	Open	5.2546	14,030,619.24	14,030,619.24	0.00	14,091,224.56	14,091,224.56	0.00	0.00	0.00
LOG5-Logic-Drainage	AR-0032	State Pool	11/10/08	Open	5.2493	8,944,787.79	8,944,787.79	0.00	970,727.72	970,727.72	0.00	0.00	0.00
LOG8-Logic-Road & Bridge	AR-0035	State Pool	11/10/08	Open	5.2523	6,311,850.40	6,311,850.40	0.00	3,334,353.02	3,334,353.02	0.00	0.00	0.00
MB12-MBIA ESD 100 AGREEMENT	AR-0041	State Pool	08/31/16	Open	5.2776	10,876,737.78	10,876,737.78	0.00	12,925,371.12	12,925,371.12	0.00	0.00	0.00
MB13-MBIA ASSISTANCE DIST #1	AR-0042	State Pool	08/31/16	Open	5.2774	15,057,987.30	15,057,987.30	0.00	15,874,179.35	15,874,179.35	0.00	0.00	0.00
MB14-MBIA GR PARKWAY OPERATIONS	AR-0043	State Pool	08/31/16	Open	5.2720	66,828,603.16	66,828,603.16	0.00	69,819,365.94	69,819,365.94	0.00	0.00	0.00
LO10-LOGIC-COUNTY'S CARE ACT	AR-0047	State Pool	05/12/20	Open	5.2546	2,574,265.99	2,574,265.99	0.00	2,585,385.53	2,585,385.53	0.00	0.00	0.00
MB18-MBIA COUNTY'S CARES ACT	AR-0048	State Pool	05/12/20	Open	5.2771	53,628,474.02	53,628,474.02	0.00	49,852,706.82	49,852,706.82	0.00	0.00	0.00
MB19-MBIA FBC ASSIST. DIST. #2	AR-0049	State Pool	05/13/20	Open	5.2773	10,299,190.64	10,299,190.64	0.00	10,594,159.15	10,594,159.15	0.00	0.00	0.00
MB20-MBIA FBC ASSIST. DIST. #4	AR-0050	State Pool	05/13/20	Open	5.2772	2,655,138.72	2,655,138.72	0.00	2,666,656.93	2,666,656.93	0.00	0.00	0.00
MB21-MBIA FBC ASSIST. DIST. #6	AR-0051	State Pool	05/13/20	Open	5.2774	4,031,619.98	4,031,619.98	0.00	4,299,399.23	4,299,399.23	0.00	0.00	0.00
MB23-MBIA JUVENILE	AR-0053	State Pool	05/13/20	Open	5.2769	9,312,471.96	9,312,471.96	0.00	7,800,843.32	7,800,843.32	0.00	0.00	0.00
MB24-MBIA DEBT SERVICE	AR-0054	State Pool	05/13/20	Open	5.2758	48,058,822.56	48,058,822.56	0.00	29,033,335.35	29,033,335.35	0.00	0.00	0.00
MB25-MBIA DRAINAGE DEBT SERVICE	AR-0055	State Pool	05/13/20	Open	5.2773	4,538,985.84	4,538,985.84	0.00	4,608,734.28	4,608,734.28	0.00	0.00	0.00
MB26-FACILITIES BOND 2018	AR-0056	State Pool	05/13/20	Open	5.2771	2,683,296.65	2,683,296.65	0.00	2,393,895.69	2,393,895.69	0.00	0.00	0.00
MB27-MBIA TX HERITAGE PARKWAY	AR-0057	State Pool	05/13/20	Open	5.2773	511,978.14	511,978.14	0.00	514,199.15	514,199.15	0.00	0.00	0.00
MB28-MBIA GRAND PARKWAY 2021	AR-0059	State Pool	08/02/21	Open	5.2780	4,958,834.82	4,958,834.82	0.00	4,980,346.65	4,980,346.65	0.00	0.00	0.00
MB29-MBIA SR LIEN TOLL RD 2021	AR-0060	State Pool	08/02/21	Open	5.2772	36,958,558.52	36,958,558.52	0.00	37,118,887.82	37,118,887.82	0.00	0.00	0.00
MB30-MBIA FLOOD PRO DRAINAGE 20	AR-0061	State Pool	08/02/21	Open	5.2772	15,630,947.10	15,630,947.10	0.00	15,698,755.41	15,698,755.41	0.00	0.00	0.00
MB31-MBIA FBC ASSIST DIST #9	AR-0062	State Pool	03/11/22	Open	5.2774	3,513,499.56	3,513,499.56	0.00	3,728,973.24	3,728,973.24	0.00	0.00	0.00
MB32-MBIA FBC ASSIST DIST #11	AR-0063	State Pool	03/11/22	Open	5.2773	7,786,737.05	7,786,737.05	0.00	8,120,864.23	8,120,864.23	0.00	0.00	0.00
MB36-MBIA FEE OFFICER	AR-0065	State Pool	03/14/22	Open	5.2772	1,305,678.12	1,305,678.12	0.00	1,305,642.80	1,305,642.80	0.00	0.00	0.00
MB37-MBIA FBC ASSIST DIST #7	AR-0066	State Pool	03/14/22	Open	5.2772	2,321,128.39	2,321,128.39	0.00	2,331,197.63	2,331,197.63	0.00	0.00	0.00
MB38-MBIA 2020A FBC TAX NOTE	AR-0067	State Pool	03/14/22	Open	5.2773	1,175,957.41	1,175,957.41	0.00	1,181,058.83	1,181,058.83	0.00	0.00	0.00
MB39-MBIA 2022 TAX NOTE	AR-0072	State Pool	12/16/22	Open	5.2772	30,155,696.00	30,155,696.00	0.00	28,966,979.74	28,966,979.74	0.00	0.00	0.00
MB40-MBIA FBC ASSIST DIST #22	AR-0073	State Pool	12/16/22	Open	5.2774	1,073,378.88	1,073,378.88	0.00	1,178,151.15	1,178,151.15	0.00	0.00	0.00
MB41-MBIA FUND440 CSCD	AR-0074	State Pool	12/16/22	Open	5.2775	4,699,898.57	4,699,898.57	0.00	5,025,295.22	5,025,295.22	0.00	0.00	0.00
MB42-MBIA FBC ASSIST DIST #10	AR-0075	State Pool	12/16/22	Open	5.2775	967,079.91	967,079.91	0.00	1,071,391.10	1,071,391.10	0.00	0.00	0.00
MB43-MBIA LATERAL ROAD	AR-0076	State Pool	12/16/22	Open	5.2773	1,324,471.19	1,324,471.19	0.00	1,380,274.81	1,380,274.81	0.00	0.00	0.00
MB44-MBIA COUNTY LAW LIBRARY	AR-0077	State Pool	12/16/22	Open	5.2772	1,022,433.95	1,022,433.95	0.00	1,026,869.36	1,026,869.36	0.00	0.00	0.00

**Premium/Discount Amortization**  
**Ft. Bend County**  
 Effective Interest - Actual Life  
 Receipts in Period  
 06/01/23 - 06/30/23

21

CUSIP	Invest Number	Security Description	Purchase Date	Amortiz Date	Yield Earned	Beginning Par Val/Shares	Beginning Unamor Val/Cost	Premium Discount	Ending Par Val/Shares	Ending Amor Val/Cost	Unamor Prem/Dscnt	Amortization In the Perd	Amortization Purch/Date
<b>State Pool Total</b>					<u>5.2731</u>	<u>628,079,297.14</u>	<u>628,079,297.14</u>	<u>0.00</u>	<u>589,603,965.19</u>	<u>589,603,965.19</u>	<u>0.00</u>	<u>0.00</u>	<u>0.00</u>
<b>Investment Total</b>					<u>4.9083</u>	<u>675,049,865.22</u>	<u>675,049,865.22</u>	<u>0.00</u>	<u>779,821,460.79</u>	<u>779,821,460.79</u>	<u>0.00</u>	<u>0.00</u>	<u>0.00</u>

# Open Investments

## Ft. Bend County

Effective Interest - Actual Life  
Receipts in Period  
06/30/23

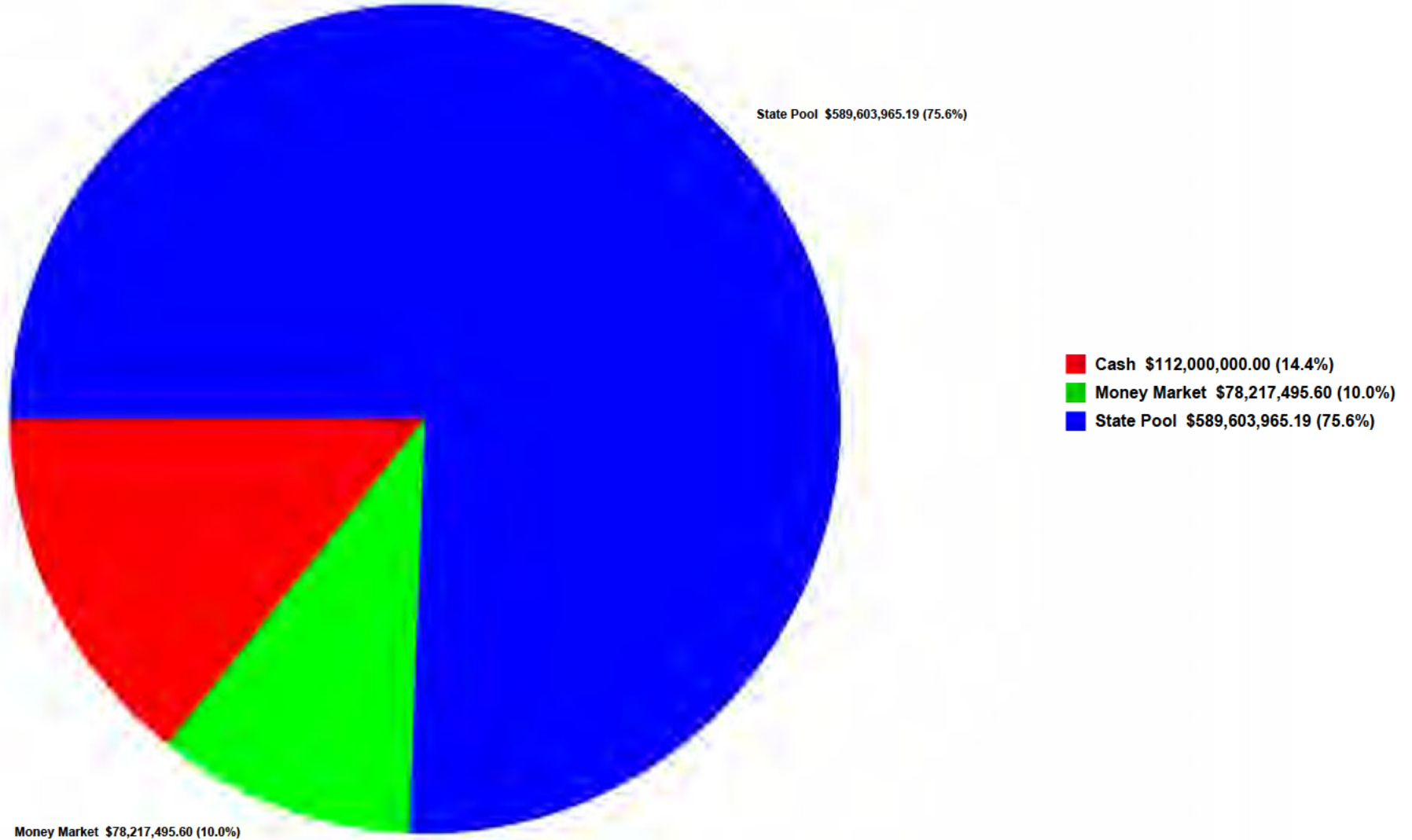
CUSIP	Invest Number	Security Description	Invest Class	Purchase Date	Call Date	Purchase Institut	SafeKeep Institut	Issuing Institut	Yield Matur	Yield Call	Original Unit Cost	Original Par Val/Shares	Original Princ/Cost	Orig Prem Discount	Ending Unit Price	Ending Par Val/Shares	Ending Amor Val/Cost	Unamor Prem/Dscnt
<b>Cash</b>																		
MB45-U S Bank	AR-0078	Balance Account		06/20/23	01/31/24	2700	None	2700	5.4000	5.4000	1.000000	112,000,000.00	112,000,000.00	0.00	1.000000	112,000,000.00	112,000,000.00	0.00
<b>Cash Total</b>									<u>5.4000</u>	<u>5.4000</u>	<u>1.000000</u>	<u>112,000,000.00</u>	<u>112,000,000.00</u>	<u>0.00</u>	<u>1.000000</u>	<u>112,000,000.00</u>	<u>112,000,000.00</u>	<u>0.00</u>
<b>Money Market</b>																		
Cadence-Money Market Accts	AR-0058	Money Market		01/31/21	Open	101	None	101	0.2500	0.2500	1.000000	210,194,488.52	210,194,488.52	0.00	1.000000	78,217,495.60	78,217,495.60	0.00
<b>Money Market Total</b>									<u>0.2500</u>	<u>0.2500</u>	<u>1.000000</u>	<u>210,194,488.52</u>	<u>210,194,488.52</u>	<u>0.00</u>	<u>1.000000</u>	<u>78,217,495.60</u>	<u>78,217,495.60</u>	<u>0.00</u>
<b>State Pool</b>																		
MB02-MBIA General	AR-0015	State Pool		11/01/08	Open	2000	None	2000	5.2674	5.2674	1.000000	17,374,917.83	17,374,917.83	0.00	1.000000	106,360,366.24	106,360,366.24	0.00
MB03-MBIA Road & Bridge	AR-0016	State Pool		11/01/08	Open	2000	None	2000	5.2674	5.2674	1.000000	2,856,438.24	2,856,438.24	0.00	1.000000	5,658,406.39	5,658,406.39	0.00
MB04-MBIA Drainage	AR-0017	State Pool		11/01/08	Open	2000	None	2000	5.2674	5.2674	1.000000	1,267,218.21	1,267,218.21	0.00	1.000000	7,203,267.00	7,203,267.00	0.00
MB06-MBIA Toll Rd. Operations	AR-0019	State Pool		11/01/08	Open	2000	None	2000	5.2674	5.2674	1.000000	3,143,377.27	3,143,377.27	0.00	1.000000	95,042,930.04	95,042,930.04	0.00
TT00-TX TERM General	AR-0022	State Pool		11/01/08	Open	2005	None	2005	5.1000	5.1000	1.000000	10,006,437.87	10,006,437.87	0.00	1.000000	1,115.15	1,115.15	0.00
TT02-TX TERM Toll Rd. Operation	AR-0024	State Pool		11/01/08	Open	2005	None	2005	5.1000	5.1000	0.000000	0.00	0.00	0.00	1.000000	1,113.86	1,113.86	0.00
TT04-TX TERM Road & Bridge	AR-0026	State Pool		11/01/08	Open	2005	None	2005	5.1000	5.1000	1.000000	10,463.28	10,463.28	0.00	1.000000	1,111.84	1,111.84	0.00
TT05-TX TERM Drainage	AR-0027	State Pool		11/01/08	Open	2005	None	2005	5.1000	5.1000	1.000000	109,774.61	109,774.61	0.00	1.000000	368.85	368.85	0.00
LOG1-Logic- General	AR-0028	State Pool		11/10/08	Open	200	None	200	5.2554	5.2554	1.000000	10,000,000.00	10,000,000.00	0.00	1.000000	30,856,060.67	30,856,060.67	0.00
LOG2-Logic-Toll Rd.Operations	AR-0029	State Pool		11/10/08	Open	200	None	200	5.2554	5.2554	1.000000	2,000,000.00	2,000,000.00	0.00	1.000000	14,091,224.56	14,091,224.56	0.00
LOG5-Logic-Drainage	AR-0032	State Pool		11/10/08	Open	200	None	200	5.2554	5.2554	1.000000	500,000.00	500,000.00	0.00	1.000000	970,727.72	970,727.72	0.00
LOG8-Logic-Road & Bridge	AR-0035	State Pool		11/10/08	Open	200	None	200	5.2554	5.2554	1.000000	1,000,000.00	1,000,000.00	0.00	1.000000	3,334,353.02	3,334,353.02	0.00
MB12-MBIA ESD 100 AGREEMENT	AR-0041	State Pool		08/31/16	Open	2000	None	2000	5.2674	5.2674	1.000000	3,900,000.00	3,900,000.00	0.00	1.000000	12,925,371.12	12,925,371.12	0.00
MB13-MBIA ASSISTANCE DIST #1	AR-0042	State Pool		08/31/16	Open	2000	None	2000	5.2674	5.2674	1.000000	10,000,000.00	10,000,000.00	0.00	1.000000	15,874,179.35	15,874,179.35	0.00
MB14-MBIA GR PARKWAY OPERATIONS	AR-0043	State Pool		08/31/16	Open	2000	None	2000	5.2674	5.2674	1.000000	8,500,000.00	8,500,000.00	0.00	1.000000	69,819,365.94	69,819,365.94	0.00
LO10-LOGIC-COUNTY'S CARE ACT	AR-0047	State Pool		05/12/20	Open	200	None	200	5.2554	5.2554	1.000000	67,000,000.00	67,000,000.00	0.00	1.000000	2,585,385.53	2,585,385.53	0.00
MB18-MBIA COUNTY'S CARES ACT	AR-0048	State Pool		05/12/20	Open	2000	None	2000	5.2674	5.2674	1.000000	67,000,000.00	67,000,000.00	0.00	1.000000	49,852,706.82	49,852,706.82	0.00
MB19-MBIA FBC ASSIST. DIST. #2	AR-0049	State Pool		05/13/20	Open	2000	None	2000	5.2674	5.2674	1.000000	2,500,000.00	2,500,000.00	0.00	1.000000	10,594,159.15	10,594,159.15	0.00
MB20- MBIA FBC ASSIST. DIST. #4	AR-0050	State Pool		05/13/20	Open	2000	None	2000	5.2674	5.2674	1.000000	1,250,000.00	1,250,000.00	0.00	1.000000	2,666,656.93	2,666,656.93	0.00
MB21-MBIA FBC ASSIST. DIST. #6	AR-0051	State Pool		05/13/20	Open	2000	None	2000	5.2674	5.2674	1.000000	2,000,000.00	2,000,000.00	0.00	1.000000	4,299,399.23	4,299,399.23	0.00
MB23-MBIA JUVENILE	AR-0053	State Pool		05/13/20	Open	2000	None	2000	5.2674	5.2674	1.000000	8,000,000.00	8,000,000.00	0.00	1.000000	7,800,843.32	7,800,843.32	0.00
MB24-MBIA DEBT SERVICE	AR-0054	State Pool		05/13/20	Open	2000	None	2000	5.2674	5.2674	1.000000	21,000,000.00	21,000,000.00	0.00	1.000000	29,033,335.35	29,033,335.35	0.00
MB25-MBIA DRAINAGE DEBT SERVICE	AR-0055	State Pool		05/13/20	Open	2000	None	2000	5.2674	5.2674	1.000000	1,000,000.00	1,000,000.00	0.00	1.000000	4,608,734.28	4,608,734.28	0.00
MB26-FACILITIES BOND 2018	AR-0056	State Pool		05/13/20	Open	2000	None	2000	5.2674	5.2674	1.000000	14,000,000.00	14,000,000.00	0.00	1.000000	2,393,895.69	2,393,895.69	0.00
MB27-MBIA TX HERITAGE PARKWAY	AR-0057	State Pool		05/13/20	Open	2000	None	2000	5.2674	5.2674	1.000000	17,000,000.00	17,000,000.00	0.00	1.000000	514,199.15	514,199.15	0.00
MB28-MBIA GRAND PARKWAY 2021	AR-0059	State Pool		08/02/21	Open	2000	None	2000	5.1952	5.1952	1.000000	25,000,000.00	25,000,000.00	0.00	1.000000	4,980,346.65	4,980,346.65	0.00
MB29-MBIA SR LIEN TOLL RD 2021	AR-0060	State Pool		08/02/21	Open	2000	None	2000	5.2674	5.2674	1.000000	68,000,000.00	68,000,000.00	0.00	1.000000	37,118,887.82	37,118,887.82	0.00
MB30-MBIA FLOOD PRO DRAINAGE 20	AR-0061	State Pool		08/02/21	Open	2000	None	2000	5.2674	5.2674	1.000000	10,000,000.00	10,000,000.00	0.00	1.000000	15,698,755.41	15,698,755.41	0.00
MB31-MBIA FBC ASSIST DIST #9	AR-0062	State Pool		03/11/22	Open	2000	None	2000	5.2674	5.2674	1.000000	2,000,000.00	2,000,000.00	0.00	1.000000	3,728,973.24	3,728,973.24	0.00
MB32-MBIA FBC ASSIST DIST #11	AR-0063	State Pool		03/11/22	Open	2000	None	2000	5.2674	5.2674	1.000000	3,000,000.00	3,000,000.00	0.00	1.000000	8,120,864.23	8,120,864.23	0.00
MB36-MBIA FEE OFFICER	AR-0065	State Pool		03/14/22	Open	2000	None	2000	5.2674	5.2674	1.000000	3,000,000.00	3,000,000.00	0.00	1.000000	1,305,642.80	1,305,642.80	0.00
MB37-MBIA FBC ASSIST DIST #7	AR-0066	State Pool		03/14/22	Open	2000	None	2000	5.2674	5.2674	1.000000	1,000,000.00	1,000,000.00	0.00	1.000000	2,331,197.63	2,331,197.63	0.00
MB38-MBIA 2020A FBC TAX NOTE	AR-0067	State Pool		03/14/22	Open	2000	None	2000	5.2674	5.2674	1.000000	2,000,000.00	2,000,000.00	0.00	1.000000	1,181,058.83	1,181,058.83	0.00
MB39-MBIA 2022 TAX NOTE	AR-0072	State Pool		12/16/22	Open	2000	None	2000	5.2674	5.2674	0.000000	0.00	0.00	0.00	1.000000	28,966,979.74	28,966,979.74	0.00
MB40-MBIA FBC ASSIST DIST #22	AR-0073	State Pool		12/16/22	Open	2000	None	2000	5.2674	5.2674	1.000000	1,000,000.00	1,000,000.00	0.00	1.000000	1,178,151.15	1,178,151.15	0.00
MB41-MBIA FUND440 CSCD	AR-0074	State Pool		12/16/22	Open	2000	None	2000	5.2674	5.2674	1.000000	4,000,000.00	4,000,000.00	0.00	1.000000	5,025,295.22	5,025,295.22	0.00
MB42-MBIA FBC ASSIST DIST #10	AR-0075	State Pool		12/16/22	Open	2000	None	2000	5.2674	5.2674	1.000000	500,000.00	500,000.00	0.00	1.000000	1,071,391.10	1,071,391.10	0.00
MB43-MBIA LATERAL ROAD	AR-0076	State Pool		12/16/22	Open	2000	None	2000	5.2674	5.2674	1.000000	1,000,000.00	1,000,000.00	0.00	1.000000	1,380,274.81	1,380,274.81	0.00
MB44-MBIA COUNTY LAW LIBRARY	AR-0077	State Pool		12/16/22	Open	2000	None	2000	5.2674	5.2674	1.000000	1,000,000.00	1,000,000.00	0.00	1.000000	1,026,869.36	1,026,869.36	0.00
<b>State Pool Total</b>									<u>5.2657</u>	<u>5.2657</u>	<u>1.000000</u>	<u>392,918,627.31</u>	<u>392,918,627.31</u>	<u>0.00</u>	<u>1.000000</u>	<u>589,603,965.19</u>	<u>589,603,965.19</u>	<u>0.00</u>
<b>Investment Total</b>									<u>4.7820</u>	<u>4.7820</u>	<u>1.000000</u>	<u>715,113,115.83</u>	<u>715,113,115.83</u>	<u>0.00</u>	<u>1.000000</u>	<u>779,821,460.79</u>	<u>779,821,460.79</u>	<u>0.00</u>

# Open Investments

## Ft. Bend County

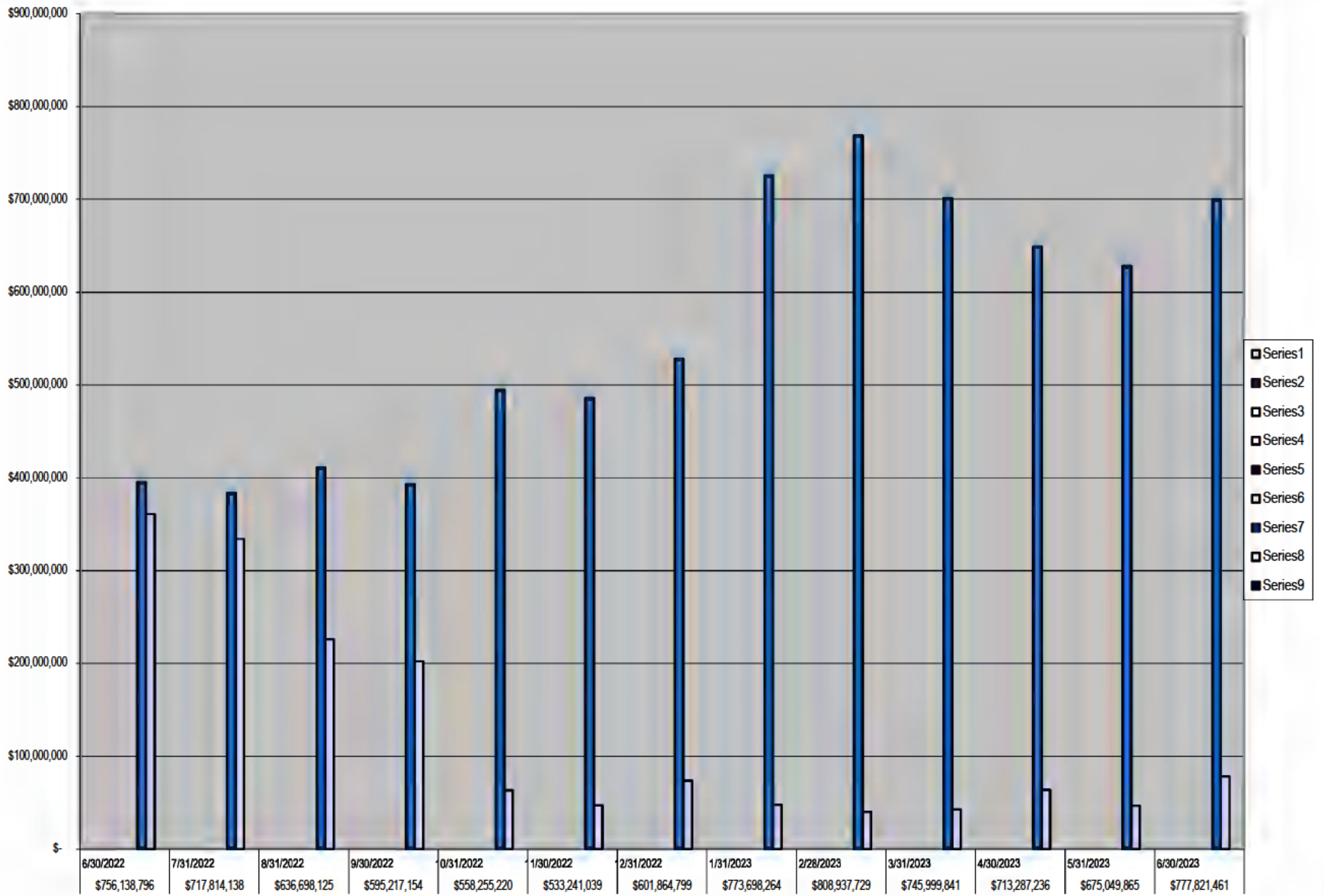
Effective Interest - Actual Life  
Receipts in Period  
06/30/23

Showing Ending Par Val/Shares: \$779,821,460.79



## FBC INVESTMENT TRAILING 12 MONTHS

Open		FARMERS													
Investments		MAC DN	FFCB	FHLB	FHLMC	FNMA	FNMA	DISCOUNT	NOTE	State Pool	Cadence Money	Market	Cadence -	Invst. Acct.	
\$ 756,138,796	6/30/2022	\$ -	\$ -	\$ -	\$ -	\$ -	\$ -	\$ -	\$ -	\$ 395,117,356	\$ 361,021,440	\$ -	\$ -		
\$ 717,814,138	7/31/2022	\$ -	\$ -	\$ -	\$ -	\$ -	\$ -	\$ -	\$ -	\$ 383,523,758	\$ 334,290,380	\$ -	\$ -		
\$ 636,698,125	8/31/2022	\$ -	\$ -	\$ -	\$ -	\$ -	\$ -	\$ -	\$ -	\$ 410,882,058	\$ 225,816,067	\$ -	\$ -		
\$ 595,217,154	9/30/2022	\$ -	\$ -	\$ -	\$ -	\$ -	\$ -	\$ -	\$ -	\$ 393,060,351	\$ 202,156,803	\$ -	\$ -		
\$ 558,255,220	10/31/2022	\$ -	\$ -	\$ -	\$ -	\$ -	\$ -	\$ -	\$ -	\$ 494,855,306	\$ 63,399,914	\$ -	\$ -		
\$ 533,241,039	11/30/2022	\$ -	\$ -	\$ -	\$ -	\$ -	\$ -	\$ -	\$ -	\$ 485,750,997	\$ 47,490,042	\$ -	\$ -		
\$ 601,864,799	12/31/2022	\$ -	\$ -	\$ -	\$ -	\$ -	\$ -	\$ -	\$ -	\$ 528,014,669	\$ 73,850,130	\$ -	\$ -		
\$ 773,698,264	1/31/2023	\$ -	\$ -	\$ -	\$ -	\$ -	\$ -	\$ -	\$ -	\$ 725,661,993	\$ 48,036,271	\$ -	\$ -		
\$ 808,937,729	2/28/2023	\$ -	\$ -	\$ -	\$ -	\$ -	\$ -	\$ -	\$ -	\$ 768,858,884	\$ 40,078,845	\$ -	\$ -		
\$ 745,999,841	3/31/2023	\$ -	\$ -	\$ -	\$ -	\$ -	\$ -	\$ -	\$ -	\$ 701,517,667	\$ 42,482,174	\$ -	\$ -		
\$ 713,287,236	4/30/2023	\$ -	\$ -	\$ -	\$ -	\$ -	\$ -	\$ -	\$ -	\$ 649,360,392	\$ 63,926,844	\$ -	\$ -		
\$ 675,049,865	5/31/2023	\$ -	\$ -	\$ -	\$ -	\$ -	\$ -	\$ -	\$ -	\$ 628,079,297	\$ 46,970,568	\$ -	\$ -		
\$ 777,821,461	6/30/2023	\$ -	\$ -	\$ -	\$ -	\$ -	\$ -	\$ -	\$ -	\$ 699,603,965	\$ 78,217,496	\$ -	\$ -		







08/01/2023

To Whom It May Concern, In accordance with Cadence Bank's Depository Bid, the interest rate for the month of June 2023 is a fixed rate of 0.25% for all Fort Bend County interest-bearing accounts.

Sincerely,

  
**Cleathon Sanders**  
Client Support Partner  
Treasury Management Customer Support  
Cadence Bank



Texas CLASS

Texas CLASS AVERAGE MONTHLY YIELD: 5.2674%

Date	Dividend Rate	Daily Yield
06/01/2023	0.000143845	5.2503%
06/02/2023	0.000432273	5.2593%
06/03/2023	0.000000000	5.2593%
06/04/2023	0.000000000	5.2593%
06/05/2023	0.000143943	5.2539%
06/06/2023	0.000143690	5.2447%
06/07/2023	0.000143721	5.2458%
06/08/2023	0.000143853	5.2506%
06/09/2023	0.000432084	5.2570%
06/10/2023	0.000000000	5.2570%
06/11/2023	0.000000000	5.2570%
06/12/2023	0.000143993	5.2559%
06/13/2023	0.000144140	5.2612%
06/14/2023	0.000144203	5.2634%
06/15/2023	0.000144106	5.2600%
06/16/2023	0.000577376	5.2685%
06/17/2023	0.000000000	5.2685%
06/18/2023	0.000000000	5.2685%
06/19/2023	0.000000000	5.2685%
06/20/2023	0.000144458	5.2728%
06/21/2023	0.000144530	5.2753%
06/22/2023	0.000144614	5.2784%
06/23/2023	0.000434136	5.2822%
06/24/2023	0.000000000	5.2820%
06/25/2023	0.000000000	5.2820%
06/26/2023	0.000144504	5.2744%
06/27/2023	0.000144788	5.2848%
06/28/2023	0.000144872	5.2878%
06/29/2023	0.000144964	5.2912%
06/30/2023	0.000145232	5.3010%

Performance results are shown net of all fees and expenses and reflect the reinvestment of dividends and other earnings. Many factors affect performance including changes in market conditions and interest rates and in response to other economic, political, or financial developments. Investment involves risk including the possible loss of principal. No assurance can be given that the performance objectives of a given strategy will be achieved. **Past performance is no guarantee of future results. Any financial and/or investment decision may incur losses.**



**June 30, 2023**

**TexasDAILY**

**Current Yield<sup>1</sup>: 5.14%**

**Historical Rates Monthly Distribution Yields<sup>2</sup>**

	2013	2014	2015	2016	2017	2018	2019	2020	2021	2022	2023
January	0.12%	0.04%	0.07%	0.35%	0.58%	1.34%	2.40%	1.61%	0.07%	0.02%	4.36%
February	0.10%	0.04%	0.08%	0.39%	0.59%	1.40%	2.40%	1.58%	0.05%	0.02%	4.57%
March	0.10%	0.04%	0.09%	0.41%	0.66%	1.50%	2.41%	1.20%	0.05%	0.14%	4.70%
April	0.08%	0.04%	0.09%	0.42%	0.75%	1.65%	2.42%	0.83%	0.05%	0.30%	4.86%
May	0.08%	0.04%	0.09%	0.43%	0.76%	1.75%	2.41%	0.41%	0.04%	0.68%	5.04%
June	0.05%	0.04%	0.09%	0.44%	0.85%	1.85%	2.41%	0.24%	0.03%	1.00%	5.11%
July	0.05%	0.05%	0.10%	0.45%	0.96%	1.96%	2.38%	0.22%	0.02%	1.49%	
August	0.05%	0.06%	0.11%	0.47%	1.00%	1.99%	2.21%	0.16%	0.02%	2.11%	
September	0.05%	0.06%	0.13%	0.50%	1.03%	2.03%	2.15%	0.14%	0.02%	2.43%	
October	0.04%	0.06%	0.15%	0.47%	1.05%	2.15%	1.97%	0.12%	0.02%	3.04%	
November	0.04%	0.06%	0.15%	0.45%	1.09%	2.21%	1.74%	0.10%	0.02%	3.65%	
December	0.04%	0.07%	0.23%	0.50%	1.21%	2.32%	1.66%	0.09%	0.02%	4.13%	

**Call toll-free  
1-866-839-8376**

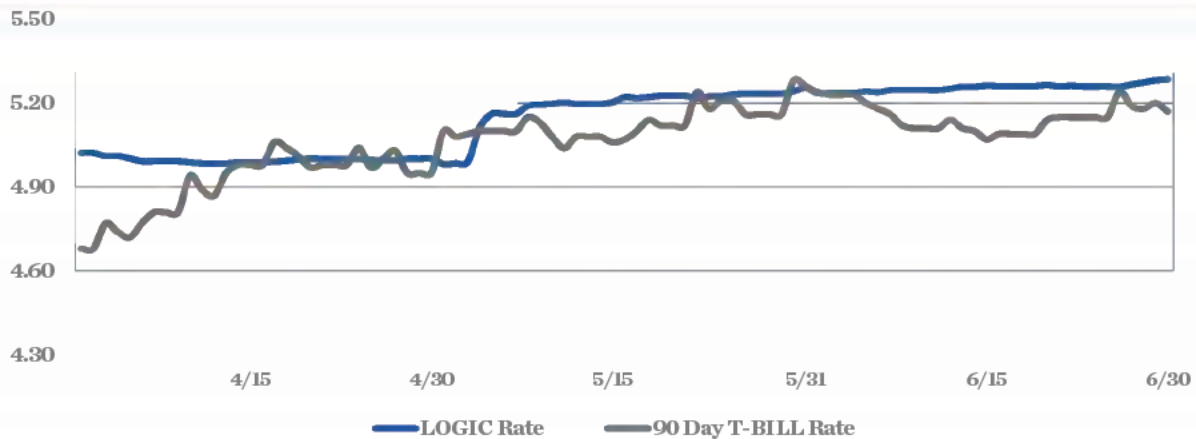
*Past performance is not indicative of future results and yields may vary.*

(1) The current yield, which is also known as the current annualized yield or current seven-day yield, represents the net change, exclusive of capital changes and income other than investment income, in the value of a hypothetical account with a balance of one share (normally \$1.00 per share) over a seven-day base period expressed as a percentage of the value of one share at the beginning of the seven-day period. This resulting net change in account value is then annualized by multiplying it by 365 and dividing the result by 7. The yields shown may reflect fee waivers by service providers that subsidize and reduce the total operating expenses of the TexasDAILY portfolio. Portfolio yields would be lower if there were no such waivers.

(2) The monthly distribution yield represents the sum of a month's one-day allocation factors divided by the number of days in that month, and multiplied by 365. The yields shown may reflect fee waivers by service providers that subsidize and reduce the total operating expenses of the TexasDAILY portfolio. Portfolio yields would be lower if there were no such waivers.

This information is for institutional investors, not for further distribution to retail investors, and does not represent an offer to sell or a solicitation of an offer to buy or sell any fund or other security. Investors should consider the Texas Range Investment Program's (the "Program's") investment objectives, risks, charges and expenses before investing. This and other information about the Program is available in the Program's Information Statement, which should be read carefully before investing. A copy of the Program's Information Statement may be obtained by calling 1-866-839-8376 or is available on the Program's website at [www.texas-range.com](http://www.texas-range.com). While TexasDAILY and TexasDAILY Select seek to maintain a stable net asset value of \$1.00 per share and TexasTERM seeks to achieve a net asset value of \$1.00 per share at its stated maturity, it is possible to lose money investing in the Program. An investment in the Program is not insured or guaranteed by the Federal Deposit Insurance Corporation or any other governmental agency. Shares of the Program are distributed by PFM Fund Distributors, Inc., member Financial Industry Regulatory Authority (FINRA) ([www.finra.org](http://www.finra.org)) and Securities Investor Protection Corporation (SIPC) ([www.sipc.org](http://www.sipc.org)). PFM Fund Distributors, Inc. is an affiliate of PFM Asset Management LLC.

## LOGIC VERSUS 90-DAY TREASURY BILL



This material is for information purposes only. This information does not represent an offer to buy or sell a security. The above rate information is obtained from sources that are believed to be reliable; however, its accuracy or completeness may be subject to change. The LOGIC management fee may be waived in full or in part at the discretion of the LOGIC co-administrators and the LOGIC rate for the period shown reflects waiver of fees. This table represents historical investment performance/return to the customer, net of fees, and is not an indication of future performance. An investment in the security is not insured or guaranteed by the Federal Deposit Insurance Corporation or any other government agency. Although the issuer seeks to preserve the value of an investment of \$1.00 per share, it is possible to lose money by investing in the security. Information about these and other program details are in the fund's Information Statement which should be read carefully before investing. The yield on the 90-Day Treasury Bill ("T-Bill Yield") is shown for comparative purposes only. When comparing the investment returns of the LOGIC pool to the T-Bill Yield, you should know that the LOGIC pool consists of allocations of specific diversified securities as detailed in the respective Information Statements. The T-Bill Yield is taken from Bloomberg Finance L.P. and represents the daily closing yield on the then current 90-Day T-Bill. The LOGIC yield is calculated in accordance with regulations governing the registration of open-end management investment companies under the Investment Company Act of 1940 as promulgated from time to time by the federal Securities and Exchange Commission.

### DAILY SUMMARY FOR JUNE 2023

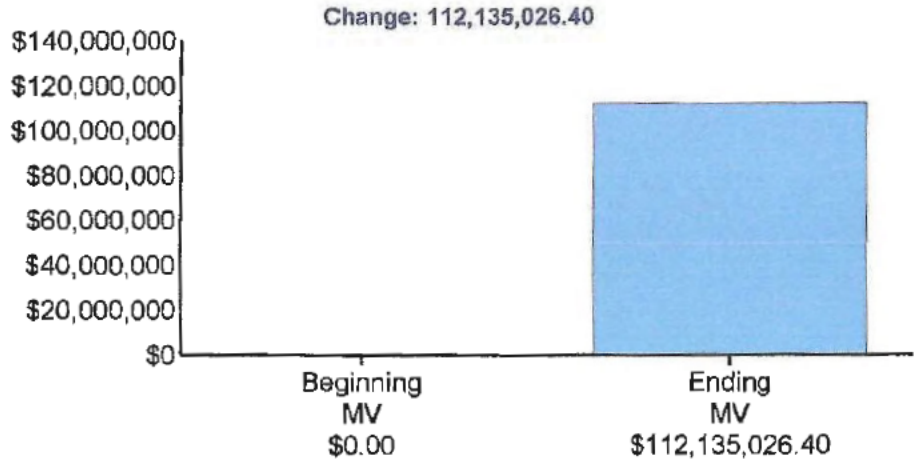
DATE	MNY MKT FUND EQUIV. [SEC Std.]	DAILY ALLOCATION FACTOR	INVESTED BALANCE	MARKET VALUE PER SHARE	WAM DAYS (1)	WAL DAYS (2)
6/1/2023	5.2355%	0.000143437	\$10,082,220,510.73	0.999744	43	74
6/2/2023	5.2368%	0.000143474	\$10,071,193,328.77	0.999540	42	75
6/3/2023	5.2368%	0.000143474	\$10,071,193,328.77	0.999540	42	75
6/4/2023	5.2368%	0.000143474	\$10,071,193,328.77	0.999540	42	75
6/5/2023	5.2416%	0.000143605	\$10,063,974,682.30	0.999717	42	75
6/6/2023	5.2390%	0.000143533	\$10,123,479,248.42	0.999734	43	76
6/7/2023	5.2459%	0.000143724	\$10,115,654,173.34	0.999736	42	78
6/8/2023	5.2463%	0.000143733	\$10,105,185,974.25	0.999729	40	75
6/9/2023	5.2461%	0.000143729	\$10,177,905,823.32	0.999542	40	76
6/10/2023	5.2461%	0.000143729	\$10,177,905,823.32	0.999542	40	76
6/11/2023	5.2461%	0.000143729	\$10,177,905,823.32	0.999542	40	76
6/12/2023	5.2513%	0.000143871	\$10,063,855,771.59	0.999752	41	77
6/13/2023	5.2585%	0.000144068	\$10,106,315,544.64	0.999755	41	77
6/14/2023	5.2587%	0.000144075	\$10,142,622,012.33	0.999761	41	77
6/15/2023	5.2625%	0.000144177	\$10,074,798,866.89	0.999756	41	77
6/16/2023	5.2609%	0.000144133	\$10,064,395,791.74	0.999477	39	74
6/17/2023	5.2609%	0.000144133	\$10,064,395,791.74	0.999477	39	74
6/18/2023	5.2609%	0.000144133	\$10,064,395,791.74	0.999477	39	74
6/19/2023	5.2609%	0.000144133	\$10,064,395,791.74	0.999477	39	74
6/20/2023	5.2649%	0.000144244	\$10,010,853,610.47	0.999778	39	73
6/21/2023	5.2599%	0.000144107	\$10,044,142,539.01	0.999785	39	72
6/22/2023	5.2621%	0.000144167	\$10,067,350,502.38	0.999791	39	73
6/23/2023	5.2597%	0.000144102	\$10,074,074,066.37	0.999599	38	71
6/24/2023	5.2597%	0.000144102	\$10,074,074,066.37	0.999599	38	71
6/25/2023	5.2597%	0.000144102	\$10,074,074,066.37	0.999599	38	71
6/26/2023	5.2584%	0.000144065	\$10,107,757,632.61	0.999808	38	70
6/27/2023	5.2667%	0.000144294	\$10,089,287,607.00	0.999804	38	72
6/28/2023	5.2737%	0.000144484	\$10,021,572,419.88	0.999803	38	73
6/29/2023	5.2812%	0.000144691	\$9,961,415,567.40	0.999784	38	75
6/30/2023	5.2847%	0.000144785	\$9,896,613,552.15	0.999615	38	74
<b>Average</b>	<b>5.2554%</b>	<b>0.000143984</b>	<b>\$10,076,806,767.92</b>		<b>40</b>	<b>74</b>



FORT BEND COUNTY  
ACCOUNT NUMBER: [REDACTED]

**MARKET VALUE SUMMARY**

	Current Period 06/01/23 to 06/30/23
<b>Beginning Market Value</b>	<b>\$0.00</b>
Cash Receipts	112,000,000.00
Change in Investment Value	102,495.76
Change in Accrued Income	32,530.64
<b>Ending Market Value</b>	<b>\$112,135,026.40</b>





FORT BEND COUNTY

ACCOUNT NUMBER: [REDACTED]

Page 2 of 8  
June 1, 2023 to June 30, 2023

**ASSET SUMMARY**

<b>Assets</b>	<b>Current Period Market Value</b>	<b>% of Total</b>	<b>Estimated Annual Income</b>
Cash & Equivalents	112,102,495.76	100.00	6,304,126.01
Accrued Income	32,530.64	0.00	
<b>Total Market Value</b>	<b>\$112,135,026.40</b>	<b>100.00</b>	<b>\$6,304,126.01</b>



FORT BEND COUNTY  
ACCOUNT NUMBER: [REDACTED]

Page 3 of 8  
June 1, 2023 to June 30, 2023

**CASH SUMMARY**

	Principal Cash	Income Cash	Total Cash
<b>Beginning Cash 06/01/2023</b>	<b>\$0.00</b>	<b>\$0.00</b>	<b>\$0.00</b>
Cash Receipts	112,000,000.00		112,000,000.00
Purchases	-111,982,613.49		-111,982,613.49
Net Money Market Activity	-17,386.51		-17,386.51
<b>Ending Cash 06/30/2023</b>	<b>\$0.00</b>	<b>\$0.00</b>	<b>\$0.00</b>



FORT BEND COUNTY  
ACCOUNT NUMBER: [REDACTED]

Page 4 of 8  
June 1, 2023 to June 30, 2023

ASSET DETAIL

Security Description

Shares/Face Amt	Price	Market Value	Tax Cost	Unrealized Gain/Loss	Percent of Total Portfolio	Estimated Annual Income	Estimated Current Yield	Accrued Income
<b>Cash &amp; Equivalents</b>								
<b>Cash/Money Market</b>								
Australia New Zealand Bkg C P - 05253CYW0 11/30/2023								
10,000,000.000	97.6460	9,764,600.00	9,757,777.78	6,822.22	8.7	552,569.44	5.66	0.00
Bedford Row Fdg Corp Disc Coml C P - 07644BZJ4 12/18/2023								
8,700,000.000	97.3260	8,467,362.00	8,463,408.33	3,953.67	7.6	485,145.84	5.73	0.00
Columbia Fdg Co LLC Disc Coml C P - 19767DW83 09/08/2023								
10,000,000.000	98.9890	9,898,900.00	9,883,000.00	15,900.00	8.8	547,500.00	5.53	0.00
First American Government - 31846V567 Oblig Fd Cl Z #3676								
17,386.510	1.0000	17,386.51	17,386.51	0.00	0.0	864.95	4.97	32,530.64
Gta Fdg LLC Disc Coml Paper C P - 40060XVH0 08/17/2023								
10,775,000.000	99.3390	10,703,777.25	10,692,511.39	11,265.86	9.5	579,006.59	5.41	0.00
Gta Fdg LLC Disc Coml Paper C P - 40060XYH7 11/17/2023								
8,700,000.000	97.8500	8,512,950.00	8,504,356.33	8,593.67	7.6	482,499.59	5.67	0.00
Gta Fdg LLC Disc Coml Paper C P - 40060XZL7 12/20/2023								
10,000,000.000	97.2940	9,729,400.00	9,724,500.00	4,900.00	8.7	558,652.78	5.74	0.00
Liberty Str Fdg LLC Disc Coml C P - 53127TA52 01/05/2024								
8,700,000.000	97.0090	8,439,783.00	8,439,957.00	-174.00	7.5	484,263.75	5.74	0.00
Mufg Bk Ltd N Y Brh Disc C P - 62479LAJ4 01/18/2024								
10,000,000.000	96.7990	9,679,900.00	9,679,166.66	733.34	8.6	557,638.90	5.76	0.00



FORT BEND COUNTY  
ACCOUNT NUMBER: [REDACTED]

Page 5 of 8  
June 1, 2023 to June 30, 2023

**ASSET DETAIL (continued)**

Security Description	Shares/Face Amt	Price	Market Value	Tax Cost	Unrealized Gain/Loss	Percent of Total Portfolio	Estimated Annual Income	Estimated Current Yield	Accrued Income
Mufg Bk Ltd N Y Brh Disc C P - 62479MXP3 10/23/2023	8,700,000.000	98.2730	8,549,751.00	8,539,021.00	10,730.00	7.6	481,617.50	5.63	0.00
Sumitomo Mitsui Tr Bk C P - 86564XVU5 08/28/2023	10,000,000.000	99.1770	9,917,700.00	9,906,550.00	11,150.00	8.8	541,416.67	5.46	0.00
Sumitomo Mitsui Tr Bk Ltd Nyc P - 86563HWN6 09/22/2023	8,700,000.000	98.7780	8,593,686.00	8,579,940.00	13,746.00	7.7	476,325.00	5.54	0.00
Toyota Cr De Puerto Rico Inc C P - 8923A1XP1 10/23/2023	10,000,000.000	98.2730	9,827,300.00	9,812,425.00	14,875.00	8.8	556,625.00	5.66	0.00
<b>Total Cash/Money Market</b>			<b>\$112,102,495.76</b>	<b>\$112,000,000.00</b>	<b>\$102,495.76</b>	<b>100.0</b>	<b>\$6,304,126.01</b>		<b>\$32,530.64</b>
<b>Total Cash &amp; Equivalents</b>			<b>\$112,102,495.76</b>	<b>\$112,000,000.00</b>	<b>\$102,495.76</b>	<b>100.0</b>	<b>\$6,304,126.01</b>		<b>\$32,530.64</b>
<b>Total Assets</b>			<b>\$112,102,495.76</b>	<b>\$112,000,000.00</b>	<b>\$102,495.76</b>	<b>100.0</b>	<b>\$6,304,126.01</b>		<b>\$32,530.64</b>
<b>Accrued Income</b>			<b>\$32,530.64</b>	<b>\$32,530.64</b>		<b>0.0</b>			
<b>Grand Total</b>			<b>\$112,135,026.40</b>	<b>\$112,032,530.64</b>		<b>100.0</b>			
<b>Estimated Current Yield</b>								<b>5.62</b>	

8

**ASSET DETAIL MESSAGES**

Time of trade execution and trading party (if not disclosed) will be provided upon request.



FORT BEND COUNTY  
ACCOUNT NUMBER: [REDACTED]

Page 6 of 8  
June 1, 2023 to June 30, 2023

---

**ASSET DETAIL MESSAGES (continued)**

---

Publicly traded assets are valued in accordance with market quotations or valuation methodologies from financial industry services believed by us to be reliable. Assets that are not publicly traded may be reflected at values from other external sources. Assets for which a current value is not available may be reflected at a previous value or as not valued, at par value, or at a nominal value. Values shown do not necessarily reflect prices at which assets could be bought or sold. Values are updated based on internal policy and may be updated less frequently than statement generation.



FORT BEND COUNTY

ACCOUNT NUMBER: [REDACTED]

Page 7 of 8

June 1, 2023 to June 30, 2023

## TRANSACTION DETAIL

Date Posted	Activity	Description	Income Cash	Principal Cash	Tax Cost
<b>Beginning Balance 06/01/2023</b>			\$0.00	\$0.00	\$0.00
06/20/23	Cash Receipt	Cash Receipt Incoming Wires Cadence Bank Tupelo Ms		112,000,000.00	
06/22/23	Purchase	Purchased 10,000,000 Par Value Of Columbia Fdg Co LLC C P 9/08/23 Trade Date 6/22/23 Purchased Through J.P. Morgan Securities LLC 10,000,000 Par Value At 98.83 %		-9,883,000.00	9,883,000.00
06/22/23	Purchase	Purchased 8,700,000 Par Value Of Sumitomo Mitsui Bk Ltd C P 9/22/23 Trade Date 6/22/23 Purchased Through J.P. Morgan Securities LLC 8,700,000 Par Value At 98.62 %		-8,579,940.00	8,579,940.00
06/22/23	Purchase	Purchased 8,700,000 Par Value Of Gta Fdg LLC Disc Coml C P 11/17/23 Trade Date 6/22/23 Purchased Through J.P. Morgan Securities LLC 8,700,000 Par Value At 97.75122222 %		-8,504,356.33	8,504,356.33
06/22/23	Purchase	Purchased 10,000,000 Par Value Of Toyota Cr De Puerto C P 10/23/23 Trade Date 6/22/23 Purchased Through Dbtc Americas/Commercial Paper 10,000,000 Par Value At 98.12425 %		-9,812,425.00	9,812,425.00
06/22/23	Purchase	Purchased 10,000,000 Par Value Of Mufg Bk Ltd N Y Brh Disc C P 1/18/24 Trade Date 6/22/23 Purchased Through Pershing LLC 10,000,000 Par Value At 96.7916666 %		-9,679,166.66	9,679,166.66
06/23/23	Purchase	Purchased 10,000,000 Par Value Of Gta Fdg LLC Disc Coml C P 12/20/23 Trade Date 6/22/23 Purchased Through Barclays Capital Inc. Fixed In 10,000,000 Par Value At 97.245 %		-9,724,500.00	9,724,500.00



FORT BEND COUNTY  
ACCOUNT NUMBER: [REDACTED]

Page 8 of 8  
June 1, 2023 to June 30, 2023

TRANSACTION DETAIL (continued)

Date Posted	Activity	Description	Income Cash	Principal Cash	Tax Cost
06/23/23	Purchase	Purchased 10,000,000 Par Value Of Australia New Zealand C P 11/30/23 Trade Date 6/22/23 Purchased Through J.P. Morgan Securities LLC 10,000,000 Par Value At 97.57777777 %		-9,757,777.78	9,757,777.78
06/23/23	Purchase	Purchased 8,700,000 Par Value Of Mufg Bk Ltd N Y C P 10/23/23 Trade Date 6/23/23 Purchased Through Pershing LLC 8,700,000 Par Value At 98.14966666 %		-8,539,021.00	8,539,021.00
06/23/23	Purchase	Purchased 8,700,000 Par Value Of Bedford Row Fdg Corp C P 12/18/23 Trade Date 6/23/23 Purchased Through Rbc Capital Markets, LLC 8,700,000 Par Value At 97.28055555 %		-8,463,408.33	8,463,408.33
06/23/23	Purchase	Purchased 8,700,000 Par Value Of Liberty Str Fdg LLC C P 1/05/24 Trade Date 6/23/23 Purchased Through BofA Securities, Inc./Fxd Inc Purchased On The OTC Bulletin Board 8,700,000 Par Value At 97.011 %		-8,439,957.00	8,439,957.00
06/26/23	Purchase	Purchased 10,775,000 Par Value Of Gta Fdg LLC Disc Comi C P 8/17/23 Trade Date 6/26/23 Purchased Through Barclays Capital Inc. Fixed In 10,775,000 Par Value At 99.23444444 %		-10,692,511.39	10,692,511.39
06/26/23	Purchase	Purchased 10,000,000 Par Value Of Sumitomo Mitsui Tr Bk C P 8/26/23 Trade Date 6/26/23 Purchased Through Pershing LLC 10,000,000 Par Value At 99.0655 %		-9,906,550.00	9,906,550.00
	Purchase	Combined Purchases For The Period 6/ 1/23 - 6/30/23 Of First Am Govt Ob Fd Cl Z		-112,000,000.00	112,000,000.00
37	Sale	Combined Sales For The Period 6/ 1/23 - 6/30/23 Of First Am Govt Ob Fd Cl Z		111,982,613.49	-111,982,613.49
<b>Ending Balance 06/30/2023</b>			<b>\$0.00</b>	<b>\$0.00</b>	<b>\$112,000,000.00</b>

Cadence Bank  
Money Market Accounts  
June 30, 2023

FUND	DESCRIPTION	BEGINNING BALANCE	DEPOSITS	WITH- DRAWALS	INTEREST	ENDING BALANCE
100	General Operating	21,156,006.59	302,383,782.14	304,320,679.24	4,244.54	19,223,354.03
150	Juvenile Operations	662,423.93	1,584,666.12	2,162,059.95	17.30	85,047.40
155	Road & Bridge	823,828.04	7,813,517.62	8,571,688.99	102.72	65,759.39
160	Drainage District	277,544.05	10,795,757.34	10,993,987.41	17.80	79,331.78
165	Lateral Road	93,599.63	-	50,000.00	16.49	43,616.12
170	Statue Restoration	4,632.98	-	-	0.95	4,633.93
175	City Water Assistance	4,492.41	196.00	-	0.95	4,689.36
185	Entex Contributions	4.71	-	-	-	4.71
190	H L & P Assistance	40,500.26	-	2,159.20	8.12	38,349.18
195	County Law Library	166,225.61	43,309.58	47,021.65	34.51	162,548.05
200	Law Enforcement Academy	645,048.64	3,240.00	4,376.82	132.37	644,044.19
205	Surface Water Supply Corp.	8,373.31	-	-	1.72	8,375.03
206	Industrial Development Corp	799.37	-	-	0.16	799.53
207	FBC Historical Commission	4,062.05	-	243.67	0.83	3,819.21
215	Library Donations	129,599.50	803.33	7,525.60	26.01	122,903.24
225	FBC Asset Forfeiture-Task-State	2,130,163.90	192,267.47	7,124.47	441.98	2,315,748.88
235	Probate Court Training	174,590.39	1,060.07	-	35.95	175,686.41
245	Alert Program-Juvenile	55,971.91	-	-	11.50	55,983.41
255	D A Asset Forfeiture-Fed.	55.65	-	-	0.01	55.66
265	Gus George Memorial	4,709.49	-	-	0.97	4,710.46
280	Co.Atty.Supplemental Salary	205,871.98	-	9,769.63	41.24	196,143.59
290	VIT Interest (Tax Coll)	69,265.16	1,203.83	-	14.41	70,483.40
300	FBC Elections	225,404.36	17,860.00	9,058.47	48.06	234,253.95
310	Sheriff Ofc/Forfeiture-Assets-St.	629,796.91	3,676.14	9,015.86	128.93	624,586.12
315	Sheriff Ofc/Forfeiture-Assets-Fed.	10,572.67	-	-	2.17	10,574.84
320	Constable Pct. 2 F/A	0.01	-	-	-	0.01
322	Constable Pct 3 F/A	9,019.13	-	-	1.85	9,020.98
324	Constable Pct 1 F/A	0.76	-	-	-	0.76
332	Fire Marshal St. Ass't. Forfeiture	706.21	-	-	0.15	706.36
335	DA Asset Forfeiture-State	954,403.40	-	7,280.22	195.15	947,318.33
360	Law Enforcement Training	120,258.00	-	900.00	24.57	119,382.57
390	Child Protective Service IV-E	220,160.58	-	15,345.02	44.03	204,859.59

Cadence Bank  
Money Market Accounts  
June 30, 2023

402	Hope 3 Program Sales	61.17	-	-	0.01	61.18
410	Child Support IVD Reimb.	186,819.25	3,493.56	-	38.54	190,351.35
415	Local Law Enf.Block Grant	22,101.61	69,382.00	3,301.09	16.85	88,199.37
440	Supervision	185,720.72	1,255,239.22	1,256,160.06	47.38	184,847.26
470	FBC Assist District #16	186,998.90	92,631.33	7,402.72	52.28	272,279.79
471	FBC Assist District #17	6,399.38	37.90	-	1.32	6,438.60
472	FBC Assist District #18	79,035.49	2,505.96	-	16.62	81,558.07
473	FBC Assist District #19	138,479.73	18,969.73	7,355.60	31.15	150,125.01
474	FBC Assist District #20	325,688.73	7,569.30	6,040.76	67.98	327,285.25
475	FBC Assist District #21	9,174.85	460.78	-	1.95	9,637.58
476	FBC Assist District #22	180,519.15	29,695.35	100,000.00	36.09	110,250.59
600/605	Debt Service Account	432,416.74	20,363,796.48	20,598,963.36	109.81	197,359.67
610	Drainage Debt Service	65,997.70	8,087.91	50,000.00	11.95	24,097.56
750	Mission Bend/Four Corners	-	-	-	-	-
756	2018 Facilities Bond Projects	929.59	302,593.00	280,056.16	7.48	23,473.91
764	2020 Drainage Flood Projects	5,868.23	-	5,015.06	0.39	853.56
766	2020 Mobility - Tx Heritage Pkwy	32,384.58	-	-	6.65	32,391.23
768	2020A Tax Notes	3,663.90	-	-	0.75	3,664.65
773	FBC Tax Note 2022	317,390.70	1,315,000.00	1,624,627.10	36.23	7,799.83
774	2022 Mobility Projects	918,910.71	3.20	919,071.26	157.35	(0.00)
775	Unlimited Tax Road Bonds	-	90,432,122.76	65,652,032.75	929.41	24,781,019.42
776	Certificates of Obligation	-	37,363,476.46	26,480,141.25	452.56	10,883,787.77
803	2021 FBCTRA Bond Projects	2,647,035.61	-	2,615,098.93	6.56	31,943.24
807	2021 Grand Pkwy Toll Rd Projects	33,282.47	-	-	6.84	33,289.31
810	Toll Road Operations	702,411.63	5,112,359.42	5,272,464.36	151.47	542,458.16
815	Grand Pkwy Toll Road Ops	88,544.96	3,740,302.16	3,049,250.21	112.37	779,709.28
860	EPI Center Enterprises	103,088.27	103,083.33	206,171.60	3.53	3.53
990	County's Cares Act	398,556.78	4,004,700.40	4,304,991.04	16.62	98,282.76
TREA	Treasurer's Account	1,347,228.87	181,799,044.54	182,033,499.58	7,184.77	1,119,958.60
INVE	FBC Investment Account	-	214,650,000.00	214,650,000.00	-	-
850M	Boon-Chapman Medical	2,378,875.28	4,649,852.32	4,687,361.49	346.31	2,341,712.42
850D	Boon-Chapman Dental	1,046,994.99	250,000.00	179,903.52	199.19	1,117,290.66
882	Boon-Chapman 125	373,018.19	78,560.30	68,960.39	81.27	382,699.37

Cadence Bank  
Money Market Accounts  
June 30, 2023

884	Fee Officer's Account	1,576,670.66	2,317,697.84	1,799,106.58	-	2,095,261.92
912	JP Credit Card Processing	99,383.67	324,059.26	364,691.48	12.15	58,763.60
908	EMS Credit Card Processing	61,138.28	48,229.64	66,009.96	6.87	43,364.83
DACC	D A Credit Card Processing	8,546.91	18,300.00	25,201.77	1.38	1,646.52
PTCC	Public Transportation Credit Cards	4,534.29	15,444.07	7,070.59	2.69	12,910.46
CSCC	CSCD Credit Card	257,618.21	261,750.00	281,703.11	35.55	237,700.65
LBCC	Library Credit Card	421.08	6,995.67	6,964.44	0.20	452.51
JUCC	Juvenile Credit Card	242.48	2,038.50	2,106.08	0.12	175.02
SOCC	Sheriff Credit Card	22,348.99	29,297.97	26,606.96	3.03	25,043.03
TRCC	Toll Road Permit Credit Card	800.12	664.31	1,064.43	0.08	400.08
130	Assistant Dist Number 1	666,124.15	519,868.04	763,964.75	171.51	422,198.95
131	Assistant Dist Number 2	413,491.34	160,722.09	250,000.00	95.48	324,308.91
133	Assistant Dist Number 4	94,317.07	159,666.29	117,431.27	25.74	136,577.83
134	Assistant Dist Number 5	723,818.35	15,377.84	-	151.05	739,347.24
135	Assistant Dist Number 6	338,812.43	140,867.25	255,347.40	76.78	224,409.06
136	Assistant Dist Number 7	117,773.19	155,925.32	78,533.03	46.45	195,211.93
137	Assistant Dist Number 8	141,119.97	7,570.38	3,912.48	30.02	144,807.89
138	Assistant Dist Number 9	264,899.15	82,329.92	201,050.00	55.72	146,234.79
139	Assistant Dist Number 10	132,657.59	69,585.94	100,000.00	32.26	102,275.79
140	Assistant Dist Number 11	282,838.19	164,194.97	300,000.00	66.42	147,099.58
141	Assistant District Number 12	99,186.87	8,675.08	3,104.01	21.41	104,779.35
145	Emergency Svc Dist 100	317,612.13	1,772,894.69	2,000,000.00	93.91	90,600.73
146	Aliana Mgmt Dist. Agreement	168,946.80	-	-	34.72	168,981.52
CCCA	Non Fee Officer CC Clearing Acct	30,078.08	77,193.07	87,337.28	5.75	19,939.62
JPMT	Juror Payments	31,658.58	29,879.54	2,863.58	6.38	58,680.92
EPEC	Engineering Permitting E-Check	5,807.90	30,278.60	19,812.90	1.63	16,275.23
JP41	JP 4 E-Filing	7,683.22	23,256.51	28,800.73	0.69	2,139.69
JP12	JP 1-2 E-Filing	1,739.24	7,374.75	8,218.99	0.23	895.23
JP21	JP 2-1 E-Filing	7,172.93	20,685.50	25,425.93	0.65	2,433.15
JP11	JP 1-1 E-Filing	2,981.75	6,138.25	7,842.00	0.31	1,278.31
JP31	JP 3 E-Filing	3,689.66	19,376.50	19,585.16	0.60	3,481.60
JP2-2	JP 2-2 E Filing	92.02	133.25	225.27	-	(0.00)
	EMS Patient Acct Svcs ACH	-	590,805.95	590,805.95	0.07	0.07

Cadence Bank  
Money Market Accounts  
June 30, 2023

<b>DCJS</b>	<b>DC Jury Summons Postage</b>	<b>13,130.82</b>	<b>-</b>	<b>5,423.03</b>	<b>2.10</b>	<b>7,709.89</b>
	<b>Elections CC Account</b>	<b>108.03</b>	<b>185.00</b>	<b>108.03</b>	<b>0.03</b>	<b>185.03</b>
	<b>Fire Marshal CC Account</b>	<b>16,433.54</b>	<b>45,025.00</b>	<b>54,958.54</b>	<b>1.84</b>	<b>6,501.84</b>
	<b>Petty Cash</b>	<b>-</b>	<b>1,662.23</b>	<b>1,662.23</b>	<b>-</b>	<b>-</b>
<b>CAPP</b>	<b>Narcotics Prepaid Cards</b>	<b>11,000.62</b>	<b>-</b>	<b>0.62</b>	<b>2.26</b>	<b>11,002.26</b>
<b>400A</b>	<b>Section 108 Arcola Loan Acct</b>	<b>-</b>	<b>3,384,000.00</b>		<b>602.63</b>	<b>3,384,602.63</b>
<b>JPMS</b>	<b>Juror Payments -Rapid Financial</b>	<b>-</b>	<b>30,000.00</b>	<b>29,802.00</b>	<b>0.49</b>	<b>198.49</b>
	<b>Total</b>	<b>46,970,568.08</b>	<b>899,042,456.27</b>	<b>867,812,845.07</b>	<b>17,316.32</b>	<b>78,217,495.60</b>