

ORDER APPROVING TREASURER'S MONTHLY REPORT

On the 28th day of March 2023 the Commissioners Court of Fort Bend County met in regular session. Upon motion by Commissioner Meyers and seconded by Commissioner Morales, the Commissioners Court approved and entered this order.

In compliance with Texas Local Government Code §114.026, the Commissioners Court have compared and examined the treasurer's report for the term of February 2023 and have determined that the report is correct. The court hereby approves the report and directs the clerk to enter the order in the minutes of the Court.

This order incorporates the treasurer's report for the term herein above stated (a copy of which report is attached hereto) as though fully expressed herein, said report separately stating the amount received and paid from each fund since the county treasurer's preceding report and any balance remaining in the treasurer's custody.

Further, the affidavits are approved and this Court orders that the same be published once in the newspaper or, on the county's Internet website.

Approved this 28th day of March 2023.

By:



KP George,
Fort Bend County Judge

§114.026. COUNTY TREASURER'S REPORT TO COMMISSIONERS COURT AT REGULAR TERM.

(a) At each regular term of the commissioner's court, the county treasurer shall make a detailed report of:

- (1) money received and disbursed;
- (2) debts due to and owed by the county; and
- (3) all other proceedings in the treasurer's office.

(b) At each regular term of the commissioner's court, the county treasurer shall exhibit the books and accounts of the treasurer's office for the inspection of the court and shall submit the vouchers relating to the books and accounts for audit and approval.

(c) After the commissioner's court has compared and examined the treasurer's report and has determined that the report is correct, the court shall enter an order in its minutes approving the report. The order must separately state the amount received and paid from each fund since the county treasurer's preceding report and any balance remaining in the treasurer's custody. The court shall properly credit the treasurer's accounts.

(d) Before the adjournment of each regular term of the commissioner's court, the county judge and each county commissioner shall give an affidavit stating that the requirements of Subsection (c) have been met at that term. The affidavit must state the amount of the cash and other assets that are in the custody of the county treasurer at the time of the examination. The affidavits must be filed with the county clerk and must be recorded in the minutes of the court for the term in which the affidavits are filed. The affidavits must be published once in a newspaper published in the county if there is such a newspaper or, if the county has an Internet website, on the county's website.

FORT BEND COUNTY TREASURER'S MONTHLY REPORT
CASH AND INVESTMENT ACTIVITY
February 28, 2023

FUND	DESCRIPTION	BEGINNING BALANCE	DEPOSITS	WITH-DRAWALS	ENDING BALANCE	INVESTMENTS	TREASURER'S TOTAL ENDING BALANCE
100	General Operating	24,299,385.86	142,056,735.46	146,657,891.30	19,698,230.02	197,223,754.09	216,921,984.11
150	Juvenile Operations	99,374.52	1,579,630.83	1,608,086.71	70,918.64	15,756,961.87	15,827,880.51
155	Road & Bridge	665,334.00	7,276,106.17	7,463,492.32	477,947.85	12,883,176.81	13,361,124.66
160	Drainage District	225,630.70	3,003,629.78	2,806,928.87	422,331.61	19,801,753.40	20,224,085.01
165	Lateral Road	393,374.85	75.44	-	393,450.29	1,005,871.66	1,399,321.95
170	Statue Restoration	4,629.18	0.89	-	4,630.07		4,630.07
175	City Water Assistance	3,666.01	199.73	-	3,865.74		3,865.74
185	Entex Contributions	4.71	-	-	4.71		4.71
190	H L & P Assistance	21,920.62	4.20	-	21,924.82		21,924.82
195	County Law Library	208,836.99	35,192.55	40,002.97	204,026.57	1,005,871.66	1,209,898.23
200	Law Enforcement Academy	586,629.03	56,964.97	7,779.65	635,814.35		635,814.35
205	Surface Water Supply Corp.	8,366.43	1.60		8,368.03		8,368.03
206	Industrial Development Corp.	798.72	0.15	-	798.87		798.87
207	FBC Historical Commission	7,004.21	1.32	486.88	6,518.65		6,518.65
215	Library Donations	96,268.16	2,162.16	2,324.48	96,105.84		96,105.84
225	FBC Asset Forfeiture-State	1,658,151.57	317.57	6,507.56	1,651,961.58		1,651,961.58
235	Probate Court Training	170,463.61	1,072.75	-	171,536.36		171,536.36
245	Alert Program-Juvenile	55,925.92	10.73	-	55,936.65		55,936.65
255	D A Asset Forfeiture-Fed.	55.61	0.01	-	55.62		55.62
265	Gus George Memorial	4,705.62	0.90	-	4,706.52		4,706.52

FORT BEND COUNTY TREASURER'S MONTHLY REPORT
CASH AND INVESTMENT ACTIVITY
February 28, 2023

275	D A Special Fund Run	663.55	-	663.55	-	-
280	Co.Atty.Supplemental Salary	233,538.12	44.02	8,687.78	224,894.36	224,894.36
290	VIT Interest (Tax Coll)	73,041.88	4,118.16	-	77,160.04	77,160.04
300	FBC Elections	330,181.85	102,027.17	82,049.73	350,159.29	350,159.29
310	Sheriff Ofc/Forfei.Assets-St.	743,912.26	1,972.47	30,812.24	715,072.49	715,072.49
315	Sheriff Ofc/Forfei.Assets-Fed.	26,809.02	4.42	4,250.00	22,563.44	22,563.44
320	Constable Pct. 2 F/A	0.01	-	-	0.01	0.01
322	Constable Pct 3 F/A	8,276.90	1.59	-	8,278.49	8,278.49
324	Constable Pct 1 F/A	0.76	-	-	0.76	0.76
332	Fire Marshal St. Ass't. Forfeiture	705.62	0.14	-	705.76	705.76
335	DA Asset Forfeit.-State	998,615.01	2,930.24	9,085.81	992,459.44	992,459.44
360	Law Enforcement Training	119,047.07	22.68	1,456.91	117,612.84	117,612.84
390	Child Protective Service IV-E	5,808.17	0.43	4,776.38	1,032.22	1,032.22
402	Hope 3 Program Sales	61.13	0.01	-	61.14	61.14
410	Child Support IVD Reimb.	177,935.46	5,558.81	-	183,494.27	183,494.27
415	Local Law Enf.Block Grant	51,310.30	43.10	11,468.72	39,884.68	39,884.68
440	Supervision	60,543.63	733,815.16	385,652.18	408,706.61	4,777,242.97
470	FBC Assist District #16	125,217.34	88,957.27	2,229.86	211,944.75	211,944.75
471	FBC Assist District #17	4,347.00	1,487.09	-	5,834.09	5,834.09
472	FBC Assist District #18	61,227.43	4,391.96		65,619.39	65,619.39
473	FBC Assist District #19	115,398.40	17,494.70	9,052.61	123,840.49	123,840.49
474	FBC Assist District #20	302,649.57	14,682.70	4,070.96	313,261.31	313,261.31

FORT BEND COUNTY TREASURER'S MONTHLY REPORT
CASH AND INVESTMENT ACTIVITY
February 28, 2023

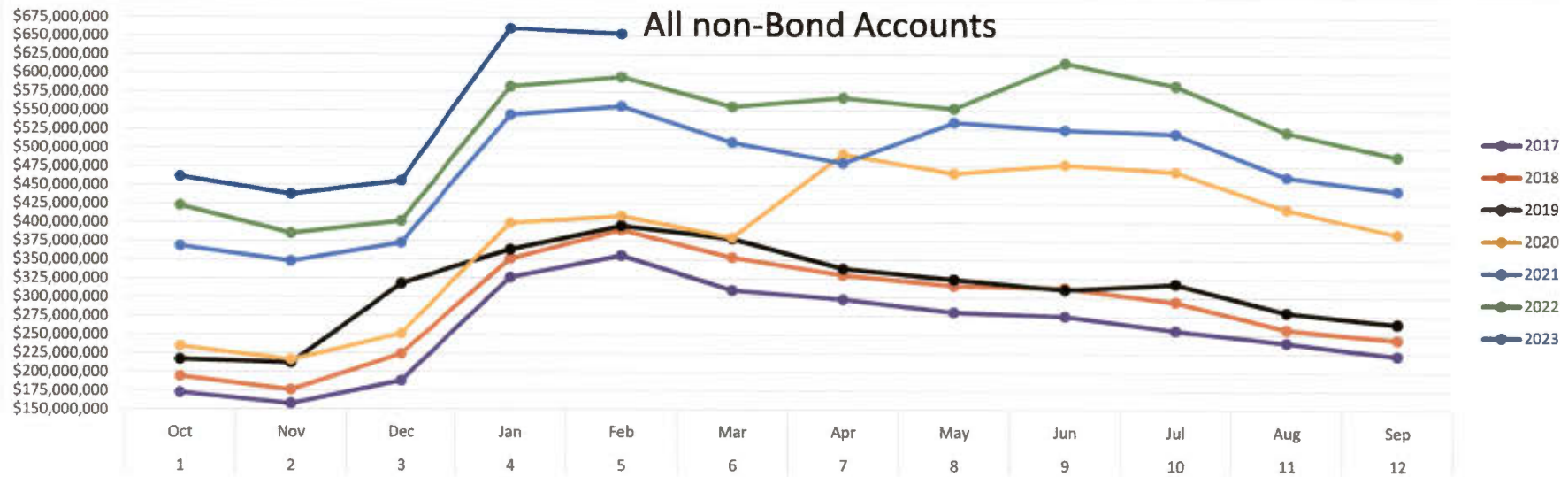
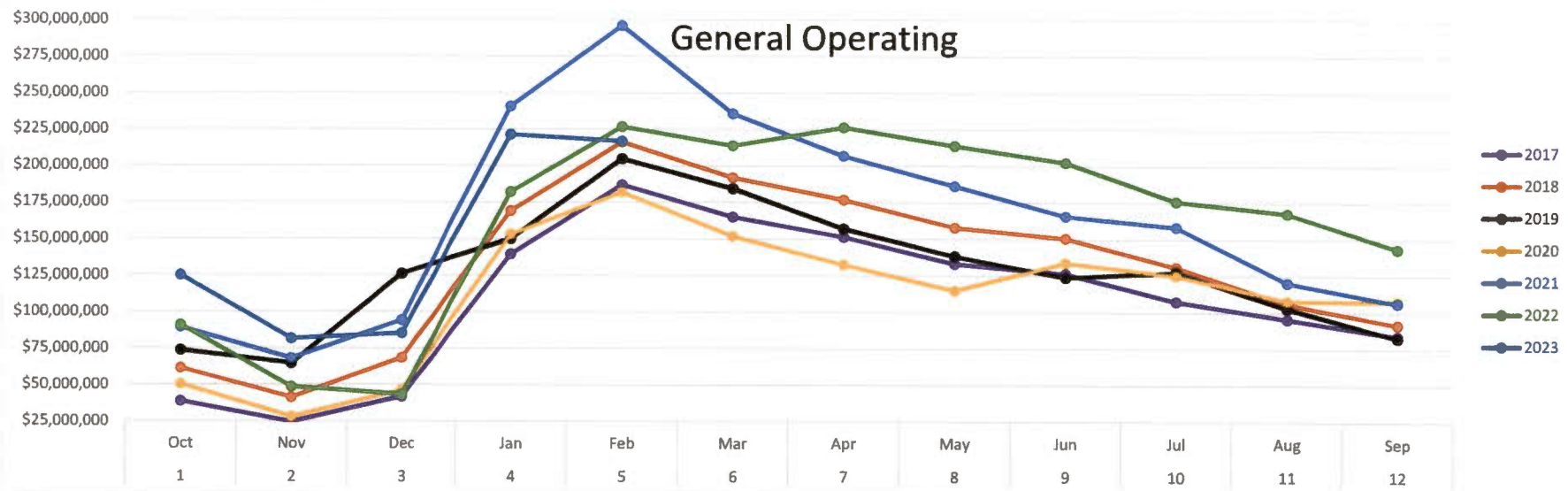
475	FBC Assist District #21	7,718.87	340.77	-	8,059.64		8,059.64
476	FBC Assist District #22	25,994.24	44,936.97	-	70,931.21	1,055,991.36	1,126,922.57
600/605	Debt Service Account	741,129.78	85,796,609.14	86,419,208.28	118,530.64	73,398,274.72	73,516,805.36
610	Drainage Debt Service	278,999.82	1,853,184.05	2,088,100.00	44,083.87	5,031,801.86	5,075,885.73
750	Mission Bend/Four Corners	372,436.01	71.43	-	372,507.44		372,507.44
756	2018 Facilities Bond Projects	712.86	8,000.15	7,910.00	803.01	3,120,951.30	3,121,754.31
764	2020 Drainage Flood Projects	28,642.94	220,002.42	239,745.55	8,899.81	16,367,848.50	16,376,748.31
766	2020 Mobility - Tx Heritage Pkwy	42,141.80	870,008.14	907,160.14	4,989.80	1,515,203.03	1,520,192.83
768	2020A Tax Notes	198,981.13	38.16	-	199,019.29	1,329,786.57	1,528,805.86
771	2021 Tax Note Account	141,169.81	27.07	-	141,196.88		141,196.88
772	Certificate of Obligation 2022	-	-	-	-	-	-
773	FBC Tax Note 2022	874,862.32	167.78	-	875,030.10	29,170,278.20	30,045,308.30
774	2022 Mobility Projects	556,999.88	106.82	-	557,106.70	-	557,106.70
803	2021 FBCTRA Bond Projects	38,924.46	5,072,432.69	4,649,760.16	461,596.99	43,907,059.94	44,368,656.93
807	2021 Grand Pkwy Toll Rd Projects	629,272.25	3,800,026.92	4,422,270.80	7,028.37	14,656,880.38	14,663,908.75
810	Toll Road Operations	390,746.56	11,508,994.27	11,868,591.86	31,148.97	100,323,677.88	100,354,826.85
815	Grand Pkwy Toll Road Ops	467,351.88	4,792,116.63	4,685,953.00	573,515.51	62,111,515.79	62,685,031.30
860	EPI Center Enterprises	103,090.39	103,086.86	103,090.39	103,086.86		103,086.86
990	County's Cares Act	309,998.61	3,599,329.96	3,902,236.52	7,092.05	67,756,691.27	67,763,783.32
TREA	Treasurer's Account	292,898.45	141,774,249.00	142,067,085.45	62.00		62.00
INVE	FBC Investment Account	-	116,450,000.00	116,450,000.00	-		-

FORT BEND COUNTY TREASURER'S MONTHLY REPORT
CASH AND INVESTMENT ACTIVITY
February 28, 2023

850M	Boon-Chapman Medical	2,700,144.58	4,001,877.07	4,187,843.01	2,514,178.64		2,514,178.64
850D	Boon-Chapman Dental	1,423,832.35	2,036.43	172,776.28	1,253,092.50		1,253,092.50
882	Boon-Chapman 125	424,102.62	75,913.81	101,097.66	398,918.77		398,918.77
884	Fee Officer's Account	1,220,720.42	1,874,870.73	1,964,961.41	1,130,629.74	1,807,007.89	2,937,637.63
912	JP Credit Card Processing	79,059.38	264,233.94	253,288.55	90,004.77		90,004.77
908	EMS Credit Card Processing	51,661.26	53,987.11	56,597.81	49,050.56		49,050.56
DACC	D A Credit Card Processing	3,057.62	15,162.26	16,455.48	1,764.40		1,764.40
PTCC	Public Transportation Credit Cards	4,059.88	13,314.27	13,537.35	3,836.80		3,836.80
CSCD	CSCD Credit Card Account	296,985.31	276,768.48	315,782.78	257,971.01		257,971.01
LBCC	Library Credit Card	1,565.60	3,379.35	4,585.15	359.80		359.80
JUCC	Juvenile Credit Card	909.85	1,320.90	1,675.77	554.98		554.98
SOCC	Sheriff Credit Card	28,085.46	30,170.64	34,207.03	24,049.07		24,049.07
TRCC	Toll Road Permit Credit Card	1,700.17	4,198.63	3,048.43	2,850.37		2,850.37
130	Assistance Dist Number 1	280,544.02	751,327.53	658,802.55	373,069.00	13,243,439.17	13,616,508.17
131	Assistant District Number 2	322,286.81	269,893.05	300,000.00	292,179.86	9,436,501.48	9,728,681.34
133	Assistant District Number 4	270,365.06	127,141.15	294,386.90	103,119.31	2,293,528.28	2,396,647.59
134	Assistant District Number 5	637,529.86	19,286.02	-	656,815.88		656,815.88
135	Assistant District Number 6	390,311.17	183,360.43	354,404.91	219,266.69	3,369,875.19	3,589,141.88
136	Assistant District Number 7	138,768.91	158,697.32	68,564.85	228,901.38	2,085,432.33	2,314,333.71
137	Assistant District Number 8	129,540.96	7,011.37	3,068.87	133,483.46		133,483.46
138	Assistant District Number 9	428,734.00	164,650.97	406,016.00	187,368.97	3,107,768.26	3,295,137.23
139	Assistant District Number 10	474,284.74	81,412.92	450,000.00	105,697.66	502,935.82	608,633.48

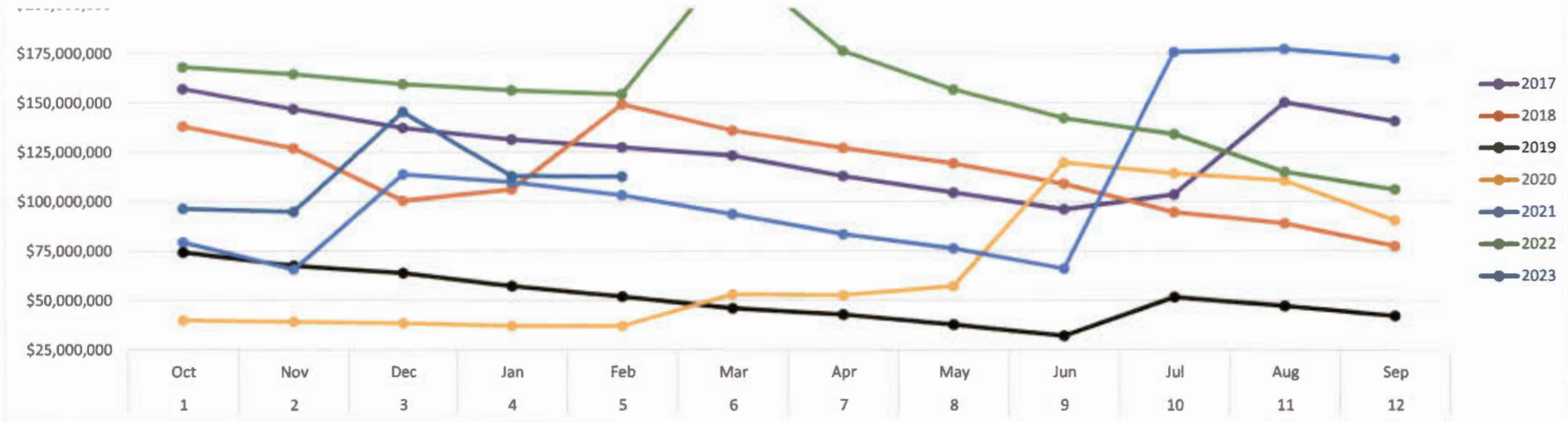
FORT BEND COUNTY TREASURER'S MONTHLY REPORT
CASH AND INVESTMENT ACTIVITY
February 28, 2023

140	Assistant District Number 11	530,046.47	143,124.48	550,000.00	123,170.95	6,914,363.96	7,037,534.91
141	Assistant District Number 12	88,592.98	13,922.68	10,834.98	91,680.68		
145	Emergency Svc Dist 100	317,351.21	60.86	-	317,412.07	10,700,546.92	11,017,958.99
146	Aliana Mgmt Dist. Agreement	203,308.89	2.66	189,927.19	13,384.36		13,384.36
CCCA	Non Fee Officer CC Clearing Acct	29,839.56	63,104.75	50,229.15	42,715.16		42,715.16
JPMT	Juror Payments	36,257.89	15,334.60	11,310.89	40,281.60		40,281.60
EPEC	Engineering Permitting E-Check	6,601.22	17,543.78	17,391.22	6,753.78		6,753.78
JP41	JP 4 E-Filing	6,145.60	21,789.09	24,139.10	3,795.59		3,795.59
JP12	JP 1-2 E-Filing	3,408.98	6,713.27	7,747.98	2,374.27		2,374.27
JP21	JP 2-1 E-Filing	9,130.00	26,558.26	27,533.75	8,154.51		8,154.51
JP11	JP 1-1 E-Filing	166.14	4,333.59	3,550.64	949.09		949.09
JP31	JP 3 E-Filing	5,209.77	14,391.93	15,758.52	3,843.18		3,843.18
	EMS Patient Acct Svcs ACH	0.04	550,645.03	550,644.84	0.23		0.23
DCJS	DC Jury Summons Postage	20,004.25	3.84	4.25	20,003.84		20,003.84
	Elections CC Account	215.04	85.02	255.04	45.02		45.02
	Fire Marshal CC Account	19,854.35	26,458.81	45,604.35	708.81		708.81
	Petty Cash	-	4,240.00	4,240.00	-		-
	Total	48,036,271.28	540,171,715.59	548,129,142.31	40,078,844.56	725,661,992.56	765,649,156.44



AS PER ORIGINAL

AS PER ORIGINAL



All Accounts

