

Term Contract for Purchase of Tires and Tubes

Term: October 1, 2022 through September 30, 2023

Recommendation: Low Bidder Per Section

Section 1: Tubes (Must be First Quality)	Lawson Number	Estimated Annual Quantity	Southern Tire Mart		The Goodyear Tire & Rubber Company	
			Bid Price per Each	Extended Total	Bid Price per Each	Extended Total
7.50R16 Tube with TR15 stem		5	No Bid		No Bid	
7.50R16 Tube with TR150 stem		5	No Bid		No Bid	
9.00R20 Tubes with TR443 stem		5	No Bid		No Bid	
10.00R20 Tubes with TR444 stem		5	No Bid		No Bid	
18.4-30 Tubes with TR218A stem		22	No Bid		No Bid	
12.4-24 Tubes with TR218A stem		12	No Bid		No Bid	
KR 14/15 Tubes with TR13 stem		25	No Bid		No Bid	
13.6X24 Tubes cupples TR218A		11	No Bid		No Bid	
11.00X16 Tubes with TR15CW stem		8	No Bid		No Bid	
12X16.5 Tubes with TR15CW stem		4	No Bid		No Bid	
16.9/18.4X34 Tubes cupples TR218A		5	No Bid		No Bid	
480/400X8 Tubes cupples TR87		6	No Bid		No Bid	
600/690X9 Brass stem tubes cupples TR440		6	No Bid		No Bid	
7.00X12 Brass stem tubes cupples TR440		4	No Bid		No Bid	
23 x 1050-12 tubes with stem for lawnmower tire		2	No Bid		No Bid	
18 x 750-8 tubes with stem for lawnmower tire		2	No Bid		No Bid	
16 x 750-8 tubes with stem for lawnmower tire		2	No Bid		No Bid	
12.00 R20 tube		10	No Bid		No Bid	
7.50 - 15 TR440 valve tube		10	No Bid		No Bid	
23.1R26 Tubes w/ TR218A Stem		2	No Bid		No Bid	
14.00R24 Tubes w/ TR78a Stem		2	No Bid		No Bid	
7.50R15 w/ TR75A Stem		2	No Bid		No Bid	
<b>TOTAL FOR SECTION 1:</b>			<b>\$ -</b>		<b>\$ -</b>	

**General/Passenger/Light Truck**

Section 2A: Goodyear Brand Only, No Subs	Lawson Number	Estimated Annual Quantity	Southern Tire Mart		The Goodyear Tire & Rubber Company	
			Bid Price per Each	Extended Total	Bid Price per Each	Extended Total
P235/55R17 Eagle RS-A Pursuit v-rated		300	No Bid		\$ 124.00	\$ 37,200.00
P265/60R17 Eagle RS-A Pursuit v-rated		600	No Bid		\$ 132.20	\$ 79,320.00
P235/50R18 Eagle RS-A Pursuit v-rated		300	No Bid		\$ 158.42	\$ 47,526.00
P225/60R18 Eagle RS-A Pursuit v-rated		600	No Bid		\$ 125.92	\$ 75,552.00
275/55R20 Eagle Enforcer v-rated		200	No Bid		\$ 149.96	\$ 29,992.00
<b>TOTAL FOR SECTION 2A:</b>			\$ -		<b>\$ 269,590.00</b>	
Section 2B: Generic	Lawson Number	Estimated Annual Quantity	Bid Price per Each	Extended Total	Bid Price per Each	Extended Total
P235/55R17 Eagle RS-A Pursuit v-rated		150	No Bid		\$ 124.00	\$ 18,600.00
P265/60R17 Eagle RS-A Pursuit v-rated		300	No Bid		\$ 132.20	\$ 39,660.00
P235/50R18 Eagle RS-A Pursuit v-rated		150	No Bid		\$ 158.42	\$ 23,763.00
P225/60R18 Eagle RS-A Pursuit v-rated		300	No Bid		\$ 125.92	\$ 37,776.00
275/55R20 Eagle Enforcer v-rated		100	No Bid		\$ 149.96	\$ 14,996.00
<b>TOTAL FOR SECTION 2B:</b>			\$ -		<b>\$ 134,795.00</b>	

**General/Passenger/Light Truck (cont'd)**

Section 3A: Uniroyal Brand Only, No Subs	Lawson Number	Estimated Annual Quantity	Southern Tire Mart		The Goodyear Tire & Rubber Company	
			Bid Price per Each	Extended Total	Bid Price per Each	Extended Total
LT235/85R16 HD/H 10 ply		20	No Bid		No Bid	
LT235/85R16 HD 10 ply		20	No Bid		No Bid	
LT245/75R16 HD/H 10 ply		50	No Bid		No Bid	
LT245/75R16 HD 10 ply		50	No Bid		No Bid	
LT265/75R16 HD/D10 ply		50	No Bid		No Bid	
P255/70R16 Laredo Cross Country		50	No Bid		No Bid	
<b>TOTAL FOR SECTION 3A:</b>			\$ -		\$ -	
Section 3B: Generic	Lawson Number	Estimated Annual Quantity	Bid Price per Each	Extended Total	Bid Price per Each	Extended Total
LT235/85R16 HD/H 10 ply		10	\$ 126.84	\$ 1,268.40	No Bid	
LT235/85R16 HD 10 ply		10	\$ 126.84	\$ 1,268.40	No Bid	
LT245/75R16 HD/H 10 ply		25	\$ 125.70	\$ 3,142.50	No Bid	
LT245/75R16 HD 10 ply		25	\$ 125.70	\$ 3,142.50	No Bid	
LT265/75R16 HD/D10 ply		25	\$ 136.45	\$ 3,411.25	No Bid	
P255/70R16 Laredo Cross Country		25	\$ 137.08	\$ 3,427.00	No Bid	
<b>TOTAL FOR SECTION 3B:</b>			<b>\$ 15,660.05</b>		\$ -	

**General/Passenger/Light Truck (cont'd)**

Section 4A: Michelin Brand Only, No Subs	Lawson Number	Estimated Annual Quantity	Southern Tire Mart		The Goodyear Tire & Rubber Company	
			Bid Price per Each	Extended Total	Bid Price per Each	Extended Total
LT235/85R16 XPS Rib 10 ply		20	\$ 224.00	\$ 4,480.00	No Bid	
LT235/85R16 XPS Traction 10 ply		10	\$ 224.00	\$ 2,240.00	No Bid	
LT245/75R16 LTX A/T2 10 ply		50	\$ 196.00	\$ 9,800.00	No Bid	
LT245/75R16 Defender LTX M/S		20	\$ 173.60	\$ 3,472.00	No Bid	
LT265/75R16 Defender LTX M/S		20	\$ 191.20	\$ 3,824.00	No Bid	
LT245/75R17 Defender LTX M/S		10	\$ 257.60	\$ 2,576.00	No Bid	
LT245/75R17 LTX A/T2 , 10 ply		4	\$ 232.80	\$ 931.20	No Bid	
LT275/65R18 LTX A/T2, 10 ply		10	\$ 248.00	\$ 2,480.00	No Bid	
LT275/65R18 Defender LTX M/S, 10 ply		10	\$ 228.80	\$ 2,288.00	No Bid	
LT225/75R16 LTX M/S2, 10 ply		40	\$ 162.40	\$ 6,496.00	No Bid	
LT265/65R18 Defender LTX M/S, 10 ply		20	\$ 205.60	\$ 4,112.00	No Bid	
P255/70R16 Defender LTX M/S		50	\$ 174.40	\$ 8,720.00	No Bid	
LT245/75R16 LTX A/T2 OWL		10	\$ 196.00	\$ 1,960.00	No Bid	
LT265/60R18 Defender LTX M/S		20	\$ 202.40	\$ 4,048.00	No Bid	
LT265/70R17 Defender LTX M/S		20	\$ 251.20	\$ 5,024.00	No Bid	
P255/65R17 Defender LTX M/S		200	\$ 192.80	\$ 38,560.00	No Bid	
P245/60R18 Defender LTX M/S		80	\$ 200.00	\$ 16,000.00	No Bid	
<b>TOTAL FOR SECTION 4A:</b>			<b>\$ 117,011.20</b>		<b>\$ -</b>	

Section 4B: Generic	Lawson Number	Estimated Annual Quantity	Southern Tire Mart		The Goodyear Tire & Rubber Company	
			Bid Price per Each	Extended Total	Bid Price per Each	Extended Total
LT235/85R16 XPS Rib 10 ply		10	\$ 126.84	\$ 1,268.40	No Bid	
LT235/85R16 XPS Traction 10 ply		5	\$ 146.56	\$ 732.80	No Bid	
LT245/75R16 LTX A/T2 10 ply		25	\$ 140.52	\$ 3,513.00	No Bid	
LT245/75R16 Defender LTX M/S		10	\$ 125.70	\$ 1,257.00	No Bid	
LT265/75R16 Defender LTX M/S		10	\$ 136.45	\$ 1,364.50	No Bid	
LT245/75R17 Defender LTX M/S		5	\$ 156.28	\$ 781.40	No Bid	
LT245/75R17 LTX A/T2 , 10 ply		2	\$ 160.08	\$ 320.16	No Bid	
LT275/65R18 LTX A/T2, 10 ply		5	\$ 192.41	\$ 962.05	No Bid	
LT275/65R18 Defender LTX M/S, 10 ply		5	\$ 198.94	\$ 994.70	No Bid	
LT225/75R16 LTX M/S2, 10 ply		20	\$ 138.66	\$ 2,773.20	No Bid	
LT265/65R18 Defender LTX M/S, 10 ply		10	\$ 130.46	\$ 1,304.60	No Bid	
P255/70R16 Defender LTX M/S		25	\$ 137.08	\$ 3,427.00	No Bid	
LT245/75R16 LTX A/T2 OWL		5	\$ 140.52	\$ 702.60	No Bid	
LT265/60R18 Defender LTX M/S		10	\$ 121.14	\$ 1,211.40	No Bid	
LT265/70R17 Defender LTX M/S		10	\$ 173.52	\$ 1,735.20	No Bid	
<b>TOTAL FOR SECTION 4B:</b>			<b>\$ 22,348.01</b>		<b>\$ -</b>	

**General/Passenger/Light Truck (cont'd)**

Section 5A: B F Goodrich Brand Only, No Subs	Lawson Number	Estimated Annual Quantity	Southern Tire Mart		The Goodyear Tire & Rubber Company	
			Bid Price per Each	Extended Total	Bid Price per Each	Extended Total
LT245/75R17 Rugged Trail T/A 10 ply		30	\$ 163.20	\$ 4,896.00	No Bid	
LT245/75R16 Commercial T/A 10 ply		10	\$ 188.00	\$ 1,880.00	No Bid	
LT245/75R17 Commercial T/A 10 ply		10	\$ 228.80	\$ 2,288.00	No Bid	
LT275/65R18 All Terrain T/A KO2		40	\$ 253.60	\$ 10,144.00	No Bid	
LT265/70R17 Commercial T/A 10 ply		20	\$ 239.20	\$ 4,784.00	No Bid	
P235/75R16 Long Trail T/A Tour		10	\$ 111.20	\$ 1,112.00	No Bid	
P245/75R16 Long Trail T/A tour		10	\$ 118.40	\$ 1,184.00	No Bid	
P235/75R17 Long Trail		150	\$ 199.20	\$ 29,880.00	No Bid	
LT265/70R17 ALL TERRAIN T/A K02 □		10	\$ 218.40	\$ 2,184.00	No Bid	
LT245/75R17 ALL TERRAIN T/A KO2		20	\$ 209.60	\$ 4,192.00	No Bid	
<b>TOTAL FOR SECTION 5A:</b>			<b>\$ 62,544.00</b>		<b>\$ -</b>	
Section 5B: Generic	Lawson Number	Estimated Annual Quantity	Bid Price per Each	Extended Total	Bid Price per Each	Extended Total
LT245/75R17 Rugged Trail T/A 10 ply		15	\$ 156.28	\$ 2,344.20	No Bid	
LT245/75R16 Commercial T/A 10 ply		5	\$ 125.70	\$ 628.50	No Bid	
LT245/75R17 Commercial T/A 10 ply		10	\$ 156.28	\$ 1,562.80	No Bid	
LT275/65R18 All Terrain T/A KO2		20	\$ 192.41	\$ 3,848.20	No Bid	
LT265/70R17 Commercial T/A 10 ply		10	\$ 173.52	\$ 1,735.20	No Bid	
P235/75R16 Long Trail T/A Tour		10	\$ 121.56	\$ 1,215.60	No Bid	
P245/75R16 Long Trail T/A tour		5	\$ 125.70	\$ 628.50	No Bid	
P235/75R17 Long Trail		50	\$ 124.25	\$ 6,212.50	No Bid	
LT265/70R17 ALL TERRAIN T/A K02 □		5	\$ 180.87	\$ 904.35	No Bid	
LT245/75R17 ALL TERRAIN T/A KO2		10	\$ 160.08	\$ 1,600.80	No Bid	
<b>TOTAL FOR SECTION 5B:</b>			<b>\$ 20,680.65</b>		<b>\$ -</b>	

**General/Passenger/Light Truck (cont'd)**

Section 6A: Bridgestone/Firestone Brand Only, No Subs	Lawson Number	Estimated Annual Quantity	Southern Tire Mart		The Goodyear Tire & Rubber Company	
			Bid Price per Each	Extended Total	Bid Price per Each	Extended Total
LT235/75R15 Destination A/T2 6 ply		20	\$ 115.46	\$ 2,309.20	No Bid	
LT235/75R15 Destination MT 6 ply		20	\$ 141.96	\$ 2,839.20	No Bid	
LT225/75R16 Transforce HT2 10 ply		16	\$ 138.66	\$ 2,218.56	No Bid	
LT225/75R16 Destination X/T 10 ply		16	\$ 134.54	\$ 2,152.64	No Bid	
LT245/75R16 Transforce HT 10 ply		100	\$ 125.70	\$ 12,570.00	No Bid	
LT245/75R16 Destination MT2 10 ply		30	\$ 159.55	\$ 4,786.50	No Bid	
LT245/75R17 Transforce HT 10 ply		150	\$ 156.28	\$ 23,442.00	No Bid	
LT235/85R16 Transforce HT 10 ply		100	\$ 126.84	\$ 12,684.00	No Bid	
LT235/85R16 Destination M/T2 10 ply		30	\$ 171.72	\$ 5,151.60	No Bid	
LT215/85R16 Transforce HT 10 ply		16	\$ 113.00	\$ 1,808.00	No Bid	
LT215/85R16 Destination X/T 10 ply		20	\$ 124.34	\$ 2,486.80	No Bid	
LT235/80/17 Transforce HT 10 ply		100	\$ 146.20	\$ 14,620.00	No Bid	
LT245/70R17 Transforce HT 10 ply		40	\$ 144.22	\$ 5,768.80	No Bid	
LT265/70R17 Transforce HT 10 ply		20	\$ 173.52	\$ 3,470.40	No Bid	
LT265/75R16 Transforce AT2		40	\$ 156.38	\$ 6,255.20	No Bid	
LT275/70R18 Transforce AT2 10 ply		20	\$ 192.95	\$ 3,859.00	No Bid	
LT275/70R18 Transforce HT		20	\$ 183.32	\$ 3,666.40	No Bid	
LT265/70R17 Transforce AT2 10 ply		50	\$ 180.87	\$ 9,043.50	No Bid	
LT265/70R17 Destination M/T2 10 ply		100	\$ 187.38	\$ 18,738.00	No Bid	
LT235/85R16 Transforce AT2 10 ply		20	\$ 146.56	\$ 2,931.20	No Bid	
LT235/85R16 Destination LE3		20	\$ 126.84	\$ 2,536.80	No Bid	
LT235/75R16 Destination LE3		10	\$ 121.56	\$ 1,215.60	No Bid	
9.50R16.5 Transforce HT 10 ply		32	\$ 165.10	\$ 5,283.20	No Bid	
P255/70R16 Destination A/T2		20	\$ 151.00	\$ 3,020.00	No Bid	
P205/60R16 Firestone Champion Fuel fighter		100	\$ 84.60	\$ 8,460.00	No Bid	
P255/65R17 Destination LE3		200	\$ 121.96	\$ 24,392.00	No Bid	
P265/75R16 Destination X/T		40	\$ 156.46	\$ 6,258.40	No Bid	
P215/60R16 Champion Fuel Fighter		40	\$ 89.92	\$ 3,596.80	No Bid	
P235/70R16 Destination LE3		60	\$ 122.07	\$ 7,324.20	No Bid	
P255/65R16 Destination LE3		40	\$ 122.45	\$ 4,898.00	No Bid	
P265/70R16 Destination LE3		40	\$ 158.09	\$ 6,323.60	No Bid	

Section 6A: Bridgestone/Firestone Brand Only, No Subs, (cont'd)	Lawson Number	Estimated Annual Quantity	Southern Tire Mart		The Goodyear Tire & Rubber Company	
			Bid Price per Each	Extended Total	Bid Price per Each	Extended Total
P205/75R15 Winterforce 2		40	\$ 88.00	\$ 3,520.00	No Bid	
P235/55R17 Champion Fuel Fighter		40	\$ 128.11	\$ 5,124.40	No Bid	
P245/65R17 Destination LE3		60	\$ 111.75	\$ 6,705.00	No Bid	
P265/60R17 Fire Hawk V-Rated Pursuit		400	\$ 129.23	\$ 51,692.00	No Bid	
P245/60R18 Destination LE3		50	\$ 118.41	\$ 5,920.50	No Bid	
P255/70R17 Destination LE3		50	\$ 137.31	\$ 6,865.50	No Bid	
P235/75R17 Dueler A/T REVO 2		50	\$ 124.25	\$ 6,212.50	No Bid	
P255/65R18 Destination LE3		40	\$ 121.97	\$ 4,878.80	No Bid	
LT275/70R18 Destination MT2		8	\$ 233.23	\$ 1,865.84	No Bid	
P265/65R18 Destination LE3 OWL		6	\$ 130.46	\$ 782.76	No Bid	
275/55R20 Fire Hawk V-Rated Pursuit All Season		200	\$ 172.34	\$ 34,468.00	No Bid	
<b>TOTAL FOR SECTION 6A:</b>			<b>\$ 342,144.90</b>		<b>\$ -</b>	

**General/Passenger/Light Truck (cont'd)**

Section 6B: Generic	Lawson Number	Estimated Annual Quantity	Southern Tire Mart		The Goodyear Tire & Rubber Company	
			Bid Price per Each	Extended Total	Bid Price per Each	Extended Total
LT235/75R15 Destination A/T2 6 ply		10	\$ 115.46	\$ 1,154.60	No Bid	
LT235/75R15 Destination MT 6 ply		10	\$ 141.96	\$ 1,419.60	No Bid	
LT225/75R16 Transforce HT2 10 ply		8	\$ 138.66	\$ 1,109.28	No Bid	
LT225/75R16 Destination X/T 10 ply		8	\$ 134.54	\$ 1,076.32	No Bid	
LT245/75R16 Transforce HT 10 ply		50	\$ 125.70	\$ 6,285.00	No Bid	
LT245/75R16 Destination MT2 10 ply		15	\$ 159.55	\$ 2,393.25	No Bid	
LT245/75R17 Transforce HT 10 ply		75	\$ 156.28	\$ 11,721.00	No Bid	
LT235/85R16 Transforce HT 10 ply		50	\$ 126.84	\$ 6,342.00	No Bid	
LT235/85R16 Destination M/T2 10 ply		15	\$ 171.72	\$ 2,575.80	No Bid	
LT215/85R16 Transforce HT 10 ply		8	\$ 113.00	\$ 904.00	No Bid	
LT215/85R16 Destination X/T 10 ply		10	\$ 124.34	\$ 1,243.40	No Bid	
LT235/80/17 Transforce HT 10 ply		50	\$ 146.20	\$ 7,310.00	No Bid	
LT245/70R17 Transforce HT 10 ply		20	\$ 144.22	\$ 2,884.40	No Bid	
LT265/70R17 Transforce HT 10 ply		10	\$ 173.52	\$ 1,735.20	No Bid	
LT265/75R16 Transforce AT2		20	\$ 156.38	\$ 3,127.60	No Bid	
LT275/70R18 Transforce AT2 10 ply		10	\$ 192.95	\$ 1,929.50	No Bid	
LT275/70R18 Transforce HT		10	\$ 183.32	\$ 1,833.20	No Bid	
LT265/70R17 Transforce AT2 10 ply		25	\$ 180.87	\$ 4,521.75	No Bid	
LT265/70R17 Destination M/T2 10 ply		50	\$ 187.38	\$ 9,369.00	No Bid	
LT235/85R16 Transforce AT2 10 ply		10	\$ 146.56	\$ 1,465.60	No Bid	
LT235/85R16 Destination LE3		10	\$ 126.84	\$ 1,268.40	No Bid	
LT235/75R16 Destination LE3		5	\$ 121.56	\$ 607.80	No Bid	
9.50R16.5 Transforce HT 10 ply		15	\$ 165.10	\$ 2,476.50	No Bid	
P255/70R16 Destination A/T2		10	\$ 151.00	\$ 1,510.00	No Bid	
P205/60R16 Firestone Champion Fuel fighter		50	\$ 84.60	\$ 4,230.00	No Bid	
P255/65R17 Destination LE3		75	\$ 121.96	\$ 9,147.00	No Bid	
P265/75R16 Destination X/T		20	\$ 156.46	\$ 3,129.20	No Bid	
P215/60R16 Champion Fuel Fighter		20	\$ 89.92	\$ 1,798.40	No Bid	
P235/70R16 Destination LE3		30	\$ 122.07	\$ 3,662.10	No Bid	
P255/65R16 Destination LE3		20	\$ 122.45	\$ 2,449.00	No Bid	
P265/70R16 Destination LE3		20	\$ 158.09	\$ 3,161.80	No Bid	

**General/Passenger/Light Truck (cont'd)**

Section 6B: Generic (cont'd)	Lawson Number	Estimated Annual Quantity	Southern Tire Mart		The Goodyear Tire & Rubber Company	
			Bid Price per Each	Extended Total	Bid Price per Each	Extended Total
P205/75R15 Winterforce 2		20	\$ 88.00	\$ 1,760.00	No Bid	
P235/55R17 Champion Fuel Fighter		20	\$ 128.11	\$ 2,562.20	No Bid	
P245/65R17 Destination LE3		30	\$ 111.75	\$ 3,352.50	No Bid	
P265/60R17 Fire Hawk V-Rated Pursuit		150	\$ 129.23	\$ 19,384.50	No Bid	
P245/60R18 Destination LE3		25	\$ 118.41	\$ 2,960.25	No Bid	
P255/70R17 Destination LE3		25	\$ 137.31	\$ 3,432.75	No Bid	
P235/75R17 Dueler A/T REVO 2		25	\$ 124.25	\$ 3,106.25	No Bid	
P255/65R18 Destination LE3		20	\$ 121.97	\$ 2,439.40	No Bid	
LT275/70R18 Destination MT2		4	\$ 233.23	\$ 932.92	No Bid	
P265/65R18 Destination LE3 OWL		3	\$ 130.46	\$ 391.38	No Bid	
275/55R20 Fire Hawk V-Rated Pursuit All Season		100	\$ 172.34	\$ 17,234.00	No Bid	
<b>TOTAL FOR SECTION 6B:</b>				<b>\$ 161,396.85</b>		<b>\$ -</b>

**General/Passenger/Light Truck (cont'd)**

Section 7A: Goodyear Brand Only, No Subs	Lawson Number	Estimated Annual Quantity	Southern Tire Mart		The Goodyear Tire & Rubber Company	
			Bid Price per Each	Extended Total	Bid Price per Each	Extended Total
LT235/75R15 Wrangler MT/R 6 ply		10	No Bid		\$ 158.74	\$ 1,587.40
LT235/85R16 Wrangler HT 10 ply		20	No Bid		\$ 141.61	\$ 2,832.20
LT235/85R16 Wrangler MT/R 10 ply		20	No Bid		\$ 188.73	\$ 3,774.60
LT235/85R16 LR G G614 RST 14 ply		16	No Bid		\$ 334.44	\$ 5,351.04
LT245/75R16 Wrangler HT load range E		8	No Bid		\$ 121.23	\$ 969.84
LT245/75R16 Wrangler MT/R 10 ply		20	No Bid		\$ 207.57	\$ 4,151.40
LT245/75R16 Wrangler Trail Runner AT 10 ply		300	No Bid		\$ 136.45	\$ 40,935.00
LT245/75R16 Wrangler Fortitude HT 10 ply		20	No Bid		\$ 151.89	\$ 3,037.80
LT265/75R16 Wrangler Fortitude HT 10 ply		10	No Bid		\$ 172.16	\$ 1,721.60
LT265/75R16 Wrangler MT/R 8 ply		60	No Bid		\$ 200.12	\$ 12,007.20
LT245/70R17 Wrangler Trail Runner AT 6 ply		90	No Bid		\$ 155.01	\$ 13,950.90
LT265/70R17 Wrangler AT/S		40	No Bid		\$ 160.60	\$ 6,424.00
LT265/70R17 Wrangler MT/R 10 ply		10	No Bid		\$ 213.46	\$ 2,134.60
LT275/65R18 Wrangler Trail Runner AT VBL10 ply		10	No Bid		\$ 176.20	\$ 1,762.00
LT275/65R18 Wrangler Trail Runner AT OWL 10 ply		12	No Bid		\$ 176.20	\$ 2,114.40
P205/60R16 Eagle Sport A/S		10	No Bid		\$ 81.72	\$ 817.20
P215/65R16 Assurance WeatherReady		10	No Bid		\$ 106.52	\$ 1,065.20
P235/75R17 Wrangler SRA		10	No Bid		\$ 132.92	\$ 1,329.20
P235/75R15 Wrangler Fortitude HT XL		10	No Bid		\$ 108.33	\$ 1,083.30
P235/75R16 Wrangler Fortitude HT BW		100	No Bid		\$ 139.63	\$ 13,963.00
P245/65R17 Wrangler Fortitude HT		10	No Bid		\$ 134.64	\$ 1,346.40
P245/75R16 Wrangler Fortitude HT		20	No Bid		\$ 130.99	\$ 2,619.80
P255/70R16 Wrangler RT/S		30	No Bid		\$ 138.77	\$ 4,163.10
<del>P255/65R16 Eagle LS</del>		Item Removed				
P265/70R17 Wrangler Fortitude HT		10	No Bid		\$ 125.16	\$ 1,251.60
P265/70R17 Wrangler Trail Runner AT		8	No Bid		\$ 136.66	\$ 1,093.28
P275/65R18 Wrangler SR-A OWL SL		30	No Bid		\$ 146.75	\$ 4,402.50
LT265/70R17 Wrangler Duratrac 10 ply		40	No Bid		\$ 179.66	\$ 7,186.40
LT275/70R18 Wrangler Duratrac 10 ply		30	No Bid		\$ 184.93	\$ 5,547.90
LT275/65R18 Wrangler Duratrac 6 ply		20	No Bid		\$ 166.12	\$ 3,322.40
<b>TOTAL FOR SECTION 7A:</b>				\$ -	<b>\$ 151,945.26</b>	

**General/Passenger/Light Truck (cont'd)**

Section 7B: Generic	Lawson Number	Estimated Annual Quantity	Southern Tire Mart		The Goodyear Tire & Rubber Company	
			Bid Price per Each	Extended Total	Bid Price per Each	Extended Total
LT235/75R15 Wrangler MT/R 6 ply		5	\$ 141.96	\$ 709.80	\$ 157.74	\$ 788.70
LT235/85R16 Wrangler HT 10 ply		10	\$ 126.84	\$ 1,268.40	\$ 141.61	\$ 1,416.10
LT235/85R16 Wrangler MT/R 10 ply		10	\$ 171.72	\$ 1,717.20	\$ 188.73	\$ 1,887.30
LT235/85R16 LR G G614 RST 14 ply		8	\$ 171.72	\$ 1,373.76	\$ 334.44	\$ 2,675.52
LT245/75R16 Wrangler HT load range E		4	\$ 125.70	\$ 502.80	\$ 121.23	\$ 484.92
LT245/75R16 Wrangler MT/R 10 ply		10	\$ 159.55	\$ 1,595.50	\$ 207.57	\$ 2,075.70
LT245/75R16 Wrangler Trail Runner AT 10 ply		150	\$ 140.52	\$ 21,078.00	\$ 136.45	\$ 20,467.50
LT245/75R16 Wrangler Fortitude HT 10 ply		10	\$ 125.70	\$ 1,257.00	\$ 151.89	\$ 1,518.90
LT265/75R16 Wrangler Fortitude HT 10 ply		5	\$ 136.45	\$ 682.25	\$ 172.16	\$ 860.80
LT265/75R16 Wrangler MT/R 8 ply		30	\$ 165.88	\$ 4,976.40	\$ 200.12	\$ 6,003.60
LT245/70R17 Wrangler Trail Runner AT 6 ply		40	\$ 153.76	\$ 6,150.40	\$ 155.01	\$ 6,200.40
LT265/70R17 Wrangler AT/S		20	\$ 180.87	\$ 3,617.40	\$ 160.60	\$ 3,212.00
LT265/70R17 Wrangler MT/R 10 ply		5	\$ 187.38	\$ 936.90	\$ 213.46	\$ 1,067.30
LT275/65R18 Wrangler Trail Runner AT VBL10 ply		5	\$ 192.41	\$ 962.05	\$ 176.20	\$ 881.00
LT275/65R18 Wrangler Trail Runner AT OWL 10 ply		6	\$ 192.41	\$ 1,154.46	\$ 176.20	\$ 1,057.20
P205/60R16 Eagle Sport A/S		6	\$ 89.01	\$ 534.06	\$ 81.72	\$ 490.32
P215/65R16 Assurance WeatherReady		6	\$ 96.05	\$ 576.30	\$ 106.52	\$ 639.12
P235/75R17 Wrangler SRA		6	\$ 124.25	\$ 745.50	\$ 132.92	\$ 797.52
P235/75R15 Wrangler Fortitude HT XL		6	\$ 112.10	\$ 672.60	\$ 108.33	\$ 649.98
P235/75R16 Wrangler Fortitude HT BW		50	\$ 121.56	\$ 6,078.00	\$ 139.63	\$ 6,981.50
P245/65R17 Wrangler Fortitude HT		5	\$ 111.75	\$ 558.75	\$ 134.64	\$ 673.20
P245/75R16 Wrangler Fortitude HT		10	\$ 125.70	\$ 1,257.00	\$ 130.99	\$ 1,309.90
P255/70R16 Wrangler RT/S		15	\$ 137.08	\$ 2,056.20	\$ 138.77	\$ 2,081.55
P255/65R16 Eagle LS		5	\$ 122.45	\$ 612.25	No Bid	
P265/70R17 Wrangler Fortitude HT		5	\$ 149.78	\$ 748.90	\$ 125.16	\$ 625.80
P265/70R17 Wrangler Trail Runner AT		4	\$ 140.19	\$ 560.76	\$ 136.66	\$ 546.64
P275/65R18 Wrangler SR-A OWL SL		15	\$ 149.78	\$ 2,246.70	\$ 146.75	\$ 2,201.25
LT265/70R17 Wrangler Duratrac 10 ply		20	\$ 187.38	\$ 3,747.60	\$ 179.66	\$ 3,593.20
LT275/70R18 Wrangler Duratrac 10 ply		15	\$ 233.23	\$ 3,498.45	\$ 184.93	\$ 2,773.95
<b>TOTAL FOR SECTION 7B:</b>			<b>\$ 71,875.39</b>		<b>\$ 73,960.87</b>	

**General/Passenger/Light Truck (cont'd)**

Section 8A: Toyo Brand Only, No Subs	Lawson Number	Estimated Annual Quantity	Southern Tire Mart		The Goodyear Tire & Rubber Company	
			Bid Price per Each	Extended Total	Bid Price per Each	Extended Total
LT245/75R16 Open Country MT 10 ply		20	No Bid		No Bid	
LT235/85R16 Open Country MT 10 ply		12	No Bid		No Bid	
LT265/70R17 Open Country MT 10 ply		20	No Bid		No Bid	
LT265/70R17 Open Country AT		16	No Bid		No Bid	
LT245/75R17 Open Country AT		8	No Bid		No Bid	
LT265/70R17 Open Country AT3 10ply		16	No Bid		No Bid	
LT265/70R18 Open Country AT3 10ply		16	No Bid		No Bid	
<b>TOTAL FOR SECTION 8A:</b>			\$ -		\$ -	
Section 8B: Generic	Lawson Number	Estimated Annual Quantity	Bid Price per Each	Extended Total	Bid Price per Each	Extended Total
LT245/75R16 Open Country MT 10 ply		6	\$ 159.55	\$ 957.30	No Bid	
LT235/85R16 Open Country MT 10 ply		6	\$ 126.84	\$ 761.04	No Bid	
LT265/70R17 Open Country MT 10 ply		10	\$ 187.38	\$ 1,873.80	No Bid	
LT265/70R17 Open Country AT		8	\$ 174.55	\$ 1,396.40	No Bid	
LT245/75R17 Open Country AT		4	\$ 162.58	\$ 650.32	No Bid	
LT265/70R17 Open Country AT3 10ply		8	\$ 174.55	\$ 1,396.40	No Bid	
LT265/70R18 Open Country AT3 10ply		8	\$ 175.23	\$ 1,401.84	No Bid	
<b>TOTAL FOR SECTION 8B:</b>			\$ 8,437.10		\$ -	

**Heavy Truck**

Section 9A: B F Goodrich Brand Only, No Subs	Lawson Number	Estimated Annual Quantity	Southern Tire Mart		The Goodyear Tire & Rubber Company	
			Bid Price per Each	Extended Total	Bid Price per Each	Extended Total
225/70R19.5 ST230 14 Ply		4	No Bid		No Bid	
<b>TOTAL FOR SECTION 9A:</b>			\$ -		\$ -	
Section 9B: Generic	Lawson Number	Estimated Annual Quantity	Bid Price per Each	Extended Total	Bid Price per Each	Extended Total
225/70R19.5 ST230 14 Ply		2	No Bid		No Bid	
<b>TOTAL FOR SECTION 9B:</b>			\$ -		\$ -	

Section 10A: Bridgeston/Firestone Brand Only, No Subs	Lawson Number	Estimated Annual Quantity	Bid Price per Each	Extended Pricing	Bid Price per Each	Extended Pricing
225/70R19.5 M724F 12 ply		8	\$ 323.71	\$ 2,589.68	No Bid	
225/70R19.5 M729F 12 ply		8	\$ 323.71	\$ 2,589.68	No Bid	
<b>TOTAL FOR SECTION 10A:</b>			\$ 5,179.36		\$ -	
Section 10B: Generic	Lawson Number	Estimated Annual Quantity	Bid Price per Each	Extended Pricing	Bid Price per Each	Extended Pricing
225/70R19.5 M724F 12 ply		4	\$ 303.17	\$ 1,212.68	No Bid	
225/70R19.5 M729F 12 ply		4	\$ 303.17	\$ 1,212.68	No Bid	
<b>TOTAL FOR SECTION 10B:</b>			\$ 2,425.36		\$ -	

Section 11A: Continental Brand Only, No Subs	Lawson Number	Estimated Annual Quantity	Bid Price per Each	Extended Total	Bid Price per Each	Extended Total
225/70R19.5 HD3 Terra Plus 14ply		16	No Bid		No Bid	
<b>TOTAL FOR SECTION 11A:</b>			\$ -		\$ -	
Section 11B: Generic	Lawson Number	Estimated Annual Quantity	Bid Price per Each	Extended Total	Bid Price per Each	Extended Total
225/70R19.5 HD3 Terra Plus 14ply		8	\$ 313.72	\$ 2,509.76	No Bid	
<b>TOTAL FOR SECTION 11B:</b>			\$ 2,509.76		\$ -	

**Heavy Truck (cont'd)**

Section 12A: Michelin Brand Only, No Subs	Lawson Number	Estimated Annual Quantity	Southern Tire Mart		The Goodyear Tire & Rubber Company	
			Bid Price per Each	Extended Total	Bid Price per Each	Extended Total
225/70 R19.5 10 ply XZE		6	No Bid		No Bid	
225/70R19.5 XZE 14 ply		4	No Bid		No Bid	
11R22.5 XZE2 LRG 14 ply		100	No Bid		No Bid	
11R22.5 XZY LRH 16 ply XZY3		12	No Bid		No Bid	
11R22.5 XZE2 LRH 16 ply		6	No Bid		No Bid	
11R22.5 XMD LRH 16 ply		32	No Bid		No Bid	
11R22.5 XZY3		12	No Bid		No Bid	
11R22.5 XDY3		12	No Bid		No Bid	
11R22.5 X WORK XDY		12	No Bid		No Bid	
11R24.5 XDY3		12	No Bid		No Bid	
11R24.5 X WORK XDY		12	No Bid		No Bid	
11R24.5 XMD LRH		6	No Bid		No Bid	
11R24.5 XDN2		3	No Bid		No Bid	
11R24.5 XDA5+		2	No Bid		No Bid	
11R24.5 XZE2 LRH 16 Ply		20	No Bid		No Bid	
12R22.5 XZE		24	No Bid		No Bid	
12R22.5 XZY3		12	No Bid		No Bid	
255/70R22.5 XZE		12	No Bid		No Bid	
275/80R24.5 XDN2		8	No Bid		No Bid	
275/80R24.5 XDA5+		5	No Bid		No Bid	
315/80 R22.5 XZA		6	No Bid		No Bid	
315/80/R22.5 X WORKS Z		6	No Bid		No Bid	
385/65R22.5 x 24 18 ply XZY 3		6	No Bid		No Bid	
425/65R22.5 XZY3		6	No Bid		No Bid	
<b>TOTAL FOR SECTION 12A:</b>			<b>\$ -</b>		<b>\$ -</b>	

**Heavy Truck (cont'd)**

Section 12B: Generic	Lawson Number	Estimated Annual Quantity	Southern Tire Mart		The Goodyear Tire & Rubber Company	
			Bid Price per Each	Extended Total	Bid Price per Each	Extended Total
225/70 R19.5 10 ply XZE		4	No Bid		No Bid	
225/70R19.5 XZE 14 ply		2	No Bid		No Bid	
11R22.5 XZE2 LRG 14 ply		50	No Bid		No Bid	
11R22.5 XZY LRH 16 ply XZY3		6	No Bid		No Bid	
11R22.5 XZE2 LRH 16 ply		3	No Bid		No Bid	
11R22.5 XMD LRH 16 ply		12	No Bid		No Bid	
11R22.5 XZY3		6	No Bid		No Bid	
11R22.5 XDY3		6	No Bid		No Bid	
11R22.5 X WORK XDY		6	No Bid		No Bid	
11R24.5 XDY3		8	No Bid		No Bid	
11R24.5 X WORK XDY		6	No Bid		No Bid	
11R24.5 XMD LRH		3	No Bid		No Bid	
11R24.5 XDN2		3	No Bid		No Bid	
11R24.5 XDA5+		2	No Bid		No Bid	
11R24.5 XZE2 LRH 16 Ply		10	No Bid		No Bid	
12R22.5 XZE		12	No Bid		No Bid	
12R22.5 XZY3		8	No Bid		No Bid	
255/70R22.5 XZE		6	No Bid		No Bid	
275/80R24.5 XDN2		4	No Bid		No Bid	
275/80R24.5 XDA5+		4	No Bid		No Bid	
315/80 R22.5 XZA		2	No Bid		No Bid	
315/80/R22.5 X WORKS Z		2	No Bid		No Bid	
385/65R22.5 x 24 18 ply XZY 3		2	No Bid		No Bid	
425/65R22.5 XZY3		2	No Bid		No Bid	
<b>TOTAL FOR SECTION 12B:</b>			<b>\$ -</b>		<b>\$ -</b>	

**Heavy Truck (cont'd)**

Section 13A: B F Goodrich Brand Only, No Subs	Lawson Number	Estimated Annual Quantity	Southern Tire Mart		The Goodyear Tire & Rubber Company	
			Bid Price per Each	Extended Total	Bid Price per Each	Extended Total
11R22.5 Cross Control D 16 ply		10	No Bid		No Bid	
11R24.5 Cross Control D 16 ply		10	No Bid		No Bid	
11R22.5 ST230		10	No Bid		No Bid	
11R24.5 ST230		10	No Bid		No Bid	
11R22.5 TR144		10	No Bid		No Bid	
<b>TOTAL FOR SECTION 13A:</b>				\$ -		\$ -
Section 13B: Generic	Lawson Number	Estimated Annual Quantity	Bid Price per Each	Extended Total	Bid Price per Each	Extended Total
11R22.5 Cross Control D 16 ply		6	No Bid		No Bid	
11R24.5 Cross Control D 16 ply		8	No Bid		No Bid	
11R22.5 ST230		8	No Bid		No Bid	
11R24.5 ST230		8	No Bid		No Bid	
11R22.5 TR144		8	No Bid		No Bid	
<b>TOTAL FOR SECTION 13B:</b>				\$ -		\$ -

Section 14A: Bridgestone/Firestone Brand Only, No Subs	Lawson Number	Estimated Annual Quantity	Southern Tire Mart		The Goodyear Tire & Rubber Company	
			Bid Price per Each	Extended Total	Bid Price per Each	Extended Total
10R22.5 FS561 Plus 12 ply		4	\$ 397.66	\$ 1,590.64	No Bid	
10R22.5 FD663 14 ply		4	\$ 414.66	\$ 1,658.64	No Bid	
11R22.5 FS 560 Plus 16 ply		12	\$ 406.69	\$ 4,880.28	No Bid	
11R22.5 T831 16 ply		12	\$ 515.34	\$ 6,184.08	No Bid	
11R22.5 T819 16 ply		12	\$ 446.91	\$ 5,362.92	No Bid	
12R22.5 T831 16 ply		10	\$ 607.02	\$ 6,070.20	No Bid	
11R24.5 T831 16 ply		12	\$ 572.52	\$ 6,870.24	No Bid	
11R24.5 FS 560 Plus 16 ply		12	\$ 446.94	\$ 5,363.28	No Bid	
12R22.5 FS561 Plus 16 ply		12	\$ 450.44	\$ 5,405.28	No Bid	
315/80R22.5 FS400 20 ply		12	\$ 665.12	\$ 7,981.44	No Bid	
<b>TOTAL FOR SECTION 14A:</b>			<b>\$ 51,367.00</b>			<b>\$ -</b>
Section 14B: Generic	Lawson Number	Estimated Annual Quantity	Bid Price per Each	Extended Total	Bid Price per Each	Extended Total
10R22.5 FS561 Plus 12 ply		4	\$ 397.66	\$ 1,590.64	No Bid	
10R22.5 FD663 14 ply		4	\$ 414.66	\$ 1,658.64	No Bid	
11R22.5 FS 560 Plus 16 ply		12	\$ 406.69	\$ 4,880.28	No Bid	
11R22.5 T831 16 ply		12	\$ 515.34	\$ 6,184.08	No Bid	
11R22.5 T819 16 ply		12	\$ 446.91	\$ 5,362.92	No Bid	
12R22.5 T831 16 ply		10	\$ 607.02	\$ 6,070.20	No Bid	
11R24.5 T831 16 ply		12	\$ 572.52	\$ 6,870.24	No Bid	
11R24.5 FS 560 Plus 16 ply		12	\$ 446.94	\$ 5,363.28	No Bid	
12R22.5 FS561 Plus 16 ply		12	\$ 450.44	\$ 5,405.28	No Bid	
315/80R22.5 FS400 20 ply		12	\$ 665.12	\$ 7,981.44	No Bid	
<b>TOTAL FOR SECTION 14B:</b>			<b>\$ 51,367.00</b>			<b>\$ -</b>

**Heavy Truck (cont'd)**

Section 15A: Goodyear Brand Only, No Subs	Lawson Number	Estimated Annual Quantity	Southern Tire Mart		The Goodyear Tire & Rubber Company	
			Bid Price per Each	Extended Total	Bid Price per Each	Extended Total
11R22.5 Workhorse MSA 16 ply		8	No Bid		\$ 373.49	\$ 2,987.92
11R22.5 Workhorse MSA 16 ply		100	No Bid		\$ 373.49	\$ 37,349.00
11R22.5 Workhorse MSD 16 ply		12	No Bid		\$ 398.47	\$ 4,781.64
11R22.5 Marathon LHS 14 ply		12	No Bid		\$ 371.18	\$ 4,454.16
11R22.5 Marathon LHT 12 ply		12	No Bid		\$ 319.22	\$ 3,830.64
12R22.5 G751 MSA 16 ply		6	No Bid		\$ 647.09	\$ 3,882.54
315/80R22.5 G291 18 ply		6	No Bid		\$ 523.93	\$ 3,143.58
385/65R22.5 G278 18 ply		4	No Bid		\$ 859.39	\$ 3,437.56
<b>TOTAL FOR SECTION 15A:</b>				\$ -	\$ 63,867.04	
Section 15B: Generic	Lawson Number	Estimated Annual Quantity	Bid Price per Each	Extended Total	Bid Price per Each	Extended Total
11R22.5 Workhorse MSA 16 ply		4	No Bid		\$ 373.49	\$ 1,493.96
11R22.5 Workhorse MSA 16 ply		20	No Bid		\$ 373.49	\$ 7,469.80
11R22.5 Workhorse MSD 16 ply		6	No Bid		\$ 398.47	\$ 2,390.82
11R22.5 Marathon LHS 14 ply		6	No Bid		\$ 371.18	\$ 2,227.08
11R22.5 Marathon LHT 12 ply		6	No Bid		\$ 319.22	\$ 1,915.32
12R22.5 G751 MSA 16 ply		2	No Bid		\$ 647.09	\$ 1,294.18
315/80R22.5 G291 18 ply		2	No Bid		\$ 523.93	\$ 1,047.86
385/65R22.5 G278 18 ply		2	No Bid		\$ 859.39	\$ 1,718.78
<b>TOTAL FOR SECTION 15B:</b>				\$ -	\$ 19,557.80	

Section 16A: Toyo Brand Only, No Subs	Lawson Number	Estimated Annual Quantity	Southern Tire Mart		The Goodyear Tire & Rubber Company	
			Bid Price per Each	Extended Total	Bid Price per Each	Extended Total
11R22.5 M506Z 16 ply		10	No Bid		No Bid	
11R24.5 M506Z 16 ply		10	No Bid		No Bid	
11R22.5 M157 14 ply		10	No Bid		No Bid	
11R22.5 M147 16 ply		10	No Bid		No Bid	
11R24.5 M147 16 ply		40	No Bid		No Bid	
12R22.5 M170 16 ply		40	No Bid		No Bid	
<b>TOTAL FOR SECTION 16A:</b>			\$ -		\$ -	
Section 16B: Generic	Lawson Number	Estimated Annual Quantity	Bid Price per Each	Extended Total	Bid Price per Each	Extended Total
11R22.5 M506Z 16 ply		4	\$ 525.34	\$ 2,101.36	No Bid	
11R24.5 M506Z 16 ply		4	\$ 572.52	\$ 2,290.08	No Bid	
11R22.5 M157 14 ply		4	\$ 417.75	\$ 1,671.00	No Bid	
11R22.5 M147 16 ply		4	\$ 406.69	\$ 1,626.76	No Bid	
11R24.5 M147 16 ply		12	\$ 446.94	\$ 5,363.28	No Bid	
12R22.5 M170 16 ply		12	\$ 498.09	\$ 5,977.08	No Bid	
<b>TOTAL FOR SECTION 16B:</b>			\$ 19,029.56		\$ -	

**Heavy Truck (cont'd)**

Section 17: Generic	Lawson Number	Estimated Annual Quantity	Southern Tire Mart		The Goodyear Tire & Rubber Company	
			Bid Price per Each	Extended Total	Bid Price per Each	Extended Total
10R22.5 FS561 12 ply		4	\$ 277.00	\$ 1,108.00	\$ 373.02	\$ 1,492.08
10R22.5 FD663 12 ply		4	\$ 270.00	\$ 1,080.00	\$ 458.85	\$ 1,835.40
11R22.5 FS561 16 ply		25	\$ 303.00	\$ 7,575.00	\$ 396.82	\$ 9,920.50
11R22.5 T831 16 ply		12	\$ 364.00	\$ 4,368.00	\$ 398.47	\$ 4,781.64
11R22.5 T819 16 ply		8	\$ 355.00	\$ 2,840.00	\$ 373.49	\$ 2,987.92
12R22.5 T831 16 ply		10	\$ 364.00	\$ 3,640.00	\$ 618.57	\$ 6,185.70
11R24.5 T831 16 ply		25	\$ 384.00	\$ 9,600.00	\$ 426.65	\$ 10,666.25
11R24.5 16 ply FS561		8	\$ 320.00	\$ 2,560.00	\$ 420.63	\$ 3,365.04
12R22.5 FS561		8	\$ 365.00	\$ 2,920.00	\$ 456.35	\$ 3,650.80
<b>TOTAL FOR SECTION 17:</b>			<b>\$ 35,691.00</b>		<b>\$ 44,885.33</b>	

**Agricultural**

Section 18A: Michelin Brand Only, No Subs	Lawson Number	Estimated Annual Quantity	Southern Tire Mart		The Goodyear Tire & Rubber Company	
			Bid Price per Each	Extended Total	Bid Price per Each	Extended Total
12.4-24 R-1W Radial Agribib 8 ply		5	No Bid		No Bid	
13.6R24 R-1W Radial Agribib 8 ply		5	No Bid		No Bid	
14.9R24 R-1W Radial Agribib 8 ply		5	No Bid		No Bid	
18.4R30 R-1W Radial Agribib 8 ply		4	No Bid		No Bid	
16.9R34 R-1W Radial Agribib 8 ply		5	No Bid		No Bid	
18.4R38 R-1W Radial Agribib 8 ply		5	No Bid		No Bid	
380/85R24 Power Radial 80		5	No Bid		No Bid	
18.4R34 R-1W Radial 8 ply		5	No Bid		No Bid	
23.1-26 10 ply tubeless		10	No Bid		No Bid	
28L-26 10 ply tubeless		10	No Bid		No Bid	
<b>TOTAL FOR SECTION 18A:</b>			\$ -		\$ -	
Section 18B: Generic		Estimated Annual Quantity	Bid Price per Each	Extended Total	Bid Price per Each	Extended Total
12.4-24 R-1W Radial Agribib 8 ply		2	\$ 336.00	\$ 672.00	No Bid	
13.6R24 R-1W Radial Agribib 8 ply		2	\$ 592.00	\$ 1,184.00	No Bid	
14.9R24 R-1W Radial Agribib 8 ply		2	\$ 740.00	\$ 1,480.00	No Bid	
18.4R30 R-1W Radial Agribib 8 ply		2	\$ 1,450.00	\$ 2,900.00	No Bid	
16.9R34 R-1W Radial Agribib 8 ply		2	\$ 1,399.00	\$ 2,798.00	No Bid	
18.4R38 R-1W Radial Agribib 8 ply		2	\$ 2,050.00	\$ 4,100.00	No Bid	
380/85R24 Power Radial 80		2	\$ 1,999.00	\$ 3,998.00	No Bid	
18.4R34 R-1W Radial 8 ply		2	\$ 1,999.00	\$ 3,998.00	No Bid	
23.1-26 10 ply tubeless		4	\$ 1,499.00	\$ 5,996.00	No Bid	
28L-26 10 ply tubeless		4	\$ 1,864.54	\$ 7,458.16	No Bid	
<b>TOTAL FOR SECTION 18B:</b>			\$ 34,584.16		\$ -	

**Agricultural (cont'd)**

Section 19A: Bridgestone/Firestone Brand Only, No Subs	Lawson Number	Estimated Annual Quantity	Southern Tire Mart		The Goodyear Tire & Rubber Company	
			Bid Price per Each	Extended Total	Bid Price per Each	Extended Total
7.50-16 Champ Guide Grip 3 Rib F-2 8 ply		4	\$ 192.59	\$ 770.36	No Bid	
10.00-16 Champ Guide Grip 3 Rib F-2 8 ply		8	\$ 210.49	\$ 1,683.92	No Bid	
11.00-16 Champ Guide Grip 3 Rib F-2 8 ply		5	\$ 261.01	\$ 1,305.05	No Bid	
11L-15 Champ Guide Grip 3 Rib F-2 8 ply		8	\$ 208.38	\$ 1,667.04	No Bid	
12.4-24 Super All Traction II 23° 8 ply		12	\$ 380.35	\$ 4,564.20	No Bid	
340/85R24 Performer 85 R-1W 8 ply		5	\$ 748.31	\$ 3,741.55	No Bid	
380/85R24 Performer 85 R-1W 8 ply		5	\$ 781.26	\$ 3,906.30	No Bid	
13.6-24 Super All Traction II 23deg R-1 8 ply		4	\$ 425.93	\$ 1,703.72	No Bid	
18.4-30 Champ Spade Grip - R-2 10 ply		4	\$ 1,374.77	\$ 5,499.08	No Bid	
18.4-34 Super All Traction 23° TL-R-1 8 ply		5	\$ 1,027.89	\$ 5,139.45	No Bid	
18.4R38 Radial All Traction 23° 8 ply		5	\$ 3,056.78	\$ 15,283.90	No Bid	
18.4-30 Super All Traction II 23° R-1 8 ply		4	\$ 788.32	\$ 3,153.28	No Bid	
12.4R24 Radial All Traction DT R-1W		20	\$ 710.90	\$ 14,218.00	No Bid	
13.6R24 Radial All Traction DT R-1W		4	\$ 748.31	\$ 2,993.24	No Bid	
14.9R24 Radial All Traction DT R-1W		8	\$ 781.26	\$ 6,250.08	No Bid	
18.4R30 Radio All Traction DT R-1W		20	\$ 1,284.36	\$ 25,687.20	No Bid	
<b>TOTAL FOR SECTION 19A:</b>			<b>\$</b>	<b>97,566.37</b>	<b>\$</b>	<b>-</b>

Section 19B: Generic	Lawson Number	Estimated Annual Quantity	Southern Tire Mart		The Goodyear Tire & Rubber Company	
			Bid Price per Each	Extended Total	Bid Price per Each	Extended Total
7.50-16 Champ Guide Grip 3 Rib F-2 8 ply		4	\$ 192.59	\$ 770.36	No Bid	
10.00-16 Champ Guide Grip 3 Rib F-2 8 ply		8	\$ 210.49	\$ 1,683.92	No Bid	
11.00-16 Champ Guide Grip 3 Rib F-2 8 ply		5	\$ 261.01	\$ 1,305.05	No Bid	
11L-15 Champ Guide Grip 3 Rib F-2 8 ply		8	\$ 208.38	\$ 1,667.04	No Bid	
12.4-24 Super All Traction II 23° 8 ply		6	\$ 380.35	\$ 2,282.10	No Bid	
340/85R24 Performer 85 R-1W 8 ply		5	\$ 748.31	\$ 3,741.55	No Bid	
380/85R24 Performer 85 R-1W 8 ply		5	\$ 781.26	\$ 3,906.30	No Bid	
13.6-24 Super All Traction II 23deg R-1 8 ply		4	\$ 425.93	\$ 1,703.72	No Bid	
18.4-30 Champ Spade Grip - R-2 10 ply		4	\$ 1,374.77	\$ 5,499.08	No Bid	
18.4-34 Super All Traction 23° TL-R-1 8 ply		5	\$ 1,027.89	\$ 5,139.45	No Bid	
18.4R38 Radial All Traction 23° 8 ply		5	\$ 3,056.78	\$ 15,283.90	No Bid	
18.4-30 Super All Traction II 23° R-1 8 ply		4	\$ 788.32	\$ 3,153.28	No Bid	
12.4R24 Radial All Traction DT R-1W		6	\$ 710.90	\$ 4,265.40	No Bid	
13.6R24 Radial All Traction DT R-1W		4	\$ 748.31	\$ 2,993.24	No Bid	
14.9R24 Radial All Traction DT R-1W		8	\$ 781.26	\$ 6,250.08	No Bid	
18.4R30 Radio All Traction DT R-1W		6	\$ 1,284.36	\$ 7,706.16	No Bid	
<b>TOTAL FOR SECTION 19B:</b>			<b>\$</b>	<b>67,350.63</b>	<b>\$</b>	<b>-</b>

**Agricultural (cont'd)**

Section 20A: Goodyear Brand Only, No Subs	Lawson Number	Estimated Annual Quantity	Southern Tire Mart		The Goodyear Tire & Rubber Company	
			Bid Price per Each	Extended Total	Bid Price per Each	Extended Total
7.50-16 Triple Rib HD TT 6 ply		4	No Bid		No Bid	
11L-15 Triple Rib HD TT 8 ply		12	No Bid		No Bid	
10.00-16 Triple Rib HD TT 8 ply		4	No Bid		No Bid	
11.00-16 Triple Rib HD 8 ply TT		4	No Bid		No Bid	
12.4-24 R1 Dura Torque TL 8 ply		16	No Bid		No Bid	
13.6-24 R1 Dyna Torque II TT 8 ply		5	No Bid		No Bid	
14.9 R24 R-1W Super Traction Radial		5	No Bid		No Bid	
18.4-30 R1 Dura Torque TT 8 ply		24	No Bid		No Bid	
18.4-30 R-2 Special Sure Grip TD8 10 ply TL		6	No Bid		No Bid	
18.4-34 R1 Dura Torque TT 8 ply		8	No Bid		No Bid	
18.4R38 R-1 Dyna Torque TL		8	No Bid		No Bid	
23.1-26 10 ply tubeless		10	No Bid		No Bid	
<b>TOTAL FOR SECTION 20A:</b>			\$ -		\$ -	
Section 20B: Generic	Lawson Number	Estimated Annual Quantity	Bid Price per Each	Extended Total	Bid Price per Each	Extended Total
7.50-16 Triple Rib HD TT 6 ply		2	\$ 154.00	\$ 308.00	No Bid	
11L-15 Triple Rib HD TT 8 ply		6	\$ 120.00	\$ 720.00	No Bid	
10.00-16 Triple Rib HD TT 8 ply		2	\$ 248.00	\$ 496.00	No Bid	
11.00-16 Triple Rib HD 8 ply TT		2	\$ 225.00	\$ 450.00	No Bid	
12.4-24 R1 Dura Torque TL 8 ply		8	\$ 335.00	\$ 2,680.00	No Bid	
13.6-24 R1 Dyna Torque II TT 8 ply		4	\$ 465.00	\$ 1,860.00	No Bid	
14.9 R24 R-1W Super Traction Radial		4	\$ 1,800.00	\$ 7,200.00	No Bid	
18.4-30 R1 Dura Torque TT 8 ply		12	\$ 806.00	\$ 9,672.00	No Bid	
18.4-30 R-2 Special Sure Grip TD8 10 ply TL		4	\$ 1,093.00	\$ 4,372.00	No Bid	
18.4-34 R1 Dura Torque TT 8 ply		4	\$ 889.00	\$ 3,556.00	No Bid	
18.4R38 R-1 Dyna Torque TL		4	\$ 999.00	\$ 3,996.00	No Bid	
23.1-26 10 ply tubeless		6	\$ 1,864.54	\$ 11,187.24	No Bid	
<b>TOTAL FOR SECTION 20B:</b>			\$ 46,497.24		\$ -	

**Agricultural (cont'd)**

Section 21: Generic	Lawson Number	Estimated Annual Quantity	Southern Tire Mart		The Goodyear Tire & Rubber Company	
			Bid Price per Each	Extended Total	Bid Price per Each	Extended Total
7.50-16 Champ Guide Grip 3 Rib F-2 8 ply		4	\$ 154.00	\$ 616.00	No Bid	
10.00-16 Champ Guide Grip 3 Rib F-2 8 ply		4	\$ 248.00	\$ 992.00	No Bid	
11.00-16 Champ Guide Grip 3 Rib F-2 8 ply		5	\$ 225.00	\$ 1,125.00	No Bid	
11L-15 Champ Guide Grip 3 Rib F-2 8 ply		4	\$ 120.00	\$ 480.00	No Bid	
12.4-24 Super All Traction 23° 8 ply		12	\$ 335.00	\$ 4,020.00	No Bid	
18.4-30 Super All Traction 23° TL 8 ply		12	\$ 806.00	\$ 9,672.00	No Bid	
340/85R24 Radial 6000 R-1W 8 ply		5	\$ 539.00	\$ 2,695.00	No Bid	
380/85R24 Radial 6000 R-1W 8 ply		5	\$ 735.00	\$ 3,675.00	No Bid	
18.4-30 Champ Spade Grip 6 ply		4	\$ 806.00	\$ 3,224.00	No Bid	
18.4-30 Champ Spade Grip 10 ply		4	\$ 1,093.00	\$ 4,372.00	No Bid	
16.9-34 Traction Field & Road 8 ply		5	\$ 734.00	\$ 3,670.00	No Bid	
18.4-34 Super All Traction 23° TL 8 ply		5	\$ 880.00	\$ 4,400.00	No Bid	
18.4R38 Radial All Traction 23° 8 ply		5	\$ 999.00	\$ 4,995.00	No Bid	
13.6-24 Super All Traction 23° TL 8 ply		8	\$ 480.00	\$ 3,840.00	No Bid	
ST205/75R15C Tow Master Trailer		80	\$ 86.00	\$ 6,880.00	No Bid	
<b>TOTAL FOR SECTION 21:</b>			<b>\$</b>	<b>54,656.00</b>	<b>\$</b>	<b>-</b>

**Heavy Equipment/Specialty**

Section 22A: Michelin Brand Only, No Subs	Lawson Number	Estimated Annual Quantity	Southern Tire Mart		The Goodyear Tire & Rubber Company	
			Bid Price per Each	Extended Total	Bid Price per Each	Extended Total
29.5R25 XHA2 Loader		6	No Bid		No Bid	
14.00R24 XGLA2		10	No Bid		No Bid	
17.5R25 XTLA Loader		10	No Bid		No Bid	
20.5R25 XTLA Loader		10	No Bid		No Bid	
13.00R24 XGLA2		10	No Bid		No Bid	
7.50R15 XLC Lisse Compactor		10	No Bid		No Bid	
23.5R25 XHA2		10	No Bid		No Bid	
12x16.5 X TWEEL SSL 2 All Terrain 12"		10	No Bid		No Bid	
12x16.5 X TWEEL SSL 2 Hard Surface 12"		8	No Bid		No Bid	
620/75R26 was 23.1-26 10 ply		4	No Bid		No Bid	
620/75R26 was 23.1-26 12 ply		4	No Bid		No Bid	
750/65R26 was 28L-R26 10 ply		4	No Bid		No Bid	
750/65R26 was 28L-R26 12 ply		4	No Bid		No Bid	
<b>TOTAL FOR SECTION 22A:</b>			\$ -		\$ -	
Section 22B: Generic		Estimated Annual Quantity	Bid Price per Each	Extended Total	Bid Price per Each	Extended Total
29.5R25 XHA2 Loader		2	No Bid		No Bid	
14.00R24 XGLA2		6	No Bid		No Bid	
17.5R25 XTLA Loader		6	No Bid		No Bid	
20.5R25 XTLA Loader		6	No Bid		No Bid	
13.00R24 XGLA2		6	No Bid		No Bid	
7.50R15 XLC Lisse Compactor		6	No Bid		No Bid	
23.5R25 XHA2		6	No Bid		No Bid	
12x16.5 X TWEEL SSL 2 All Terrain 12"		6	No Bid		No Bid	
12x16.5 X TWEEL SSL 2 Hard Surface 12"		4	No Bid		No Bid	
620/75R26 was 23.1-26 10 ply		2	No Bid		No Bid	
620/75R26 was 23.1-26 12 ply		2	No Bid		No Bid	
750/65R26 was 28L-R26 10 ply		2	No Bid		No Bid	
750/65R26 was 28L-R26 12 ply		2	No Bid		No Bid	
<b>TOTAL FOR SECTION 22B:</b>			\$ -		\$ -	

**Heavy Equipment/Specialty (cont'd)**

Section 23A: Bridgestone/Firestone Brand Only, No Subs	Lawson Number	Estimated Annual Quantity	Southern Tire Mart		The Goodyear Tire & Rubber Company	
			Bid Price per Each	Extended Total	Bid Price per Each	Extended Total
14.00X24 G-2		10	\$ 530.00	\$ 5,300.00	No Bid	
14.00R24 VUT		10	\$ 935.00	\$ 9,350.00	No Bid	
20.5X25 SGG E-2/L-2		5	\$ 1,126.00	\$ 5,630.00	No Bid	
23.5X25 SGG E-2/L-2		5	\$ 1,798.00	\$ 8,990.00	No Bid	
<b>TOTAL FOR SECTION 23A:</b>			<b>\$ 29,270.00</b>		<b>\$ -</b>	
Section 23B: Generic		Estimated Annual Quantity	Bid Price per Each	Extended Total	Bid Price per Each	Extended Total
14.00X24 G-2		5	\$ 530.00	\$ 2,650.00	No Bid	
14.00R24 VUT		5	\$ 935.00	\$ 4,675.00	No Bid	
20.5X25 SGG E-2/L-2		2	\$ 1,126.00	\$ 2,252.00	No Bid	
23.5X25 SGG E-2/L-2		2	\$ 1,798.00	\$ 3,596.00	No Bid	
<b>TOTAL FOR SECTION 23B:</b>			<b>\$ 13,173.00</b>		<b>\$ -</b>	

Section 24A: Titan Brand Only, No Subs	Lawson Number	Estimated Annual Quantity	Southern Tire Mart		The Goodyear Tire & Rubber Company	
			Bid Price per Each	Extended Total	Bid Price per Each	Extended Total
11L-15SL Tru Trac Triple Rib TT F-2 8 ply		12	No Bid		No Bid	
10.00-16SL Tru Trac Triple Rib F-2 TL 8 ply		4	No Bid		No Bid	
11.00-16SL Tru Trac Triple Rib F-2 TL 8 ply		4	No Bid		No Bid	
18.4-34 Hi Trac Lug R-1 TL 8 ply		2	No Bid		No Bid	
13.6-24 Hi Trac Lug R-1 TL 8 ply		8	No Bid		No Bid	
12.4-24 Hi Trac Lug R-1 TL 8 ply		12	No Bid		No Bid	
18.4-30 Hi Trac Lug R-1 TL 12 ply		12	No Bid		No Bid	
13.6R24-128A8 Hi Trac Lug Radial R-1		5	No Bid		No Bid	
14.9R24-120A8 Hi Trac Lug Radial R-1		5	No Bid		No Bid	
13.6-24 Hi Trac Lug R-1 TL 8 ply		8	No Bid		No Bid	
18.4-34 Hi Trac Lug R-1 TL 8 ply		2	No Bid		No Bid	
<b>TOTAL FOR SECTION 24A:</b>			\$ -		\$ -	
Section 24B: Generic		Estimated Annual Quantity	Bid Price per Each	Extended Total	Bid Price per Each	Extended Total
11L-15SL Tru Trac Triple Rib TT F-2 8 ply		6	No Bid		No Bid	
10.00-16SL Tru Trac Triple Rib F-2 TL 8 ply		2	No Bid		No Bid	
11.00-16SL Tru Trac Triple Rib F-2 TL 8 ply		2	No Bid		No Bid	
18.4-34 Hi Trac Lug R-1 TL 8 ply		2	No Bid		No Bid	
13.6-24 Hi Trac Lug R-1 TL 8 ply		4	No Bid		No Bid	
12.4-24 Hi Trac Lug R-1 TL 8 ply		4	No Bid		No Bid	
18.4-30 Hi Trac Lug R-1 TL 12 ply		4	No Bid		No Bid	
13.6R24-128A8 Hi Trac Lug Radial R-1		2	No Bid		No Bid	
14.9R24-120A8 Hi Trac Lug Radial R-1		2	No Bid		No Bid	
13.6-24 Hi Trac Lug R-1 TL 8 ply		4	No Bid		No Bid	
18.4-34 Hi Trac Lug R-1 TL 8 ply		2	No Bid		No Bid	
<b>TOTAL FOR SECTION 24B:</b>			\$ -		\$ -	

**Trailer/Miscellaneous**

Section 25A: Goodyear Brand Only, No Subs	Lawson Number	Estimated Annual Quantity	Southern Tire Mart		The Goodyear Tire & Rubber Company	
			Bid Price per Each	Extended Total	Bid Price per Each	Extended Total
ST 225/75R15 14 Ply		20	No Bid		No Bid	
<b>TOTAL FOR SECTION 25A:</b>				\$ -		\$ -
Section 25B: Generic	Lawson Number	Estimated Annual Quantity	Bid Price per Each	Extended Total	Bid Price per Each	Extended Total
7.50X15 Industrial 12 ply		4	\$ 240.00	\$ 960.00	No Bid	
6.00X9 industrial 10 ply		4	\$ 113.00	\$ 452.00	No Bid	
8.25X15 Industrial 12 ply		4	\$ 392.00	\$ 1,568.00	No Bid	
7.00X12 Industrial 10 ply		4	\$ 170.00	\$ 680.00	No Bid	
4.80X8 Wheel barrow 2 ply		4	\$ 17.00	\$ 68.00	No Bid	
410/350-4		4	\$ 19.00	\$ 76.00	No Bid	
8-14.5 Towmaster Super Hwy		5	\$ 95.00	\$ 475.00	No Bid	
12X16.5 Super traction		8	\$ 230.00	\$ 1,840.00	No Bid	
14/70-20 20 ply roller tire		7	\$ 2,100.00	\$ 14,700.00	No Bid	
15.5X25 SGGLO		5	\$ 685.00	\$ 3,425.00	No Bid	
17.5X25 GGG E2/L-2		5	\$ 830.00	\$ 4,150.00	No Bid	
14.00X24 G-2		12	\$ 670.00	\$ 8,040.00	No Bid	
14.00R24 Bridgestone VUT		8	\$ 1,200.00	\$ 9,600.00	No Bid	
20.5X25 SGG E-2/L-2		5	\$ 1,650.00	\$ 8,250.00	No Bid	
23.5X25 SGG E-2/L-2		5	\$ 2,200.00	\$ 11,000.00	No Bid	
29.5R25 E-3 22 ply		6	\$ 5,600.00	\$ 33,600.00	No Bid	
13 x 500-8 NHS Turf		2	\$ 225.00	\$ 450.00	No Bid	
23 x 1050-12 NHS Turf		2	\$ 96.00	\$ 192.00	No Bid	
18 x 750-8 Turf		2	\$ 91.00	\$ 182.00	No Bid	
7.50R16 LRG Trailer tire		8	\$ 185.00	\$ 1,480.00	No Bid	
ST235/85R16 LRG Trailer		8	\$ 199.00	\$ 1,592.00	No Bid	
11.4.00-5		2	\$ 35.00	\$ 70.00	No Bid	
20x8.00-10		2	\$ 70.00	\$ 140.00	No Bid	
ST205/75R15 LR C		8	\$ 88.00	\$ 704.00	No Bid	
ST225/75R15 LR D		8	\$ 115.00	\$ 920.00	No Bid	
ST225/90D16 LR E, 105 psi Trailer		8	\$ 185.00	\$ 1,480.00	No Bid	

<b>Section 25B: Generic (cont'd)</b>	<b>Lawson Number</b>	<b>Estimated Annual Quantity</b>	<b>Bid Price per Each</b>	<b>Extended Total</b>	<b>Bid Price per Each</b>	<b>Extended Total</b>
20X10.0-10		8	\$ 70.00	\$ 560.00	No Bid	
18X8.50-8		8	\$ 49.00	\$ 392.00	No Bid	
7.00-15LT Trailer		8	\$ 159.00	\$ 1,272.00	No Bid	
ST175/80R13		10	\$ 69.00	\$ 690.00	No Bid	
LT 9.50 - 16.5 LOAD RANGE "E"		10	\$ 165.10	\$ 1,651.00	No Bid	
ST175/80R13		10	\$ 69.00	\$ 690.00	No Bid	
ST 235/80R16 Trailer		10	\$ 129.00	\$ 1,290.00	No Bid	
24 X 12.00-12 NHS		10	\$ 139.00	\$ 1,390.00	No Bid	
13 x 6.5 – 6		10	\$ 31.00	\$ 310.00	No Bid	
<b>TOTAL FOR SECTION 25B:</b>				<b>\$ 114,339.00</b>		<b>\$ -</b>

**Numatic Roller**

Section 26A: Galaxy Brand Only, No Subs	Lawson Number	Estimated Annual Quantity	Southern Tire Mart		The Goodyear Tire & Rubber Company	
			Bid Price per Each	Extended Total	Bid Price per Each	Extended Total
14/70 –20 20 ply NHS for roller		7	\$ 2,100.00	\$ 14,700.00	No Bid	
14/70 –20 20 ply NHS for roller, blem		7	\$ 2,100.00	\$ 14,700.00	No Bid	
11L- 16 Galaxy Workstar F-3		8	\$ 208.00	\$ 1,664.00	No Bid	
23.1-26 R-1		5	\$ 1,699.00	\$ 8,495.00	No Bid	
23.1-26 R-3 Diamond		7	\$ 1,499.00	\$ 10,493.00	No Bid	
19.5L-24 Ez Rider R-4		4	\$ 739.00	\$ 2,956.00	No Bid	
<b>TOTAL FOR SECTION 26A:</b>			<b>\$ 53,008.00</b>		<b>\$ -</b>	
Section 26B: Generic	Lawson Number	Estimated Annual Quantity	Bid Price per Each	Extended Total	Bid Price per Each	Extended Total
14/70 –20 20 ply NHS for roller		4	\$ 2,100.00	\$ 8,400.00	No Bid	
14/70 –20 20 ply NHS for roller, blem		4	\$ 2,100.00	\$ 8,400.00	No Bid	
11L- 16 Galaxy Workstar F-3		2	\$ 208.00	\$ 416.00	No Bid	
23.1-26 R-1		2	\$ 2,069.11	\$ 4,138.22	No Bid	
23.1-26 R-3 Diamond		4	\$ 1,499.00	\$ 5,996.00	No Bid	
19.5L-24 Ez Rider R-4		2	\$ 739.00	\$ 1,478.00	No Bid	
<b>TOTAL FOR SECTION 26B:</b>			<b>\$ 28,828.22</b>		<b>\$ -</b>	



**COUNTY PURCHASING AGENT**

Fort Bend County, Texas

**Vendor Information**

Jaime Kovar  
Purchasing Agent

Office (281-341-8640)

Legal Company Name (top line of W9)	Southern Tire Mart LLC		
Business Name (if different from legal name)			
Federal ID # or S.S. #	06-1686011	DUNS # 143830128	
Type of Business	<input checked="" type="checkbox"/> Corporation/LLC <input type="checkbox"/> Sole Proprietor/Individual	<input type="checkbox"/> Partnership <input type="checkbox"/> Tax Exempt Organization	Age in Business?
Publicly Traded Business	<input checked="" type="checkbox"/> No <input type="checkbox"/> Yes Ticker Symbol _____		
Remittance Address	Dept. 143 PO Box 1000		
City/State/Zip	Memphis, TN 38148-0143		
Physical Address	800 HWY 98		
City/State/Zip	Columbia MS		
Phone/Fax Number	Phone: 601-424-3215	Fax: 601-651-0655	
Contact Person	Richard Conwill		
E-mail	Richard.conwill@stmtires.com		
Check all that apply to the company listed above and provide certification number.	DBE-Disadvantaged Business Enterprise <input type="checkbox"/>	Certification # _____	<u>Cert Date</u> _____
	SBE-Small Business Enterprise <input type="checkbox"/>	Certification # _____	<u>Exp Date</u> _____
	HUB-Texas Historically Underutilized Business <input type="checkbox"/>	Certification # _____	_____
	WBE-Women's Business Enterprise <input type="checkbox"/>	Certification # _____	_____
Company's gross annual receipts	<\$500,000 _____	\$500,000-\$4,999,999 _____	
	\$5,000,000-\$16,999,999 _____	\$17,000,000-\$22,399,999 _____	
	>\$22,400,000 <input checked="" type="checkbox"/>		
NAICs codes (Please enter all that apply)	326211,326212,423130		
Signature of Authorized Representative			
Printed Name	Richard Conwill		
Title	Director of Government Sales		
Date	8/20/2022		

**THIS FORM MUST BE SUBMITTED WITH THE SOLICITATION RESPONSE**

*Fort Bend County, Texas  
Invitation for Bid*



*Term Contract for Purchase of Tires and Tubes  
BID 22-099*

**SUBMIT BIDS TO:**

Fort Bend County  
Purchasing Department  
Travis Annex  
301 Jackson, Suite 201  
Richmond, TX 77469

Note: All correspondence must include the term  
"Purchasing Department" in address to assist in  
proper delivery.

**SUBMIT NO LATER THAN:**

Tuesday, August 23, 2022  
2:00 PM (Central)

**LABEL ENVELOPE:**

BID 22-099  
TIRES & TUBES

***ALL BIDS MUST BE RECEIVED IN AND TIME/DATE STAMPED BY THE PURCHASING OFFICE  
OF FORT BEND COUNTY BEFORE THE SPECIFIED TIME/DATE STATED ABOVE.  
BIDS RECEIVED AS REQUIRED WILL THEN BE OPENED AND PUBLICLY READ.  
BIDS RECEIVED AFTER THE SPECIFIED TIME, WILL BE RETURNED UNOPENED.***

Results will not be given by phone.  
Results will be provided to bidder in writing  
after the Commissioners Court awards.

Requests for information must be in  
writing and directed to:  
Brooke Lindemann  
Senior Buyer  
[Brooke.Lindemann@fortbendcountytexas.gov](mailto:Brooke.Lindemann@fortbendcountytexas.gov)

**Vendor Responsibilities:**

- Download and complete any addendums. (Addendums will be posted on the Fort Bend County website no later than 48 hours prior to bid opening)
- Submit response in accordance with requirements stated on the cover of this document.
- DO NOT submit responses via email or fax.

**1.0 GENERAL REQUIREMENTS:**

- 1.1 Read this entire document carefully. Follow all instructions. You are responsible for fulfilling all requirements and specifications. Be sure you understand them.
- 1.2 General Requirements apply to all advertised bids, however, these may be superseded, whole or in part, by the scope, special requirements, specifications, special specifications or other data contained herein.
- 1.3 Governing Law: Bidder is advised that these requirements shall be fully governed by the laws of the State of Texas and that Fort Bend County may request and rely on advice, decisions and opinions of the Attorney General of Texas and the County Attorney concerning any portion of these requirements.
- 1.4 Bid Document Completion: Fill out, initial each page, sign, and return ONE (1) complete bid document to the Fort Bend County Purchasing Department. An authorized representative of the bidder must sign the Contract Sheet. Do not complete the date at the top of the contract sheet. The bid document must be in a sealed envelope marked with the appropriate bid number and title. The contract will be binding only when signed by the County Judge, Fort Bend County and a purchase order authorizing the item(s) desired has been issued. The use of correction fluid is not acceptable and may result in the disqualification of bid. If an error is made, the bidder must draw a line through error and initial each change. All response, typed or written, information must be clear and legible.

If a pricing form in Excel is included and posted on the County's website amongst this bid document, the Vendor must download, complete and save the Excel (not a PDF of the Excel file) file of the pricing form on a flash drive. The Excel file on the flash drive must be downloadable by the Purchasing Department in order to copy and paste the vendor's pricing to the County's tabulation. The flash drive must be labeled and included in the same sealed envelope with the respondent's completed bid document along with a printed copy of the pricing form completed by the vendor.

- 1.5 Bid Returns: Bidders must return completed bid document to the Fort Bend County Purchasing Department at 301 Jackson, Suite 201, Richmond, Texas no later than 2:00 P.M. on the date specified. Late bids will not be accepted. Bids must be submitted in a sealed envelope, addressed as follows: Fort Bend County Purchasing Agent, Travis Annex, 301 Jackson, Suite 201, Richmond, Texas 77469.
- 1.6 Governing Document: In the event of any conflict between the terms and provisions of these requirements and the specifications, the specifications shall govern. In the event of any conflict of interpretation of any part of this overall document, Fort Bend County's interpretation shall govern.
- 1.7 Addenda: No interpretation of the meaning of the drawings, specifications or other

Initials of Bidder: \_\_\_\_\_



bid documents will be made to any bidder orally. All requests for such interpretations must be made in writing addressed to Brooke Lindemann, Senior Buyer, 301 Jackson, Suite 201, Richmond, Texas 77469, e-mail: [Brooke.Lindemann@fortbendcountytexas.gov](mailto:Brooke.Lindemann@fortbendcountytexas.gov). Any and all interpretations and any supplemental instructions will be in the form of written addenda to the contract documents which will be posted on Fort Bend County's website. Addenda will **ONLY** be issued by the Fort Bend County Purchasing Agent. It is the sole responsibility of each bidder to insure receipt of any and all addenda. All addenda issued will become part of the contract documents. Bidders must sign and include addendum in the returned bid package. Deadline for submission of questions and/or clarification is **Tuesday, August 16, 2022 at 9:00 AM (CST)**. Requests received after the deadline will not be responded to due to the time constraints of this bid process.

- 1.8 Hold Harmless Agreement: Contractor shall indemnify and hold Fort Bend County harmless from all claims for personal injury, death and/or property damage arising from any cause whatsoever, resulting directly or indirectly from contractor's performance. Contractor shall procure and maintain, with respect to the subject matter of this bid, appropriate insurance coverage including, as a minimum, public liability and property damage with adequate limits to cover contractor's liability as may arise directly or indirectly from work performed under terms of this bid. Certification of such coverage must be provided to the County upon request.
- 1.9 Waiver of Subrogation: Bidder and bidder's insurance carrier waive any and all rights whatsoever with regard to subrogation against Fort Bend County as an indirect party to any suit arising out of personal or property damages resulting from bidder's performance under this agreement.
- 1.10 Severability: If any section, subsection, paragraph, sentence, clause, phrase or word of these requirements or the specifications shall be held invalid, such holding shall not affect the remaining portions of these requirements and the specifications and it is hereby declared that such remaining portions would have been included in these requirements and the specifications as though the invalid portion had been omitted.
- 1.11 Bonds: If this bid requires submission of bid guarantee and performance bond, there will be a separate page explaining those requirements. Bids submitted without the required bid bond or cashier's checks are not acceptable. Bond/s or cashier's check must be complete with all required signatures.
- 1.12 Taxes: Fort Bend County is exempt from all federal excise, state and local taxes unless otherwise stated in this document. Fort Bend County claims exemption from all sales and/or use taxes under Chapter 20, Title 122a, Vernon's Texas Civil Statutes, as amended. Texas Limited Sales Tax Exemption Certificates will be furnished upon written request to the Fort Bend County Purchasing Department.

Initials of Bidder: BC

- 1.13 Fiscal Funding: A multi-year lease or lease/purchase arrangement (if requested by the specifications), or any contract continuing as a result of an extension option, must include fiscal funding out. If, for any reason, funds are not appropriated to continue the lease or contract, said lease or contract shall become null and void. After expiration of the lease, leased equipment shall be removed by the bidder from the using department without penalty of any kind or form to Fort Bend County. All charges and physical activity related to delivery, installation, removal and redelivery shall be the responsibility of the bidder.
- 1.14 Pricing: Prices for all goods and/or services shall be firm for the duration of this contract and shall be stated in the bid spreadsheet. Prices shall be all inclusive. No price changes, additions, or subsequent qualifications will be honored during the course of the contract. All prices must be written in ink or typewritten. Pricing on all transportation, freight, and other charges are to be prepaid by the contractor and included in the bid prices. If there are any additional charges of any kind, other than those mentioned above, specified or unspecified, bidder MUST indicate the items required and attendant costs or forfeit the right to payment for such items.
- 1.15 Silence of Specifications: The apparent silence of specifications as to any detail, or the apparent omission from it of a detailed description concerning any point, shall be regarded as meaning that only the best commercial practice is to prevail and that only material and workmanship of the finest quality are to be used. All interpretations of specifications shall be made on the basis of this statement. The items furnished under this contract shall be new, unused of the latest product in production to commercial trade and shall be of the highest quality as to materials used and workmanship. Manufacturer furnishing these items shall be experienced in design and construction of such items and shall be an established supplier of the item bid.
- 1.16 Supplemental Materials: Bidders are responsible for including all pertinent product data in the returned bid package. Literature, brochures, data sheets, specification information, completed forms requested as part of the bid package and any other facts which may affect the evaluation and subsequent contract award should be included. Materials such as legal documents and contractual agreements, which the bidder wishes to include as a condition of the bid, must also be in the returned bid package. Failure to include all necessary and proper supplemental materials may be cause to reject the entire bid.
- 1.17 Material Safety Data Sheets: Under the "Hazardous Communication Act", commonly known as the "Texas Right To Know Act", a bidder must provide to County and using departments, with each delivery, material safety data sheets, which are, applicable to hazardous substances defined in the Act. Bidders are obligated to maintain a current, updated file in the Fort Bend County Purchasing Department. Failure of the bidder to maintain such a file will be cause to reject any bid applying thereto.

Initials of Bidder:           

RE

- 1.18 Name Brands: Specifications may reference name brands and model numbers. It is not the intent of Fort Bend County to restrict these bids in such cases, but to establish a desired quality level of merchandise or to meet a pre-established standard due to like existing items. Bidders may offer items of equal stature and the burden of proof of such stature rests with them. Vendors bidding “or equal” items are required to provide manufacturer’s specifications of both, the specified item and the “equal to” item, and documentation proving equality. Fort Bend County shall act as sole judge in determining equality and acceptability of products offered.
- 1.19 Color Selection: Determination of colors of materials is a right reserved by the using department unless otherwise specified in the bid. Unspecified colors shall be quoted as standard colors, not colors, which require up charges or special handling. Unspecified fabrics or vinyl should be construed as medium grade. If bidder fails to get color/material approvals prior to delivery of merchandise, the using department may refuse to accept the items and demand correct shipment without penalty, subject to other legal remedies.
- 1.20 Evaluation: Evaluation shall be used as a determinant as to which bid items or services are the most efficient and/or most economical for the County. It shall be based on all factors, which have a bearing on price and performance of the items in the user environment. All bids are subject to tabulation by the Fort Bend County Purchasing Department and recommendation to Fort Bend County Commissioners Court. Compliance with all bid requirements, delivery and needs of the using department are considerations in evaluating bids. Pricing is NOT the only criteria for making a recommendation. The Fort Bend County Purchasing Department reserves the right to contact any bidder, at any time, to clarify, verify or request information with regard to any bid.
- 1.21 Inspections: Fort Bend County reserves the right to inspect any item(s) or service location for compliance with specifications and requirements and needs of the using department. If a bidder cannot furnish a sample of a bid item, where applicable, for review, or fails to satisfactorily show an ability to perform, the County can reject the bid as inadequate.
- 1.22 Testing: Fort Bend County reserves the right to test equipment, supplies, material and goods bid for quality, compliance with specifications and ability to meet the needs of the user. Demonstration units must be available for review. Should the goods or services fail to meet requirements and/or be unavailable for evaluation, the bid is subject to rejection.
- 1.23 Disqualification of Bidder: Upon signing this bid document, a bidder offering to sell supplies, materials, services, or equipment to Fort Bend County certifies that the bidder has not violated the antitrust laws of this state codified in section 15.01, et seq., Business & Commerce Code, or the federal antitrust laws, and has not communicated directly or indirectly the bid made to any competitor or any other

Initials of Bidder: RC

person engaged in such line of business. Any or all bids may be rejected if the County believes that collusion exists among the bidders. Bids in which the prices are obviously unbalanced may be rejected. If multiple bids are submitted by a bidder and after the bids are opened, one of the bids is withdrawn, the result will be that all of the bids submitted by that bidder will be withdrawn; however, nothing herein prohibits a vendor from submitting multiple bids for different products or services.

- 1.24 Awards: Fort Bend County reserves the right to award this contract on the basis of lowest and best bid in accordance with the laws of the State of Texas, to waive any formality or irregularity, to make awards to more than one bidder, to reject any or all bids. In the event the lowest dollar bidder meeting specifications is not awarded a contract, the bidder may appear before the Commissioners Court and present evidence concerning his responsibility. An award is final only upon formal execution by the Fort Bend County Commissioners Court or the Fort Bend County Purchasing Agent. Fort Bend County reserves the right to withdraw any award until execution by the proper authority.
- 1.25 Assignment: The successful vendor may not assign, sell or otherwise transfer this contract without written permission of Fort Bend County Commissioners Court.
- 1.26 Term Contracts: If the contract is intended to cover a specific time period, said time will be given in the specifications under scope.
- 1.27 Maintenance: Maintenance required for equipment bid should be available in Fort Bend County by a manufacturer authorized maintenance facility. Costs for this service shall be shown on the bid sheet as requested or on a separate sheet, as required. If Fort Bend County opts to include maintenance, it shall be so stated in the purchase order and said cost will be included. Service will commence only upon expiration of applicable warranties and should be priced accordingly.
- 1.28 Contract Obligation: Fort Bend County Commissioners Court must award the contract and the County Judge or other person authorized by the Fort Bend County Commissioners Court must sign the contract before it becomes binding on Fort Bend County or the bidders. Department heads are not authorized to sign agreements for Fort Bend County. Binding agreements shall remain in effect until all products and/or services covered by this purchase have been satisfactorily delivered and accepted.
- 1.29 Title Transfer: Title and Risk of Loss of goods shall not pass to Fort Bend County until Fort Bend County actually receives and takes possession of the goods at the point or points of delivery. Receiving times may vary with the using department. Generally, deliveries may be made between 8:30 a.m. and 4:00 p.m., Monday through Friday. Bidders are advised to consult the using department for instructions. The place of delivery shall be shown under the "Special Requirement" section of this bid document and/or on the Purchase Order as a "Ship To:" address.

Initials of Bidder: ve

- 1.30 Purchase Order and Delivery: The successful bidder shall not deliver products or provide services without a Fort Bend County Purchase Order, signed by an authorized agent of the Fort Bend County Purchasing Department. The fastest, most reasonable delivery time shall be indicated by the bidder in the proper place on the bid sheet. Any special information concerning delivery should also be included, on a separate sheet, if necessary. All items shall be shipped F.O.B. inside delivery unless otherwise stated in the specifications. This shall be understood to include bringing merchandise to the appropriate room or place designated by the using department. Every tender or delivery of goods must fully comply with all provisions of these requirements and the specifications including time, delivery and quality. Nonconformance shall constitute a breach, which must be rectified prior to expiration of the time for performance. Failure to rectify within the performance period will be considered cause to reject future deliveries and cancellation of the contract by Fort Bend County without prejudice to other remedies provided by law. Where delivery times are critical, Fort Bend County reserves the right to award accordingly.
- 1.31 Contract Extension: Extensions may be made only by written agreement between Fort Bend County and the bidder. Any price escalations are limited to those stated by the bidder in the original bid.
- 1.32 Termination: Fort Bend County reserves the right to terminate the contract for default if Seller breaches any of the terms therein, including warranties of bidder or if the bidder becomes insolvent or commits acts of bankruptcy. Such right of termination is in addition to and not in lieu of any other remedies, which Fort Bend County may have in law or equity. Default may be construed as, but not limited to, failure to deliver the proper goods and/or services within the proper amount of time, and/or to properly perform any and all services required to Fort Bend County's satisfaction and/or to meet all other obligations and requirements. Contracts may be terminated without cause upon thirty (30) days written notice to either party unless otherwise specified.
- 1.33 Recycled Materials: Fort Bend County encourages the use of products made of recycled materials and shall give preference in purchasing to products made of recycled materials if the products meet applicable specifications as to quantity and quality. Fort Bend County will be the sole judge in determining product preference application.
- 1.34 Interlocal Participation: Additional governmental entities may purchase from this bid. Vendor agrees to accept purchase orders from those participating entities and to invoice each entity separately.
- 1.35 Escalation Clause: Successful bidder may apply for a price increase to the Fort Bend County Purchasing Agent. The County Purchasing Agent will review, and, if increase is deemed warranted, place the request on Fort Bend County's Commissioners Court agenda for their action of approval or disapproval. Approval

Initials of Bidder: pe

by the County's Commissioner's Court is required. Any proposed price increase will only be the amount increased to the vendor from his/her supplier. The price increase request must be stated on the vendor's letterhead with the bid number and name in the subject including, in columns, for each item: item description, original bid price, percent of increase, and the total cost of the original bid price including the increased dollar amount. Written documentation from the vendor's supplier of the increase notice must be provided to the Purchasing Agent at time of increase request. No application for a price increase may be submitted within the first twelve (12) month term of this contract. Increase requests of more than 25% of the original bid price will not be considered.

- 1.36 Modifications: This instrument contains the entire Contract between the parties relating to the rights herein granted and obligations herein assumed. Any oral or written representations or modifications concerning this instrument shall be of no force and effect excepting a subsequent written modification signed by both parties hereto.

## 2.0 TERMS & CONDITIONS:

- 2.1 Seller to Package Goods: Seller will package goods in accordance with good commercial practice. Each delivery container shall be clearly and permanently marked as follows (a) Seller's name and address; (b) Consignee's name, address and purchase order number and the bid number if applicable; (c) Container number and total number of containers (e.g. box 1 of 4 boxes); and (d) the number of the container bearing the packing slip. Seller shall bear cost of packaging unless otherwise provided. Goods shall be suitably packed to secure lowest transportation costs and to conform to requirements of common carriers and any applicable specifications. Fort Bend County's count or weight shall be final and conclusive on shipments not accompanied by packing list.
- 2.2 Shipment Under Reservation Prohibited: Seller is not authorized to ship goods under reservation and no tender of a bill of lading will operate as a tender of goods.
- 2.3 Title and Risk of Loss: The title and risk of loss of the goods shall not pass to the County until a County employee actually receives and takes possession of the goods at the point or points of delivery.
- 2.4 Delivery Terms: F.O.B. Destination Freight Prepaid, Inside Delivery, unless delivery terms are specified otherwise on Purchase Order.
- 2.5 No Replacement of Defective Tender: Every tender or delivery of goods must fully comply with all provisions of the Purchase Order as to time of delivery, quality and the like. If a tender is made which does not fully conform, this shall constitute a breach and Seller shall not have the right to substitute a conforming tender.

Initials of Bidder:           pe

- 2.6 Place of Delivery: The place of delivery shall be that set forth in the block of the purchase order entitled "Ship To". Any change thereto shall be effective by modification as provided for in Clause number 2.20 "Modifications", hereof. The terms of this agreement are "no arrival, no sale", at the discretion of Fort Bend County.
- 2.7 Invoices and Payments:
- 2.7.1 Seller shall submit separate invoices, in duplicate. Invoices shall indicate the purchase order number and the bid number if applicable. Invoices shall be itemized and transportation charges, if any, shall be listed separately. A copy of the bill of lading, and the freight waybill when applicable should be attached to the invoice.
- 2.7.2 Fort Bend County's obligation is payable only and solely from funds available for the purpose of this purchase. Lack of funds shall render the order null and void to the extent funds are not available and any delivered but unpaid goods will be returned to Seller by the county.
- 2.7.3 Do not include Federal Excise, State, or City Sales Tax. Fort Bend County is a tax-exempt governmental entity.
- 2.8 Gratuities: Fort Bend County may, by written notice to the Seller, cancel any order without liability, if it is determined by the County that gratuities, in the form of entertainment, gifts, or otherwise were offered or given by the Seller, or any agent or representative of the Seller to any officer or employee of Fort Bend County with a view toward securing an order. In the event an order is canceled by the County pursuant to this provision, the County shall be entitled, in addition to any other rights and remedies, to recover or withhold the amount of the cost incurred by Seller in providing such gratuities.
- 2.9 Special Tools and Test Equipment: If the price stated on the face of an order includes the cost of any special tooling or special test equipment fabricated or required by Seller for the purpose of filing this order, such special tooling equipment and any process sheets related thereto shall become the property of the County and to the extent feasible shall be identified by the Seller as such.
- 2.10 Warranty/Price:
- 2.10.1 The price to be paid by the County shall be that contained in Seller's bid which Seller warrants to be no higher than Seller's current prices on orders by others for products of the kind and specification covered by an order for similar quantities under similar or like conditions and methods of purchase. In the event Seller breaches this warranty the prices of the items shall be reduced to the Seller's current prices on orders by others. Fort Bend County

Initials of Bidder: ve

may cancel this contract without liability.

- 2.10.2 The Seller warrants that no person or selling agency has been employed or retained to solicit or secure any County order based upon any agreement or understanding for commission, percentage, brokerage, or contingent fee excepting bona fide employees of bona fide established commercial or selling agencies maintained by the Seller for the purpose of securing business. A breach or violation of this warranty gives the County the right, in addition to any other right or rights, to cancel this contract without liability.
- 2.11 Warranty Product: Seller shall not limit or exclude any implied warranties and any attempt to do so shall render an order voidable at the option of the County. Seller warrants that the goods furnished will conform to the specifications, drawings, and description listed in the bid invitation and purchase order as applicable, and to the sample(s) furnished by Seller if any. In the event of a conflict between the specifications, drawings, and descriptions, the specifications shall govern.
- 2.12 Safety Warranty: Seller warrants that the product sold to Fort Bend County shall conform to the standards promulgated by the U.S. Department of Labor under the Occupational Safety and Health Act of 1970. In the event the product does not conform to OSHA standards, the County may return the product for correction or replacement at the Seller's expense. In the event Seller fails to make the appropriate correction within 10 days, correction made by the County will be at Seller's expense.
- 2.13 No Warranty by Fort Bend County Against Infringements: As part of a contract for sale Seller agrees to ascertain whether goods manufactured in accordance with the specifications will give rise to the rightful claim of any third person by way of infringement. Fort Bend County makes no warranty that the production of goods according to the specification will not give rise to such a claim and in no event shall Fort Bend County be liable to Seller for indemnification in the event the Seller is sued on the grounds of infringement or the like. If Seller is of the opinion that an infringement will result, he will notify Fort Bend County to this effect in writing within two days after the receiving Purchase Order. If the County does not receive notice and is subsequently held liable for the infringement, Seller will defend and save the County harmless. If Seller in good faith ascertains that production of the goods in accordance with the specifications will result in infringement, this contract shall be null and void except that the County will pay Seller the reasonable cost of his search as to infringements.
- 2.14 Right of Inspection: The County shall have the right to inspect the goods at delivery before accepting them.
- 2.15 Cancellation: Fort Bend County shall have the right to cancel for default all or any part of the undelivered portion of an order if Seller breaches any of the terms hereof including warranties of Seller, or if the Seller becomes insolvent or files for

Initials of Bidder: pe

protection under the bankruptcy laws. Such rights of cancellation are in addition to and not in lieu of any other remedies, which Fort Bend County may have in law or equity.

- 2.16 Termination: The performance of work under a Purchase Order may be terminated in whole or in part by the County in accordance with this provision. Termination of work there under shall be effected by the delivery to the Seller of a "Notice of Termination" specifying the extent to which performance of work under the order is terminated and the date upon which such termination becomes effective. Such right of termination is in addition to and not in lieu of rights of Fort Bend County set forth in Clause 15 herein.
- 2.17 Force Majeure: Force Majeure means a delay encountered by a party in the performance of its obligations under this Agreement, which is caused by an event beyond the reasonable control of that party. Without limiting the generality of the foregoing, "Force Majeure" shall include but not be restricted to the following types of events: acts of God or public enemy; acts of governmental or regulatory authorities; fires, floods, epidemics or serious accidents; unusually severe weather conditions; strikes, lockouts, or other labor disputes; and defaults by subcontractors.
- In the event of a Force Majeure, the affected party shall not be deemed to have violated its obligations under this Agreement, and the time for performance of any obligations of that party shall be extended by a period of time necessary to overcome the effects of the Force Majeure, provided that the foregoing shall not prevent this Agreement from terminating in accordance with the termination provisions. If any event constituting a Force Majeure occurs, the affected party shall notify the other parties in writing, within twenty-four (24) hours, and disclose the estimated length of delay, and cause of the delay.
- 2.18 Assignment-Delegation: No right or interest in an order shall be assigned or delegation of any obligation made by Seller without the written permission of Fort Bend County. Any attempted assignment or delegation by Seller shall be wholly void and totally ineffective for all purposes unless made in conformity with this paragraph.
- 2.19 Waiver: No claim or right arising out of a breach of any contract can be discharged in whole or in part by a waiver or renunciation of the claim or right unless the waived or renunciation is supported by consideration and is in writing signed by the aggrieved party.
- 2.20 Modification: A Purchase Order can be modified or rescinded only by a writing signed by both of the parties or their duly authorized agents.
- 2.21 Parol Evidence: This writing is intended by the parties as a final expression of their agreement and is intended also as a complete and exclusive statement of the terms of this agreement. No course of prior dealings between the parties and no usage of the

Initials of Bidder:           

pe

trace shall be relevant to supplement or explain any terms rendered under this agreement and shall not be relevant to determine the meaning of this agreement even though the accepting or acquiescing party has knowledge of the performance and opportunity for objection. Whenever a term defined by the Uniform Commercial Code is used in this agreement, the definition contained in the Code is to control.

- 2.22 **Applicable Law:** This agreement shall be governed by the Uniform Commercial Code. Whenever the term "Uniform Commercial Code" is used it shall be construed as meaning the Uniform Commercial Code as adopted in the State of Texas and in effective on the date of the purchase order.
- 2.23 **Advertising:** Seller shall not advertise or publish, without the County's prior consent the fact that Fort Bend County has entered into any contract, except to the extent necessary to comply with proper requests for information from an authorized representative of the federal, state, or local government.
- 2.24 **Right to Assurance:** Whenever the County in good faith has reason to question the other party's intent to perform. The County may demand that the other party give written assurance of his intent to perform. In the event that a demand is made and no assurance is given within five (5) days, the County may treat this failure as an anticipatory repudiation of the contract.
- 2.25 **Venue:** Both parties agree that venue for any litigation arising from this contract shall lie in Richmond, Fort Bend County, Texas.
- 2.26 **Prohibition Against Personal Interest in Contracts:** No officer or employee of the County shall have a financial interest, direct or indirect, in any contract with the County, or shall be financially interested, directly or indirectly, in the sale to the County of any land, materials, supplies, or service, except on behalf of the County as an officer or employee. Any willful violation of this section shall constitute malfeasance in office, and any officer or employee guilty thereof shall be subject to disciplinary action under applicable laws, statutes and codes of the State of Texas. Any violation of this section, with the knowledge, expressed or implied of the person or corporation contracting with the County shall render the contract involved voidable by the County Commissioners Court.

**3.0 SCOPE:**

It is the intent of Fort Bend County to contract with one (1) vendor to provide and deliver tires and tubes which meet or exceed the specifications contained herein.

**4.0 TERM OF CONTRACT:**

The term of this contract is **October 1, 2022 through September 30, 2023**, renewable annually for four (4) years (through September, 2027) under the same terms and conditions if mutually agreeable

Initials of Bidder:           



by both parties. Either party for any reason may terminate this contract by giving thirty (30) days written notice of the intent to terminate.

**5.0 TEXAS ETHICS COMMISSION FORM 1295:**

- 5.1 Effective January 1, 2016 all contracts executed by Commissioners Court, regardless of the dollar amount, will require completion of Form 1295 "Certificate of Interested Parties", per the new Government Code Statute §2252.908. All vendors submitting a response to a formal Bid, RFP, SOQ or any contracts, contract amendments, renewals or change orders are required to complete the Form 1295 online through the State of Texas Ethics Commission website. Please visit: [https://www.ethics.state.tx.us/whatsnew/elf\\_info\\_form1295.htm](https://www.ethics.state.tx.us/whatsnew/elf_info_form1295.htm).
- 5.2 On-line instructions:
- 5.2.1 Name of governmental entity is to read: Fort Bend County.
- 5.2.2 Identification number used by the governmental entity is: B22-099.
- 5.2.3 Description is the title of the solicitation: Tires and Tubes.
- 5.3 Apparent low bidder(s) will be required to provide the Form 1295 within three (3) calendar days from notification; however, if your company is publicly traded you are not required to complete this form.

**6.0 STATE LAW REQUIREMENTS FOR CONTRACTS:**

The contents of this section are required by Texas Law and are included by County regardless of content.

- 6.1 Agreement to Not Boycott Israel Chapter 2271 Texas Government Code: Contractor verifies that if Contractor employs ten (10) or more full-time employees and this Agreement has a value of \$100,000 or more, Contractor does not boycott Israel and will not boycott Israel during the term of this Contract.
- 6.2 Texas Government Code Section 2251.152 Acknowledgment: By signature on vendor form, Contractor represents pursuant to Section 2252.152 of the Texas Government Code, that Contractor is not listed on the website of the Comptroller of the State of Texas concerning the listing of companies that are identified under Section 806.051, Section 807.051 or Section 2253.153.

**7.0 HUMAN TRAFFICKING:**

By acceptance of this contract, Contractor acknowledges that Fort Bend County is opposed to human trafficking and that no County funds will be used in support of services or activities that violate human trafficking laws.

Initials of Bidder:     *pe*

**8.0 ASSIGNMENT:**

Contractor shall not sell, assign, transfer or convey these services, in whole or in part, without the prior written consent of Fort Bend County and as a condition of such consent, contractor shall remain liable for completion of the services in the event of default by the successor contractor or assignee.

**9.0 EVALUATION:**

To determine the lowest and best bid, bidders may be required to provide samples of product bid. A performance evaluation may be conducted by County personnel to determine acceptability of product. Fort Bend County will act as sole judge in determining acceptability of products offered.

**10.0 AWARD:**

This contract will be awarded to the low bidder per section meeting specifications.

**11.0 SPECIFICATIONS AND PRICING:**

Specifications are located in the Excel pricing form downloadable from Fort Bend County's website. Provide bid prices in the electronic Excel file and return as stated in Section 1.4 and 1.5. See Name Brand Clause 1.18.

**12.0 DELIVERY:**

- 12.1 Vendor must complete delivery within two (2) working days after receipt of purchase order unless otherwise stated. Vendor must notify Purchasing within four (4) hours of receipt of purchase order if tires are not available.
- 12.2 In those extremely rare cases where a Department needs a particular tire(s) immediately, Fort Bend County reserves the right to purchase that tire(s) on the open market without endangering this contract.
- 12.3 The successful bidder shall not deliver products or provide services as part of this contract without a Purchase Order issued by the Fort Bend County Purchasing Agent.
- 12.4 Fort Bend County reserves the right to add or delete delivery locations as needed.
- 12.5 All deliveries must be made and completed between 8:00 AM and 3:00 PM, CST, Monday through Friday.
- 12.6 No deliveries on County holidays.

Initials of Bidder:                     

*pe*

12.7 Deliveries will be made to the following departments:

Road and Bridge  
201 Payne Lane  
Crabb Texas 77469

Road and Bridge  
12919 ½ Dairy Ashford  
Sugar Land Texas 77478

Road and Bridge  
3743 School Street  
Needville Texas 77461

Road and Bridge  
19310 Beechnut  
Richmond Texas 77469

Drainage District  
1022 Blume Road  
Rosenberg Texas 77471

Vehicle Maintenance  
230 Old Legion Drive  
Richmond Texas 77469

**13.0 VENDOR STATUS:**

The awarded vendor is required to hold an **active** status on the SAM.gov website <https://sam.gov/content/home> along with the Texas Comptroller Taxable Entity website <https://mycpa.cpa.state.tx.us/coa/>.

**14.0 REQUIRED FORMS:**

All vendors submitting are required to complete and provide with submission along with any other documentation as stated herein:

- 14.1 Vendor Form
- 14.2 W9 Form
- 14.3 Tax Form/Debt/Residence Certification
- 14.4 Contractor Acknowledgement of Stormwater Management Program

**Contract Sheet  
Bid 22-099**

**THE STATE OF TEXAS  
COUNTY OF FORT BEND**


This memorandum of agreement made and entered into on the 6 day of September, 2022,  
by and between Fort Bend County in the State of Texas (hereinafter designated County), acting herein by  
County Judge KP George, by virtue of an order of Fort Bend County Commissioners Court, and  
Southern Tire Mart, LLC (hereinafter designated Contractor).  
(company name)


WITNESSETH:

The Contractor and the County agree that the bid and specifications for **Purchase of Tires and Tubes** which  
are hereto attached and made a part hereof, together with this instrument and the bond (when required) shall  
constitute the full agreement and contract between parties and for furnishing the items set out and described;  
the County agrees to pay the prices stipulated in the accepted bid.

It is further agreed that this contract shall not become binding or effective until signed by the parties hereto  
and a purchase order authorizing the items desired has been issued.

Executed at Richmond, Texas this 6th day of September 2022.

By:  **Fort Bend County, Texas**  
County Judge KP George **County Judge, KP George**

By:   
**Signature of Contractor**

By: Richard Conwill, Director of Government Sales  
**Printed Name and Title**

## Request for Taxpayer Identification Number and Certification

**Give Form to the  
 requester. Do not  
 send to the IRS.**

▶ Go to [www.irs.gov/FormW9](http://www.irs.gov/FormW9) for instructions and the latest information.

Print or type. See Specific Instructions on page 3.	<p><b>1</b> Name (as shown on your income tax return). Name is required on this line; do not leave this line blank.  <b>SOUTHERN TIRE MART, LLC</b></p> <p><b>2</b> Business name/disregarded entity name, if different from above</p> <p><b>3</b> Check appropriate box for federal tax classification of the person whose name is entered on line 1. Check only <b>one</b> of the following seven boxes.</p> <p><input type="checkbox"/> Individual/sole proprietor or single-member LLC    <input type="checkbox"/> C Corporation    <input type="checkbox"/> S Corporation    <input type="checkbox"/> Partnership    <input type="checkbox"/> Trust/estate</p> <p><input checked="" type="checkbox"/> Limited liability company. Enter the tax classification (C=C corporation, S=S corporation, P=Partnership) ▶ <b>S</b></p> <p><small><b>Note:</b> Check the appropriate box in the line above for the tax classification of the single-member owner. Do not check LLC if the LLC is classified as a single-member LLC that is disregarded from the owner unless the owner of the LLC is another LLC that is <b>not</b> disregarded from the owner for U.S. federal tax purposes. Otherwise, a single-member LLC that is disregarded from the owner should check the appropriate box for the tax classification of its owner.</small></p> <p><input type="checkbox"/> Other (see instructions) ▶</p>	<p><b>4</b> Exemptions (codes apply only to certain entities, not individuals; see instructions on page 3):</p> <p>Exempt payee code (if any) <u>5</u></p> <p>Exemption from FATCA reporting code (if any) _____</p> <p><small>(Applies to accounts maintained outside the U.S.)</small></p>
	<p><b>5</b> Address (number, street, and apt. or suite no.) See instructions.  <b>800 HIGHWAY 98</b></p> <p><b>6</b> City, state, and ZIP code  <b>COLUMBIA, MS 39429</b></p> <p><b>7</b> List account number(s) here (optional)</p>	<p>Requester's name and address (optional)</p>

### Part I Taxpayer Identification Number (TIN)

Enter your TIN in the appropriate box. The TIN provided must match the name given on line 1 to avoid backup withholding. For individuals, this is generally your social security number (SSN). However, for a resident alien, sole proprietor, or disregarded entity, see the instructions for Part I, later. For other entities, it is your employer identification number (EIN). If you do not have a number, see *How to get a TIN*, later.

**Note:** If the account is in more than one name, see the instructions for line 1. Also see *What Name and Number To Give the Requester* for guidelines on whose number to enter.

Social security number										
<table style="width: 100%; border-collapse: collapse;"> <tr> <td style="width: 25%; border: 1px solid black;"> </td> <td style="width: 25%; border: 1px solid black;"> </td> <td style="width: 25%; border: 1px solid black;"> </td> <td style="width: 25%; border: 1px solid black;"> </td> </tr> <tr> <td style="text-align: center;">-</td> <td style="text-align: center;">-</td> <td style="text-align: center;">-</td> <td style="text-align: center;">-</td> </tr> </table>					-	-	-	-		
-	-	-	-							
or										
Employer identification number										
<table style="width: 100%; border-collapse: collapse;"> <tr> <td style="width: 25%; border: 1px solid black;">0</td> <td style="width: 25%; border: 1px solid black;">6</td> <td style="width: 25%; border: 1px solid black;">-</td> <td style="width: 25%; border: 1px solid black;">1</td> <td style="width: 25%; border: 1px solid black;">6</td> <td style="width: 25%; border: 1px solid black;">8</td> <td style="width: 25%; border: 1px solid black;">9</td> <td style="width: 25%; border: 1px solid black;">0</td> <td style="width: 25%; border: 1px solid black;">1</td> <td style="width: 25%; border: 1px solid black;">1</td> </tr> </table>	0	6	-	1	6	8	9	0	1	1
0	6	-	1	6	8	9	0	1	1	

### Part II Certification

Under penalties of perjury, I certify that:

1. The number shown on this form is my correct taxpayer identification number (or I am waiting for a number to be issued to me); and
2. I am not subject to backup withholding because: (a) I am exempt from backup withholding, or (b) I have not been notified by the Internal Revenue Service (IRS) that I am subject to backup withholding as a result of a failure to report all interest or dividends, or (c) the IRS has notified me that I am no longer subject to backup withholding; and
3. I am a U.S. citizen or other U.S. person (defined below); and
4. The FATCA code(s) entered on this form (if any) indicating that I am exempt from FATCA reporting is correct.

**Certification instructions.** You must cross out item 2 above if you have been notified by the IRS that you are currently subject to backup withholding because you have failed to report all interest and dividends on your tax return. For real estate transactions, item 2 does not apply. For mortgage interest paid, acquisition or abandonment of secured property, cancellation of debt, contributions to an individual retirement arrangement (IRA), and generally, payments other than interest and dividends, you are not required to sign the certification, but you must provide your correct TIN. See the instructions for Part II, later.

**Sign Here**

Signature of U.S. person ▶

*Jamie Price*

Date ▶ **8/18/2022**

### General Instructions

Section references are to the Internal Revenue Code unless otherwise noted.

**Future developments.** For the latest information about developments related to Form W-9 and its instructions, such as legislation enacted after they were published, go to [www.irs.gov/FormW9](http://www.irs.gov/FormW9).

### Purpose of Form

An individual or entity (Form W-9 requester) who is required to file an information return with the IRS must obtain your correct taxpayer identification number (TIN) which may be your social security number (SSN), individual taxpayer identification number (ITIN), adoption taxpayer identification number (ATIN), or employer identification number (EIN), to report on an information return the amount paid to you, or other amount reportable on an information return. Examples of information returns include, but are not limited to, the following.

- Form 1099-INT (interest earned or paid)

- Form 1099-DIV (dividends, including those from stocks or mutual funds)
- Form 1099-MISC (various types of income, prizes, awards, or gross proceeds)
- Form 1099-B (stock or mutual fund sales and certain other transactions by brokers)
- Form 1099-S (proceeds from real estate transactions)
- Form 1099-K (merchant card and third party network transactions)
- Form 1098 (home mortgage interest), 1098-E (student loan interest), 1098-T (tuition)
- Form 1099-C (canceled debt)
- Form 1099-A (acquisition or abandonment of secured property)

Use Form W-9 only if you are a U.S. person (including a resident alien), to provide your correct TIN.

*If you do not return Form W-9 to the requester with a TIN, you might be subject to backup withholding. See What is backup withholding, later.*



**Mandatory Form**



**Contractor Acknowledgement of Storm Water Management Program**

I hereby acknowledge that I am aware of the stormwater management program and standard operating procedures developed by Fort Bend County in compliance with the TPDES General Permit No. TXR040000. I agree to comply with all applicable best management practices and standard operating procedures while conducting my services for Fort Bend County. I agree to conduct all services in a manner that does not introduce illicit discharges of pollutants to streets, stormwater inlets, drainage ditches or any portion of the drainage system. The following materials and/or pollutant sources must not be discharged to the drainage system as a result of any services provided:

1. Grass clippings, leaves, mulch, rocks, sand, dirt or other waste materials resulting from landscaping activities, (except those materials resulting from ditch mowing or maintenance activities)
2. Herbicides, pesticides and/or fertilizers, (except those intended for aquatic use)
3. Detergents, fuels, solvents, oils and/or lubricants, other equipment and/or vehicle fluids,
4. Other hazardous materials including paints, thinners, chemicals or related waste materials,
5. Uncontrolled dewatering discharges, equipment and/or vehicle wash waters,
6. Sanitary waste, trash, debris, or other waste products
7. Wastewater from wet saw machinery,
8. Other pollutants that degrade water quality or pose a threat to human health or the environment.

Furthermore, I agree to notify Fort Bend County immediately of any issue caused by or identified by:

**Southern Tire Mart, LLC**

(Company/Contractor)

that is believed to be an immediate threat to human health or the environment.

A handwritten signature in blue ink, appearing to read "Richard Conwill", is written over a horizontal line.

Contractor Signature

**8/20/2022**

Date

**Richard Conwill**

Printed Name

**Director of Government Sales**

Title

## Firestone

All-Season All Terrain Passenger Light Truck/SUV tire.

### FEATURES

- Chip and tear resistant compound
- Deeper tread features
- Pattern features combined with an innovative tread-to-road contact footprint
- Gold Pledge Limited Warranty
- 90-Day Buy and Try Guarantee

### BENEFITS

- Tough enough to deal with rough road conditions like gravel
- Improves wet and snow traction
- Help retain performance for longer over the course of the tire service life



---

## Specifications

Manufacturer Item Number

000179

Make

FIRESTONE

Model

TRANSFORCE AT2

Display Name

LT235/85R16 E TRANSFORCE AT2

GM Code

19364870

Sidewall

BSW

Section Width

235

Aspect Ratio

85

Rim Size

16

Overall Diameter

31.7

Load Rating (Single/Double)

120

Speed Rating

R

Ply Rating

10

Load Capacity Single

3042 lbs

Max Inflation Pressure

80 psi

Weight

41.32 lbs

Approved Rim Width

6.0-7.5

Measuring Rim Width

6.5

Overall Width

9.3

Tread Depth

17

Minimum Dual Spacing

10.8

Revolutions Per Mile

656 rpm

UPC

092971277734, 092971295530, 092971304843, 092971306175, 092971298906,  
092971306250


## Other Sizes

Item Number	Size	Load Rating	Speed Rating	Ply Rating	UTQG
#000178	LT215/85R16	115	R	10	N/A
#000180	LT225/75R16	115	R	10	N/A
#000183	LT225/75R17	116	R	10	N/A
#000185	LT235/80R17	120	R	10	N/A
#000186	LT245/70R17	119	R	10	N/A
#000181	LT245/75R16	120	R	10	N/A
#000184	LT245/75R17	121	R	10	N/A
#000192	LT265/60R20	121	R	10	N/A
#000187	LT265/70R17	121	R	10	N/A
#013868	LT265/70R17	121	R	10	N/A
#000188	LT265/70R18	124	R	10	N/A
#000182	LT265/75R16	123	R	10	N/A
#000190	LT275/65R18	123	R	10	N/A
#013988	LT275/65R18	123	R	10	N/A
#000191	LT275/65R20	126	R	10	N/A
#000189	LT275/70R18	125	R	10	N/A
#013989	LT275/70R18	125	R	10	N/A



© 2020 E-Solution Professionals Pty Ltd.

[Terms of Service](#) | [Privacy Policy](#)



**BRIDGESTONE**  
Your Journey, Our Passion

**M729F**  
Drive Radial

- Aggressive pattern improves traction in all weather conditions.
- Casing construction and cap/base compounding improve durability and retreadability.
- Sidewall protector ribs resist cuts and abrasions from curbing and impacts.

**Recommended Application**

A drive tire recommended for high traction and high scrub applications in:  
**Long Haul Service / Regional Haul Service  
Pickup & Delivery Service**

**Replaces:** Goodyear: G622  
Michelin: XDE2+, XDS2

**TECHNICAL DATA**

Tire Size	Load Range	Material Number	Weight (lbs.)	Meas. Rim	Overall Diam.	Overall Width	Static Loaded Radius	Overall Width (Loaded)	Revs Per Mile	Tread Depth (32")	Max. Tire Load (Single)		Max. Tire Load (Dual)		Max. Speed (MPH)
											Kg/kPa	Lbs/PSI	Kg/kPa	Lbs/PSI	
<b>M729F</b>															
215/75R17.5	F	160-427	60	6.00	30.7	8.5	14.4	9.3	668	22	1700@690	3750@100	1600@690	3525@100	75
225/70R19.5	F	299-839	67	6.00	32.5	8.5	15.3	9.4	639	19	1650@660	3640@95	1550@660	3415@95	75
225/70R19.5	G	227-023	67	6.00	32.5	8.5	15.1	9.4	639	19	1800@760	3970@110	1700@760	3750@110	75
245/70R19.5	H	227-040	75	7.50	33.4	9.5	15.5	10.5	622	19	2240@830	4940@120	2120@830	4675@120	75
265/70R19.5	G	152-498	88	7.50	34.4	9.9	15.9	10.8	604	19	2500@760	5510@110	2360@760	5205@110	75
285/70R19.5	H	158-914	98	8.25	35.4	10.6	16.3	11.6	587	20	2900@860	6395@125	2725@860	6005@125	75

- All dimensions taken with tire on measuring rim.
- Loaded dimensions and RPM measured at maximum dual load.
- For load and inflation tables see pages 91 through 96.
- For minimum dual spacing and approved rim widths see page 74.
- For ply ratings see table on page 72.

Bridgestone tires and tubes are subject to an ongoing development program. Bridgestone Americas Tire Operations, LLC retains the right to amend specifications at any time without notice or obligations. Please refer to rim manufacturer's load and inflation limits. Never exceed rim manufacturer's limits without the consent of the component manufacturer.

**EXPERIENCE /**  
**THE DIFFERENCE®**



**ZENNA®**

***Steel-Belted Radial Commercial Truck Tires***





**ZENNA<sup>®</sup>**

***Steel-Belted Radial Commercial Truck Tires***

***EXPERIENCE THE DIFFERENCE®***





## TR-100

• Premium All-Position Trailer, Steel-Belted Radial

- All-position tire designed specifically for trailer application
- Shallow tread 5-rib design allows stability and low rolling resistance, ideal for trailer service

Tire Size	Load Index (S/D)	Speed Symbol	Ply	Outside Diameter (IN)	Section Width (IN)	Tread Depth (32nds)	Load Capacity (S/D) LBS
11R22.5	144/142	M	14	41.5	11.0	12	6175/5840
295/75R22.5	144/141	L	14	39.9	11.7	12	6175/5675
11R24.5	146/143	L	14	43.5	11.0	12	6610/6005



## AP-250

• Premium All-Position Steel Axle, Steel-Belted Radial

- 5-Rib tread design for improved stability and handling
- Steel-belted toughness to improve treadwear and mileage

Tire Size	Load Index (S/D)	Speed Symbol	Ply	Outside Diameter (IN)	Section Width (IN)	Tread Depth (32nds)	Load Capacity (S/D) LBS
215/75R17.5	135/133	J	16	30.2	8.4	16	4805/4540
235/75R17.5	143/141	J	16	31.4	9.2	16	6005/5675
225/70R19.5	128/126	M	14	31.9	8.9	16	3970/3750
245/70R19.5	135/133	M	16	33.0	9.8	16	4805/4540
11R22.5	144/142	M	14	41.5	11.0	18	6175/5840
11R22.5	146/143	M	16	41.5	11.0	18	6610/6005
255/70R22.5	140/137	M	16	36.6	10.0	14	5510/5070
275/70R22.5	148/145	M	18	37.7	10.9	18	6940/6395
295/75R22.5	144/141	L	14	39.9	11.7	18	6175/5675
315/80R22.5	157/154	L	20	42.4	12.3	19	9090/8270
11R24.5	146/143	L	14	43.5	11.0	18	6610/6005
11R24.5	149/146	L	16	43.5	11.0	18	7160/6610
285/75R24.5	144/141	L	14	41.3	11.1	18	6175/5675



## DR-750

• Premium Open Shoulder Drive, Steel-Belted Radial

- Design for drive position to provide maximum traction and durability
- Open-shoulder design give excellent tread cleaning ability, with stone ejector in tread grooves to avoid stone drilling

Tire Size	Load Index (S/D)	Speed Symbol	Ply	Outside Diameter (IN)	Section Width (IN)	Tread Depth (32nds)	Load Capacity (S/D) LBS
225/70R19.5	128/126	M	14	32.2	8.9	19	3970/3750
245/70R19.5	135/133	M	16	33.3	9.8	19	4805/4540
11R22.5	146/143	M	16	41.9	11.0	27	6610/6005
295/75R22.5	144/141	L	14	40.4	11.7	27	6175/5675
11R24.5	149/146	L	16	43.9	11.0	27	7160/6610



## AW-758 • All-Weather Tire Built for the Toughest All-Weather Applications

- Accepts TSMI #15 winter studs for use in extreme winter conditions
- Tested for 3-peak mountain snowflake designation



Tire Size	Load Index (S/D)	Speed Symbol	Ply	Outside Diameter (IN)	Section Width (IN)	Tread Depth (32nds)	Load Capacity (S/D) LBS
225/70R19	128/126	N	14	32.2	8.9	18	3970/3750
225/70R19	130/128	N	16	32.2	8.9	18	4190/3970



## DR-850 • Premium Closed Shoulder Drive, Steel-Belted Radial

- Excellent for long haul applications, with wide stable tread design
- Improved handling and long mileage is the end result

Tire Size	Load Index (S/D)	Speed Symbol	Ply	Outside Diameter (IN)	Section Width (IN)	Tread Depth (32nds)	Load Capacity (S/D) LBS
11R22.5	144/142	M	14	41.9	11.0	27	6175/5840
11R22.5	146/143	M	16	41.9	11.0	27	6610/6005
295/75R22.5	144/141	L	14	40.4	11.7	27	6175/5675
11R24.5	146/143	L	14	43.9	11.0	27	6610/6005
11R24.5	149/146	L	16	43.9	11.0	27	7160/6610
285/75R24.5	144/141	L	14	41.8	11.1	27	6175/5675



## MP-860 • Mixed Service Chip and Cut Resistant Tread, Steel-Belted Radial

- Ideal for on and off road service with wide stable tread design

Tire Size	Load Index (S/D)	Speed Symbol	Ply	Outside Diameter (IN)	Section Width (IN)	Tread Depth (32nds)	Load Capacity (S/D) LBS
11R22.5	146/143	N	16	41.7	11.0	19	6610/6005
255/70R22.5	140/137	N	16	36.6	10.0	18	5510/5070
315/80R22.5	161/154	K	20	42.6	12.3	22	10200/8270
11R24.5	149/146	N	16	43.7	11.0	20	7160/6610



## MX-960 • Deep Tread Steel-Belted Radial For Multi-Surface Application

- Wide tread face allows for excellent stability and handling

Tire Size	Load Index (S/D)	Speed Symbol	Ply	Outside Diameter (IN)	Section Width (IN)	Tread Depth (32nds)	Load Capacity (S/D) LBS
385/65R22.5	160	K	20	42.4	15.3	22	9920

## Zenna® Steel-Belted Radial Commercial Truck Tire Comparison Chart

Tire Image	Product	Tire Competitors	Tire Designation
	<b>TR-100</b>	<ul style="list-style-type: none"> <li>• Double Coin TR100</li> <li>• Roadmaster RM872, RM120</li> <li>• Uniroyal LT40</li> <li>• General HT+</li> </ul>	 <b>Trailer/All-Position</b>
	<b>AP-250</b>	<ul style="list-style-type: none"> <li>• Double Coin RR680, RT600</li> <li>• Roadmaster RM830, RM185</li> <li>• Uniroyal RS20</li> <li>• General HS2</li> <li>• Hankook AL07+</li> </ul>	 <b>Steer Axle All-Position</b>
	<b>DR-750</b>	<ul style="list-style-type: none"> <li>• Double Coin RLB450, RLB1</li> <li>• Roadmaster RM258</li> <li>• Uniroyal HD60</li> <li>• General RD</li> <li>• Hankook DH06</li> </ul>	 <b>Open Shoulder Drive</b>
	 <b>AW-758</b>	<ul style="list-style-type: none"> <li>• Continental Scandinavia HD3</li> </ul>	 <b>Premium Drive</b>
	<b>DR-850</b>	<ul style="list-style-type: none"> <li>• Double Coin RLB400, FD405</li> <li>• Roadmaster RM852</li> <li>• Uniroyal LD10</li> <li>• General HD2</li> <li>• Hankook AM09</li> </ul>	 <b>Closed Shoulder Drive</b>
	<b>MP-860</b>	<ul style="list-style-type: none"> <li>• Double Coin RR99, RR4</li> <li>• Roadmaster RM230 WB</li> <li>• Uniroyal HS50</li> <li>• General GRABBER OA</li> </ul>	 <b>Heavy Duty All-Position</b>
	<b>MX-960</b>	<ul style="list-style-type: none"> <li>• Double Coin RLB980</li> <li>• Roadmaster RM230 WB, RM332 WB</li> <li>• Uniroyal TH40</li> <li>• General Grabber OA WB, Grabber OD</li> <li>• Hankook AH32</li> </ul>	 <b>Heavy Duty All-Position</b>



## Steel-Belted Radial Commercial Truck Tires

### STANDARD LIMITED WARRANTY

API hereby warrants every new Zenna Steel-Belted Radial Commercial Truck tire for workmanship and material related conditions for the life of the original tread of a new tire less 2/32". The life of the original usable tread ends when the tread has worn to 2/32" remaining as measured in the fastest wearing groove, at which point the tire is considered to be worn out. API will credit the purchaser a prorated amount based on the usable tread remaining excluding FET. All Exclusions listed below void this Standard Limited Warranty. Conditions and coverage are subject to change at any time and without notice.

- A) Submission of claims covered by this warranty constitutes adherence to the terms of this warranty as detailed herein.
- B) This warranty applies only to new first quality tires. Blemished tires and road hazard damaged tires are specifically excluded.
- C) Adjustments for ride complaints, out of balance or out of round tires are excluded from this warranty if they are worn past 2/32" from the original usable tread of the new tire as measured in the fastest wearing groove.

### CASING WARRANTY

- A) Casings of Zenna Steel-Belted Radial Commercial Truck tires are warranted for workmanship and material related conditions through the life of the second retread or 5 years from the date of manufacture, whichever comes first.
- B) If an examination shows that a casing of a Zenna Steel-Belted Radial Commercial Truck tire was deemed not retreadable due to a workmanship or material related condition, API will give credit as follows:
  - All 17.5 inch rim sizes: \$15.00
  - All 19.5 inch rim sizes: \$25.00
  - 11R22.5, 12R22.5, 295/75R22.5, 295/80R22.5: \$50.00
  - 11R24.5, 285/75R24.5: \$50.00
  - 255/70R22.5, 275/70R22.5: \$40.00

### EXCLUSIONS

- A) All Zenna Steel-Belted Radial Commercial Truck warranties are limited to the original purchaser and the original vehicle on which they are mounted for a period of five (5) years from the date of manufacture and are not assignable to subsequent purchasers or vehicles.
- B) The Zenna Steel-Belted Radial Commercial Truck warranty is applicable only in the United States and Canada and any tire used or equipped on a vehicle registered or operated outside the United States and Canada are not covered by this warranty.
- C) The following is NOT covered by the Zenna Steel-Belted Radial Commercial Truck Standard Limited Warranty:
  - 1) Tire branded or marked "Non-Adjustable" (N/A) or "Blemished" (Blem), or previously adjusted.
  - 2) Failure, damage or irregular wear due to:
    - a) road hazards (i.e. puncture, cut, snag, impact breaks, etc.), wreck, collision;
    - b) fire, accident or vandalism;
    - c) mechanical condition of vehicle, including improper alignment, improper inflation, wheel imbalance, faulty shocks or brakes;
    - d) overloading the tire beyond maximum load capacity stated on the sidewall;
    - e) misapplication of tire, use of improper inner tube/ flap;
    - f) alteration of the tire or addition of foreign material.
    - g) transfer from one vehicle to another and tire failure due to faulty retread process or materials.
  - 3) Cost of mounting and balancing service.
  - 4) Loss of time or use, inconvenience, or any incidental damages to include cost of towing or transportation, related property damage or consequential damages of any type or nature except as prohibited by law.
  - 5) Tires older than five (5) years from the date of manufacture as determined by the DOT Serial number (TIN).

### OWNER'S OBLIGATIONS

In order to be eligible for Zenna Steel-Belted Radial Commercial Truck Warranty service, the owner must:

- A) present the tire to an authorized dealer from which the original purchase was made;
- B) present proof of purchase to the satisfaction of the dealer;
- C) complete and sign an API Warranty Claim Form, which is available at any authorized dealer;
- D) pay the amount due on a new tire, less the amount of credit, including taxes, mounting and balancing charges or cost of other services ordered.

### DISCLAIMER

This warranty, or any warranty stated or referred to herein, is exclusive and in lieu of any other warranty regarding the quality of Zenna Steel-Belted Radial Commercial Truck tires, whether expressed or implied, and remedies for breach thereof shall be limited to those specifically provided herein.

# ZENNA<sup>®</sup>

*Steel-Belted Radial Commercial Truck Tires*



800.944.8414



ZENNATIRES.COM



@ZENNATIRES

## Firestone

All-Season Highway Terrain tire built for Light Trucks and Commercial Vehicles.

### FEATURES

- Optimized tire profile
- Saw tooth edge siping
- Full depth lateral slots
- Chip and tear resistant tread design
- Gold Pledge Limited Warranty
- 90-Day Buy and Try Guarantee

### BENEFITS

- Help improve uneven wear, even with heavy loads
- Provide biting edges in snow while maintaining block stiffness
- Provide water evacuation to help reduce the risk of hydroplaning and deliver solid traction in wet conditions while maintaining a quiet ride



---

Specifications

Manufacturer Item Number

002762

Make

FIRESTONE

Model

TRANSFORCE HT2

Display Name

LT265/75R16 E TRANSFORCE HT2

GM Code

19390473

Sidewall

BSW

Section Width

265

Aspect Ratio

75

Rim Size

16

Overall Diameter

31.7

Load Rating (Single/Double)

123/120

Speed Rating

R

Ply Rating

10

Load Capacity Single

3415 lbs

Load Capacity Dual

3085 lbs

Max Inflation Pressure

80 psi

Weight

44.29 lbs

Approved Rim Width

7.0-8.0

Measuring Rim Width

7.5

Overall Width

10.5

Tread Depth

15

Minimum Dual Spacing

12.2

Revolutions Per Mile

658 rpm

UPC

092971291389, 092971290085

---

## Other Sizes

Item Number	Size	Load Rating	Speed Rating	Ply Rating	UTQG
#002758	LT215/85R16	115/112	R	10	N/A
#002760	LT225/75R16	115/112	R	10	N/A
#002774	LT225/75R17	116/113	R	10	N/A
#002766	LT235/80R17	120/117	R	10	N/A
#002759	LT235/85R16	120/116	R	10	N/A
#002767	LT245/70R17	119/116	R	10	N/A
#002761	LT245/75R16	120/116	R	10	N/A
#002777	LT245/75R17	121/118	R	10	N/A
#004372	LT265/60R20	121/118	S	10	N/A
#002768	LT265/70R17	121/118	R	10	N/A
#013870	LT265/70R17	121	R	10	N/A
#002754	LT265/70R18	124/121	R	10	N/A
#013869	LT265/70R18	124	R	10	N/A

#002773	LT275/65R18	123/120	S	10	N/A
#013987	LT275/65R18	123	S	10	N/A
#004369	LT275/65R20	126/123	S	10	N/A
#002778	LT275/70R18	125/122	S	10	N/A
#005286	LT285/60R20	125/122	R	10	N/A
#004371	LT285/70R17	121/118	R	10	N/A

---



© 2020 E-Solution Professionals Pty Ltd.

[Terms of Service](#) | [Privacy Policy](#)

## Firestone

All-Season Highway Terrain tire built for Light Trucks and Commercial Vehicles.

### FEATURES

- Optimized tire profile
- Saw tooth edge siping
- Full depth lateral slots
- Chip and tear resistant tread design
- Gold Pledge Limited Warranty
- 90-Day Buy and Try Guarantee

### BENEFITS

- Help improve uneven wear, even with heavy loads
- Provide biting edges in snow while maintaining block stiffness
- Provide water evacuation to help reduce the risk of hydroplaning and deliver solid traction in wet conditions while maintaining a quiet ride



---

Specifications

Manufacturer Item Number

002766

Make

FIRESTONE

Model

TRANSFORCE HT2

Display Name

LT235/80R17 E TRANSFORCE HT2

GM Code

19390468

Sidewall

BSW

Section Width

235

Aspect Ratio

80

Rim Size

17

Overall Diameter

31.8

Load Rating (Single/Double)

120/117

Speed Rating

R

Ply Rating

10

Load Capacity Single

3085 lbs

Load Capacity Dual

2835 lbs

Max Inflation Pressure

80 psi

Weight

42.65 lbs

Approved Rim Width

6.0-7.5

Measuring Rim Width

6.5

Overall Width

9.3

Tread Depth

15

Minimum Dual Spacing

10.75

Revolutions Per Mile

655 rpm

UPC

092971292690, 092971288686

## Other Sizes

Item Number	Size	Load Rating	Speed Rating	Ply Rating	UTQG
#002758	LT215/85R16	115/112	R	10	N/A
#002760	LT225/75R16	115/112	R	10	N/A
#002774	LT225/75R17	116/113	R	10	N/A
#002759	LT235/85R16	120/116	R	10	N/A
#002767	LT245/70R17	119/116	R	10	N/A
#002761	LT245/75R16	120/116	R	10	N/A
#002777	LT245/75R17	121/118	R	10	N/A
#004372	LT265/60R20	121/118	S	10	N/A
#002768	LT265/70R17	121/118	R	10	N/A
#013870	LT265/70R17	121	R	10	N/A
#002754	LT265/70R18	124/121	R	10	N/A
#013869	LT265/70R18	124	R	10	N/A
#002762	LT265/75R16	123/120	R	10	N/A

#002773	LT275/65R18	123/120	S	10	N/A
#013987	LT275/65R18	123	S	10	N/A
#004369	LT275/65R20	126/123	S	10	N/A
#002778	LT275/70R18	125/122	S	10	N/A
#005286	LT285/60R20	125/122	R	10	N/A
#004371	LT285/70R17	121/118	R	10	N/A

---



## Firestone

Mud-Terrain Passenger Light Truck/SUV tire.

### FEATURES

- Mud and stone rejectors
- Additional biting edges
- New tread compound, 3-ply sidewall construction and more aggressive upper sidewall lugs
- Gold Pledge Limited Warranty
- 90-Day Buy and Try Guarantee

### BENEFITS

- Clear debris from the tread to maximize usable life
- For better traction on slick, wet and snow covered surfaces
- Provide more traction in the mud and stronger resistance to chips and tears



---

## Specifications

Manufacturer Item Number

003493

Make

FIRESTONE

DESCRIPTION

Model

DESTINATION M/T2

Display Name

LT235/75R15 C DESTINATION M/T2

GM Code

19381772

Sidewall

OWL

Section Width

235

Aspect Ratio

75

Rim Size

15

Overall Diameter

28.9

Load Rating (Single/Double)

104/101

Speed Rating

Q

Ply Rating

6

Load Capacity Single

1985 lbs

Max Inflation Pressure

50 psi

Weight

39.7 lbs

Approved Rim Width

6.0-7.0

Measuring Rim Width

6.5

Overall Width

9.3

Tread Depth

18

Minimum Dual Spacing

10.8

Revolutions Per Mile

722 rpm

UPC

092971278502, 092971300562

---

## Other Sizes

Item Number	Size	Load Rating	Speed Rating	Ply Rating	UTQG
#000248	215/80R16	107	Q	N/A	400 B C
#245502	31X10.50R15LT	109	Q	6	N/A
#003463	32X11.50R15LT	113	Q	6	N/A
#245519	33X12.50R15LT	108	Q	6	N/A
#003815	33X12.50R17LT	120	Q	10	N/A
#003813	33X12.50R20LT	114	Q	N/A	N/A
#003810	35X12.50R17LT	121	Q	10	N/A
#003811	35X12.50R18LT	123	Q	10	N/A
#003812	35X12.50R20LT	121	Q	10	N/A
#003814	35X12.50R22LT	117	Q	10	N/A
#003803	37X12.50R17LT	124	Q	8	N/A
#003805	37X13.50R20LT	127	Q	N/A	N/A
#003806	37X13.50R22LT	123	Q	10	N/A
#003462	LT235/85R16	120	Q	10	N/A
#245587	LT245/75R16	120	Q	10	N/A
#003459	LT245/75R17	121	Q	10	N/A
#011618	LT255/75R17	111	Q	6	N/A
#245655	LT255/75R17	111	Q	6	N/A

#245723	LT265/70R17	121	Q	10	N/A
#245604	LT265/75R16	123	Q	10	N/A
#003457	LT275/65R18	123/120	Q	10	N/A
#245927	LT275/65R20	126/123	Q	10	N/A
#245825	LT275/70R18	125/122	Q	10	N/A
#245859	LT285/65R18	125/122	Q	10	N/A
#245740	LT285/70R17	121	Q	10	N/A
#245621	LT285/75R16	126	Q	10	N/A
#003808	LT295/70R17	121/118	Q	10	N/A
#003456	LT295/70R18	129/126	Q	10	N/A
#245757	LT315/70R17	121/118	Q	10	N/A
#003461	LT315/75R16	127/124	Q	10	N/A

---



© 2020 E-Solution Professionals Pty Ltd.

[Terms of Service](#) | [Privacy Policy](#)

## Firestone

Commercial Truck/Bus. Medium-Duty Truck Heavy-Load All-Position Radial tire Ideal for Special Service Bus & Coach.

### FEATURES

- Built for heavy loads in on-highway and inter-city bus service
- Deep tread, flow-through grooves and cross-rib siping
- Shoulder wear protector ribs
- Stone rejector platforms

### BENEFITS

- Provide long life and high traction in all weather conditions
- Help combat initiation and spread of irregular wear
- Help prevent the retention of casing-damaging stones for enhanced retreadability



---

## Specifications

Manufacturer Item Number

216126

Make

FIRESTONE

Model

FS400

Display Name

315/80R22.5 L FS400

Section Width

315

Aspect Ratio

80

Rim Size

22.5

Overall Diameter

42.4

Ply Rating

20

Load Capacity Single

9090 lbs

Max Inflation Pressure

130 psi

Weight

146.2 lbs

Overall Width

12.4

Tread Depth

18

Revolutions Per Mile

55 rpm

UPC

092971199609

## Other Sizes

Item Number	Size	Load Rating	Speed Rating	Ply Rating	UTQG
#001663	295/80R22.5	N/A	N/A	N/A	N/A

#004168	315/80R22.5	N/A	N/A	20	N/A
#190092	315/80R22.5	N/A	N/A	18	N/A
#190109	315/80R22.5	N/A	N/A	18	N/A
#190874	315/80R22.5	N/A	N/A	20	N/A
#205970	315/80R22.5	N/A	N/A	18	N/A
#216109	315/80R22.5	N/A	N/A	18	N/A
#240470	315/80R22.5	N/A	N/A	20	N/A
#240623	315/80R22.5	N/A	N/A	20	N/A

---

## Firestone

All-Season Rugged All-Terrain Light Truck/SUV tire.

### FEATURES

- Staggered shoulder lugs and an aggressive off-shoulder tread design
- Full-depth interlocking 3D sipe technology
- Open shoulder slots
- Carries the Three-Peak Mountain Snowflake (3PMSF) symbol
- 50,000 Mile/80,000 km Limited Treadwear Warranty
- 90-Day Buy and Try Guarantee

### BENEFITS

- Provide extra biting edges for off-road performance
- Helps to provide even wear and consistent performance through the limited mileage warranty period
- Provide off-road traction and evacuate water to help reduce the risk of hydroplaning
- Meets the required performance criteria for Use in Severe Snow Conditions



---

Specifications

Manufacturer Item Number

004379

Make

FIRESTONE

Model

DESTINATION X/T

Display Name

LT225/75R16 E DESTINATION X/T

GM Code

19424945

Sidewall

BSW

Section Width

225

Aspect Ratio

75

Rim Size

16

Overall Diameter

29.3

Load Rating (Single/Double)

115/112

Speed Rating

S

Ply Rating

10

Load Capacity Single

2680 lbs

Load Capacity Dual

2470 lbs

Max Inflation Pressure

80 psi

Weight

35.03 lbs

Approved Rim Width

6.0-7.0

Measuring Rim Width

6.0

Overall Width

8.8

Tread Depth

14

Minimum Dual Spacing

10.2

Revolutions Per Mile

711 rpm

Warranty

50000 miles

UPC

092971304232

---

## Other Sizes

Item Number	Size	Load Rating	Speed Rating	Ply Rating	UTQG
#006133	30X9.50R15LT	104	R	6	N/A
#004389	31X10.50R15LT	109	R	6	N/A
#006134	33X12.50R15LT	108	R	6	N/A
#006415	33X12.50R15LT	113	R	6	N/A
#006412	35X12.50R18LT	123	R	10	N/A
#006132	35X12.50R20LT	121	R	10	N/A
#004388	LT215/85R16	115	S	10	N/A
#004384	LT235/80R17	120/117	S	10	N/A
#004381	LT235/85R16	120/116	S	10	N/A
#004385	LT245/70R17	119/116	S	10	N/A
#004374	LT245/75R16	120/116	S	10	N/A

#004375	LT245/75R17	121/118	S	10	N/A
#004393	LT255/75R17	111/108	T	6	N/A
#004392	LT265/60R20	121/118	S	10	N/A
#004373	LT265/70R17	121/118	S	10	N/A
#004386	LT265/70R18	124/121	S	10	N/A
#004376	LT265/75R16	123/120	S	10	N/A
#008380	LT275/55R20	120/117	R	10	N/A
#008383	LT275/60R20	126/123	R	10	N/A
#004380	LT275/65R18	123/120	S	10	N/A
#004382	LT275/65R20	126/123	S	10	N/A
#008381	LT275/70R17	121/118	R	10	N/A
#004377	LT275/70R18	125/122	S	10	N/A
#008376	LT285/55R20	122/119	R	10	N/A
#004390	LT285/60R20	125/122	S	10	N/A
#008375	LT285/65R18	125/122	R	10	N/A
#008386	LT285/65R20	127/124	S	10	N/A
#004383	LT285/70R17	121/118	S	10	N/A
#009608	LT285/75R16	126/123	R	10	N/A
#008388	LT295/60R20	126/123	S	10	N/A
#008377	LT305/55R20	121/118	R	10	N/A
#006135	LT315/70R17	121/118	R	10	N/A

---

## Firestone

All-Season Rugged All-Terrain Light Truck/SUV tire.

### FEATURES

- Staggered shoulder lugs and an aggressive off-shoulder tread design
- Full-depth interlocking 3D sipe technology
- Open shoulder slots
- Carries the Three-Peak Mountain Snowflake (3PMSF) symbol
- 50,000 Mile/80,000 km Limited Treadwear Warranty
- 90-Day Buy and Try Guarantee

### BENEFITS

- Provide extra biting edges for off-road performance
- Helps to provide even wear and consistent performance through the limited mileage warranty period
- Provide off-road traction and evacuate water to help reduce the risk of hydroplaning
- Meets the required performance criteria for Use in Severe Snow Conditions



---

Specifications

Manufacturer Item Number

004388

Make

FIRESTONE

Model

DESTINATION X/T

Display Name

LT215/85R16 E DESTINATION X/T

GM Code

19424944

Sidewall

BSW

Section Width

215

Aspect Ratio

85

Rim Size

16

Overall Diameter

30.4

Load Rating (Single/Double)

115

Speed Rating

S

Ply Rating

10

Load Capacity Single

2680 lbs

Load Capacity Dual

2470 lbs

Max Inflation Pressure

80 psi

Weight

36.76 lbs

Approved Rim Width

5.5-7.0

Measuring Rim Width

6.0

Overall Width

8.5

Tread Depth

14

Minimum Dual Spacing

9.88

Revolutions Per Mile

685 rpm

Warranty

50000 miles

UPC

092971304317

---

## Other Sizes

Item Number	Size	Load Rating	Speed Rating	Ply Rating	UTQG
#006133	30X9.50R15LT	104	R	6	N/A
#004389	31X10.50R15LT	109	R	6	N/A
#006134	33X12.50R15LT	108	R	6	N/A
#006415	33X12.50R15LT	113	R	6	N/A
#006412	35X12.50R18LT	123	R	10	N/A
#006132	35X12.50R20LT	121	R	10	N/A
#004379	LT225/75R16	115/112	S	10	N/A
#004384	LT235/80R17	120/117	S	10	N/A
#004381	LT235/85R16	120/116	S	10	N/A
#004385	LT245/70R17	119/116	S	10	N/A
#004374	LT245/75R16	120/116	S	10	N/A

#004375	LT245/75R17	121/118	S	10	N/A
#004393	LT255/75R17	111/108	T	6	N/A
#004392	LT265/60R20	121/118	S	10	N/A
#004373	LT265/70R17	121/118	S	10	N/A
#004386	LT265/70R18	124/121	S	10	N/A
#004376	LT265/75R16	123/120	S	10	N/A
#008380	LT275/55R20	120/117	R	10	N/A
#008383	LT275/60R20	126/123	R	10	N/A
#004380	LT275/65R18	123/120	S	10	N/A
#004382	LT275/65R20	126/123	S	10	N/A
#008381	LT275/70R17	121/118	R	10	N/A
#004377	LT275/70R18	125/122	S	10	N/A
#008376	LT285/55R20	122/119	R	10	N/A
#004390	LT285/60R20	125/122	S	10	N/A
#008375	LT285/65R18	125/122	R	10	N/A
#008386	LT285/65R20	127/124	S	10	N/A
#004383	LT285/70R17	121/118	S	10	N/A
#009608	LT285/75R16	126/123	R	10	N/A
#008388	LT295/60R20	126/123	S	10	N/A
#008377	LT305/55R20	121/118	R	10	N/A
#006135	LT315/70R17	121/118	R	10	N/A

## Firestone

All-Season/Winter Passenger Car, Minivan and CUV Touring tire.

### FEATURES

- Open shoulder slots
- 3D full-depth sipes on all ribs
- Pierces water to help reduce the risk of hydroplaning
- Rounded footprint
- Snow Traction Claw Technology on center and shoulder blocks, with snow vices on intermediate ribs
- Carries the Three-Peak Mountain Snowflake (3PMSF) symbol
- 65,000 mile/105,000 kilometer Limited Warranty
- 90-Day Buy and Try Guarantee

### BENEFITS

- For enhanced water evacuation
- For even wear throughout the tire's limited mileage warranty period and for enhanced snow traction
- For enhanced snow and wet performance
- Meets the required performance criteria for Use in Severe Snow Conditions



## Specifications

Manufacturer Item Number

004421

Make

FIRESTONE

Model

WEATHERGRIP

Display Name

215/65R16 WEATHERGRIP

GM Code

19423942

Load Range

SL

UTQG

640 A A

Sidewall

BSW

Section Width

215

Aspect Ratio

65

Rim Size

16

Overall Diameter

27

Load Rating (Single/Double)

98

Speed Rating

H

Load Capacity Single

1653 lbs

Max Inflation Pressure

44 psi

Weight

22.01 lbs

Approved Rim Width

6.0-7.5

Measuring Rim Width

6.0

Overall Width

8.7

Tread Depth

10

Revolutions Per Mile

771 rpm

Warranty

65000 miles

UPC

092971303259

## Other Sizes

Item Number	Size	Load Rating	Speed Rating	Ply Rating	UTQG
#011548	175/65R15	84	H	N/A	640 A A
#011549	185/55R15	82	V	N/A	640 A A
#011552	185/55R16	83	H	N/A	640 A A
#011526	185/60R15	84	H	N/A	640 A A
#011515	185/65R15	88	H	N/A	640 A A
#011550	195/50R16	84	V	N/A	640 A A
#011536	195/55R16	87	V	N/A	640 A A
#004409	195/60R15	88	H	N/A	640 A A
#004405	195/65R15	91	H	N/A	640 A A
#004423	205/50R17	93	H	N/A	640 A A
#011532	205/50R17	93	V	N/A	640 A A

#004402	205/55R16	91	H	N/A	640 A A
#011568	205/55R16	91	V	N/A	640 A A
#004410	205/60R16	92	H	N/A	640 A A
#011567	205/60R16	92	V	N/A	640 A A
#004417	205/65R15	99	H	N/A	640 A A
#004415	205/65R16	95	H	N/A	640 A A
#011519	205/70R15	96	T	N/A	640 A A
#004414	215/45R17	91	H	N/A	640 A A
#011541	215/45R17	91	V	N/A	640 A A
#004422	215/50R17	95	H	N/A	640 A A
#011538	215/50R17	95	V	N/A	640 A A
#008100	215/55R16	93	H	N/A	640 A A
#004406	215/55R17	94	H	N/A	640 A A
#011534	215/55R17	94	V	N/A	640 A A
#011557	215/55R18	95	H	N/A	640 A A
#004403	215/60R16	95	H	N/A	640 A A
#011517	215/60R16	95	V	N/A	640 A A
#011537	215/60R17	96	H	N/A	640 A A
#009170	215/65R17	99	H	N/A	640 A A
#004419	215/70R15	98	H	N/A	640 A A
#009164	215/70R16	100	H	N/A	640 A A
#004420	225/45R17	91	H	N/A	640 A A
#011553	225/45R17	91	V	N/A	640 A A
#004430	225/45R18	95	H	N/A	640 A A
#011556	225/45R18	95	V	N/A	640 A A
#004407	225/50R17	94	H	N/A	640 A A
#011551	225/50R17	94	V	N/A	640 A A
#011521	225/50R18	95	H	N/A	640 A A
#004418	225/55R17	97	H	N/A	640 A A
#011546	225/55R17	97	V	N/A	640 A A

#011554	225/55R18	98	V	N/A	640 A A
#004408	225/60R16	98	H	N/A	640 A A
#011525	225/60R16	98	V	N/A	640 A A
#004431	225/60R17	99	H	N/A	640 A A
#009169	225/60R18	100	H	N/A	640 A A
#011533	225/65R16	100	H	N/A	640 A A
#004427	225/65R17	102	H	N/A	640 A A
#011562	235/40R19	96	V	N/A	640 A A
#004411	235/45R18	94	H	N/A	640 A A
#011565	235/45R18	94	V	N/A	640 A A
#011560	235/50R17	96	V	N/A	640 A A
#009165	235/50R18	97	V	N/A	640 A A
#011523	235/55R17	99	V	N/A	640 A A
#009162	235/55R18	100	H	N/A	640 A A
#011563	235/55R18	100	V	N/A	640 A A
#009168	235/55R19	101	H	N/A	640 A A
#011542	235/60R16	100	H	N/A	640 A A
#011535	235/60R17	102	H	N/A	640 A A
#009163	235/60R18	103	H	N/A	640 A A
#011531	235/65R16	103	T	N/A	640 A A
#008101	235/65R17	104	H	N/A	N/A
#009167	235/65R18	106	H	N/A	640 A A
#009171	235/70R16	106	H	N/A	640 A A
#011558	245/45R18	96	V	N/A	640 A A
#009166	245/60R18	105	H	N/A	N/A

## Firestone

All-Season Passenger SUV, CUV and Light Truck Highway tire. Outline White Sidewall (OWL) or Black Sidewall (BSW) depending on Size.

### FEATURES

- Tractiotech Technology including full-depth tread design and new, advanced rubber compounds
- HydroGrip Technology with an improved tread pattern including open shoulder slots and full-depth tread design
- Newly enhanced tread design with full-depth, 3D sipes
- 70,000 Mile Limited Treadwear Warranty
- 90 Day Buy & Try Guarantee

### BENEFITS

- Provides more consistent wear over longer tire life
- For enhanced water evacuation from contact patch under wet conditions
- For enhanced snow traction and improved performance throughout the tire's limited warranty



## Specifications

Manufacturer Item Number

005342

Make

FIRESTONE

Model

DESTINATION LE3

Display Name

255/70R16 DESTINATION LE3

GM Code

19426744

Load Range

SL

UTQG

700 A B

Sidewall

OWL

Section Width

255

Aspect Ratio

70

Rim Size

16

Overall Diameter

30.1

Load Rating (Single/Double)

111

Speed Rating

T

Load Capacity Single

2403 lbs

Max Inflation Pressure

44 psi

Weight

22 lbs

55 IDS

Approved Rim Width

6.5-8.5

Measuring Rim Width

8.0

Overall Width

10.2

Tread Depth

10

Revolutions Per Mile

693 rpm

Warranty

70000 miles

UPC

092971314002

---

## Other Sizes

Item Number	Size	Load Rating	Speed Rating	Ply Rating	UTQG
#005349	205/70R16	97	H	N/A	700 A B
#005358	215/60R17	96	H	N/A	700 A B
#005351	215/65R16	98	H	N/A	700 A B
#005357	215/65R17	99	H	N/A	700 A B
#005350	215/70R16	100	H	N/A	700 A B
#005343	215/75R15	100	T	N/A	700 A B
#005361	225/55R17	97	V	N/A	700 A B
#005378	225/55R18	98	H	N/A	700 A B
#005393	225/55R19	99	H	N/A	700 A B
#005360	225/60R17	99	H	N/A	700 A B
#005376	225/60R18	100	H	N/A	700 A B
#005359	225/65R17	102	H	N/A	700 A B
#005345	225/70R15	100	T	N/A	700 A B

#005335	225/70R16	103	T	N/A	700 A B
#005344	225/75R15	102	T	N/A	700 A B
#005334	225/75R16	104	T	N/A	700 A B
#005396	235/45R19	95	H	N/A	700 A B
#005383	235/50R18	97	H	N/A	700 A B
#005395	235/50R19	99	H	N/A	700 A B
#005368	235/55R17	99	H	N/A	700 A B
#005382	235/55R18	100	V	N/A	700 A B
#005394	235/55R19	101	H	N/A	700 A B
#005400	235/55R20	102	H	N/A	700 A B
#005366	235/60R17	102	H	N/A	700 A B
#005380	235/60R18	103	H	N/A	700 A B
#005339	235/65R16	103	H	N/A	700 A B
#005365	235/65R17	104	H	N/A	700 A B
#005379	235/65R18	106	T	N/A	700 A B
#005338	235/70R16	106	T	N/A	700 A B
#005362	235/70R17	109	T	N/A	700 A B
#005346	235/75R15	109	T	N/A	700 A B
#005336	235/75R16	108	T	N/A	700 A B
#005401	245/50R20	102	H	N/A	700 A B
#005397	245/55R19	103	H	N/A	700 A B
#005384	245/60R18	105	H	N/A	700 A B
#005412	245/60R20	107	H	N/A	700 A B
#005370	245/65R17	107	T	N/A	700 A B
#005341	245/70R16	107	T	N/A	700 A B
#005369	245/70R17	110	T	N/A	700 A B
#005340	245/75R16	111	T	N/A	700 A B
#005398	255/50R19	107	H	N/A	700 A B
#005406	255/50R20	109	H	N/A	700 A B

#005387	255/55R18	109	H	N/A	700 A B
#005405	255/55R20	107	H	N/A	700 A B
#005403	255/60R19	109	H	N/A	700 A B
#005352	255/65R16	109	T	N/A	700 A B
#005372	255/65R17	110	T	N/A	700 A B
#005386	255/65R18	111	H	N/A	700 A B
#005371	255/70R17	112	T	N/A	700 A B
#005385	255/70R18	113	T	N/A	700 A B
#005408	265/50R20	107	H	N/A	700 A B
#005391	265/60R18	110	T	N/A	700 A B
#005375	265/65R17	112	T	N/A	700 A B
#005389	265/65R18	114	T	N/A	700 A B
#005354	265/70R16	112	T	N/A	700 A B
#005374	265/70R17	115	T	N/A	700 A B
#005388	265/70R18	116	T	N/A	700 A B
#005348	265/75R15	112	T	N/A	700 A B
#005353	265/75R16	116	T	N/A	700 A B
#005411	275/45R20	110	H	N/A	700 A B
#005399	275/55R19	111	H	N/A	700 A B
#005410	275/55R20	113	H	N/A	700 A B
#005409	275/60R20	115	H	N/A	700 A B
#005392	275/65R18	116	T	N/A	700 A B
#005413	285/45R22	110	H	N/A	700 A B



## Firestone

All-Season Passenger SUV, CUV and Light Truck Highway tire. Outline White Sidewall (OWL) or Black Sidewall (BSW) depending on Size.

### FEATURES

- Traciontech Technology including full-depth tread design and new, advanced rubber compounds
- HydroGrip Technology with an improved tread pattern including open shoulder slots and full-depth tread design
- Newly enhanced tread design with full-depth, 3D sipes
- 70,000 Mile Limited Treadwear Warranty
- 90 Day Buy & Try Guarantee

### BENEFITS

- Provides more consistent wear over longer tire life
- For enhanced water evacuation from contact patch under wet conditions
- For enhanced snow traction and improved performance throughout the tire's limited warranty



## Specifications

Manufacturer Item Number

005346

Make

FIRESTONE

Model

DESTINATION LE3

Display Name

235/75R15 XL DESTINATION LE3

GM Code

19426354

Load Range

XL

UTQG

700 A B

Sidewall

OWL

Section Width

235

Aspect Ratio

75

Rim Size

15

Overall Diameter

28.9

Load Rating (Single/Double)

109

Speed Rating

T

Load Capacity Single

2271 lbs

Max Inflation Pressure

50 psi

Weight

20.27 lbs

29.21 IDS

Approved Rim Width

6.0-8.0

Measuring Rim Width

7.0

Overall Width

9.3

Tread Depth

10

Revolutions Per Mile

722 rpm

Warranty

70000 miles

UPC

092971309114(CR), 092971325244(MX)

---

## Other Sizes

Item Number	Size	Load Rating	Speed Rating	Ply Rating	UTQG
#005349	205/70R16	97	H	N/A	700 A B
#005358	215/60R17	96	H	N/A	700 A B
#005351	215/65R16	98	H	N/A	700 A B
#005357	215/65R17	99	H	N/A	700 A B
#005350	215/70R16	100	H	N/A	700 A B
#005343	215/75R15	100	T	N/A	700 A B
#005361	225/55R17	97	V	N/A	700 A B
#005378	225/55R18	98	H	N/A	700 A B
#005393	225/55R19	99	H	N/A	700 A B
#005360	225/60R17	99	H	N/A	700 A B
#005376	225/60R18	100	H	N/A	700 A B
#005359	225/65R17	102	H	N/A	700 A B
#005345	225/70R15	100	T	N/A	700 A B

#005335	225/70R16	103	T	N/A	700 A B
#005344	225/75R15	102	T	N/A	700 A B
#005334	225/75R16	104	T	N/A	700 A B
#005396	235/45R19	95	H	N/A	700 A B
#005383	235/50R18	97	H	N/A	700 A B
#005395	235/50R19	99	H	N/A	700 A B
#005368	235/55R17	99	H	N/A	700 A B
#005382	235/55R18	100	V	N/A	700 A B
#005394	235/55R19	101	H	N/A	700 A B
#005400	235/55R20	102	H	N/A	700 A B
#005366	235/60R17	102	H	N/A	700 A B
#005380	235/60R18	103	H	N/A	700 A B
#005339	235/65R16	103	H	N/A	700 A B
#005365	235/65R17	104	H	N/A	700 A B
#005379	235/65R18	106	T	N/A	700 A B
#005338	235/70R16	106	T	N/A	700 A B
#005362	235/70R17	109	T	N/A	700 A B
#005336	235/75R16	108	T	N/A	700 A B
#005401	245/50R20	102	H	N/A	700 A B
#005397	245/55R19	103	H	N/A	700 A B
#005384	245/60R18	105	H	N/A	700 A B
#005412	245/60R20	107	H	N/A	700 A B
#005370	245/65R17	107	T	N/A	700 A B
#005341	245/70R16	107	T	N/A	700 A B
#005369	245/70R17	110	T	N/A	700 A B
#005340	245/75R16	111	T	N/A	700 A B
#005398	255/50R19	107	H	N/A	700 A B
#005406	255/50R20	109	H	N/A	700 A B
#005387	255/55R18	109	H	N/A	700 A B

#005405	255/55R20	107	H	N/A	700 A B
#005403	255/60R19	109	H	N/A	700 A B
#005352	255/65R16	109	T	N/A	700 A B
#005372	255/65R17	110	T	N/A	700 A B
#005386	255/65R18	111	H	N/A	700 A B
#005342	255/70R16	111	T	N/A	700 A B
#005371	255/70R17	112	T	N/A	700 A B
#005385	255/70R18	113	T	N/A	700 A B
#005408	265/50R20	107	H	N/A	700 A B
#005391	265/60R18	110	T	N/A	700 A B
#005375	265/65R17	112	T	N/A	700 A B
#005389	265/65R18	114	T	N/A	700 A B
#005354	265/70R16	112	T	N/A	700 A B
#005374	265/70R17	115	T	N/A	700 A B
#005388	265/70R18	116	T	N/A	700 A B
#005348	265/75R15	112	T	N/A	700 A B
#005353	265/75R16	116	T	N/A	700 A B
#005411	275/45R20	110	H	N/A	700 A B
#005399	275/55R19	111	H	N/A	700 A B
#005410	275/55R20	113	H	N/A	700 A B
#005409	275/60R20	115	H	N/A	700 A B
#005392	275/65R18	116	T	N/A	700 A B
#005413	285/45R22	110	H	N/A	700 A B

---

## Firestone

All-Season Passenger SUV, CUV and Light Truck Highway tire. Outline White Sidewall (OWL) or Black Sidewall (BSW) depending on Size.

### FEATURES

- Tractiotech Technology including full-depth tread design and new, advanced rubber compounds
- HydroGrip Technology with an improved tread pattern including open shoulder slots and full-depth tread design
- Newly enhanced tread design with full-depth, 3D sipes
- 70,000 Mile Limited Treadwear Warranty
- 90 Day Buy & Try Guarantee

### BENEFITS

- Provides more consistent wear over longer tire life
- For enhanced water evacuation from contact patch under wet conditions
- For enhanced snow traction and improved performance throughout the tire's limited warranty



## Specifications

Manufacturer Item Number

005369

Make

FIRESTONE

Model

DESTINATION LE3

Display Name

245/70R17 DESTINATION LE3

GM Code

19426361

Load Range

SL

UTQG

700 A B

Sidewall

OWL

Section Width

245

Aspect Ratio

70

Rim Size

17

Overall Diameter

30.6

Load Rating (Single/Double)

110

Speed Rating

T

Load Capacity Single

2337 lbs

Max Inflation Pressure

44 psi

Weight

22 lbs

32 lbs

Approved Rim Width

6.5-8.0

Measuring Rim Width

7.0

Overall Width

9.8

Tread Depth

10

Revolutions Per Mile

682 rpm

Warranty

70000 miles

UPC

092971318055

---

## Other Sizes

Item Number	Size	Load Rating	Speed Rating	Ply Rating	UTQG
#005349	205/70R16	97	H	N/A	700 A B
#005358	215/60R17	96	H	N/A	700 A B
#005351	215/65R16	98	H	N/A	700 A B
#005357	215/65R17	99	H	N/A	700 A B
#005350	215/70R16	100	H	N/A	700 A B
#005343	215/75R15	100	T	N/A	700 A B
#005361	225/55R17	97	V	N/A	700 A B
#005378	225/55R18	98	H	N/A	700 A B
#005393	225/55R19	99	H	N/A	700 A B
#005360	225/60R17	99	H	N/A	700 A B
#005376	225/60R18	100	H	N/A	700 A B
#005359	225/65R17	102	H	N/A	700 A B
#005345	225/70R15	100	T	N/A	700 A B

#005335	225/70R16	103	T	N/A	700 A B
#005344	225/75R15	102	T	N/A	700 A B
#005334	225/75R16	104	T	N/A	700 A B
#005396	235/45R19	95	H	N/A	700 A B
#005383	235/50R18	97	H	N/A	700 A B
#005395	235/50R19	99	H	N/A	700 A B
#005368	235/55R17	99	H	N/A	700 A B
#005382	235/55R18	100	V	N/A	700 A B
#005394	235/55R19	101	H	N/A	700 A B
#005400	235/55R20	102	H	N/A	700 A B
#005366	235/60R17	102	H	N/A	700 A B
#005380	235/60R18	103	H	N/A	700 A B
#005339	235/65R16	103	H	N/A	700 A B
#005365	235/65R17	104	H	N/A	700 A B
#005379	235/65R18	106	T	N/A	700 A B
#005338	235/70R16	106	T	N/A	700 A B
#005362	235/70R17	109	T	N/A	700 A B
#005346	235/75R15	109	T	N/A	700 A B
#005336	235/75R16	108	T	N/A	700 A B
#005401	245/50R20	102	H	N/A	700 A B
#005397	245/55R19	103	H	N/A	700 A B
#005384	245/60R18	105	H	N/A	700 A B
#005412	245/60R20	107	H	N/A	700 A B
#005370	245/65R17	107	T	N/A	700 A B
#005341	245/70R16	107	T	N/A	700 A B
#005340	245/75R16	111	T	N/A	700 A B
#005398	255/50R19	107	H	N/A	700 A B
#005406	255/50R20	109	H	N/A	700 A B
#005387	255/55R18	109	H	N/A	700 A B

#005405	255/55R20	107	H	N/A	700 A B
#005403	255/60R19	109	H	N/A	700 A B
#005352	255/65R16	109	T	N/A	700 A B
#005372	255/65R17	110	T	N/A	700 A B
#005386	255/65R18	111	H	N/A	700 A B
#005342	255/70R16	111	T	N/A	700 A B
#005371	255/70R17	112	T	N/A	700 A B
#005385	255/70R18	113	T	N/A	700 A B
#005408	265/50R20	107	H	N/A	700 A B
#005391	265/60R18	110	T	N/A	700 A B
#005375	265/65R17	112	T	N/A	700 A B
#005389	265/65R18	114	T	N/A	700 A B
#005354	265/70R16	112	T	N/A	700 A B
#005374	265/70R17	115	T	N/A	700 A B
#005388	265/70R18	116	T	N/A	700 A B
#005348	265/75R15	112	T	N/A	700 A B
#005353	265/75R16	116	T	N/A	700 A B
#005411	275/45R20	110	H	N/A	700 A B
#005399	275/55R19	111	H	N/A	700 A B
#005410	275/55R20	113	H	N/A	700 A B
#005409	275/60R20	115	H	N/A	700 A B
#005392	275/65R18	116	T	N/A	700 A B
#005413	285/45R22	110	H	N/A	700 A B

---

## Firestone

All-Season Passenger SUV, CUV and Light Truck Highway tire. Outline White Sidewall (OWL) or Black Sidewall (BSW) depending on Size.

### FEATURES

- TracTionTech Technology including full-depth tread design and new, advanced rubber compounds
- HydroGrip Technology with an improved tread pattern including open shoulder slots and full-depth tread design
- Newly enhanced tread design with full-depth, 3D sipes
- 70,000 Mile Limited Treadwear Warranty
- 90 Day Buy & Try Guarantee

### BENEFITS

- Provides more consistent wear over longer tire life
- For enhanced water evacuation from contact patch under wet conditions
- For enhanced snow traction and improved performance throughout the tire's limited warranty



## Specifications

Manufacturer Item Number

005372

Make

FIRESTONE

Model

DESTINATION LE3

Display Name

255/65R17 DESTINATION LE3

GM Code

19426367

Load Range

SL

UTQG

700 A B

Sidewall

OWL

Section Width

255

Aspect Ratio

65

Rim Size

17

Overall Diameter

30.1

Load Rating (Single/Double)

110

Speed Rating

T

Load Capacity Single

2337 lbs

Max Inflation Pressure

44 psi

Weight

22.2 lbs

33.2 IDS

Approved Rim Width

7.0-9.0

Measuring Rim Width

8.0

Overall Width

10.2

Tread Depth

10

Revolutions Per Mile

693 rpm

Warranty

70000 miles

UPC

092971312930

---

## Other Sizes

Item Number	Size	Load Rating	Speed Rating	Ply Rating	UTQG
#005349	205/70R16	97	H	N/A	700 A B
#005358	215/60R17	96	H	N/A	700 A B
#005351	215/65R16	98	H	N/A	700 A B
#005357	215/65R17	99	H	N/A	700 A B
#005350	215/70R16	100	H	N/A	700 A B
#005343	215/75R15	100	T	N/A	700 A B
#005361	225/55R17	97	V	N/A	700 A B
#005378	225/55R18	98	H	N/A	700 A B
#005393	225/55R19	99	H	N/A	700 A B
#005360	225/60R17	99	H	N/A	700 A B
#005376	225/60R18	100	H	N/A	700 A B
#005359	225/65R17	102	H	N/A	700 A B
#005345	225/70R15	100	T	N/A	700 A B

#005335	225/70R16	103	T	N/A	700 A B
#005344	225/75R15	102	T	N/A	700 A B
#005334	225/75R16	104	T	N/A	700 A B
#005396	235/45R19	95	H	N/A	700 A B
#005383	235/50R18	97	H	N/A	700 A B
#005395	235/50R19	99	H	N/A	700 A B
#005368	235/55R17	99	H	N/A	700 A B
#005382	235/55R18	100	V	N/A	700 A B
#005394	235/55R19	101	H	N/A	700 A B
#005400	235/55R20	102	H	N/A	700 A B
#005366	235/60R17	102	H	N/A	700 A B
#005380	235/60R18	103	H	N/A	700 A B
#005339	235/65R16	103	H	N/A	700 A B
#005365	235/65R17	104	H	N/A	700 A B
#005379	235/65R18	106	T	N/A	700 A B
#005338	235/70R16	106	T	N/A	700 A B
#005362	235/70R17	109	T	N/A	700 A B
#005346	235/75R15	109	T	N/A	700 A B
#005336	235/75R16	108	T	N/A	700 A B
#005401	245/50R20	102	H	N/A	700 A B
#005397	245/55R19	103	H	N/A	700 A B
#005384	245/60R18	105	H	N/A	700 A B
#005412	245/60R20	107	H	N/A	700 A B
#005370	245/65R17	107	T	N/A	700 A B
#005341	245/70R16	107	T	N/A	700 A B
#005369	245/70R17	110	T	N/A	700 A B
#005340	245/75R16	111	T	N/A	700 A B
#005398	255/50R19	107	H	N/A	700 A B
#005406	255/50R20	109	H	N/A	700 A B

#005387	255/55R18	109	H	N/A	700 A B
#005405	255/55R20	107	H	N/A	700 A B
#005403	255/60R19	109	H	N/A	700 A B
#005352	255/65R16	109	T	N/A	700 A B
#005386	255/65R18	111	H	N/A	700 A B
#005342	255/70R16	111	T	N/A	700 A B
#005371	255/70R17	112	T	N/A	700 A B
#005385	255/70R18	113	T	N/A	700 A B
#005408	265/50R20	107	H	N/A	700 A B
#005391	265/60R18	110	T	N/A	700 A B
#005375	265/65R17	112	T	N/A	700 A B
#005389	265/65R18	114	T	N/A	700 A B
#005354	265/70R16	112	T	N/A	700 A B
#005374	265/70R17	115	T	N/A	700 A B
#005388	265/70R18	116	T	N/A	700 A B
#005348	265/75R15	112	T	N/A	700 A B
#005353	265/75R16	116	T	N/A	700 A B
#005411	275/45R20	110	H	N/A	700 A B
#005399	275/55R19	111	H	N/A	700 A B
#005410	275/55R20	113	H	N/A	700 A B
#005409	275/60R20	115	H	N/A	700 A B
#005392	275/65R18	116	T	N/A	700 A B
#005413	285/45R22	110	H	N/A	700 A B



© 2020 E-Solution Professionals Pty Ltd.

[Terms of Service](#) | [Privacy Policy](#)

# Firestone

All-Season Passenger Car tire.

## FEATURES

- Deep sipes
- Specially engineered
- 55,000 Mile Limited Warranty (CUV intended sizes)
- 65,000 Mile Limited Warranty (All other sizes)
- Gold Pledge Limited Warranty
- Buy & Try 30-Day Guarantee

## BENEFITS

- Provide wet and all-season performance
- To provide performance in wet, dry and snowy conditions with traction and handling all year long



---

## Specifications

Manufacturer Item Number

006258

Make

-----

FIRESTONE

Model

ALL SEASON

Display Name

205/60R16 ALL SEASON

GM Code

19382440

Load Range

SL

UTQG

560 A B

Sidewall

BSW

Section Width

205

Aspect Ratio

60

Rim Size

16

Overall Diameter

25.7

Load Rating (Single/Double)

92

Speed Rating

T

Load Capacity Single

1389 lbs

Max Inflation Pressure

44 psi

Weight

18.4 lbs

Approved Rim Width

5.5-7.5

Measuring Rim Width

6.0

Overall Width

8.2

Tread Depth

9

Revolutions Per Mile

812 rpm

Warranty

65000 miles

UPC

092971277086, 092971308292, 092971324384, 092971324391

---

## Other Sizes

Item Number	Size	Load Rating	Speed Rating	Ply Rating	UTQG
#004054	175/65R15	84	T	N/A	560 A B
#003051	185/55R16	83	T	N/A	560 A B
#004058	185/60R15	84	T	N/A	560 A B
#004040	185/65R14	86	T	N/A	560 A B
#004018	185/65R15	88	T	N/A	560 A B
#006254	195/60R15	88	T	N/A	560 A B
#006252	195/65R15	91	T	N/A	560 A B
#004062	195/70R14	91	T	N/A	560 A B
#004070	205/50R16	87	H	N/A	560 A B
#007790	205/50R17	89	H	N/A	560 A B
#006251	205/55R16	91	T	N/A	560 A B
#004012	205/65R15	94	T	N/A	560 A B
#004030	205/65R16	95	T	N/A	560 A B
#004044	205/70R15	96	T	N/A	560 A B
#007789	215/50R17	91	H	N/A	560 A B
#004042	215/55R16	93	T	N/A	560 A B

#007788	215/55R17	94	H	N/A	560 A B
#003816	215/60R16	95	T	N/A	560 A B
#004034	215/60R17	96	T	N/A	560 A B
#004020	215/65R16	98	T	N/A	560 A B
#004050	215/65R17	99	T	N/A	560 A B
#004014	215/70R15	98	T	N/A	560 A B
#003036	215/70R16	100	S	N/A	480 A B
#006253	225/50R17	94	T	N/A	560 A B
#006255	225/55R17	97	T	N/A	560 A B
#003076	225/55R18	98	H	N/A	480 A B
#004002	225/60R16	98	T	N/A	560 A B
#004022	225/60R17	99	T	N/A	560 A B
#004060	225/60R18	100	T	N/A	560 A B
#004046	225/65R16	100	T	N/A	560 A B
#003019	225/65R17	102	T	N/A	480 A B
#013343	225/65R17	102	H	N/A	480 A B
#003042	225/70R16	103	T	N/A	480 A B
#003065	235/45R18	94	H	N/A	560 A B
#006256	235/55R17	99	T	N/A	560 A B
#003030	235/55R18	100	H	N/A	480 A B
#003050	235/55R19	101	H	N/A	480 A B
#004068	235/60R16	100	T	N/A	560 A B
#004032	235/60R17	102	T	N/A	560 A B
#003040	235/60R18	103	H	N/A	480 A B
#004028	235/65R16	103	T	N/A	560 A B
#003034	235/65R17	104	T	N/A	480 A B
#003068	235/65R18	106	T	N/A	480 A B
#003057	245/55R18	103	T	N/A	560 A B
#003080	245/55R19	103	S	N/A	480 A B
#003066	245/60R18	105	T	N/A	480 A B

#013342	245/60R18	105	H	N/A	480 A B
#003058	265/60R18	110	T	N/A	480 A B
#003024	P235/70R16	104	T	N/A	480 A B
#003082	P245/50R20	102	H	N/A	480 A B
#003092	P255/55R20	107	H	N/A	480 A B
#003084	P255/60R19	108	S	N/A	480 A B
#003072	P255/65R18	109	S	N/A	480 A B

---



## Firestone

All-Season Passenger Car tire Designed for Law Enforcement and High-Speed Emergency Use.

### FEATURES

- New modified tread compound
- Deep grooves
- Tread pattern with open shoulder areas
- Quick steering response

### BENEFITS

- Provides long tread life
- Helps maintain dependable grip as the tread wears down
- Speed up evacuation of water from the contact area, reducing the risk of hydroplaning



---

## Specifications

Manufacturer Item Number

008921

Make

FIRESTONE

Model

FIREHAWK PURSUIT

Display Name

275/55R20 FIREHAWK PURSUIT OE

GM Code

84350227

Load Range

SL

UTQG

640 AA A

Sidewall

BSW

Section Width

275

Aspect Ratio

55

Rim Size

20

Overall Diameter

31.9

Load Rating (Single/Double)

113

Speed Rating

V

Load Capacity Single

2535 lbs

Max Inflation Pressure

51 psi

Weight

40.07 lbs

Approved Rim Width

7.5-9.5

Tread Depth

9

Revolutions Per Mile

653 rpm

UPC

092971294687

---

## Other Sizes

Item Number	Size	Load Rating	Speed Rating	Ply Rating	UTQG
#011688	225/60R18	100	W	N/A	640 AA A
#011494	235/50R17	96	W	N/A	640 AA A
#011686	235/50R18	101	W	N/A	640 AA A
#011687	235/55R17	99	W	N/A	640 AA A
#000702	245/55R18	103	W	N/A	640 AA A
#012114	255/60R18	108	V	N/A	640 AA A
#011685	265/60R17	108	V	N/A	640 AA A

---



## Firestone

All-Season Passenger Car tire Designed for Law Enforcement and High-Speed Emergency Use.

### FEATURES

- New modified tread compound
- Deep grooves
- Tread pattern with open shoulder areas
- Quick steering response

### BENEFITS

- Provides long tread life
- Helps maintain dependable grip as the tread wears down
- Speed up evacuation of water from the contact area, reducing the risk of hydroplaning



---

## Specifications

Manufacturer Item Number

011685

Make

FIRESTONE

Model

FIREHAWK PURSUIT

Display Name

265/60R17 FIREHAWK PURSUIT

GM Code

19427874

Load Range

SL

UTQG

640 AA A

Sidewall

BSW

Section Width

265

Aspect Ratio

60

Rim Size

17

Overall Diameter

29.5

Load Rating (Single/Double)

108

Speed Rating

V

Load Capacity Single

2205 lbs

Max Inflation Pressure

51 psi

Weight

34.75 lbs

Approved Rim Width

7.5-9.5

Tread Depth

9

Revolutions Per Mile

706 rpm

UPC

092971313951

---

## Other Sizes

Item Number	Size	Load Rating	Speed Rating	Ply Rating	UTQG
#011688	225/60R18	100	W	N/A	640 AA A
#011494	235/50R17	96	W	N/A	640 AA A
#011686	235/50R18	101	W	N/A	640 AA A
#011687	235/55R17	99	W	N/A	640 AA A
#000702	245/55R18	103	W	N/A	640 AA A
#012114	255/60R18	108	V	N/A	640 AA A
#008921	275/55R20	113	V	N/A	640 AA A

---



## Firestone

Commercial Truck/Bus. SmartWay Verified Medium-Duty Truck All-Position Radial tire Suitable for Regional and Urban Service.

### FEATURES

- Solid shoulder ribs
- Specialized groove shape
- Deep, wide tread
- Optimized footprint area
- Stone rejectors in center grooves
- Sidewall protector ribs
- Optimized casing package
- EPA SmartWay Verified and California Air Resources Board (CARB) compliant

### BENEFITS

- Enhance resistance to maneuvering scrub, helping extend the life of the tire
- Designed to better resist rib tearing
- Spreads load over a larger area, distributing footprint pressure to promote long, even wear and increase original tread life
- Help provide resistance to stone drilling and protect belts for enhanced casing durability and longer tire life
- Help protect the casing from cuts, snags and abrasions due to curbing and impacts
- Achieves durability and retreadability while delivering improved rolling resistance



---

## Specifications

Manufacturer Item Number

012715

Make

FIRESTONE

Model

FS561A

Display Name

12R22.5 H FS561A

Sidewall

BSW

Rim Size

22.5

Inch Width

12

Overall Diameter

42.7

Load Rating (Single/Double)

150/147

Speed Rating

L

Ply Rating

16

Load Capacity Single

7390 lbs

Load Capacity Dual

6780 lbs

Max Inflation Pressure

120 psi

Weight

140 lbs

Measuring Rim Width

9.0

Overall Width

11.7

Tread Depth

21

Revolutions Per Mile

486 rpm

---

## Other Sizes

Item Number	Size	Load Rating	Speed Rating	Ply Rating	UTQG
#012714	10R22.5	141/139	L	14	N/A
#012709	11R22.5	144/142	L	14	N/A
#012710	11R22.5	146/143	L	16	N/A
#012711	11R24.5	146/143	L	14	N/A
#012712	11R24.5	149/146	L	16	N/A
#012716	275/70R22.5	148/145	L	18	N/A
#012708	285/75R24.5	144/141	L	14	N/A
#012707	295/75R22.5	144/141	L	14	N/A
#012718	9R22.5	133/131	L	12	N/A

---



## Firestone

All-Weather All-Terrain Passenger Light Truck/SUV tire.

### FEATURES

- Aggressive shoulder tread pattern
- Full-depth interlocking 3D sipe technology
- Increased surface and see-through void
- Carries the Three-Peak Mountain Snowflake (3PMSF) symbol
- 55,000 Mile/90,000 km Limited Treadwear Warranty
- 90-Day Buy and Try Guarantee

### BENEFITS

- Helps to improve off-road handling
- Helps to provide even wear and consistent performance through the limited mileage warranty
- Helps to improve water evacuation to improve wet stopping and handling
- Meets the required performance criteria for Use in Severe Snow Conditions



---

Specifications

Manufacturer Item Number

014043

Make

FIRESTONE

Model

DESTINATION A/T2

Display Name

P235/75R15 DESTINATION A/T2

GM Code

19424916

Load Range

SL

UTQG

540 A B

Sidewall

OWL

Section Width

235

Aspect Ratio

75

Rim Size

15

Overall Diameter

28.9

Load Rating (Single/Double)

105

Speed Rating

S

Load Capacity Single

2028 lbs

Max Inflation Pressure

44 psi

Weight

29.53 lbs

Approved Rim Width

6.0-8.0

Measuring Rim Width

6.5

Overall Width

9.3

Tread Depth

12

Revolutions Per Mile

722 rpm

Warranty

55000 miles

UPC

092971304539

---

## Other Sizes

Item Number	Size	Load Rating	Speed Rating	Ply Rating	UTQG
#012112	275/65R18	116	T	N/A	540 A B
#005214	285/45R22	114	H	N/A	540 A B
#014111	P225/75R16	104	S	N/A	540 A B
#014502	P235/65R17	103	S	N/A	540 A B
#014213	P235/70R16	104	S	N/A	540 A B
#014366	P235/70R17	108	S	N/A	540 A B
#005284	P235/75R16	106	S	N/A	540 A B
#014315	P235/75R17	108	S	N/A	540 A B
#014723	P245/60R18	104	T	N/A	540 A B
#014519	P245/65R17	105	T	N/A	540 A B
#014247	P245/70R16	106	S	N/A	540 A B
#014383	P245/70R17	108	S	N/A	540 A B
#014145	P245/75R16	109	S	N/A	540 A B

#014536	P255/65R17	108	S	N/A	540 A B
#014264	P255/70R16	109	S	N/A	540 A B
#014417	P255/70R17	110	S	N/A	540 A B
#014570	P255/70R18	112	S	N/A	540 A B
#014349	P255/75R17	113	S	N/A	540 A B
#014740	P265/60R18	109	T	N/A	540 A B
#014553	P265/65R17	110	S	N/A	540 A B
#014689	P265/65R18	112	S	N/A	540 A B
#014298	P265/70R16	111	T	N/A	540 A B
#014434	P265/70R17	113	S	N/A	540 A B
#014587	P265/70R18	114	S	N/A	540 A B
#014162	P265/75R16	114	T	N/A	540 A B
#014774	P275/55R20	111	S	N/A	540 A B
#014757	P275/60R20	114	S	N/A	540 A B
#014706	P275/65R18	114	T	N/A	540 A B
#014468	P285/70R17	117	T	N/A	540 A B

---



© 2020 E-Solution Professionals Pty Ltd.

[Terms of Service](#) | [Privacy Policy](#)

## Firestone

All-Weather All-Terrain Passenger Light Truck/SUV tire.

### FEATURES

- Aggressive shoulder tread pattern
- Full-depth interlocking 3D sipe technology
- Increased surface and see-through void
- Carries the Three-Peak Mountain Snowflake (3PMSF) symbol
- 55,000 Mile/90,000 km Limited Treadwear Warranty
- 90-Day Buy and Try Guarantee

### BENEFITS

- Helps to improve off-road handling
- Helps to provide even wear and consistent performance through the limited mileage warranty
- Helps to improve water evacuation to improve wet stopping and handling
- Meets the required performance criteria for Use in Severe Snow Conditions



---

Specifications

Manufacturer Item Number

014315

Make

FIRESTONE

Model

DESTINATION A/T2

Display Name

P235/75R17 DESTINATION A/T2

GM Code

19424918

Load Range

SL

UTQG

540 A B

Sidewall

OWL

Section Width

235

Aspect Ratio

75

Rim Size

17

Overall Diameter

30.9

Load Rating (Single/Double)

108

Speed Rating

S

Load Capacity Single

2205 lbs

Max Inflation Pressure

44 psi

Weight

33.55 lbs

Approved Rim Width

6.0-8.0

Measuring Rim Width

6.5

Overall Width

9.3

Tread Depth

12

Revolutions Per Mile

675 rpm

Warranty

55000 miles

UPC

092971304591

---

## Other Sizes

Item Number	Size	Load Rating	Speed Rating	Ply Rating	UTQG
#012112	275/65R18	116	T	N/A	540 A B
#005214	285/45R22	114	H	N/A	540 A B
#014111	P225/75R16	104	S	N/A	540 A B
#014502	P235/65R17	103	S	N/A	540 A B
#014213	P235/70R16	104	S	N/A	540 A B
#014366	P235/70R17	108	S	N/A	540 A B
#014043	P235/75R15	105	S	N/A	540 A B
#005284	P235/75R16	106	S	N/A	540 A B
#014723	P245/60R18	104	T	N/A	540 A B
#014519	P245/65R17	105	T	N/A	540 A B
#014247	P245/70R16	106	S	N/A	540 A B
#014383	P245/70R17	108	S	N/A	540 A B
#014145	P245/75R16	109	S	N/A	540 A B

#014536	P255/65R17	108	S	N/A	540 A B
#014264	P255/70R16	109	S	N/A	540 A B
#014417	P255/70R17	110	S	N/A	540 A B
#014570	P255/70R18	112	S	N/A	540 A B
#014349	P255/75R17	113	S	N/A	540 A B
#014740	P265/60R18	109	T	N/A	540 A B
#014553	P265/65R17	110	S	N/A	540 A B
#014689	P265/65R18	112	S	N/A	540 A B
#014298	P265/70R16	111	T	N/A	540 A B
#014434	P265/70R17	113	S	N/A	540 A B
#014587	P265/70R18	114	S	N/A	540 A B
#014162	P265/75R16	114	T	N/A	540 A B
#014774	P275/55R20	111	S	N/A	540 A B
#014757	P275/60R20	114	S	N/A	540 A B
#014706	P275/65R18	114	T	N/A	540 A B
#014468	P285/70R17	117	T	N/A	540 A B

---



© 2020 E-Solution Professionals Pty Ltd.

[Terms of Service](#) | [Privacy Policy](#)

## Firestone

All-Season Passenger Car/Minivan Touring tire.

### FEATURES

- Full depth tread features
- New tread compound and optimized footprint
- New Fuel Fighter Technology construction
- 70,000 Mile Limited Treadwear Warranty
- Gold Pledge Limited Warranty
- 90-Day Buy and Try Guarantee

### BENEFITS

- Offers dependable performance in wet, dry and wintry conditions
- Built to last a long time
- For improved fuel efficiency



---

## Specifications

Manufacturer Item Number

015029

Make

FIRESTONE

Model

CHAMPION FUEL FIGHTER

Display Name

215/60R16 CHAMPION FUEL FIGHTER

GM Code

19356630

Load Range

SL

UTQG

600 A B

Sidewall

BSW

Section Width

215

Aspect Ratio

60

Rim Size

16

Overall Diameter

26.14

Load Rating (Single/Double)

95

Speed Rating

T

Load Capacity Single

1521 lbs

Max Inflation Pressure

44 psi

Weight

20.5 lbs

Approved Rim Width

6.0-7.5

Measuring Rim Width

6.5

Overall Width

8.7

Tread Depth

10

Revolutions Per Mile

797 rpm

Warranty

70000 miles

UPC

092971262082(TH), 092971299569(US), 092971262631(VN), 092971228293(US),

092971324513(US)

---

## Other Sizes

Item Number	Size	Load Rating	Speed Rating	Ply Rating	UTQG
#015046	175/65R15	84	H	N/A	600 A A
#015386	185/55R15	82	H	N/A	600 A A
#015063	185/60R14	82	H	N/A	600 A A
#014791	185/60R15	84	T	N/A	600 A B
#015080	185/65R15	88	H	N/A	600 A A
#000107	195/50R16	84	H	N/A	600 A A
#015403	195/55R15	85	H	N/A	600 A A
#015097	195/55R16	87	H	N/A	600 A A
#015114	195/60R15	88	H	N/A	600 A A
#015131	195/65R15	91	H	N/A	600 A A
#015420	205/50R16	87	H	N/A	600 A A
#015437	205/50R17	89	V	N/A	600 A A

#015148	205/55R16	91	H	N/A	600 A A
#015165	205/60R15	91	H	N/A	600 A A
#015182	205/60R16	92	H	N/A	600 A A
#015199	205/65R15	94	H	N/A	600 A A
#023240	205/65R16	95	H	N/A	600 A A
#014808	205/70R15	96	T	N/A	600 A B
#015454	215/45R17	87	V	N/A	600 A A
#015471	215/50R17	95	V	N/A	600 A A
#015488	215/55R16	93	H	N/A	600 A A
#015505	215/55R17	94	V	N/A	600 A A
#015216	215/55R18	95	H	N/A	600 A A
#015233	215/60R15	94	H	N/A	600 A A
#015369	215/60R16	95	V	N/A	600 A A
#014825	215/60R17	96	T	N/A	600 A B
#014859	215/65R16	98	T	N/A	600 A B
#014876	215/65R17	99	T	N/A	600 A B
#014910	215/70R15	98	T	N/A	600 A B
#015522	225/45R17	91	V	N/A	600 A A
#015539	225/45R18	95	V	N/A	600 A A
#015556	225/50R17	94	V	N/A	600 A A
#014927	225/50R18	95	T	N/A	600 A B
#015590	225/55R17	97	V	N/A	600 A A
#015607	225/60R16	98	H	N/A	600 A A
#015284	225/60R17	99	H	N/A	600 A A
#015301	225/60R18	100	H	N/A	600 A A
#015335	225/65R16	100	H	N/A	600 A A
#014944	225/65R17	102	T	N/A	600 A B
#014961	225/70R16	103	T	N/A	600 A B
#015624	235/45R17	97	H	N/A	600 A A
#001814	235/45R18	94	V	N/A	600 A A


#015641	235/55R17	99	H	N/A	600 A A
#015658	235/55R18	100	V	N/A	600 A A
#014978	235/60R16	100	T	N/A	600 A B
#015352	235/60R17	102	H	N/A	600 A A
#014995	235/65R16	103	T	N/A	600 A B
#015012	235/65R17	104	T	N/A	600 A A

---



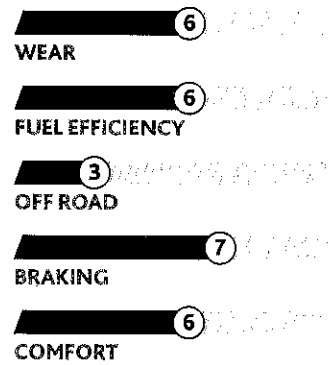
BFGOODRICH®  
**COMMERCIAL T/A® ALL SEASON 2**

The reinforced all-season truck tire designed to meet your business needs.



**BENEFITS OF BFGOODRICH**

- **Help your fleet budget go further**  
 An optimized footprint better distributes stress to increase treadlife and lower operating costs.
- **Commercial Grade toughness, that's built for the long haul**  
 Improved durability vs. the BFGoodrich Commercial T/A All-Season;  
 CoolWedge® shoulder insert enhances cooling and prolongs tire life.



**POPULAR REPLACEMENT MARKET FITMENTS:**

- Ford E-Series 150/250/350
- Ford F-Series 150/250/350
- Chevrolet Silverado
- Dodge Ram 2500/3500
- Dodge 2500/3500

Tire Size	Service Description	Limited Warranty	Side-wall	MSPN	Rim Width Range (inches)	Section Width on Measuring Rim Width (inches)	Overall Diameter (inches)	Tread Depth (in/32nds)	Rev/ Mile @45 mph	Max Load Single (lbs@psi)	Max Load Dual (lbs@psi)	UTQG	O.E. Fitments
LT215/85R16/E	115R	Std	BSW	19836	7 - 5.5	8.5 on 6	30.3	13	684	2680@80	2470@80		
LT225/75R16/E	115R	Std	BSW	93775	7 - 6	8.8 on 6	29.2	13	710	2680@80	2470@80		
LT235/85R16/E	120R	Std	BSW	34213	7.5 - 6	9.3 on 6.5	31.7	13	656	3042@80	2778@80		
LT245/75R16/E	120R	Std	BSW	05485	8 - 6.5	9.8 on 7	30.4	13	683	3042@80	2778@80		
LT265/75R16/E	123R	Std	BSW	01665	8 - 7	10.5 on 7.5	31.6	13	657	3415@80	3085@80		
LT235/80R17/E	120R	Std	BSW	11616	7.5 - 6	9.3 on 6.5	31.8	15	654	3085@80	2835@80		
LT245/70R17/E	119R	Std	BSW	30539	8 - 6.5	9.8 on 7	30.5	14	681	3000@80	2755@80		
LT245/75R17/E	121R	Std	BSW	39532	7.5 - 6.5	9.8 on 7	31.5	15	660	3195@80	2910@80		
LT265/70R17/E	121R	Std	BSW	17795	8.5 - 7	10.7 on 8	31.6	14	657	3195@80	2910@80		

See pages 44 - 45 for Important product information.

8/15/22, 10:34 AM

BF Goodrich All-Terrain T/A KO2 LT275/65R18 E/10PLY WL Tires

<b>Specs:</b>	<b>Value:</b>
Sidewall	WL
Load Index	123/120
Speed Rating	R
Load Range/Ply Rating	E/10PLY
UTQG	Not Available
Max Single Load(lbs)	3415
Max Single Air Pressure(PSI)	80
Tread Depth	15.0
Tread Design	Nondirectional
Rim Width Range	7.5-9.0
Measured Rim Width	8.0
Section Width	11.0
Tread Width	Not Available
Overall Diameter	32.1
Manufacturer Part Number	19463

## BFGOODRICH® LONG TRAIL T/A TOUR

Tire Size	Service Description	Limited Warranty	Side-wall	MSPN	Rim Width Range (inches)	Section Width on Measuring Rim Width (inches)	Overall Diameter (inches)	Tread Depth (in/32nds)	Rev/ Mile @45 mph	Max Load Single (lbs@psi)	UTQG	O.E. Fit-ments
P215/75R15	100T		ORWL	80882	7 - 5.5	8.5 on 6	27.7	12	751	1584@44	580/A/B	
P225/70R15	100T		ORWL	07228	7.5 - 6	9 on 6.5	27.4	12	758	1594@44	580/A/B	
P225/75R15	102T		ORWL	22662	7.5 - 6	8.8 on 6	28.3	12	735	1704@44	580/A/B	
P235/70R15	102T		ORWL	30023	8 - 6	9.5 on 7	28	12	743	1724@44	580/A/B	
P235/75R15/XL	108T		ORWL	89471	8 - 6	9.3 on 6.5	28.9	12	721	1985@50	580/A/B	
P265/70R15	110T		ORWL	68983	9 - 7	10.7 on 8	29.7	12	702	2125@44	580/A/B	
P265/75R15	112T		ORWL	93100	9 - 7	10.5 on 7.5	30.7	12	678	2245@44	580/A/B	
215/70R16	100H		BSW	07127	7 - 5.5	8.7 on 6.5	27.9	11.5	746	1604@44	440/A/A	
P215/70R16	99T		ORWL	04091	7 - 5.5	8.7 on 6.5	27.9	12	746	1554@44	580/A/B	
P215/75R16	101T		ORWL	27133	7 - 5.5	8.5 on 6	28.7	12	726	1654@44	580/A/B	
P225/70R16	101T		ORWL	12528	7.5 - 6	9 on 6.5	28.4	12	732	1654@44	580/A/B	
P225/75R16/XL	106T		ORWL	44404	7.5 - 6	8.8 on 6	29.3	12	710	1904@50	580/A/B	
P235/70R16	104T		ORWL	98706	8 - 6	9.5 on 7	29	12	718	1804@44	580/A/B	
P235/75R16/XL	109T		ORWL	22027	8 - 6	9.3 on 6.5	29.8	12	697	2065@50	580/A/B	
P245/70R16	106T		ORWL	85358	8 - 6.5	9.8 on 7	29.5	12	704	1904@44	580/A/B	
P245/75R16	109T		ORWL	90103	8 - 6.5	9.8 on 7	30.5	12	683	2065@44	580/A/B	
P255/65R16	106T		BSW	00796	9 - 7	10.2 on 7.5	29.1	12	716	1904@44	580/A/B	
P255/70R16	109T		ORWL	78976	8.5 - 6.5	10.2 on 7.5	30.1	12	691	2065@44	580/A/B	
P265/75R16	114T		ORWL	26167	9 - 7	10.5 on 7.5	31.7	12	657	2365@44	580/A/B	
225/65R17	102H		BSW	48275	8 - 6	9 on 6.5	28.5	11.5	730	1704@44	440/A/A	
P235/60R17	100T		BSW	29509	8.5 - 6.5	9.5 on 7	28.1	12	740	1604@44	580/A/B	
P235/65R17	103T		ORWL	18701	8.5 - 6.5	9.5 on 7	29.1	12	716	1754@44	580/A/B	
235/65R17	104H		BSW	80976	8.5 - 6.5	9.5 on 7	29.1	11.5	716	1804@44	440/A/A	
P235/70R17/XL	108T		BSW	00843	8 - 6	9.5 on 7	30	12	693	2005@50	580/A/B	
P235/75R17	108T		BSW	34949	8 - 6	9.3 on 6.5	30.9	12	674	2005@44	580/A/B	
P245/65R17	105T		ORWL	42091	8.5 - 7	9.8 on 7	29.5	12	704	1854@44	580/A/B	
P245/70R17	108T		ORWL	31653	8 - 6.5	9.8 on 7	30.6	12	681	2005@44	580/A/B	
255/60R17	106V		BSW	34456	9 - 7	10.2 on 7.5	29.1	11.5	716	1904@44	440/A/A	
P255/65R17	108T		ORWL	19236	9 - 7	10.2 on 7.5	30.1	12	691	2005@44	580/A/B	
P255/70R17	110T		ORWL	12487	8.5 - 6.5	10.2 on 7.5	31.1	12	669	2125@44	580/A/B	
P265/65R17	110T		BSW	92930	9.5 - 7.5	10.7 on 8	30.6	12	681	2125@44	580/A/B	
P265/70R17	113T		ORWL	39719	9 - 7	10.7 on 8	31.7	12	657	2305@44	580/A/B	
P275/60R17	110T		ORWL	13374	9.5 - 7.5	11 on 8	30	12	693	2125@44	580/A/B	
235/55R18	100V		BSW	39138	8.5 - 6.5	9.7 on 7.5	28.2	11.5	739	1604@44	440/A/A	
235/60R18	103V		BSW	06598	8.5 - 6.5	9.5 on 7	29.1	11.5	715	1754@44	440/A/A	
P235/65R18	104T		BSW	30080	8.5 - 6.5	9.5 on 7	30	12	692	1804@44	580/A/B	
245/60R18	105H		BSW	02829	8.5 - 7	9.8 on 7	29.6	11.5	703	1854@44	440/A/A	
255/55R18	105V		BSW	22371	9 - 7	10.4 on 8	29	11.5	717	1854@44	440/A/A	
P265/70R18	114T		ORWL	06615	9 - 7	10.7 on 8	32.6	12	637	2365@44	580/A/B	
P275/55R20	111T		BSW	28531	9.5 - 7.5	11.2 on 8.5	31.9	12	652	2185@44	580/A/B	
P275/60R20	114T		BSW	32247	9.5 - 7.5	11 on 8	33	12	630	2365@44	580/A/B	

BFGOODRICH® ALL-TERRAIN T/A® KO2

Tire Size	Service Description	Limited Warranty	Side-wall	MSPN	Rim Width Range (inches)	Section Width on Measuring Rim Width (inches)	Overall Diameter (inches)	Tread Depth (in/32nds)	Rev/ Mile @45 mph	Max Load Single (lbs@psi)	Max Load Dual (lbs@psi)	UTQG	O.E. Fit-ments
37x12.50R17/D	124R	Std	RWL	12987	11 - 8.5	12.5 on 10	36.5	15	569	3525@50			
34x12.50R18/E	121R	Std	BSW	36312	11 - 8.5	12.5 on 10	33.5	15	621	3195@65			
35x12.50R18/E	123R	Std	RWL	13389	11 - 8.5	12.5 on 10	34.5	15	602	3415@65			
35x12.50R20/E	121R	Std	BSW	23413	11 - 8.5	12.5 on 10	34.5	15	602	3195@75			
LT215/75R15/C	100S	Std	BSW	41640	7 - 5.5	8.5 on 6	27.6	15	751	1765@50	1610@50		
LT235/75R15/C	104S	Std	RWL	11341	7 - 6	9.3 on 6.5	28.8	15	721	1985@50	1820@50		
LT215/65R16/D	103S	Std	BSW	93878	7.5 - 6	8.7 on 6.5	27	13	770	1930@65	1765@65		
LT215/70R16/C	100R	Std	RWL	93533	7 - 5.5	8.7 on 6.5	27.8	15	746	1765@50	1610@50		
LT225/70R16/C	102R	Std	RWL	21070	7 - 6	9 on 6.5	28.4	15	732	1875@50	1710@50		
LT225/75R16/E	115S	Std	RWL	37527	7 - 6	8.8 on 6	29.2	15	710	2680@80	2470@80		
LT235/70R16/C	104S	Std	RWL	33403	7.5 - 6	9.5 on 7	28.9	15	718	1985@50	1820@50		
LT235/85R16/E	120S	Std	RWL	75445	7.5 - 6	9.3 on 6.5	31.7	15	656	3042@80	2778@80		
LT245/70R16/D	113S	Std	RWL	28855	7 - 6.5	9.8 on 7	29.5	15	704	2535@65	2335@65		
LT245/75R16/E	120S	Std	RWL	15477	8 - 6.5	9.8 on 7	30.4	15	683	3042@80	2778@80		
LT255/70R16/E	120S	Std	RWL	65289	8 - 6.5	10.2 on 7.5	30	15	691	3085@80	2835@80		
LT265/70R16/E	121S	Std	RWL	62023	8.5 - 7	10.7 on 8	30.6	15	679	3195@80	2910@80		
LT265/75R16/E	123R	Std	RWL	67179	8 - 7	10.5 on 7.5	31.6	15	657	3415@80	3085@80		
LT275/70R16/D	119S	Std	RWL	97884	8.5 - 7	11 on 8	31.1	15	667	3000@65	2755@65		
LT285/75R16/E	126R	Std	RWL	05855	9 - 7.5	11.3 on 8	32.8	15	634	3750@80	3415@80		
LT295/75R16/E	128R	Std	RWL	99926	9.5 - 7.5	11.6 on 8	33.3	15	623	3970@80	3640@80		
LT305/70R16/E	124R	Std	RWL	34102	9.5 - 8	12.2 on 9	32.8	15	634	3525@65	3195@65		
LT315/75R16/E	127R	Std	RWL	50203	11 - 8	12.3 on 8.5	34.5	15	602	3860@65	3525@65		
LT225/65R17/D	107S	Std	BSW	95341	8 - 6	9 on 6.5	28.5	13	730	2150@65	1930@65		
LT235/80R17/E	120S	Std	BSW	10158	7.5 - 6	9.3 on 6.5	31.8	15	654	3085@80	2835@80		
LT245/65R17/D	111S	Std	RWL	52433	8 - 7	9.8 on 7	29.5	13	704	2405@65	2205@65		
LT245/70R17/E	119S	Std	RWL	09666	8 - 6.5	9.8 on 7	30.5	15	681	3000@80	2755@80		
LT245/75R17/E	121S	Std	RWL	26470	7.5 - 6.5	9.8 on 7	31.5	15	660	3195@80	2910@80		
LT255/70R17/E	121S	Std	BSW	37495	8.5 - 6.5	10.2 on 7.5	31.1	15	669	3195@80	2910@80		
LT255/75R17/C	111S	Std	BSW	11450	8.5 - 6.5	10 on 7	32	15	649	2405@50	2205@50		
LT265/65R17/E	120S	Std	RWL	16681	9.5 - 7.5	10.7 on 8	30.5	15	681	3085@80	2835@80		
LT265/70R17/C	112S	Std	RWL	66255	8.5 - 7	10.7 on 8	31.6	15	657	2470@50	2270@50		
LT265/70R17/C	112S	Std	BSW	10892	8.5 - 7	10.7 on 8	31.6	15	657	2470@50	2270@50		
LT265/70R17/E	121S	Std	RWL	29668	8.5 - 7	10.7 on 8	31.6	15	657	3195@80	2910@80		JEP
LT275/65R17/E	121S	Std	RWL	42347	9.5 - 7.5	11 on 8	31.1	15	669	3195@80	2910@80		
LT275/70R17/E	121R	Std	RWL	76597	8.5 - 7	11 on 8	32.2	15	646	3195@80	2910@80		
LT285/70R17/E	121R	Std	RWL	99728	9 - 7.5	11.5 on 8.5	32.7	15	635	3195@80	2910@80		
LT305/65R17/E	121R	Std	RWL	48785	11 - 8.5	12.2 on 9	32.6	15	638	3195@65	2910@65		
LT315/70R17/C	113S	Std	BSW	58424	11 - 8	12.7 on 9.5	34.4	15	604	2535@45	2335@45		FOR
LT315/70R17/E	121S	Std	BSW	08806	11 - 8	12.7 on 9.5	34.4	15	604	3195@65	2910@65		
LT255/55R18/D	109R	Std	BSW	75389	9 - 7	10.4 on 8	29	13	717	2270@65	2040@65		
LT255/70R18/D	117S	Std	BSW	70539	8.5 - 6.5	10.2 on 7.5	32	15	648	2835@65	2600@65		
LT265/60R18/E	119S	Std	BSW	63681	9.5 - 7.5	10.7 on 8	30.5	15	682	3000@80	2755@80		
LT265/65R18/E	122R	Std	RWL	05260	9.5 - 7.5	10.7 on 8	31.5	15	659	3305@80	3000@80		
LT265/70R18/E	124R	Std	RWL	40855	9 - 7	10.7 on 8	32.6	15	637	3525@80	3195@80		
LT275/65R18/E	123R	Std	RWL	36457	9 - 7.5	11 on 8	32	15	648	3415@80	3085@80		
LT275/70R18/E	125R	Std	RWL	80867	8.5 - 7	11 on 8	33.2	15	627	3640@80	3305@80		
LT285/60R18/D	118S	Std	RWL	99506	10 - 8	11.5 on 8.5	31.4	15	661	2910@65	2680@65		
LT285/65R18/E	125R	Std	RWL	93857	10 - 8	11.5 on 8.5	32.5	15	639	3640@80	3305@80		
LT305/65R18/E	124R	Std	BSW	08017	11 - 8.5	12.2 on 9	33.5	15	619	3525@65	3195@65		
LT325/65R18/E	127R	Std	RWL	01547	12 - 9	13 on 9.5	34.6	15	601	3860@65	3525@65		
LT275/55R20/D	115S	Std	BSW	12579	9.5 - 7.5	11.2 on 8.5	31.8	15	652	2680@65	2470@65		
LT275/60R20/D	119S	Std	BSW	64811	9.5 - 7.5	11 on 8	32.9	15	630	3000@65	2755@65		
LT275/65R20/E	126S	Std	BSW	17764	9.5 - 7.5	11 on 8	34	15	610	3750@80	3415@80		
LT285/55R20/D	117T	Std	BSW	03638	10 - 8	11.7 on 9	32.3	15	643	2835@65	2600@65		
LT285/65R20/E	127S	Std	BSW	88423	10 - 8	11.5 on 8.5	34.5	15	602	3860@80	3525@80		
LT305/55R20/E	121S	Std	BSW	64746	11 - 8.5	12.4 on 9.5	33.2	15	626	3195@65	2910@65		
LT325/60R20/E	126S	Std	BSW	70069	12 - 9	13 on 9.5	35.3	15	588	3750@65	3415@65		

See pages 44 - 45 for important product information.

# Firestone

All-Season All-Terrain Passenger Light Truck/SUV tire.

## FEATURES

- Noise optimized tread pattern
- Open shoulder slots
- Aggressive off-shoulder tread block design
- Interlocking tread blocks & notches
- Deep sipes
- UNI-T technology
- 50,000 Mile Limited Treadwear Warranty (P-Metric sizes only)
- Gold Pledge Limited Warranty
- 90-Day Buy and Try Guarantee

## BENEFITS

- Provides a smooth, quiet ride
- Improve water evacuation
- Adds to traction in deep mud
- Help increase grip in mud



rotate\_left | rotate\_right | 3d\_rotation



## Specifications

Manufacturer Item Number

026784

Make

FIRESTONE

Model

DESTINATION A/T

Display Name

P265/70R17 DESTINATION A/T

GM Code

89052071

Load Range

SL

UTQG

460 A B

Sidewall

OWL

Section Width

265

Aspect Ratio

70

Rim Size

17

Overall Diameter

31.65

Load Rating (Single/Double)

113

Speed Rating

S

Load Capacity Single

2535 lbs

Max Inflation Pressure

44 psi

Weight

42 lbs

Approved Rim Width

7.0-9.0

Measuring Rim Width

8.0

Overall Width

10.71

Tread Depth

13

Revolutions Per Mile

657 rpm

Warranty

50000 miles

UPC

92971264765, 92971264819, 92971153748

---

## Other Sizes

Item Number	Size	Load Rating	Speed Rating	Ply Rating	UTQG
#054256	235/70R17	105	S	N/A	500 A B
#184380	30X9.50R15LT	104	R	6	N/A
#000255	31X10.50R15LT	109	R	6	N/A
#184397	31X10.50R15LT	109	R	6	N/A
#184414	33X12.50R15LT	108	R	6	N/A
#184278	LT235/75R15	104/101	R	6	N/A
#000254	LT245/75R16	108	R	6	N/A
#184295	LT245/75R16	108	R	6	N/A
#246998	LT245/75R16	120/116	S	10	N/A
#223912	LT255/75R17	111	R	6	N/A
#211512	LT265/70R16	117	R	8	N/A

#192285	LT265/70R17	112/109	R	6	N/A
#247015	LT265/70R17	121/118	S	10	N/A
#184329	LT265/75R16	112	R	6	N/A
#247032	LT265/75R16	123/120	R	10	N/A
#192336	LT275/65R18	113	S	6	460 A B
#247066	LT275/65R18	123	S	10	N/A
#223895	LT275/65R20	126	S	10	N/A
#192302	LT275/70R17	114	R	6	N/A
#192319	LT285/70R17	121/118	R	N/A	N/A
#232803	LT285/70R17	121	R	10	N/A
#184363	LT285/75R16	122/119	R	N/A	N/A
#223640	LT285/75R16	126	R	10	N/A
#184431	LT305/70R16	124	R	10	N/A
#191537	LT315/70R17	121/118	R	N/A	460 A B
#232820	LT315/70R17	121	R	10	N/A
#191520	LT315/75R16	121	R	N/A	N/A
#232786	LT315/75R16	127	R	10	N/A
#192353	LT325/65R18	127	R	N/A	N/A
#026495	P205/75R15	97	S	N/A	460 A B
#026512	P215/75R15	100	S	N/A	460 A B
#026682	P225/70R14	98	S	N/A	460 A B
#026699	P225/70R15	100	S	N/A	460 A B
#026546	P225/75R15	102	S	N/A	460 A B
#108826	P235/65R17	103	T	N/A	460 A B
#026716	P235/70R15	102	S	N/A	460 A B
#006645	P235/70R16	104	S	N/A	460 A B
#026767	P235/70R16	104	S	N/A	460 A B
#094869	P235/70R17	108	S	N/A	460 A B
#026563	P235/75R15	105	S	N/A	460 A B
#026580	P235/75R15	108	S	N/A	460 A B

#027379	P235/75R16	106	S	N/A	460 A B
#112192	P235/75R16	106	S	N/A	460 A B
#054239	P235/75R17	108	S	N/A	460 A B
#003345	P245/65R17	105	T	N/A	520 A B
#017885	P245/65R17	105	T	N/A	460 A B
#040843	P245/65R17	105	S	N/A	460 A B
#027430	P245/70R16	106	S	N/A	460 A B
#054273	P245/70R17	108	S	N/A	460 A B
#026614	P245/75R16	109	S	N/A	460 A B
#077563	P245/75R17	110	S	N/A	460 A B
#054307	P255/65R17	108	S	N/A	460 A B
#026869	P255/70R16	109	S	N/A	460 A B
#054290	P255/70R17	110	S	N/A	460 A B
#108843	P255/70R18	112	S	N/A	460 A B
#108860	P255/75R17	113	S	N/A	460 A B
#108877	P265/60R18	109	T	N/A	460 A B
#066156	P265/65R17	110	T	N/A	460 A B
#123310	P265/65R18	112	S	N/A	460 A B
#006644	P265/70R16	111	T	N/A	460 A B
#017902	P265/70R16	111	T	N/A	460 A B
#027481	P265/70R16	111	S	N/A	460 A B
#077546	P265/70R18	114	S	N/A	460 A B
#017919	P265/75R16	114	T	N/A	460 A B
#026648	P265/75R16	114	S	N/A	460 A B
#108911	P275/55R20	111	S	N/A	460 A B
#108894	P275/60R20	114	S	N/A	460 A B
#054324	P275/65R18	114	T	N/A	460 A B
#066139	P285/70R17	117	T	N/A	460 A B






2017 DATA BOOK JUNE EDITION

**BF Goodrich**  
Tires





ADVENTURE  
AWAITS.



# TABLE OF CONTENTS

## ULTRA-HIGH PERFORMANCE PASSENGER

- 4 – 5 g-Force™ R1™ & R1™ S
- 6 – 7 g-Force™ Rival™
- 8 – 9 g-Force™ Rival™ S
- 10 – 11 g-Force™ Sport COMP-2™
- 12 – 13 g-Force™ COMP-2™ A/S

## PERFORMANCE/TOURING

- 16 – 17 Advantage T/A® Sport
- 18 – 19 Advantage T/A®
- 20 – 21 Radial T/A®

## WINTER

- 24 – 25 Commercial T/A® Traction

## LIGHT TRUCK/SUV

- 28 – 29 Long Trail T/A® Tour
- 30 – 31 Radial Long Trail T/A®
- 32 – 33 Rugged Trail T/A®
- 34 – 35 Mud-Terrain T/A® KM2
- 36 – 37 All-Terrain T/A® KO2
- 38 – 39 Krawler™ T/A® KX
- 40 – 41 Commercial T/A® All Season 2

## TIPS & IMPORTANT INFORMATION

- 42 Tire Tips
- 43 Speed Rating
- 44 – 45 Important Product Information

BFGoodrich tires are proven to dominate the gnarliest landscapes imaginable, from the 1,000-mile trek across Baja to the legendary corkscrew at Laguna Seca. Whatever thrill you're chasing, our tires are your ticket to fun.



UNLEASH  
RAW POWER.



## ULTRA-HIGH PERFORMANCE

Sports coupes and factory-tuned sedans are built to thrill with speed and handling capabilities that demand a true performance tire to match.



KEY TIRE LINE COMPARISONS	WEAR LIFE	FUEL EFFICIENCY	HANDLING	BRAKING	COMFORT
g-Force™ R1™ & R1™ S	2	2	10	10	2
g-Force™ Rival™	5	4	8	8	5
g-Force™ Rival™ S	3	4	9	9	5
g-Force™ Sport COMP-2™	8	6	9	9	7
g-Force™ COMP-2™ A/S	8	7	9	8	9


BFGOODRICH  
**g-FORCE™ R1™ & R1™ S**

The DOT-approved track tires that take winning as seriously as you do. The g-Force™ R1™ was designed for track days, road racing and consistency, lap after lap. The g-Force™ R1™ S was designed for quicker warmup, autocross and sprint racing.



BENEFITS OF BFGOODRICH

- **Easy to drive at the grip limit**  
 Specialized tread compound with a predictable and consistent grip character that's easy to drive at the limit and inspires confidence for the quickest lap times.<sup>1</sup>
- **Razor-sharp steering response**  
 g-Control sidewall inserts generate tremendous cornering force with excellent driver feedback.<sup>2</sup>
- **Competition-ready**  
 Minimal break-in required; molded at 4/32-inch tread depth; no shaving required.
- **Quick warmup**  
 Softer compound on R1™ S warms up quicker for high performance during autocross, cold-temperature tracks, and spring racing.



POPULAR REPLACEMENT MARKET FITMENTS:

- BMW M3
- Chevrolet Corvette
- Dodge Viper
- Ford Mustang
- Mazda MX-5 Miata
- Porsche 911

<sup>1</sup> Test conducted by The Tire Rack at the Michelin LPG facility.  
<sup>2</sup> Compared to leading competitor.



## BFGOODRICH g-FORCE™ R1™ &amp; R1™ S

Tire Size	Service Description	R1™ MSPN	R1™ S MSPN	Rim Width Range (inches)	Section Width on Measuring Rim Width (inches)	Overall Diameter (inches)	Tread Depth (in/32nds)	Rev/Mile @ 45 mph	Max Load Single (lbs@psi)
P205/50ZR15	84W	31575	22024	5.5 - 7.5	8.4 on 6.5	22.8	4.0	912	1113@51
P225/50ZR15	90W	61446	23988	6.0 - 8.0	9.1 on 7.0	23.6	4.0	881	1301@51
P225/45ZR15			63810						
P275/45ZR16	94W		09461	8.5 - 10.5	10.8 on 9.0	25.7	4.0	808	1477@51
P235/40ZR17	84W		12814	8.0 - 9.5	9.5 on 8.5	24.2	4.0	860	1102@51
P245/40ZR17	86W	50260	38249	8.0 - 9.5	9.8 on 8.5	24.2	4.0	860	1168@51
P255/40ZR17	89W		74066	8.5 - 10.0	10.2 on 9.0	24.8	4.0	839	1279@51
P275/40ZR17	93W		47297	9.0 - 11.0	10.9 on 9.5	25.5	4.0	816	1433@51
P225/45ZR17	84W	49121	20244	7.0 - 8.5	8.9 on 7.5	24.8	4.0	839	1102@51
P285/30ZR18	86W	47005	05904	10.0 - 11.0	11.4 on 10.0	24.9	4.0	829	1168@51
P335/30ZR18	95W		09211	12.0 - 13.0	13.5 on 12.0	25.7	4.0	809	1521@51
P265/35ZR18	85W		18351	9.0 - 10.0	10.7 on 9.5	25.0	4.0	832	1135@51
P275/35ZR18	87W	74887	96476	9.0 - 11.0	10.9 on 9.5	25.4	4.0	819	1201@51
P225/40ZR18	83W		23897	7.5 - 9.0	9.1 on 8.0	24.9	4.0	829	1074@51
P245/40ZR18	88W	03884	44217	8.0 - 9.5	9.8 on 8.5	25.4	4.0	819	1235@51
P315/30ZR18	91W		27073	10.5 - 11.5	12.6 on 11.0	25.4	4.0	817	1367@51

**Important Note:**

The g-Force™ R1™ and R1™ S tires are special-use products designed for competitive racing. As such, the following precautions must be observed when using these products.

UTQG = 40/B/A  
Available Sidewall = BSW

**At the Racetrack:**

**Never inflate the tire to less than 19 psi.** Use the information provided in the BFGoodrich™ g-Force™ R1™ Care & Feeding Brochure for cold inflation pressure guidelines and other product usage recommendations.

LL = Light Load

**On the Street:**

g-Force™ R1™ and R1™ S tires have a reduced tread depth when new and a tread rubber compound optimized for maximum dry grip. As such, they will wear out much sooner and offer less wet grip when compared to normal passenger car tires. Therefore, observe tire-wear condition often. Do not use the tires on the street when the tread depth wears to less than 2/32-inch. Reduce speeds in wet conditions and whenever any standing water is present. The g-Force™ R1™ and R1™ S are not intended for use in snow and ice conditions.

Exceeding the safe, legal speed limit is neither recommended nor endorsed.

BFGOODRICH

# g-FORCE™ RIVAL®

STREET OR TRACK - If It's Paved, Own It. The UHP choice for long lasting performance in low-cost endurance racing.



SUMMER TIRE



## BENEFITS OF BFGOODRICH

- **FASTER THAN THE LEADING COMPETITORS<sup>1</sup> - turn lower lap times at the track<sup>1</sup> and turn heads on the street.**

Extreme Tread Edge (ETE) design for increased grip during hard cornering with predictable feedback.

- **CONSISTENT GRIP LAP AFTER LAP - Silica-infused competition compound delivers better grip from start to finish.**

Asymmetric tread design with large, solid tread blocks on the outside shoulder to optimize cornering grip and lateral draft angles to improve consistency, and provide uniform circuit wear.

- **DRIVE AT THE NEXT LEVEL - with extreme grip that's highly predictable, it's like getting a talent upgrade.**

Performance Racing Core (PRC) - reinforced internal structure to reduce sidewall flex for precision steering response.



### POPULAR REPLACEMENT MARKET FITMENTS:

- Honda Civic
- Scion FR-S
- Ford Mustang
- Pro-Touring
- Auto-X
- Track Day

<sup>1</sup> Based on internal testing vs. Hankook® Ventus R-S3™, Yokohama® ADVAN Neova™ AD08™, Dunlop® Direzza™ Sport Z1 Star Spec, Toyo Tires® Proxes™ R1R™. Street legal with a UTQG treadwear rating of 200 so you can drive to the track and back.



## BFGOODRICH® g-FORCE™ RIVAL®

Tire Size	Service Description	Limited Warranty	Side-wall	MSPN	Rim Width Range (inches)	Section Width on Measuring Rim Width (inches)	Overall Diameter (inches)	Tread Depth (in/32nds)	Rev/ Mile @45 mph	Max Load Single (lbs@psi)	UTQG	O.E. Fit-ments
205/50ZR15 ASY, 3-rib	86W	Std	BSW	89474	7.5 - 5.5	8.4 on 6.5	23.1	7.2	900	1168@51	200/AA/A	
205/50ZR15 ASY, 3-rib	86W	Std	BSW	09086	7.5 - 5.5	8.4 on 6.5	23.1	7.2	900	1168@51	200/AA/A	
225/45ZR15 ASY, 3-rib	87W	Std	BSW	47180	8.5 - 7	8.9 on 7.5	22.9	7.2	906	1201@51	200/AA/A	
245/40ZR15 ASY, 3-rib	88W	Std	BSW	10944	9.5 - 8	9.8 on 8.5	22.7	7.2	915	1235@51	200/AA/A	
215/45ZR16 ASY, 3-rib	86W	Std	BSW	05782	8 - 7	8.4 on 7	23.6	7.2	881	1168@51	200/AA/A	
225/50ZR16 ASY, 3-rib	92W	Std	BSW	04877	8 - 6	9.2 on 7	24.8	7.2	836	1389@51	200/AA/A	
215/45ZR17/XL ASY, 3-rib	91W	Std	BSW	66704	8 - 7	8.4 on 7	24.6	7.2	844	1356@50	200/AA/A	
225/45ZR17 ASY, 3-rib	91W	Std	BSW	74124	8.5 - 7	8.9 on 7.5	24.9	7.2	833	1356@51	200/AA/A	
245/40ZR17 ASY, 3-rib	91W	Std	BSW	00123	9.5 - 8	9.8 on 8.5	24.7	7.2	841	1356@51	200/AA/A	
255/40ZR17 ASY, 3-rib	94W	Std	BSW	89770	10 - 8.5	10.2 on 9	25	7.2	831	1477@51	200/AA/A	
275/40ZR17 ASY, 4-rib	98W	Std	BSW	43189	11 - 9	10.9 on 9.5	25.6	7.2	810	1653@51	200/AA/A	
225/40ZR18/XL ASY, 3-rib	92W	Std	BSW	69262	9 - 7.5	9.1 on 8	25	7.2	829	1389@50	200/AA/A	
245/40ZR18 ASY, 3-rib	93W	Std	BSW	00804	9.5 - 8	9.8 on 8.5	25.7	7.2	809	1433@51	200/AA/A	
275/35ZR18 ASY, 4-rib	95W	Std	BSW	70617	11 - 9	10.9 on 9.5	25.5	7.2	814	1521@51	200/AA/A	
275/35ZR18 ASY, 4-rib	95W	Std	BSW	28218	11 - 9	10.9 on 9.5	25.5	7.2	814	1521@51	200/AA/A	
295/35ZR18 ASY, 4-rib	99W	Std	BSW	98937	11.5 - 10	11.9 on 10.5	26.1	7.2	797	1709@51	200/AA/A	
315/30ZR18 ASY, 4-rib	98W	Std	BSW	36596	11.5 - 10.5	12.6 on 11	25.4	7.2	817	1653@51	200/AA/A	
335/30ZR18 ASY, 4-rib	102W	Std	BSW	93293	12.5 - 11.5	13.5 on 12	25.9	7.2	802	1874@51	200/AA/A	
265/35ZR20/XL ASY, 3-rib	99W	Std	BSW	45338	10.5 - 9	10.7 on 9.5	27.3	7.2	761	1709@50	200/AA/A	
275/35ZR20/XL ASY, 4-rib	102W	Std	BSW	55573	11 - 9	10.9 on 9.5	27.5	7.2	755	1874@50	200/AA/A	

# BFGOODRICH g-FORCE™ RIVAL® S

STREET, AUTOCROSS, OR TIME ATTACK - If It's Paved, Own It.




## BENEFITS OF BFGOODRICH

- Updated for 2017 v1.5 uses the same time tested Rival S compound for quick warm-up in autocross and time attack competition.**  
Enhanced "S" compound offers maximum dry performance, sacrificing some wear, while still exceeding UTQG 200 standards.
- Rival S v1.5 offers internal construction enhancements for improved turn-in and transitional handling.**  
Performance Racing Core (PRC) - reinforced internal structure reduces sidewall flex for instant steering response.
- DOT Legal UTQG 200 semi-competition tire legal for SCCA Solo, SCCA Pro Solo, Goodguys Pro Touring, and One Lap of America competition.**  
Rival S v1.5 is legal for amateur autocross and time attack competition with most sanctioning bodies in the USA and Canada.



### POPULAR REPLACEMENT MARKET FITMENTS:

- Auto-X
- Track Day
- Honda Civic
- Scion FR-S
- Ford Mustang
- American Muscle
- Pro-Touring



BFGOODRICH<sup>®</sup> g-FORCE<sup>™</sup> RIVAL<sup>®</sup> S

Tire Size	Service Description	Limited Warranty	Side-wall	MSPN	Rim Width Range (inches)	Section Width on Measuring Rim Width (inches)	Overall Diameter (inches)	Tread Depth (in/32nds)	Rev/Mile @45 mph	Max Load Single (lbs@psi)	UTQG	O.E. Fit-ments
205/50R15	86V		BSW	36905	7.5 - 5.5	8.4 on 6.5	23.1	7.2	900			
225/45R15	87V		BSW	48530	8.5 - 7	8.9 on 7.5	22.9	7.2	906			
245/40R15 S	88V	Std	BSW	84280	9.5 - 8	9.9 on 8.5	22.6	7.2	915	1235@44	200/AA/A	
215/45R16	86V		BSW	97902	8 - 7	8.4 on 7	23.6	7.2	881			
225/45R17	91V		BSW	79018	8.5 - 7	8.9 on 7.5	24.9	7.2	833			
245/40R17	91V		BSW	55941	9.5 - 8	9.8 on 8.5	24.7	7.2	841			
255/40R17	94V		BSW	85885	10 - 8.5	10.2 on 9	25	7.2	831			
245/40R18	93V		BSW	08432	9.5 - 8	9.8 on 8.5	25.7	7.2	809			
P275/35ZR18/LL S	87W	Std	BSW	01864	11 - 9	10.9 on 9.5	25.5	7.2	814	1201@35	200/AA/A	
P315/30ZR18/LL S	91W	Std	BSW	29508	11.5 - 10.5	12.6 on 11	25.4	7.2	817	1356@35	200/AA/A	
P335/30ZR18/LL S	95W	Std	BSW	36328	12.5 - 11.5	13.5 on 12	25.9	7.2	802	1521@35	200/AA/A	

BFGOODRICH  
**g-FORCE™ SPORT COMP-2™**

Accelerate faster<sup>1</sup>, corner harder<sup>2</sup> & brake shorter<sup>3</sup> for next-level control and next-level fun on the street.



BENEFITS OF BFGOODRICH

- **ACCELERATE FASTER. Best dry traction vs. the competition<sup>4</sup> on the track for 100% more fun on the street.<sup>1</sup>**

COMP-2 Compound - Silica-infused "COMP-2" compound is derived from racing technology and delivers sharp steering response and leading grip in wet and dry conditions, without sacrificing tread wear.

- **BRAKE SHORTER. Stops up to 16 feet shorter in the wet<sup>3</sup> and even up to 9 feet shorter in the dry<sup>5</sup> for more control entering the corners.**

Sport Tread Design - g-Force Sport tread pattern provides proven stability and maximum cornering power while g-Hooks provide biting edges for grip at any cornering angle.

- **CORNER HARDER. More control for precise cornering with 30% better wet and 8% better dry grip.<sup>2</sup>**

Performance Racing Core (PRC) - Internal structure features a reinforced construction that delivers increased responsiveness, control and durability, as well as serious control in hard cornering.



POPULAR REPLACEMENT MARKET FITMENTS:

- Chevrolet Camaro SS
- Dodge Challenger SRT-8
- Ford Mustang GT
- Honda Civic Si
- Mazda MX-5 Miata
- Subaru Impreza WRX STI
- Volkswagen Golf GTI

<sup>1</sup> Based on internal subjective dry and wet autocross and subjective max handling test results vs. Yokohama® S-Drive™, Kumho® Ecsta SPT KU31, and Dunlop® Direzza® DZ101  
<sup>2</sup> Based on internal subjective dry and wet autocross and subjective max handling test results vs. BFGoodrich® g-Force™ Sport  
<sup>3</sup> Based on commissioned third-party test results vs. the Yokohama® S-Drive™  
<sup>4</sup> Competition refers to the following: Yokohama® S-Drive™, Kumho® Ecsta SPT KU31, and Dunlop® Direzza® DZ101  
<sup>5</sup> Based on dry braking test results vs. the Kumho® Ecsta SPT KU31




BFGOODRICH **g-FORCE™ SPORT COMP-2™**

Tire Size	Service Description	Limited Warranty	Side-wall	MSPN	Rim Width Range (inches)	Section Width on Measuring Rim Width (inches)	Overall Diameter (inches)	Tread Depth (in/32nds)	Rev/ Mile @45 mph	Max Load Single (lbs@psi)	UTQG	O.E. Fit-ments
195/50R15 DIR	82V	Std	BSW	49667	7 - 5.5	7.9 on 6	22.7	9	915	1047@44	340/AA/A	
195/55R15 DIR	85V	Std	BSW	74954	7 - 5.5	7.9 on 6	23.4	9	888	1135@44	340/AA/A	
205/45ZR16 DIR	83W	Std	BSW	39679	7.5 - 6.5	8.1 on 7	23.2	9	895	1074@50	340/AA/A	
205/50ZR16 DIR	87W	Std	BSW	01928	7.5 - 5.5	8.4 on 6.5	24.1	9.5	863	1201@51	340/AA/A	
205/55ZR16 DIR	91W	Std	BSW	55712	7.5 - 5.5	8.4 on 6.5	24.9	9	836	1356@51	340/AA/A	
225/50ZR16 DIR	92W	Std	BSW	03450	8 - 6	9.2 on 7	24.9	9	836	1389@51	340/AA/A	
225/55ZR16 DIR	95W	Std	BSW	50004	8 - 6	9.2 on 7	25.8	9.5	808	1521@51	340/AA/A	
245/50ZR16 DIR	97W	Std	BSW	13737	8.5 - 7	10 on 7.5	25.7	9	810	1609@51	340/AA/A	
255/50ZR16 DIR	99W	Std	BSW	29304	9 - 7	10.4 on 8	26.1	9	798	1709@51	340/AA/A	
205/45ZR17/XL DIR	88W	Std	BSW	87731	7.5 - 6.5	8.1 on 7	24.3	9	858	1235@50	340/AA/A	
205/50ZR17 DIR	89W	Std	BSW	15000	7.5 - 5.5	8.4 on 6.5	25.1	9	828	1279@51	340/AA/A	
215/45ZR17 DIR	87W	Std	BSW	95148	8 - 7	8.4 on 7	24.7	9	844	1201@51	340/AA/A	
215/50ZR17/XL DIR	95W	Std	BSW	09894	7.5 - 6	8.9 on 7	25.5	9	815	1521@50	340/AA/A	
225/45ZR17 DIR	91W	Std	BSW	27062	8.5 - 7	8.9 on 7.5	25	9.5	833	1356@51	340/AA/A	
225/50ZR17 DIR	94W	Std	BSW	37324	8 - 6	9.2 on 7	25.9	9.5	803	1477@51	340/AA/A	
225/55ZR17 DIR	97W	Std	BSW	09040	8 - 6	9.2 on 7	26.8	9.5	777	1609@51	340/AA/A	
235/45ZR17 DIR	94W	Std	BSW	41420	9 - 7.5	9.3 on 8	25.4	9.5	821	1477@51	340/AA/A	
245/40ZR17 DIR	91W	Std	BSW	55411	9.5 - 8	9.8 on 8.5	24.7	9.5	841	1356@51	340/AA/A	
245/45ZR17 DIR	95W	Std	BSW	03762	9 - 7.5	9.6 on 8	25.7	9.5	810	1521@51	340/AA/A	
255/40ZR17 DIR	94W	Std	BSW	50903	10 - 8.5	10.2 on 9	25	9	831	1477@51	340/AA/A	
255/45ZR17 DIR	98W	Std	BSW	78758	9.5 - 8	10 on 8.5	26.1	9	798	1653@51	340/AA/A	
275/40ZR17 DIR	98W	Std	BSW	31629	11 - 9	10.9 on 9.5	25.7	9.5	810	1653@51	340/AA/A	
215/40ZR18/XL DIR	89W	Std	BSW	16470	8.5 - 7	8.6 on 7.5	24.8	9.5	840	1279@50	340/AA/A	
225/40ZR18 DIR	88W	Std	BSW	11558	9 - 7.5	9.1 on 8	25.1	9	829	1235@51	340/AA/A	
225/45ZR18/XL DIR	95W	Std	BSW	09303	8.5 - 7	8.9 on 7.5	25.9	9.5	802	1521@50	340/AA/A	
235/40ZR18 DIR	91W	Std	BSW	66818	9.5 - 8	9.5 on 8.5	25.4	9.5	819	1356@51	340/AA/A	
235/45ZR18/XL DIR	98W	Std	BSW	08998	9 - 7.5	9.3 on 8	26.3	9	790	1653@50	340/AA/A	
235/50ZR18 DIR	97W	Std	BSW	88750	8.5 - 6.5	9.7 on 7.5	27.3	9	762	1609@51	340/AA/A	
245/40ZR18 DIR	93W	Std	BSW	26006	9.5 - 8	9.8 on 8.5	25.7	9	809	1433@51	340/AA/A	
245/45ZR18 DIR	96W	Std	BSW	23012	9 - 7.5	9.6 on 8	26.7	9	780	1565@51	340/AA/A	
255/35ZR18 DIR	90W	Std	BSW	09951	10 - 8.5	10.2 on 9	25	9	832	1323@51	340/AA/A	
255/40ZR18 DIR	95W	Std	BSW	12571	10 - 8.5	10.2 on 9	26	9	799	1521@51	340/AA/A	
255/45ZR18 DIR	99W	Std	BSW	01563	9.5 - 8	10 on 8.5	27.1	9	769	1709@51	340/AA/A	
265/35ZR18 DIR	93W	Std	BSW	17880	10.5 - 9	10.7 on 9.5	25.3	9	822	1433@51	340/AA/A	
275/35ZR18 DIR	95W	Std	BSW	75520	11 - 9	10.9 on 9.5	25.6	9	814	1521@51	340/AA/A	
275/40ZR18 DIR	99W	Std	BSW	09929	11 - 9	10.9 on 9.5	26.7	9	780	1433@51	340/AA/A	
245/40ZR19/XL DIR	98W	Std	BSW	18887	9.5 - 8	9.8 on 8.5	26.7	9	778	1653@50	340/AA/A	
255/35ZR19/XL DIR	96W	Std	BSW	12626	10 - 8.5	10.2 on 9	26	9.5	799	2041@50	340/AA/A	
255/40ZR19/XL DIR	100W	Std	BSW	89550	10 - 8.5	10.2 on 9	27	9	769	1764@50	340/AA/A	
275/40ZR19 DIR	101W	Std	BSW	30546	11 - 9	10.9 on 9.5	27.7	9.5	751	1819@51	340/AA/A	
285/35ZR19/XL DIR	103W	Std	BSW	38139	11 - 9.5	11.4 on 10	26.8	9	774	1930@50	340/AA/A	
245/45ZR20/XL DIR	103W	Std	BSW	77147	9 - 7.5	9.6 on 8	28.7	9	726	1930@50	340/AA/A	
255/45ZR20 DIR	101W	Std	BSW	29432	9.5 - 8	10 on 8.5	29.1	9	716	1819@51	340/AA/A	

BFGOODRICH  
**g-FORCE™ COMP-2™ A/S**

BFGoodrich's Best Ultra-High Performance All-Season Tire Ever.



BENEFITS OF BFGOODRICH

• **ACCELERATE FASTER. Best wet and dry traction vs. leading competitors.<sup>1</sup>**

UltiGrip Technology: 1) Large, rigid tread blocks optimize rubber-to-road contact for ultimate dry grip. 2) Consistent tread block rigidity balances acceleration forces within the tire footprint.

Performance Racing Core: ETEC System (TM) Equal Tension Containment System optimizes the contact patch for enhanced traction at speed.

• **BRAKE SHORTER. Stops up to 15 feet shorter on wet roads and up to 5 feet shorter on dry roads vs. leading competitors.<sup>2</sup>**

UltiGrip Technology: 1) Optimized rubber-to-road contact for ultimate dry grip 2) All-season compound designed for the best wet and dry grip.

g-Force (TM) Tread: 1) Squared-off shoulder and enhanced contact patch shape evenly distributes stresses across the footprint. 2) Performance Tread Profile resists irregular wear typically associated with directional tread designs.


• **CONTROL IN ALL SEASONS. Better snow traction than leading competitors.<sup>3</sup>**

UltiGrip Technology: 1) High-silica, cold-weather flexing compound for best wet and dry grip and all-season traction. 2) V-shaped angled lateral and longitudinal grooves efficiently evacuate water for better wet traction. 3) High-lateral void with beveled biting edges and wide lateral grooves improve snow retention and adherence for greater mobility during winter.

Dynamic Suspension System (DSS) is a reinforced internal structure that increases control while maintaining ride comfort

g-Control (TM) Sidewall Inserts add sidewall stiffness to resist deflection for immediate turning response.

<sup>1</sup> Based on internal dry handling and internal wet and dry autocross test results using a 1995 BMW M3 lightweight and a 2011 BMW 328i versus the General® G-Max AS-03, and Yokohama® AVID ENVigor in tire size 225/45 ZR17.  
<sup>2</sup> Based on internal wet and dry braking test results using a 2011 BMW 328i versus General® G-Max AS-03, Yokohama® AVID ENVigor and Hankook® Ventus S1 Noble2 in tire size 225/45 ZR17.  
<sup>3</sup> Based on third party commissioned snow spin traction test results versus General® G-Max AS-03, Yokohama® AVID ENVigor and Hankook® Ventus S1 Noble2 in tire size 225/45 ZR17. Snow traction performance may vary depending upon factors such as road conditions, weather and environment, driver performance, etc. Snow Spin Traction Test (GM Spin) following ASTM F1805 [for Federal Motor Vehicle Safety Standard (FMVSS) No. 139 (Passenger Car)]



**POPULAR REPLACEMENT MARKET FITMENTS:**


- Audi A5
- Ford Mustang
- Honda Civic Si
- Mazda 3
- Mazda MX-5 Miata
- Subaru Impreza WRX STI
- Volkswagen Golf GTI

Tire Size	Service Description	Limited Warranty	Sidewall	MSPN	Rim Width Range (inches)	Section Width on Measuring Rim Width (inches)	Overall Diameter (inches)	Tread Depth (in/32nds)	Rev/Mile @45 mph	Max Load Single (lbs@psi)	UTQG	O.E. Fitments
205/45ZR16/XL DIR	87W		BSW	06908	7.5 - 6.5	8.1 on 7	23.2	9	895	1201@50	400/AA/A	
205/50ZR16 DIR	87W		BSW	27889	7.5 - 5.5	8.4 on 6.5	24	9	863	1201@51	400/AA/A	
205/55ZR16 DIR	91W		BSW	36969	7.5 - 5.5	8.4 on 6.5	24.8	9	836	1356@51	400/AA/A	
225/50ZR16 DIR	92W		BSW	37570	8 - 6	9.2 on 7	24.8	9	836	1389@51	400/AA/A	
225/55ZR16 DIR	95W		BSW	03897	8 - 6	9.2 on 7	25.7	9	808	1521@51	400/AA/A	
245/50ZR16 DIR	97W		BSW	65801	8.5 - 7	10 on 7.5	25.6	9	810	1609@51	400/AA/A	
205/45ZR17/XL DIR	88W		BSW	00924	7.5 - 6.5	8.1 on 7	24.2	9	858	1235@50	400/AA/A	
205/50ZR17/XL DIR	93W		BSW	31113	7.5 - 5.5	8.4 on 6.5	25.1	9	828	1433@50	400/AA/A	

## BFGOODRICH g-FORCE™ COMP-2™ A/S

Tire Size	Service Description	Limited Warranty	Side-wall	MSPN	Rim Width Range (inches)	Section Width on Measuring Rim Width (inches)	Overall Diameter (inches)	Tread Depth (in/32nds)	Rev/ Mile @45 mph	Max Load Single (lbs@psi)	UTQG	O.E. Fit-ments
215/45ZR17/XL DIR	91W		BSW	19100	8 - 7	8.4 on 7	24.6	9	844	1356@50	400/AA/A	
215/50ZR17/XL DIR	95W		BSW	13715	7.5 - 6	8.9 on 7	25.5	9	815	1521@50	400/AA/A	
215/55ZR17 DIR	94W		BSW	29016	7.5 - 6	8.9 on 7	26.3	9	791	1477@51	400/AA/A	
225/45ZR17/XL DIR	94W		BSW	37942	8.5 - 7	8.9 on 7.5	24.9	9	833	1477@50	400/AA/A	
225/50ZR17 DIR	94W		BSW	17354	8 - 6	9.2 on 7	25.9	9	803	1477@51	400/AA/A	
225/55ZR17 DIR	97W		BSW	60444	8 - 6	9.2 on 7	26.7	9	777	1609@51	400/AA/A	
235/45ZR17/XL DIR	97W		BSW	87971	9 - 7.5	9.3 on 8	25.3	9	821	1609@50	400/AA/A	
235/50ZR17 DIR	96W		BSW	27274	8.5 - 6.5	9.7 on 7.5	26.3	9	791	1565@51	400/AA/A	
235/55ZR17 DIR	99W		BSW	29901	8.5 - 6.5	9.7 on 7.5	27.1	9	766	1709@51	400/AA/A	
245/40ZR17 DIR	91W		BSW	24965	9.5 - 8	9.8 on 8.5	24.7	9	841	1356@51	400/AA/A	
245/45ZR17/XL DIR	99W		BSW	18621	9 - 7.5	9.6 on 8	25.6	9	810	1709@50	400/AA/A	
255/40ZR17 DIR	94W		BSW	14143	10 - 8.5	10.2 on 9	25	9	831	1477@51	400/AA/A	
275/40ZR17 DIR	98W		BSW	21945	11 - 9	10.9 on 9.5	25.6	9	810	1653@51	400/AA/A	
215/45ZR18/XL DIR	93W		BSW	46035	8 - 7	8.4 on 7	25.6	9	812	1433@50	400/AA/A	
225/40ZR18/XL DIR	92W		BSW	70191	9 - 7.5	9.1 on 8	25	9	829	1389@50	400/AA/A	
225/45ZR18/XL DIR	95W		BSW	04031	8.5 - 7	8.9 on 7.5	25.9	9	802	1521@50	400/AA/A	
225/50ZR18 DIR	95W		BSW	45091	8 - 6	9.2 on 7	26.8	9	774	1521@51	400/AA/A	
235/40ZR18/XL DIR	95W		BSW	08126	9.5 - 8	9.5 on 8.5	25.3	9	819	1521@50	400/AA/A	
235/45ZR18/XL DIR	98W		BSW	61946	9 - 7.5	9.3 on 8	26.3	9	790	1653@50	400/AA/A	
235/50ZR18 DIR	97W		BSW	20279	8.5 - 6.5	9.7 on 7.5	27.2	9	762	1609@51	400/AA/A	
245/40ZR18/XL DIR	97W		BSW	80886	9.5 - 8	9.8 on 8.5	25.7	9	809	1609@50	400/AA/A	
245/40ZR18/XL DIR	97Y		BSW	05226	9.5 - 8	9.8 on 8.5	25.7	9	809	1609@50	400/AA/A	
245/45ZR18 DIR	96W		BSW	38853	9 - 7.5	9.6 on 8	26.6	9	780	1565@51	400/AA/A	
255/35ZR18/XL DIR	94W		BSW	77984	10 - 8.5	10.2 on 9	25	9	832	1477@50	400/AA/A	
255/40ZR18/XL DIR	99W		BSW	60347	10 - 8.5	10.2 on 9	26	9	799	1709@50	400/AA/A	
255/45ZR18 DIR	99W		BSW	15054	9.5 - 8	10 on 8.5	27	9	769	1709@51	400/AA/A	
265/35ZR18/XL DIR	97W		BSW	35709	10.5 - 9	10.7 on 9.5	25.3	9	822	1609@50	400/AA/A	
275/35ZR18 DIR	95W		BSW	79669	11 - 9	10.9 on 9.5	25.5	9	814	1521@51	400/AA/A	
275/40ZR18 DIR	99W		BSW	56680	11 - 9	10.9 on 9.5	26.6	9	780	1709@51	400/AA/A	
225/40ZR19/XL DIR	93W		BSW	56599	9 - 7.5	9.1 on 8	26.1	9	797	1433@50	400/AA/A	
225/45ZR19 DIR	92W		BSW	81545	8.5 - 7	8.9 on 7.5	26.9	9	771	1389@51	400/AA/A	
245/35ZR19/XL DIR	93W		BSW	24467	9.5 - 8	9.8 on 8.5	25.7	9	807	1433@50	400/AA/A	
245/40ZR19 DIR	94W		BSW	77099	9.5 - 8	9.8 on 8.5	26.7	9	778	1477@51	400/AA/A	
245/45ZR19 DIR	98W		BSW	38110	9 - 7.5	9.6 on 8	27.6	9	751	1653@51	400/AA/A	
245/50ZR19/XL DIR	105W		BSW	08793	8.5 - 7	10 on 7.5	28.7	9	725	2041@50	400/AA/A	
255/35ZR19/XL DIR	96W		BSW	24235	10 - 8.5	10.2 on 9	26	9	799	1565@50	400/AA/A	
255/40ZR19/XL DIR	100W		BSW	89100	10 - 8.5	10.2 on 9	27	9	769	1764@50	400/AA/A	
255/40ZR19/XL DIR	100Y		BSW	92946	10 - 8.5	10.2 on 9	27	9	769	1764@50	400/AA/A	
275/35ZR19 DIR	96W		BSW	04801	11 - 9	10.9 on 9.5	26.5	9	783	1565@51	400/AA/A	
275/40ZR19 DIR	101W		BSW	27812	11 - 9	10.9 on 9.5	27.6	9	751	1819@51	400/AA/A	
285/35ZR19/XL DIR	103W		BSW	73542	11 - 9.5	11.4 on 10	26.8	9	774	1930@50	400/AA/A	
285/35ZR19/XL DIR	103Y		BSW	11292	11 - 9.5	11.4 on 10	26.8	9	774	1929@50	400/AA/A	
245/35ZR20/XL DIR	95W		BSW	62252	9.5 - 8	9.8 on 8.5	26.7	9	777	1521@50	400/AA/A	
245/40ZR20/XL DIR	99W		BSW	32583	9.5 - 8	9.8 on 8.5	27.7	9	750	1709@50	400/AA/A	
245/45ZR20/XL DIR	103W		BSW	46912	9 - 7.5	9.6 on 8	28.6	9	726	1930@50	400/AA/A	
245/45ZR20/XL DIR	103Y		BSW	20491	9 - 7.5	9.6 on 8	28.6	9	726	1929@50	400/AA/A	
255/35ZR20/XL DIR	97W		BSW	30376	10 - 8.5	10.2 on 9	27	9	770	1609@50	400/AA/A	
255/45ZR20 DIR	101W		BSW	94555	9.5 - 8	10 on 8.5	29	9	716	1819@51	400/AA/A	
275/35ZR20/XL DIR	102W		BSW	19943	11 - 9	10.9 on 9.5	27.5	9	755	1874@50	400/AA/A	
275/40ZR20/XL DIR	106W		BSW	11108	11 - 9	10.9 on 9.5	28.6	9	726	2094@50	400/AA/A	
275/40ZR20/XL DIR	106Y		BSW	91904	11 - 9	10.9 on 9.5	28.6	9	726	2094@50	400/AA/A	
285/35ZR20 DIR	100W		BSW	09693	11 - 9.5	11.4 on 10	27.8	9	746	1764@51	400/AA/A	
285/35ZR20 DIR	100Y		BSW	20717	11 - 9.5	11.4 on 10	27.8	9	746	1764@51	400/AA/A	
305/35ZR20 DIR	104W		BSW	04642	12 - 10	12.3 on 11	28.4	9	732	1984@51	400/AA/A	
305/35ZR20 DIR	104Y		BSW	32255	12 - 10	12.3 on 11	28.4	9	732	1984@51	400/AA/A	

|| DON'T SETTLE  
FOR TAME.



## PERFORMANCE/TOURING

We don't believe you have to trade fun for practicality. With the RIGHT tire, you can find the driving spirit in your everyday car.



KEY TIRE LINE COMPARISONS	WEAR LIFE	FUEL EFFICIENCY	HANDLING	BRAKING	COMFORT
Advantage T/A* Sport	10	8	10	10	9
Advantage T/A*	9	7	9	9	9
Radial T/A*	7	5	8	7	7

BFGOODRICH  
**ADVANTAGE T/A® SPORT**

Defy the weather, control the curves, and enjoy the drive for miles and miles



BENEFITS OF BFGOODRICH

- **ALL SEASON, ALL PURPOSE: 12% better Wet Braking<sup>1</sup> & 15% better snow traction<sup>2</sup>**

Locking 3-D Active Sipe Technology provides more biting edges for significantly increased wet and light snow traction. Advanced All-Season Tread Compounds are silica-infused compounds to deliver outstanding grip year round. Aqua-Flume Technology is a curvilinear groove network designed to disperse water from under the contact patch.

- **ADVANCED MILEAGE: Backed by warranty<sup>3</sup>**

Computer Optimized Footprint manages tread wear evolution for longer life and a quiet ride. Locking 3-D Active Sipe Technology designed to lock together under tire's footprint providing stability for longer wear. Full Depth Tread Features maintain consistent performance and look throughout the life of the tire

- **AGILE HANDLING: 15% better Dry Handling<sup>4</sup>**

Next Generation ETEC System<sup>™</sup> (Equal TEnsion Containment System) maintains optimal footprint shape during cornering and high speed situations+. Next Generation g-Wedge Sidewall Stabilizer<sup>™</sup> stabilizes sidewall for crisp handling and comfortable ride. Continuous Center Rib provides consistent steering response and road feel.



POPULAR REPLACEMENT MARKET FITMENTS:

- Honda Accord
- Toyota Camry
- Mazda 3 and 6
- Ford Focus
- Chevrolet Malibu
- Nissan Altima
- Subaru Crosstrek

<sup>1</sup> Based on internal wet braking results from 50 MPH using a 2013 Honda Accord LX versus previous generation BFGoodrich® Advantage T/A® tire in size 215/55R17 94V. Actual on-road results may vary.  
<sup>2</sup> Based on third-party snow traction tests using ASTM Test Method F1805-12 versus previous generation BFGoodrich® Advantage T/A® tire in size 215/55R17 94V. Actual on-road results may vary.  
<sup>3</sup> mile limited treadlife warranty- T-rated, mile limited treadlife warranty- H/V rated  
<sup>4</sup> Based on internal dry handling results using a 2013 Honda Accord LX vs. previous generation BFGoodrich® Advantage T/A® tire in size 215/55R17 94V. Actual on-road results may vary.



## BFGOODRICH® ADVANTAGE T/A® SPORT

Tire Size	Service Description	Limited Warranty	Side-wall	MSPN	Rim Width Range (inches)	Section Width on Measuring Rim Width (inches)	Overall Diameter (inches)	Tread Depth (in/32nds)	Rev/Mile @45 mph	Max Load Single (lbs@psi)	UTQG	O.E. Fit-ments
185/60R15	84T		BSW	10189	6.5 - 5	7.4 on 5.5	23.7	9.5	876	1102@44	660/A/A	
185/65R15	88H		BSW	51187	6.5 - 5	7.4 on 5.5	24.4	9.5	851	1235@44	600/A/A	
185/65R15	88T		BSW	98559	6.5 - 5	7.4 on 5.5	24.4	9.5	851	1235@44	660/A/A	
195/55R15	85V		BSW	03054	7 - 5.5	7.9 on 6	23.4	9.5	888	1135@44	600/A/A	
195/60R15	88H		BSW	03110	7 - 5.5	7.9 on 6	24.2	9.5	859	1235@44	600/A/A	
195/60R15	88T		BSW	66582	7 - 5.5	7.9 on 6	24.2	9.5	859	1235@44	660/A/A	
195/65R15	91H		BSW	12687	7 - 5.5	7.9 on 6	25	9.5	832	1356@44	600/A/A	
195/65R15	91T		BSW	09460	7 - 5.5	7.9 on 6	25	9.5	832	1356@44	660/A/A	
205/60R15	91H		BSW	86626	7.5 - 5.5	8.2 on 6	24.6	9.5	842	1356@44	600/A/A	
205/65R15	94H		BSW	21777	7.5 - 5.5	8.2 on 6	25.4	9.5	817	1477@44	600/A/A	
205/65R15	94T		BSW	55133	7.5 - 5.5	8.2 on 6	25.4	9.5	817	1477@44	660/A/A	
215/70R15	98T		BSW	92004	7 - 5.5	8.7 on 6.5	26.8	9.5	774	1653@44	660/A/A	
195/55R16	87V		BSW	25375	7 - 5.5	7.9 on 6	24.4	9.5	852	1202@44	600/A/A	
205/50R16	87V		BSW	14732	7.5 - 5.5	8.4 on 6.5	24	9.5	863	1202@44	600/A/A	
205/55R16	91H		BSW	08979	7.5 - 5.5	8.4 on 6.5	24.8	9.5	836	1356@44	600/A/A	
205/55R16	91T		BSW	58598	7.5 - 5.5	8.4 on 6.5	24.8	9.5	836	1356@44	660/A/A	
205/60R16	92H		BSW	34511	7.5 - 5.5	8.2 on 6	25.6	9.5	810	1389@44	600/A/A	
205/60R16	92V		BSW	45602	7.5 - 5.5	8.2 on 6	25.6	9.5	810	1389@44	600/A/A	
205/65R16	95H		BSW	22797	7.5 - 5.5	8.2 on 6	26.4	9.5	786	1521@44	600/A/A	
215/55R16/XL	97H		BSW	35466	7.5 - 6	8.9 on 7	25.2	9.5	823	1609@50	600/A/A	
215/60R16	95H		BSW	96984	7.5 - 6	8.7 on 6.5	26.1	9.5	796	1521@44	600/A/A	
215/60R16	95T		BSW	05012	7.5 - 6	8.7 on 6.5	26.1	9.5	796	1521@44	660/A/A	
215/60R16	95V		BSW	02941	7.5 - 6	8.7 on 6.5	26.1	9.5	796	1521@44	600/A/A	
215/65R16	98T		BSW	10764	7.5 - 6	8.7 on 6.5	27	9.5	770	1653@44	660/A/A	
225/60R16	98H		BSW	01676	8 - 6	9 on 6.5	26.6	9.5	782	1653@44	600/A/A	
225/60R16	98T		BSW	28656	8 - 6	9 on 6.5	26.6	9.5	782	1653@44	660/A/A	
225/65R16	100T		BSW	30294	8 - 6	9 on 6.5	27.4	9.5	757	1764@44	660/A/A	
235/60R16	100T		BSW	19046	8.5 - 6.5	9.5 on 7	27	9.5	768	1764@44	660/A/A	
235/65R16	103T		BSW	07312	8.5 - 6.5	9.5 on 7	28	9.5	742	1929@44	660/A/A	
205/50R17/XL	93V		BSW	40061	7.5 - 5.5	8.4 on 6.5	25.1	9.5	828	1433@50	600/A/A	
215/45R17	87V		BSW	55068	8 - 7	8.4 on 7	24.6	9.5	844	1202@44	600/A/A	
215/50R17/XL	95V		BSW	46569	7.5 - 6	8.9 on 7	25.5	9.5	815	1521@50	600/A/A	
215/55R17	94H		BSW	70453	7.5 - 6	8.9 on 7	26.3	9.5	791	1477@44	600/A/A	
215/55R17	94V		BSW	39136	7.5 - 6	8.9 on 7	26.3	9.5	791	1477@44	600/A/A	
215/60R17	96H		BSW	29380	7.5 - 6	8.7 on 6.5	27.1	9.5	766	1565@44	600/A/A	
215/60R17	96T		BSW	72139	7.5 - 6	8.7 on 6.5	27.1	9.5	766	1565@44	660/A/A	
225/45R17	91H		BSW	67232	8.5 - 7	8.9 on 7.5	24.9	9.5	833	1356@44	600/A/A	
225/50R17	94T		BSW	72111	8 - 6	9.2 on 7	25.9	9.5	803	1477@44	660/A/A	
225/50R17	94V		BSW	36882	8 - 6	9.2 on 7	25.9	9.5	803	1477@44	600/A/A	
225/55R17	97H		BSW	10449	8 - 6	9.2 on 7	26.7	9.5	777	1609@44	600/A/A	
225/55R17	97V		BSW	29843	8 - 6	9.2 on 7	26.7	9.5	777	1609@44	600/A/A	
225/60R17	99H		BSW	28604	8 - 6	9 on 6.5	27.6	9.5	753	1709@44	600/A/A	
235/45R17/XL	97H		BSW	48627	9 - 7.5	9.3 on 8	25.3	9.5	821	1609@50	600/A/A	
235/55R17	99H		BSW	29257	8.5 - 6.5	9.7 on 7.5	27.1	9.5	766	1709@44	600/A/A	
235/60R17	102H		BSW	24390	8.5 - 6.5	9.5 on 7	28.1	9.5	740	1874@44	600/A/A	
235/60R17	102T		BSW	35308	8.5 - 6.5	9.5 on 7	28.1	9.5	740	1874@44	660/A/A	
215/55R18	95H		BSW	85646	7.5 - 6	8.9 on 7	27.2	9.5	762	1521@44	600/A/A	
225/45R18/XL	95V		BSW	58709	8.5 - 7	8.9 on 7.5	25.9	9.5	802	1521@50	600/A/A	
225/50R18	95T		BSW	27076	8 - 6	9.2 on 7	26.8	9.5	774	1521@44	660/A/A	
225/55R18	98V		BSW	09339	8 - 6	9.2 on 7	27.7	9.5	749	1653@44	600/A/A	
225/60R18	100H		BSW	16685	8 - 6	9 on 6.5	28.6	9.5	727	1764@44	600/A/A	
235/45R18/XL	98V		BSW	38693	9 - 7.5	9.3 on 8	26.3	9.5	790	1653@50	600/A/A	
235/55R18	100T		BSW	10044	8.5 - 6.5	9.7 on 7.5	28.1	9.5	739	1764@44	660/A/A	
245/45R18	96V		BSW	07049	9 - 7.5	9.6 on 8	26.6	9.5	780	1565@44	600/A/A	

BFGOODRICH  
**ADVANTAGE T/A®**

Offers an upgraded grip and a smooth, long-lasting ride for an awesome everyday drive.



ALL-SEASON TIRE



BENEFITS OF BFGOODRICH

- **Experience real driving excitement .<sup>1</sup>**  
Strong, limited tread life warranty.
- **Provide excellent all-weather bite and responsive handling that enthusiasts demand.**  
New g-Grip<sup>®</sup> interlocking sipe technology and an all-season tread compound.
- **Designed to provide maximum water evacuation.**  
Deep, wide circumferential grooves.
- **Provides excellent strength and maintains maximum tread contact, even in high-speed<sup>2</sup> conditions.**  
ETEC System<sup>®</sup> (Equal TEnsion Containment System) filament reinforcement.
- **Reinforcement where it counts for a comfortable ride and crisp handling.**  
g-Wedge<sup>®</sup> sidewall stabilizer (H/V series only) and rigid shoulder blocks.
- **Offers ease of maintenance and increased tread life.**  
Non-directional tread pattern.
- **BFGoodrich racing heritage puts performance into everyday driving with authentic go-fast looks.**  
Signature aesthetics.

<sup>1</sup> Limited warranty for T-speed rated sizes, warranty for H/V rated sizes - see warranty for details.  
<sup>2</sup> Exceeding the safe, legal speed limit is neither recommended nor endorsed.



**POPULAR REPLACEMENT MARKET FITMENTS:**

- Chevrolet Malibu
- Ford Fusion
- Honda Accord
- Toyota Camry
- MINI Cooper



## BFGOODRICH ADVANTAGE T/A

Tire Size	Service Description	Limited Warranty	Side-wall	MSPN	Rim Width Range (inches)	Section Width on Measuring Rim Width (inches)	Overall Diameter (inches)	Tread Depth (in/32nds)	Rev/ Mile @45 mph	Max Load Single (lbs@psi)	UTQG	O.E. Fit-ments
185/65R14	86T		BSW	24853	6.5 - 5	7.4 on 5.5	23.5	11.5	887	1168@44	680/A/B	
P185/70R14	87T		BSW	28653	6 - 4.5	7.4 on 5.5	24.3	11.5	858	1201@44	680/A/B	
P195/70R14	90T		BSW	12729	6.5 - 5	7.9 on 6	24.8	11.5	839	1312@44	680/A/B	
185/60R15	84T		BSW	19478	6.5 - 5	7.4 on 5.5	23.7	11.5	876	1102@44	680/A/B	
185/65R15	88H		BSW	08163	6.5 - 5	7.4 on 5.5	24.5	10	851	1235@44	560/A/A	
185/65R15	88T		BSW	15299	6.5 - 5	7.4 on 5.5	24.5	11.5	851	1235@44	680/A/B	
195/60R15	88H		BSW	69345	7 - 5.5	7.9 on 6	24.2	10	859	1235@44	560/A/A	
195/60R15	88T		BSW	82309	7 - 5.5	7.9 on 6	24.2	11.5	859	1235@44	680/A/B	
195/65R15	91H		BSW	07671	7 - 5.5	7.9 on 6	25	10	832	1356@44	560/A/A	
195/65R15	91T		BSW	90933	7 - 5.5	7.9 on 6	25	11.5	832	1356@44	680/A/B	
205/60R15	91H		BSW	10233	7.5 - 5.5	8.2 on 6	24.7	10	842	1356@44	560/A/A	
205/65R15	94H		BSW	32707	7.5 - 5.5	8.2 on 6	25.5	10	817	1477@44	560/A/A	
205/65R15	94T		BSW	98654	7.5 - 5.5	8.2 on 6	25.5	11.5	817	1477@44	680/A/B	
P205/70R15	95T		BSW	30010	7 - 5	8.2 on 6	26.3	11.5	790	1499@44	680/A/B	
215/60R15	94H		BSW	21409	7.5 - 6	8.7 on 6.5	25.2	10	827	1477@44	560/A/A	
215/70R15	98T		BSW	10056	7 - 5.5	8.7 on 6.5	26.9	11.5	774	1653@44	680/A/B	
195/55R16	87V		BSW	80052	7 - 5.5	7.9 on 6	24.4	10	852	1201@44	560/A/A	
205/55R16	91H		BSW	27200	7.5 - 5.5	8.4 on 6.5	24.9	10	836	1356@44	560/A/A	
205/55R16	91T		BSW	10596	7.5 - 5.5	8.4 on 6.5	24.9	11.5	836	1356@44	680/A/B	
205/60R16	92H		BSW	04259	7.5 - 5.5	8.2 on 6	25.7	10	810	1389@44	560/A/A	
205/60R16	92T		BSW	26379	7.5 - 5.5	8.2 on 6	25.7	11.5	810	1389@44	680/A/B	
205/60R16	92V		BSW	76465	7.5 - 5.5	8.2 on 6	25.7	10	810	1389@44	560/A/A	
215/55R16/XL	97H		BSW	16767	7.5 - 6	8.9 on 7	25.3	10	823	1609@50	560/A/A	
215/60R16	95H		BSW	02107	7.5 - 6	8.7 on 6.5	26.1	10	796	1521@44	560/A/A	
215/60R16	95T		BSW	21779	7.5 - 6	8.7 on 6.5	26.1	11.5	796	1521@44	680/A/B	
215/60R16	95V		BSW	39484	7.5 - 6	8.7 on 6.5	26.1	10	796	1521@44	560/A/A	
215/65R16	98T		BSW	77906	7.5 - 6	8.7 on 6.5	27	11.5	770	1653@44	680/A/B	
225/60R16	98H		BSW	08431	8 - 6	9 on 6.5	26.6	10	782	1653@44	560/A/A	
225/60R16	98T		BSW	64557	8 - 6	9 on 6.5	26.6	11.5	782	1653@44	680/A/B	
225/60R16	98V		BSW	58028	8 - 6	9 on 6.5	26.6	10	782	1653@44	560/A/A	
225/65R16	100T		BSW	24615	8 - 6	9 on 6.5	27.5	11.5	757	1764@44	680/A/B	
235/60R16	100H		BSW	99319	8.5 - 6.5	9.5 on 7	27.1	10	768	1764@44	560/A/A	
235/65R16	103T		BSW	97843	8.5 - 6.5	9.5 on 7	28	11.5	742	1929@44	680/A/B	
215/50R17/XL	95V		BSW	46850	7.5 - 6	8.9 on 7	25.5	10	815	1521@50	560/A/A	
215/55R17	94H		BSW	19616	7.5 - 6	8.9 on 7	26.3	10	791	1477@44	560/A/A	
215/55R17	94T		BSW	09259	7.5 - 6	8.9 on 7	26.3	11.5	791	1477@44	680/A/B	
215/55R17	94V		BSW	82042	7.5 - 6	8.9 on 7	26.3	10	791	1477@44	560/A/A	
215/60R17	96T		BSW	76468	7.5 - 6	8.7 on 6.5	27.2	11.5	766	1565@44	680/A/B	
215/65R17	99T		BSW	61840	7.5 - 6	8.7 on 6.5	28	11.5	742	1709@44	680/A/B	
225/50R17	94T		BSW	51434	8 - 6	9.2 on 7	25.9	11.5	803	1477@44	680/A/B	
225/50R17	94V		BSW	72341	8 - 6	9.2 on 7	25.9	10	803	1477@44	560/A/A	
225/55R17	97H		BSW	12565	8 - 6	9.2 on 7	26.8	10	777	1609@44	560/A/A	
225/55R17	97T		BSW	16512	8 - 6	9.2 on 7	26.8	11.5	777	1609@44	680/A/B	
225/55R17	97V		BSW	12516	8 - 6	9.2 on 7	26.8	10	777	1609@44	560/A/A	
225/60R17	99T		BSW	01507	8 - 6	9 on 6.5	27.6	11.5	753	1709@44	680/A/B	
225/65R17	102T		BSW	26926	8 - 6	9 on 6.5	28.5	11.5	730	1874@44	680/A/B	
235/55R17	99H		BSW	05491	8.5 - 6.5	9.7 on 7.5	27.2	10	766	1709@44	560/A/A	
235/60R17	102T		BSW	03135	8.5 - 6.5	9.5 on 7	28.1	11.5	740	1874@44	680/A/B	
215/55R18	95H		BSW	35417	7.5 - 6	8.9 on 7	27.2	10	762	1521@44	560/A/A	
215/55R18	95T		BSW	01539	7.5 - 6	8.9 on 7	27.3	11.5	762	1521@44	680/A/B	
225/50R18	95T		BSW	04912	8 - 6	9.2 on 7	26.9	11.5	774	1521@44	680/A/B	
225/55R18	98H		BSW	96542	8 - 6	9.2 on 7	27.7	10	749	1653@44	560/A/A	
225/60R18	100H		BSW	38527	8 - 6	9 on 6.5	28.6	10	727	1764@44	560/A/A	
235/55R18	100T		BSW	18772	8.5 - 6.5	9.7 on 7.5	28.1	11.5	739	1764@44	680/A/B	

BFGOODRICH  
**RADIAL T/A**<sup>®</sup>  
An American performance icon.




ALL-SEASON TIRE



BENEFITS OF BFGOODRICH

- **Wide profile styling for modern muscle.**  
Raised white letter and wide profile styling.
- **Superb lateral stability and steering response.**  
Classic look with modern technology.
- **Nearly 40 years of real racing heritage and technology.**  
North America's first performance radial tire.
- **High performance with low noise levels.**  
Unique tread block phasing
- **Exceptional wet and dry traction and control, with long, even wear.**  
Variable groove angle geometry and performance tread compounding.



**POPULAR REPLACEMENT  
MARKET FITMENTS:**

Hot Rods and Tuners

Vintage Performance Cars


American Muscle




## BFGOODRICH® RADIAL T/A

Tire Size	Service Description	Limited Warranty	Side-wall	MSPN	Rim Width Range (inches)	Section Width on Measuring Rim Width (inches)	Overall Diameter (inches)	Tread Depth (in/32nds)	Rev/ Mile @45 mph	Max Load Single (lbs@psi)	UTQG	O.E. Fit-ments
P205/70R14	93S	Std	RWL	23353	7 - 5	8.2 on 6	25.3	11	821	1433@35	400/A/B	
P215/60R14	91S	Std	RWL	87370	7.5 - 6	8.7 on 6.5	24.1	11	861	1345@35	400/A/B	
P215/70R14	96S	Std	RWL	13823	7 - 5.5	8.7 on 6.5	25.9	12	803	1554@35	400/A/B	
P225/60R14	94S	Std	RWL	03769	8 - 6	9 on 6.5	24.6	11	844	1455@35	400/A/B	
P225/70R14	98S	Std	RWL	78138	7.5 - 6	9 on 6.5	26.4	12	786	1675@35	400/A/B	
P235/60R14	96S	Std	RWL	38765	8.5 - 6.5	9.5 on 7	25.1	11	828	1565@35	400/A/B	
P245/60R14	98S	Std	RWL	87449	8.5 - 7	9.8 on 7	25.5	11	813	1675@35	400/A/B	
P155/80R15	83S	Std	RWL	06462	5.5 - 4.5	6.2 on 4.5	24.8	12	840	1069@35	400/A/B	
P195/60R15	87S	Std	RWL	96408	7 - 5.5	7.9 on 6	24.2	11	859	1190@35	400/A/B	
P205/60R15	90S	Std	RWL	94684	7.5 - 5.5	8.2 on 6	24.6	11	842	1301@35	400/A/B	
P215/60R15	93S	Std	RWL	35841	7.5 - 6	8.7 on 6.5	25.1	11	827	1411@35	400/A/B	
P215/65R15	95S	Std	RWL	15015	7.5 - 6	8.7 on 6.5	26	10.5	799	1510@35	400/A/B	
P215/70R15	97S	Std	RWL	94777	7 - 5.5	8.7 on 6.5	26.8	12	774	1620@35	400/A/B	
P225/60R15	95S	Std	RWL	10971	8 - 6	9 on 6.5	25.6	11	812	1521@	400/A/B	
P225/70R15	100S	Std	RWL	72175	7.5 - 6	9 on 6.5	27.4	12	758	1753@35	400/A/B	
P235/60R15	98S	Std	RWL	19922	8.5 - 6.5	9.5 on 7	26.1	11	797	1642@35	400/A/B	
P235/70R15	102S	Std	RWL	58935	8 - 6	9.5 on 7	27.9	12	743	1896@35	400/A/B	
P245/60R15	100S	Std	RWL	99620	8.5 - 7	9.8 on 7	26.6	11	783	1753@35	400/A/B	
P255/60R15	102S	Std	RWL	29893	9 - 7	10.2 on 7.5	27.1	11	769	1885@35	400/A/B	
P255/70R15	108S	Std	RWL	07685	8.5 - 6.5	10.2 on 7.5	29.1	12	715	2183@35	400/A/B	
P275/60R15	107S	Std	RWL	61789	9.5 - 7.5	11 on 8	28	11	743	2149@	400/A/B	
P295/50R15	105S	Std	RWL	12707	10.5 - 8	12.1 on 9.5	26.6	11	780	2061@35	400/A/B	

|| TAKE ON  
**FRESH POWDER.**






## WINTER

You can't stop your life every time a winter storm rolls through. When the weather is harsh, winter tires help make getting around safe - and fun.

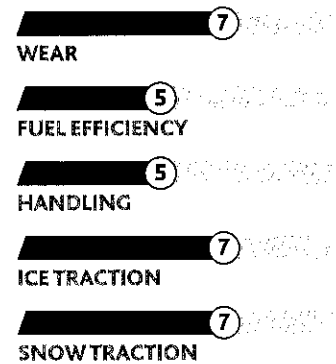
BFGOODRICH  
**COMMERCIAL T/A® TRACTION**

A truck and fleet tire with aggressive tread to go wherever your route requires.



BENEFITS OF BFGOODRICH

- **Ideal for less-than-ideal roads.**  
Tread designed for snow, mud and practically any conditions (suitable for drive axle or both axles on trucks that spend time off-road).
- **Made for extreme snow and ice.**  
Molded to accept studs when conditions demand the ultimate in traction.



Tire Size	Service Description	Limited Warranty	Side-wall	MSPN	Rim Width Range (inches)	Section Width on Measuring Rim Width (inches)	Overall Diameter (inches)	Tread Depth (in/32nds)	Rev/ Mile @45 mph	Max Load Single (lbs@psi)	Max Load Dual (lbs@psi)	UTQG	O.E. Fit-ments
LT215/85R16/D	110Q	Std	BSW	61161	7 - 5.5	8.5 on 6	30.2	18	688	2335@65	2150@65		
LT225/75R16/E	115Q	Std	BSW	72846	7 - 6	8.8 on 6	29.3	18	710	2680@80	2470@80		
LT235/85R16/E	120Q	Std	BSW	58509	7 - 6	9.4 on 6.5	31.6	18	658	3042@80	2778@80		
LT245/75R16/E	120Q	Std	BSW	85980	8 - 6.5	10 on 7	30.6	18	680	3042@80	2778@80		
LT265/75R16/E	123Q	Std	BSW	53176	8 - 7	10.5 on 7.5	31.8	15.5	654	3415@80	3085@80		



A close-up, low-angle shot of a tire tread on a dark, rocky surface. The tire is positioned on the right side of the frame, with its tread pattern clearly visible. The background is a dark, textured rock face. The text is overlaid on the left side of the image.

PUT YOUR GPS  
TO THE TEST.

## LIGHT TRUCK/SUV

On the job site or out in the places you fish, camp or hunt, trucks and SUVs are made to work hard. And play even harder.



KEY TIRE LINE COMPARISONS	WEAR LIFE	FUEL EFFICIENCY	OFF-ROAD	BRAKING	COMFORT
Long Trail T/A <sup>®</sup> Tour	10	7	3	9	10
Rugged Trail T/A <sup>®</sup>	7	8	6	7	7
Mud-Terrain T/A <sup>®</sup> KM2	6	4	10	7	5
All-Terrain T/A <sup>®</sup> KO2	9	6	10	8	6

# BFGOODRICH LONG TRAIL T/A® TOUR

High level performance for crossovers and SUV's that are in it for the long haul.

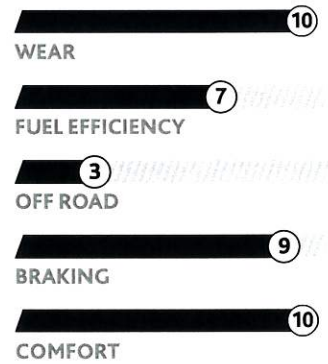


ALL-SEASON TIRE



## BENEFITS OF BFGOODRICH

- **For people who love to drive - and drive a lot.**  
Backed Manufacturer's Limited Treadlife Warranty<sup>1</sup>
- **Designed for a responsive and spirited highway ride driving on the road.**  
Proprietary ETEC System™ (Equal Tension Containment System) delivers durability and stability at high speeds.
- **You're in control, not the weather.**  
Strategic siping and rain channels that keep you in control in rainy, snowy and dry weather.



### POPULAR REPLACEMENT MARKET FITMENTS:

- Honda CR-V
- Toyota RAV4
- Ford Escape
- Ford Explorer
- Chevrolet Tahoe
- Chevrolet Suburban
- Dodge Journey


<sup>1</sup> See warranty for details



## BFGOODRICH® LONG TRAIL T/A® TOUR

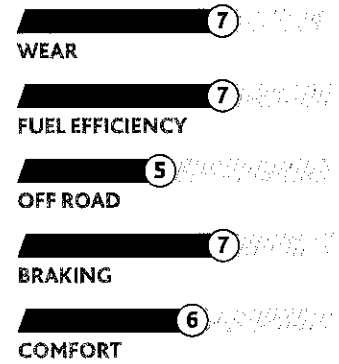
Tire Size	Service Description	Limited Warranty	Side-wall	MSPN	Rim Width Range (inches)	Section Width on Measuring Rim Width (inches)	Overall Diameter (inches)	Tread Depth (in/32nds)	Rev/ Mile @45 mph	Max Load Single (lbs@psi)	UTQG	O.E. Fit-ments
P215/75R15	100T		ORWL	80882	7 - 5.5	8.5 on 6	27.7	12	751	1584@44	580/A/B	
P225/70R15	100T		ORWL	07228	7.5 - 6	9 on 6.5	27.4	12	758	1594@44	580/A/B	
P225/75R15	102T		ORWL	22662	7.5 - 6	8.8 on 6	28.3	12	735	1704@44	580/A/B	
P235/70R15	102T		ORWL	30023	8 - 6	9.5 on 7	28	12	743	1724@44	580/A/B	
P235/75R15/XL	108T		ORWL	89471	8 - 6	9.3 on 6.5	28.9	12	721	1985@50	580/A/B	
P265/70R15	110T		ORWL	68983	9 - 7	10.7 on 8	29.7	12	702	2125@44	580/A/B	
P265/75R15	112T		ORWL	93100	9 - 7	10.5 on 7.5	30.7	12	678	2245@44	580/A/B	
215/70R16	100H		BSW	07127	7 - 5.5	8.7 on 6.5	27.9	11.5	746	1604@44	440/A/A	
P215/70R16	99T		ORWL	04091	7 - 5.5	8.7 on 6.5	27.9	12	746	1554@44	580/A/B	
P215/75R16	101T		ORWL	27133	7 - 5.5	8.5 on 6	28.7	12	726	1654@44	580/A/B	
P225/70R16	101T		ORWL	12528	7.5 - 6	9 on 6.5	28.4	12	732	1654@44	580/A/B	
P225/75R16/XL	106T		ORWL	44404	7.5 - 6	8.8 on 6	29.3	12	710	1904@50	580/A/B	
P235/70R16	104T		ORWL	98706	8 - 6	9.5 on 7	29	12	718	1804@44	580/A/B	
P235/75R16/XL	109T		ORWL	22027	8 - 6	9.3 on 6.5	29.8	12	697	2065@50	580/A/B	
P245/70R16	106T		ORWL	85358	8 - 6.5	9.8 on 7	29.5	12	704	1904@44	580/A/B	
P245/75R16	109T		ORWL	90103	8 - 6.5	9.8 on 7	30.5	12	683	2065@44	580/A/B	
P255/65R16	106T		BSW	00796	9 - 7	10.2 on 7.5	29.1	12	716	1904@44	580/A/B	
P255/70R16	109T		ORWL	78976	8.5 - 6.5	10.2 on 7.5	30.1	12	691	2065@44	580/A/B	
P265/75R16	114T		ORWL	26167	9 - 7	10.5 on 7.5	31.7	12	657	2365@44	580/A/B	
225/65R17	102H		BSW	48275	8 - 6	9 on 6.5	28.5	11.5	730	1704@44	440/A/A	
P235/60R17	100T		BSW	29509	8.5 - 6.5	9.5 on 7	28.1	12	740	1604@44	580/A/B	
P235/65R17	103T		ORWL	18701	8.5 - 6.5	9.5 on 7	29.1	12	716	1754@44	580/A/B	
235/65R17	104H		BSW	80976	8.5 - 6.5	9.5 on 7	29.1	11.5	716	1804@44	440/A/A	
P235/70R17/XL	108T		BSW	00843	8 - 6	9.5 on 7	30	12	693	2005@50	580/A/B	
P235/75R17	108T		BSW	34949	8 - 6	9.3 on 6.5	30.9	12	674	2005@44	580/A/B	
P245/65R17	105T		ORWL	42091	8.5 - 7	9.8 on 7	29.5	12	704	1854@44	580/A/B	
P245/70R17	108T		ORWL	31653	8 - 6.5	9.8 on 7	30.6	12	681	2005@44	580/A/B	
255/60R17	106V		BSW	34456	9 - 7	10.2 on 7.5	29.1	11.5	716	1904@44	440/A/A	
P255/65R17	108T		ORWL	19236	9 - 7	10.2 on 7.5	30.1	12	691	2005@44	580/A/B	
P255/70R17	110T		ORWL	12487	8.5 - 6.5	10.2 on 7.5	31.1	12	669	2125@44	580/A/B	
P265/65R17	110T		BSW	92930	9.5 - 7.5	10.7 on 8	30.6	12	681	2125@44	580/A/B	
P265/70R17	113T		ORWL	39719	9 - 7	10.7 on 8	31.7	12	657	2305@44	580/A/B	
P275/60R17	110T		ORWL	13374	9.5 - 7.5	11 on 8	30	12	693	2125@44	580/A/B	
235/55R18	100V		BSW	39138	8.5 - 6.5	9.7 on 7.5	28.2	11.5	739	1604@44	440/A/A	
235/60R18	103V		BSW	06598	8.5 - 6.5	9.5 on 7	29.1	11.5	715	1754@44	440/A/A	
P235/65R18	104T		BSW	30080	8.5 - 6.5	9.5 on 7	30	12	692	1804@44	580/A/B	
245/60R18	105H		BSW	02829	8.5 - 7	9.8 on 7	29.6	11.5	703	1854@44	440/A/A	
255/55R18	105V		BSW	22371	9 - 7	10.4 on 8	29	11.5	717	1854@44	440/A/A	
P265/70R18	114T		ORWL	06615	9 - 7	10.7 on 8	32.6	12	637	2365@44	580/A/B	
P275/55R20	111T		BSW	28531	9.5 - 7.5	11.2 on 8.5	31.9	12	652	2185@44	580/A/B	
P275/60R20	114T		BSW	32247	9.5 - 7.5	11 on 8	33	12	630	2365@44	580/A/B	

BFGOODRICH®  
**RADIAL LONG TRAIL T/A**®  
 Tried and true all-season tire for popular SUVs.



BENEFITS OF BFGOODRICH

- **Long on performance, long on mileage**  
 Dual-compound tread for improved grip in a long-lasting tire.
- **Designed for highway travel**  
 Minimal highway noise with excellent steering feel.



**POPULAR REPLACEMENT  
 MARKET FITMENTS:**

Ford E-Series 150  
 Nissan Xterra

Tire Size	Service Description	Limited Warranty	Side-wall	MSPN	Rim Width Range (inches)	Section Width on Measuring Rim Width (inches)	Overall Diameter (inches)	Tread Depth (in/32nds)	Rev/ Mile @45 mph	Max Load Single (lbs@psi)	UTQG	O.E. Fitments
P265/60R18	109T	Std	ORWL	91173	9.5 - 7	10.2 on 7.5	30.6	11.5	685	2065@44	440/A/B	F



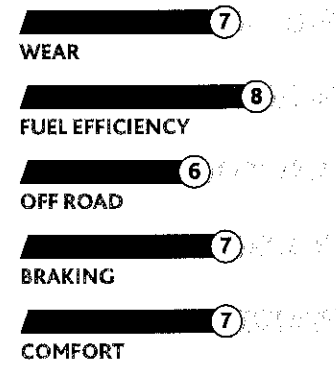
BFGOODRICH®  
**RUGGED TRAIL T/A®**

On and off-road performance for popular trucks.



BENEFITS OF BFGOODRICH

- **Great highway performance plus off-road traction**  
High-speed durability and stable handling on the road.<sup>1</sup>



**POPULAR REPLACEMENT MARKET FITMENTS:**

- Nissan Frontier
- Nissan Titan
- Toyota Tacoma
- Toyota Tundra

<sup>1</sup> Exceeding the safe, legal speed limit is neither recommended nor endorsed.

Tire Size	Service Description	Limited Warranty	Side-wall	MSPN	Rim Width Range (inches)	Section Width on Measuring Rim Width (inches)	Overall Diameter (inches)	Tread Depth (in/32nds)	Rev/ Mile @45 mph	Max Load Single (lbs@psi)	Max Load Dual (lbs@psi)	UTQG	O.E. Fitments
P265/70R16 DT	111T	Std	RWL	73986	9 - 7	10.6 on 8	30.6	10.5	680	2185@35		400/A/B	T
P265/75R16 DT	114T	Std	ORWL	66649	9 - 7	10.4 on 7	31.8	11	654	2365@44		400/A/B	N
P245/65R17 DT	105H	Std	BSW	79845	8.5 - 7	9.9 on 7.5	29.4	12	708	1854@44		400/A/B	FOR
P275/65R18 DT	114T	Std	ORWL	04509	9.5 - 7.5	11 on 8	32.1	13	648	2601@35		400/A/B	FOR
P275/70R18	116T	Std	ORWL	01195	9 - 7	11.1 on 8	33	10	630	2505@36		400/A/B	N
LT245/75R17/E	121R	Std	BSW	61626	7.5 - 6.5	9.8 on 7	31.5	14.5	660	3195@80	2910@80		FOR
LT245/75R17/E	121R	Std	ORWL	52343	7.5 - 6.5	9.8 on 7	31.5	14.5	660	3195@80	2910@80		FOR
LT265/70R17/E	121R	Std	ORWL	92139	8.5 - 7	10.7 on 8	31.6	14.5	657	3195@80	2910@80		FOR



# BFGOODRICH MUD-TERRAIN T/A® KM2

The no-limits tire for serious off-road enthusiasts.



ALL-SEASON TIRE



## BENEFITS OF BFGOODRICH

- **When roadside assistance is not an option**  
Super-tough sidewall compound and 3-ply construction resists cuts and bruises to take the edge off of rocks and other off-road hazards.
- **Overcome nearly any obstacle**  
Linear flex zones allow the tire to conform and grab obstacles in aired-down driving.
- **Leave the tow rig at home**  
Drive to the trails with better road manners and less noise than you'd expect in an unstoppable off-road tire.



### POPULAR REPLACEMENT MARKET FITMENTS:

- Dodge Ram
- Ford F-Series
- Jeep Wrangler Rubicon




## BFGOODRICH® MUD-TERRAIN T/A® KM2

Tire Size	Service Description	Limited Warranty	Side-wall	MSPN	Rim Width Range (inches)	Section Width on Measuring Rim Width (inches)	Overall Diameter (inches)	Tread Depth (in/32nds)	Rev/ Mile @45 mph	Max Load Single (lbs@psi)	Max Load Dual (lbs@psi)	UTQG	O.E. Fit-ments
30x9.50R15/C	104Q	Std	RWL	71576	8.5 - 6.5	9.5 on 7.5	29.8	18	698	1985@50			
31x10.50R15/C	109Q	Std	RWL	98952	9 - 7	10.5 on 8.5	30.8	19	675	2270@50			
32x11.50R15/C	113Q	Std	RWL	13833	10 - 8	11.4 on 9	31.5	20	654	2535@50			
33x10.50R15/C	114Q	Std	RWL	38563	9 - 7	10.5 on 8.5	32.8	18	634	2600@50			
33x12.50R15/C	108Q	Std	RWL	37047	11 - 8.5	12.5 on 10	32.5	20	640	2205@35			
35x12.50R15/C	113Q	Std	RWL	53290	11 - 8.5	12.5 on 10	34.8	20	598	2535@35			
35x12.50R17/D	119Q	Std	RWL	38371	11 - 8.5	12.5 on 10	34.8	20	598	3000@50			
37x12.50R17/D	124Q	Std	RWL	25419	11 - 8.5	12.5 on 10	36.5	20	569	3525@50			
35x12.50R18/D	118Q	Std	RWL	28459	11 - 8.5	12.5 on 10	34.8	20	598	2910@50			
37x12.50R18/D	123Q	Std	RWL	97218	11 - 8.5	12.5 on 10	36.8	20	566	3415@50			
37x12.50R20/D	120Q	Std	RWL	39143	11 - 8.5	12.5 on 10	36.8	20	566	3085@50			
LT215/75R15/C	100Q	Std	RWL	51738	7 - 5.5	8.5 on 6	27.9	18	746	1765@50	1610@50		
LT235/75R15/C	104Q	Std	RWL	05926	7 - 6	9.3 on 6.5	29.1	18	715	1985@50	1820@50		
LT225/75R16/D	110Q	Std	RWL	30329	7 - 6	8.8 on 6	29.5	18	705	2335@65	2150@65		
LT235/70R16/C	104Q	Std	RWL	01802	7.5 - 6	9.5 on 7	29.2	18	712	1985@50	1820@50		
LT255/70R16/D	115Q	Std	RWL	10698	8 - 6.5	10.2 on 7.5	30.3	18	686	2680@65	2470@65		
LT255/85R16/E	123Q	Std	RWL	04222	8 - 6.5	10 on 7	33	18	629	3415@80	3085@80		
LT265/75R16/E	123Q	Std	RWL	19683	8 - 7	10.5 on 7.5	31.9	18	652	3415@80	3085@80		
LT285/75R16/E	126Q	Std	RWL	12544	9 - 7.5	11.3 on 8	33.1	19	628	3750@80	3415@80		
LT305/70R16/D	118Q	Std	RWL	39967	9.5 - 8	12.2 on 9	33.1	20	628	2910@50	2680@50		
LT315/75R16/D	121Q	Std	RWL	24970	10 - 8	12.3 on 8.5	34.8	20	598	3195@50	2910@50		
LT245/70R17/E	119Q	Std	RWL	13859	8 - 6.5	9.8 on 7	30.8	18	676	3000@80	2755@80		
LT255/80R17/E	121Q	Std	RWL	35737	8.5 - 6.5	10 on 7	33.3	18	625	3195@80	2910@80		
LT265/70R17/E	121Q	Std	RWL	73083	8.5 - 7	10.7 on 8	31.7	18	657	3195@80	2910@80		
LT285/70R17/D	121Q	Std	RWL	37037	9 - 7.5	11.5 on 8.5	33	19	630	3195@65	2910@65		
LT285/75R17/E	121Q	Std	RWL	79793	9.5 - 7.5	11.3 on 8	33.8	20	614	3195@80	2910@80		
LT305/65R17/E	121Q	Std	RWL	34424	11 - 8.5	12.2 on 9	32.8	20	634	3195@65	2910@65		
LT305/70R17/E	121Q	Std	RWL	42197	9.5 - 8	12.2 on 9	33.8	20	614	3195@65	2910@65		
LT285/70R18/E	127Q	Std	RWL	22412	9.5 - 7.5	11.5 on 8.5	33.7	20	616	3860@80	3525@80		
LT305/60R18/E	121Q	Std	RWL	31489	11 - 8.5	12.2 on 9	32.6	20	637	3195@65	2910@65		
LT305/55R20/E	121Q	Std	RWL	20881	11 - 8.5	12.4 on 9.5	33.5	20	622	3195@65	2910@65		
LT325/60R20/D	121Q	Std	RWL	34143	12 - 9	13 on 9.5	35.6	20	584	3195@50			

BFGOODRICH®  
**ALL-TERRAIN T/A® KO2**

BFGoodrich's toughest All-Terrain tire. Ever.



YEAR-ROUND ALL-TERRAIN TIRE



ALL-SEASON TIRE

BENEFITS OF BFGOODRICH

• **20% Tougher Sidewalls: Featuring race-proven CoreGard™ Technology to take on the toughest road hazards with confidence.<sup>1</sup>**

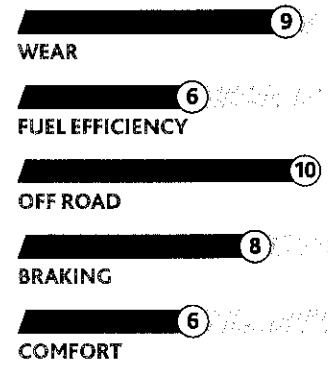
CoreGard Technology: Tougher Sidewall Rubber: Split & bruise resistant sidewall rubber, derived from BFGoodrich's race proven Baja T/A KR2 tire. Thicker, Extended Shoulder Rubber: Increased rubber thickness, extending down the sidewall to protect more of the critical sidewall failure zone. Advanced Deflection Design: Computer predicted object path design deflects protruding objects from snagging & splitting the sidewall.

• **Longer Treadlife On and Off-Road: To extend your adventure.<sup>2</sup>**

Specially formulated tread rubber: Optimally blended to reduce chip and tear for superior gravel road endurance. Advanced tire footprint shape: results in more evenly distributed stress, for longer more uniform wear. Interlocking Tread Design: provide increased tread block stability, for more even wear over the long haul Stone Ejectors: Rejects stone retention & provides extra tread cleanout protection against stone drilling.

• **Aggressive All-Terrain Traction: Exceeding RMA Severe Snow Traction performance requirements.<sup>3</sup> to confidently get where you want to go.**

Upper Sidewall Traction Bars: Protruding sidewall rubber blocks that provide increased mud, snow & rock traction, especially in aired-down driving situations. Mud-Phobic Bars: Raised bars in the shoulder tread area that helps to release compacted mud for enhanced traction in muddy and soft soil conditions. Serrated Shoulder Design: Staggered shoulder blocks that provide greater maneuverability in soft soil and deep snow conditions. Locking 3-D Sipes: 3-D active sipe technology, that provides more biting edges for significantly increased snow traction. 3 Peak Mountain Snowflake: Exceeds Rubber Manufacturer Association (RMA) Severe Snow Traction requirements.



**POPULAR REPLACEMENT MARKET FITMENTS:**

- Ford F-Series
- Jeep Wrangler
- Ford Expedition
- Toyota Tundra

<sup>1</sup> Improvement depends on the size of the tire purchased. 20% improvement based on internal sidewall splitting test results derived from a simulated sidewall aggression testing machine (patent pending US20120245859A1) vs. BFGoodrich® All-Terrain T/A KO tire in size LT265/70R17. Actual on-road results may vary.  
<sup>2</sup> On-Road: Based on internal wear tests vs. BFGoodrich® All-Terrain T/A KO tire in size LT 265/70R17. Off-Road: Based on commissioned third-party gravel endurance tests vs. BFGoodrich® All-Terrain T/A KO tire in size LT 265/70R17.  
<sup>3</sup> Snow: Based on third-party snow traction tests vs. BFGoodrich® All-Terrain T/A KO tire in size LT 265/70R17 using the ASTM F1805 Test.. Mud Traction: Based on internal subjective mud testing vs. the BFGoodrich® All-Terrain T/A KO tire in size LT 265/70R17

Tire Size	Service Description	Limited Warranty	Sidewall	MSPN	Rim Width Range (inches)	Section Width on Measuring Rim Width (inches)	Overall Diameter (inches)	Tread Depth (in/32nds)	Rev/ Mile @45 mph	Max Load Single (lbs@psi)	Max Load Dual (lbs@psi)	UTQG	O.E. Fitments
30x9.50R15/C	104S	Std	RWL	64055	8.5 - 6.5	9.5 on 7.5	29.5	15	705	1990@50			
31x10.50R15/C	109S	Std	RWL	69948	9 - 7	10.6 on 8.5	30.5	15	682	2270@50			
32x11.50R15/C	113R	Std	RWL	13079	10 - 8	11.4 on 9	31.5	15	659	2535@50			
33x10.50R15/C	114R	Std	RWL	11548	9 - 7	10.6 on 8.5	32.5	15	640	2600@50			
33x12.50R15/C	108R	Std	RWL	37881	11 - 8.5	12.5 on 10	32.5	15	640	2205@35			
35x12.50R15/C	113Q	Std	RWL	33572	11 - 8.5	12.5 on 10	34.5	15	602	2535@35			
34x10.50R17/D	120R	Std	RWL	91644	9 - 7	10.6 on 8.5	33.5	15	621	3085@65			
35x12.50R17/E	121R	Std	RWL	50022	11 - 8.5	12.5 on 10	34.5	15	602	3195@65			

## BFGOODRICH® ALL-TERRAIN T/A® KOZ


Tire Size	Service Description	Limited Warranty	Side-wall	MSPN	Rim Width Range (inches)	Section Width on Measuring Rim Width (inches)	Overall Diameter (inches)	Tread Depth (in/32nds)	Rev/Mile @45 mph	Max Load Single (lbs@psi)	Max Load Dual (lbs@psi)	UTQG	O.E. Fit-ments
37x12.50R17/D	124R	Std	RWL	12987	11 - 8.5	12.5 on 10	36.5	15	569	3525@50			
34x12.50R18/E	121R	Std	BSW	36312	11 - 8.5	12.5 on 10	33.5	15	621	3195@65			
35x12.50R18/E	123R	Std	RWL	13389	11 - 8.5	12.5 on 10	34.5	15	602	3415@65			
35x12.50R20/E	121R	Std	BSW	23413	11 - 8.5	12.5 on 10	34.5	15	602	3195@75			
LT215/75R15/C	100S	Std	BSW	41640	7 - 5.5	8.5 on 6	27.6	15	751	1765@50	1610@50		
LT235/75R15/C	104S	Std	RWL	11341	7 - 6	9.3 on 6.5	28.8	15	721	1985@50	1820@50		
LT215/65R16/D	103S	Std	BSW	93878	7.5 - 6	8.7 on 6.5	27	13	770	1930@65	1765@65		
LT215/70R16/C	100R	Std	RWL	93533	7 - 5.5	8.7 on 6.5	27.8	15	746	1765@50	1610@50		
LT225/70R16/C	102R	Std	RWL	21070	7 - 6	9 on 6.5	28.4	15	732	1875@50	1710@50		
LT225/75R16/E	115S	Std	RWL	37527	7 - 6	8.8 on 6	29.2	15	710	2680@80	2470@80		
LT235/70R16/C	104S	Std	RWL	33403	7.5 - 6	9.5 on 7	28.9	15	718	1985@50	1820@50		
LT235/85R16/E	120S	Std	RWL	75445	7.5 - 6	9.3 on 6.5	31.7	15	656	3042@80	2778@80		
LT245/70R16/D	113S	Std	RWL	28855	7 - 6.5	9.8 on 7	29.5	15	704	2535@65	2335@65		
LT245/75R16/E	120S	Std	RWL	15477	8 - 6.5	9.8 on 7	30.4	15	683	3042@80	2778@80		
LT255/70R16/E	120S	Std	RWL	65289	8 - 6.5	10.2 on 7.5	30	15	691	3085@80	2835@80		
LT265/70R16/E	121S	Std	RWL	62023	8.5 - 7	10.7 on 8	30.6	15	679	3195@80	2910@80		
LT265/75R16/E	123R	Std	RWL	67179	8 - 7	10.5 on 7.5	31.6	15	657	3415@80	3085@80		
LT275/70R16/D	119S	Std	RWL	97884	8.5 - 7	11 on 8	31.1	15	667	3000@65	2755@65		
LT285/75R16/E	126R	Std	RWL	05855	9 - 7.5	11.3 on 8	32.8	15	634	3750@80	3415@80		
LT295/75R16/E	128R	Std	RWL	99926	9.5 - 7.5	11.6 on 8	33.3	15	623	3970@80	3640@80		
LT305/70R16/E	124R	Std	RWL	34102	9.5 - 8	12.2 on 9	32.8	15	634	3525@65	3195@65		
LT315/75R16/E	127R	Std	RWL	50203	11 - 8	12.3 on 8.5	34.5	15	602	3860@65	3525@65		
LT225/65R17/D	107S	Std	BSW	95341	8 - 6	9 on 6.5	28.5	13	730	2150@65	1930@65		
LT235/80R17/E	120S	Std	BSW	10158	7.5 - 6	9.3 on 6.5	31.8	15	654	3085@80	2835@80		
LT245/65R17/D	111S	Std	RWL	52433	8 - 7	9.8 on 7	29.5	13	704	2405@65	2205@65		
LT245/70R17/E	119S	Std	RWL	09666	8 - 6.5	9.8 on 7	30.5	15	681	3000@80	2755@80		
LT245/75R17/E	121S	Std	RWL	26470	7.5 - 6.5	9.8 on 7	31.5	15	660	3195@80	2910@80		
LT255/70R17/E	121S	Std	BSW	37495	8.5 - 6.5	10.2 on 7.5	31.1	15	669	3195@80	2910@80		
LT255/75R17/C	111S	Std	BSW	11450	8.5 - 6.5	10 on 7	32	15	649	2405@50	2205@50		
LT265/65R17/E	120S	Std	RWL	16681	9.5 - 7.5	10.7 on 8	30.5	15	681	3085@80	2835@80		
LT265/70R17/C	112S	Std	RWL	66255	8.5 - 7	10.7 on 8	31.6	15	657	2470@50	2270@50		
LT265/70R17/C	112S	Std	BSW	10892	8.5 - 7	10.7 on 8	31.6	15	657	2470@50	2270@50		JEP
LT265/70R17/E	121S	Std	RWL	29668	8.5 - 7	10.7 on 8	31.6	15	657	3195@80	2910@80		
LT275/65R17/E	121S	Std	RWL	42347	9.5 - 7.5	11 on 8	31.1	15	669	3195@80	2910@80		
LT275/70R17/E	121R	Std	RWL	76597	8.5 - 7	11 on 8	32.2	15	646	3195@80	2910@80		
LT285/70R17/E	121R	Std	RWL	99728	9 - 7.5	11.5 on 8.5	32.7	15	635	3195@80	2910@80		
LT305/65R17/E	121R	Std	RWL	48785	11 - 8.5	12.2 on 9	32.6	15	638	3195@65	2910@65		
LT315/70R17/C	113S	Std	BSW	58424	11 - 8	12.7 on 9.5	34.4	15	604	2535@45	2335@45		FOR
LT315/70R17/E	121S	Std	BSW	08806	11 - 8	12.7 on 9.5	34.4	15	604	3195@65	2910@65		
LT255/55R18/D	109R	Std	BSW	75389	9 - 7	10.4 on 8	29	13	717	2270@65	2040@65		
LT255/70R18/D	117S	Std	BSW	70539	8.5 - 6.5	10.2 on 7.5	32	15	648	2835@65	2600@65		
LT265/60R18/E	119S	Std	BSW	63681	9.5 - 7.5	10.7 on 8	30.5	15	682	3000@80	2755@80		
LT265/65R18/E	122R	Std	RWL	05260	9.5 - 7.5	10.7 on 8	31.5	15	659	3305@80	3000@80		
LT265/70R18/E	124R	Std	RWL	40855	9 - 7	10.7 on 8	32.6	15	637	3525@80	3195@80		
LT275/65R18/E	123R	Std	RWL	36457	9 - 7.5	11 on 8	32	15	648	3415@80	3085@80		
LT275/70R18/E	125R	Std	RWL	80867	8.5 - 7	11 on 8	33.2	15	627	3640@80	3305@80		
LT285/60R18/D	118S	Std	RWL	99506	10 - 8	11.5 on 8.5	31.4	15	661	2910@65	2680@65		
LT285/65R18/E	125R	Std	RWL	93857	10 - 8	11.5 on 8.5	32.5	15	639	3640@80	3305@80		
LT305/65R18/E	124R	Std	BSW	08017	11 - 8.5	12.2 on 9	33.5	15	619	3525@65	3195@65		
LT325/65R18/E	127R	Std	RWL	01547	12 - 9	13 on 9.5	34.6	15	601	3860@65	3525@65		
LT275/55R20/D	115S	Std	BSW	12579	9.5 - 7.5	11.2 on 8.5	31.8	15	652	2680@65	2470@65		
LT275/60R20/D	119S	Std	BSW	64811	9.5 - 7.5	11 on 8	32.9	15	630	3000@65	2755@65		
LT275/65R20/E	126S	Std	BSW	17764	9.5 - 7.5	11 on 8	34	15	610	3750@80	3415@80		
LT285/55R20/D	117T	Std	BSW	03638	10 - 8	11.7 on 9	32.3	15	643	2835@65	2600@65		
LT285/65R20/E	127S	Std	BSW	88423	10 - 8	11.5 on 8.5	34.5	15	602	3860@80	3525@80		
LT305/55R20/E	121S	Std	BSW	64746	11 - 8.5	12.4 on 9.5	33.2	15	626	3195@65	2910@65		
LT325/60R20/E	126S	Std	BSW	70069	12 - 9	13 on 9.5	35.3	15	588	3750@65	3415@65		

BFGOODRICH®  
**KRAWLER™ T/A® KX**

Winner Ultra4 King of Hammers Everyman Challenge 2016-17

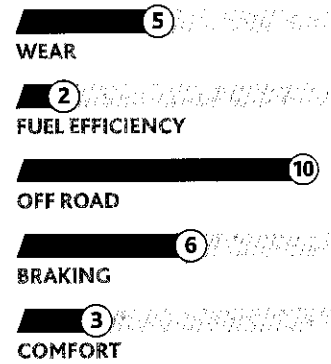


ALL-SEASON TIRE



BENEFITS OF BFGOODRICH


- **Unprecedented grip on rocks, mud and dirt**  
Super-tough carcass with deep-lug tread pattern and soft, grippy compound that grabs onto uneven surfaces for better traction
- **World's best rock-crawling tire**  
Tread can be carved to better suit your individual off-road requirements.
- **Extreme puncture resistance**  
Four nylon sidewall plies for toughness



**POPULAR REPLACEMENT MARKET FITMENTS:**

Non-DOT Red Label Krawler™ for off-highway use are available exclusively.

Tire Size	Service Description	Limited Warranty	Side-wall	MSPN	Rim Width Range (inches)	Section Width on Measuring Rim Width (inches)	Overall Diameter (inches)	Tread Depth (in/32nds)	Rev/ Mile @45 mph	Max Load Single (lbs@psi)	UTQG	O.E. Fitments
37x12.50R17/C	116L	Std	BSW	51716	11 - 8.5	12.9 on 10	37	22	562	2755@35		
39x13.50R17/C	121L	Std	BSW	10559	11 - 8.5	13.6 on 11	38.5	22	540	3195@35		



BFGOODRICH®  
**COMMERCIAL T/A® ALL SEASON 2**

The reinforced all-season truck tire designed to meet your business needs.



BENEFITS OF BFGOODRICH

- **Help your fleet budget go further**  
 An optimized footprint better distributes stress to increase treadlife and lower operating costs.
- **Commercial Grade toughness, that's built for the long haul**  
 Improved durability vs. the BFGoodrich Commercial T/A All-Season; CoolWedge® shoulder insert enhances cooling and prolongs tire life.



**POPULAR REPLACEMENT MARKET FITMENTS:**

- Ford E-Series 150/250/350
- Ford F-Series 150/250/350
- Chevrolet Silverado
- Dodge Ram 2500/3500
- Dodge 2500/3500

Tire Size	Service Description	Limited Warranty	Side-wall	MSPN	Rim Width Range (inches)	Section Width on Measuring Rim Width (inches)	Overall Diameter (inches)	Tread Depth (in/32nds)	Rev/ Mile @45 mph	Max Load Single (lbs@psi)	Max Load Dual (lbs@psi)	UTQG	O.E. Fit-ments
LT215/85R16/E	115R	Std	BSW	19836	7 - 5.5	8.5 on 6	30.3	13	684	2680@80	2470@80		
LT225/75R16/E	115R	Std	BSW	93775	7 - 6	8.8 on 6	29.2	13	710	2680@80	2470@80		
LT235/85R16/E	120R	Std	BSW	34213	7.5 - 6	9.3 on 6.5	31.7	13	656	3042@80	2778@80		
LT245/75R16/E	120R	Std	BSW	05485	8 - 6.5	9.8 on 7	30.4	13	683	3042@80	2778@80		
LT265/75R16/E	123R	Std	BSW	01665	8 - 7	10.5 on 7.5	31.6	13	657	3415@80	3085@80		
LT235/80R17/E	120R	Std	BSW	11616	7.5 - 6	9.3 on 6.5	31.8	15	654	3085@80	2835@80		
LT245/70R17/E	119R	Std	BSW	30539	8 - 6.5	9.8 on 7	30.5	14	681	3000@80	2755@80		
LT245/75R17/E	121R	Std	BSW	39532	7.5 - 6.5	9.8 on 7	31.5	15	660	3195@80	2910@80		
LT265/70R17/E	121R	Std	BSW	17795	8.5 - 7	10.7 on 8	31.6	14	657	3195@80	2910@80		

See pages 44 - 45 for important product information.



## TIRE TIPS

- Regularly rotating your vehicle's tires helps extend the life of the tires and saves time and money in the long run.
- Inflate tires according to the vehicle manufacturer's recommendations.
- The penny trick: To check if the tire tread is worn out, place a penny into the shallowest tread groove with the top of Lincoln's head down. If the top of his head remains visible, then the tire should be replaced.
- Inflation pressure in a tire goes up (in warm weather) or down (in cold weather) 1 to 2 pounds for every 10 degrees of temperature change.
- Overloading the vehicle and tire builds up excessive heat in the tire and could result in failure.
- Visually inspect the tires to make sure there are no nails or other embedded objects that could poke a hole in the tire and cause an air leak.
- Proper alignment helps ensure that the vehicle handles correctly and helps increase the life and performance of the tires.
- For best all-around performance, the same type of tire should be used on all four wheel positions.
- Inflation information can be found in the vehicle owner's manual, on the door jamb placard, inside the fuel hatch or on the glove compartment door.
- Remember to check inflation pressure on the spare tire.
- When replacing speed-rated tires, you must use replacement tires with ratings equal to or greater than those of the Original Equipment tires if the speed capability is to be maintained. The handling of a performance vehicle may be different when the replacement tires are not the same speed rating.





# SPEED RATINGS

SPEED SYMBOL	SPEED CATEGORY (MAX SPEED)	OPEN-ENDED SPEED CATEGORY
S	112 mph	
T	118 mph	
U	124 mph	
H	130 mph	
V	149 mph	
W	168 mph	ZR*
Y	186 mph	
(Y)	Above 186 mph	

\*For tires having a maximum speed capability above 149 mph, a "ZR" may appear in the tire size designation. For tires having a maximum speed capability above 186 mph, a "ZR" must appear in the size designation. Consult the tire manufacturer for the tire's maximum speed capability when there is no Service Description or when the Service Description is stated in parentheses.

Example:

TIRE DESIGNATION	MAXIMUM SPEED
P275/40R17 93W	168 mph
P275/40ZR17	Above 149 mph; consult the tire manufacturer
P275/40ZR17 93W	168 mph
P275/40ZR17 93Y	186 mph
P275/40ZR17 (93Y)	Above 186 mph; consult the tire manufacturer

# IMPORTANT PRODUCT NOTIFICATIONS

Original Equipment Key for Size Charts: F = Ford, N = Nissan, T= Toyota

Government UTQG Ratings do not apply to Light Truck tires that are LT metric or flotation size.



These products meet the Rubber Manufacturers Association (RMA) Severe Snow Traction performance requirements.

The sizes shown are average design values for tires measured on specified measuring rim widths. Some tires may vary from this value by +/-3% of the section height (affecting overall diameter) and +/-4% of the section width.

Section width varies approximately 0.2" (5mm) for every 0.5" change in rim width.

**WARNING:** Serious or fatal injury may result from tire failure due to underinflation or overloading. To ensure correct air pressure and vehicle load, refer to vehicle owner's manual or tire information placard on the vehicle. Serious injury or death may result from explosion of tire/rim assembly due to improper mounting. Only tire professionals should mount tires, and they should never inflate beyond 40 psi to seat the beads. Before mixing types of tires in any configuration on any vehicle, be sure to check the vehicle owner's manual for recommendations.

**DANGER:** Never mount a 15" diameter tire on a 15.5" rim.

**DANGER:** Never mount a 16" diameter tire on a 16.5" rim.

**DANGER:** Never mount a 17" diameter tire on a 17.5" rim.

Inflation pressure increase must not exceed the maximum pressure branded on the tire sidewall. When a customer requests a replacement tire with a lower speed rating than the Original Equipment tire, you must clearly communicate to him or her that the handling of the vehicle may be different, and that its maximum speed capability is limited to that of the lowest speed-rated tire on the vehicle.

Exceeding the safe, legal speed limit is neither recommended nor endorsed.

For high-speed driving, additional inflation pressure, and possibly reduced tire loading and/or upsizing, is required. In the absence of specific recommendations by the vehicle manufacturer, use the guidelines on the following page, which are based on those in the European Tyre and Rim Technical Organisation Standards Manual.



**FOR SPEEDS ABOVE 100 MPH (160 KM/H), LOAD AND INFLATION MUST BE ADJUSTED ACCORDING TO THE TABLE BELOW.**

**H-Speed-Rated Sizes:**

Maximum Speed (mph)	100	106	112	118	124	130
Inflation Increase (psi)	0.0	1.0	2.0	3.0	4.0	5.0
Load Capacity (% of max)	100	100	100	100	100	100

**Q-Speed-Rated Sizes:**

Maximum Speed (mph)	100
Inflation Increase (psi)	0.0
Load Capacity (% of max)	100

**R-Speed-Rated Sizes:**

Maximum Speed (mph)	100	106
Inflation Increase (psi)	0.0	1.0
Load Capacity (% of max)	100	100

**S-Speed-Rated Sizes:**

Maximum Speed (mph)	100	106	112
Inflation Increase (psi)	0.0	1.0	2.0
Load Capacity (% of max)	100	100	100

**T-Speed-Rated Sizes:**

Maximum Speed (mph)	100	106	112	118
Inflation Increase (psi)	0.0	1.0	2.0	3.0
Load Capacity (% of max)	100	100	100	100

**V-Speed-Rated Sizes:**

Maximum Speed (mph)	100	106	112	118	124	130	136	143	149
Inflation Increase (psi)	0.0	1.0	2.0	3.0	4.0	5.0	5.0	5.0	5.0
Load Capacity (% of max)	100	100	100	100	100	100	97	94	91

**W-Speed-Rated Sizes:**

Maximum Speed (mph)	118	124	130	136	143	149	155	161	168
Inflation Increase (psi)	0.0	1.5	3.0	4.5	6.0	7.5	7.5	7.5	7.5
Load Capacity (% of max)	100	100	100	100	100	100	95	90	85

**Y-Speed-Rated Sizes:**

Maximum Speed (mph)	118	124	130	136	143	149	155	161	168	174	180	186
Inflation Increase (psi)	0.0	0.0	0.0	0.0	1.5	3.0	4.5	6.0	7.5	7.5	7.5	7.5
Load Capacity (% of max)	100	100	100	100	100	100	100	100	100	95	90	85

**FOR SPEEDS ABOVE 186 MPH (300 KM/H), LOAD AND INFLATION MUST BE ADJUSTED ACCORDING TO THE TABLE BELOW.**

**W-Speed Rated Sizes:**

Maximum Speed (mph)	118	124	130	136	143	149	155	161	168	174	180	186
Inflation Increase (psi)	0.0	1.5	3.0	4.5	6.0	7.5	7.5	7.5	7.5	7.5	7.5	7.5
Load Capacity (% of max)	100	100	100	100	100	100	95	90	85	95	90	85

## BFGOODRICH® LONG TRAIL T/A TOUR

Tire Size	Service Description	Limited Warranty	Side-wall	MSPN	Rim Width Range (inches)	Section Width on Measuring Rim Width (inches)	Overall Diameter (inches)	Tread Depth (in/32nds)	Rev/ Mile @45 mph	Max Load Single (lbs@psi)	UTQG	O.E. Fit-ments
P215/75R15	100T		ORWL	80882	7 - 5.5	8.5 on 6	27.7	12	751	1584@44	580/A/B	
P225/70R15	100T		ORWL	07228	7.5 - 6	9 on 6.5	27.4	12	758	1594@44	580/A/B	
P225/75R15	102T		ORWL	22662	7.5 - 6	8.8 on 6	28.3	12	735	1704@44	580/A/B	
P235/70R15	102T		ORWL	30023	8 - 6	9.5 on 7	28	12	743	1724@44	580/A/B	
P235/75R15/XL	108T		ORWL	89471	8 - 6	9.3 on 6.5	28.9	12	721	1985@50	580/A/B	
P265/70R15	110T		ORWL	68983	9 - 7	10.7 on 8	29.7	12	702	2125@44	580/A/B	
P265/75R15	112T		ORWL	93100	9 - 7	10.5 on 7.5	30.7	12	678	2245@44	580/A/B	
215/70R16	100H		BSW	07127	7 - 5.5	8.7 on 6.5	27.9	11.5	746	1604@44	440/A/A	
P215/70R16	99T		ORWL	04091	7 - 5.5	8.7 on 6.5	27.9	12	746	1554@44	580/A/B	
P215/75R16	101T		ORWL	27133	7 - 5.5	8.5 on 6	28.7	12	726	1654@44	580/A/B	
P225/70R16	101T		ORWL	12528	7.5 - 6	9 on 6.5	28.4	12	732	1654@44	580/A/B	
P225/75R16/XL	106T		ORWL	44404	7.5 - 6	8.8 on 6	29.3	12	710	1904@50	580/A/B	
P235/70R16	104T		ORWL	98706	8 - 6	9.5 on 7	29	12	718	1804@44	580/A/B	
P235/75R16/XL	109T		ORWL	22027	8 - 6	9.3 on 6.5	29.8	12	697	2065@50	580/A/B	
P245/70R16	106T		ORWL	85358	8 - 6.5	9.8 on 7	29.5	12	704	1904@44	580/A/B	
P245/75R16	109T		ORWL	90103	8 - 6.5	9.8 on 7	30.5	12	683	2065@44	580/A/B	
P255/65R16	106T		BSW	00796	9 - 7	10.2 on 7.5	29.1	12	716	1904@44	580/A/B	
P255/70R16	109T		ORWL	78976	8.5 - 6.5	10.2 on 7.5	30.1	12	691	2065@44	580/A/B	
P265/75R16	114T		ORWL	26167	9 - 7	10.5 on 7.5	31.7	12	657	2365@44	580/A/B	
225/65R17	102H		BSW	48275	8 - 6	9 on 6.5	28.5	11.5	730	1704@44	440/A/A	
P235/60R17	100T		BSW	29509	8.5 - 6.5	9.5 on 7	28.1	12	740	1604@44	580/A/B	
P235/65R17	103T		ORWL	18701	8.5 - 6.5	9.5 on 7	29.1	12	716	1754@44	580/A/B	
235/65R17	104H		BSW	80976	8.5 - 6.5	9.5 on 7	29.1	11.5	716	1804@44	440/A/A	
P235/70R17/XL	108T		BSW	00843	8 - 6	9.5 on 7	30	12	693	2005@50	580/A/B	
P235/75R17	108T		BSW	34949	8 - 6	9.3 on 6.5	30.9	12	674	2005@44	580/A/B	
P245/65R17	105T		ORWL	42091	8.5 - 7	9.8 on 7	29.5	12	704	1854@44	580/A/B	
P245/70R17	108T		ORWL	31653	8 - 6.5	9.8 on 7	30.6	12	681	2005@44	580/A/B	
255/60R17	106V		BSW	34456	9 - 7	10.2 on 7.5	29.1	11.5	716	1904@44	440/A/A	
P255/65R17	108T		ORWL	19236	9 - 7	10.2 on 7.5	30.1	12	691	2005@44	580/A/B	
P255/70R17	110T		ORWL	12487	8.5 - 6.5	10.2 on 7.5	31.1	12	669	2125@44	580/A/B	
P265/65R17	110T		BSW	92930	9.5 - 7.5	10.7 on 8	30.6	12	681	2125@44	580/A/B	
P265/70R17	113T		ORWL	39719	9 - 7	10.7 on 8	31.7	12	657	2305@44	580/A/B	
P275/60R17	110T		ORWL	13374	9.5 - 7.5	11 on 8	30	12	693	2125@44	580/A/B	
235/55R18	100V		BSW	39138	8.5 - 6.5	9.7 on 7.5	28.2	11.5	739	1604@44	440/A/A	
235/60R18	103V		BSW	06598	8.5 - 6.5	9.5 on 7	29.1	11.5	715	1754@44	440/A/A	
P235/65R18	104T		BSW	30080	8.5 - 6.5	9.5 on 7	30	12	692	1804@44	580/A/B	
245/60R18	105H		BSW	02829	8.5 - 7	9.8 on 7	29.6	11.5	703	1854@44	440/A/A	
255/55R18	105V		BSW	22371	9 - 7	10.4 on 8	29	11.5	717	1854@44	440/A/A	
P265/70R18	114T		ORWL	06615	9 - 7	10.7 on 8	32.6	12	637	2365@44	580/A/B	
P275/55R20	111T		BSW	28531	9.5 - 7.5	11.2 on 8.5	31.9	12	652	2185@44	580/A/B	
P275/60R20	114T		BSW	32247	9.5 - 7.5	11 on 8	33	12	630	2365@44	580/A/B	

BFGOODRICH®  
**COMMERCIAL T/A® ALL SEASON 2**

The reinforced all-season truck tire designed to meet your business needs.



ALL-SEASON TIRE



BENEFITS OF BFGOODRICH

- **Help your fleet budget go further**  
 An optimized footprint better distributes stress to increase treadlife and lower operating costs.
- **Commercial Grade toughness, that's built for the long haul**  
 Improved durability vs. the BFGoodrich Commercial T/A All-Season; CoolWedge® shoulder insert enhances cooling and prolongs tire life.



**POPULAR REPLACEMENT MARKET FITMENTS:**

- Ford E-Series 150/250/350
- Ford F-Series 150/250/350
- Chevrolet Silverado
- Dodge Ram 2500/3500
- Dodge 2500/3500

Tire Size	Service Description	Limited Warranty	Side-wall	MSPN	Rim Width Range (inches)	Section Width on Measuring Rim Width (inches)	Overall Diameter (inches)	Tread Depth (in/32nds)	Rev/ Mile @45 mph	Max Load Single (lbs@psi)	Max Load Dual (lbs@psi)	UTQG	O.E. Fit-ments
LT215/85R16/E	115R	Std	BSW	19836	7 - 5.5	8.5 on 6	30.3	13	684	2680@80	2470@80		
LT225/75R16/E	115R	Std	BSW	93775	7 - 6	8.8 on 6	29.2	13	710	2680@80	2470@80		
LT235/85R16/E	120R	Std	BSW	34213	7.5 - 6	9.3 on 6.5	31.7	13	656	3042@80	2778@80		
LT245/75R16/E	120R	Std	BSW	05485	8 - 6.5	9.8 on 7	30.4	13	683	3042@80	2778@80		
LT265/75R16/E	123R	Std	BSW	01665	8 - 7	10.5 on 7.5	31.6	13	657	3415@80	3085@80		
LT235/80R17/E	120R	Std	BSW	11616	7.5 - 6	9.3 on 6.5	31.8	15	654	3085@80	2835@80		
LT245/70R17/E	119R	Std	BSW	30539	8 - 6.5	9.8 on 7	30.5	14	681	3000@80	2755@80		
LT245/75R17/E	121R	Std	BSW	39532	7.5 - 6.5	9.8 on 7	31.5	15	660	3195@80	2910@80		
LT265/70R17/E	121R	Std	BSW	17795	8.5 - 7	10.7 on 8	31.6	14	657	3195@80	2910@80		

See pages 44 - 45 for important product information.

Tire Size	Service Desc.	Sidewall	MSPN	Rim Width Range (in.)	Section Width on Measuring Rim Width	Overall Diameter	Tread Depth (in/32nds)	Rev/Mile at 45 mph	Max. Load Single (lbs@80psi)	Max. Load Dual (lbs@80psi)
LT215/85R16/D	110/107Q	BSW	88794	5.5 - 7.0	8.5 on 6.0	30.2	18.0	688	2335@65	2150@65
LT225/75R16/E	115/112Q	BSW	92503	6.0 - 7.0	8.8 on 6.0	29.3	18.0	710	2680@80	2470@80
LT235/85R16/E	120/116Q	BSW	86389	6.0 - 7.0	9.4 on 6.5	31.6	18.0	658	3042@80	2778@80
LT245/75R16/E	120/116Q	BSW	46510	6.5 - 8.0	10.0 on 7.0	30.6	18.0	680	3042@80	2778@80
LT265/75R16/E	123/120Q	BSW	54052	7.0 - 8.0	10.5 on 7.5	31.8	15.5	654	3415@80	3085@80

All sizes accept #16 stud pins.

Government UTQG Ratings do not apply to light truck sized tires.

- The sizes shown are average design values for tires measured on specified measuring rim widths. Some tires may vary from this value by +/-3% of the section height (affecting overall diameter), and +/-4% of the section width.
- Section width varies approximately 0.2" (5 mm) for every 0.5" change in rim width.
- Tread patterns are often tuned to accommodate different tire widths. Tires for a particular dimension of a given tire line may vary in appearance from the tire shown in the photograph.

**WARNING:** Serious or fatal injury may result from tire failure due to underinflation or overloading. To ensure correct air pressure and vehicle load, refer to vehicle owner's manual or tire information placard on the vehicle. Serious injury or death may result from explosion of tire/rim assembly due to improper mounting. Only tire professionals should mount tires and they should never inflate beyond 40 psi to seat the beads. Before mixing types of tires in any configuration on any vehicle, be sure to check the vehicle owner's manual for its recommendations.

**DANGER:** Never mount a 16" diameter tire on a 16.5" rim.

Inflation pressure increase must not exceed the maximum pressure branded on the tire sidewall. When a customer requests a replacement tire with a lower speed rating than the original equipment tire, you must clearly communicate to him or her that the handling of the vehicle may be different, and that its maximum speed capability is limited to that of the lowest speed-rated tire on the vehicle. Exceeding the lawful speed limit is neither recommended nor endorsed.

For speeds over 100 mph (160 km/h), load and inflation must be adjusted according to the table below.

Q-Speed Rated Sizes:	
Maximum Speed (mph)	100
Inflation Increase (psi)	0.0
Load Capacity (% of max.)	100



Tire Size	Service Desc.	Sidewall	MSPN	Rim Width Range (in.)	Section Width on Measuring Rim Width	Overall Diameter	Tread Depth (in/3.2nds)	Rev./Mile at 45 mph	Max. Load Single (lbs@psi)	Max. Load Dual (lbs@psi)	O.E. Fitments
LT215/85R16/E	115/112Q	BSW	62996	5.5 - 7.0	8.6 on 6.0	29.9	14.0	696	2680@80	2470@80	
LT225/75R16/E	115/112Q	BSW	80288	6.0 - 7.0	8.8 on 6.0	29.4	14.0	707	2680@80	2470@80	
LT225/75R16/E	115/112S	BSW	90332	6.0 - 7.0	8.8 on 6.0	29.1	13.0	715	2680@80	2470@80	GM
LT235/85R16/E	120/116Q	BSW	49827	6.0 - 7.0	9.3 on 6.5	31.4	15.0	662	3042@80	2778@80	
LT245/75R16/E	120/116Q	BSW	55810	6.5 - 8.0	10.0 on 7.0	30.6	15.0	680	3042@80	2778@80	
LT265/75R16/E	123/120Q	BSW	48771	7.0 - 8.0	10.5 on 7.5	31.4	15.0	662	3415@80	3085@80	

Government UTQG Ratings do not apply to light truck sized tires.

1. The sizes shown are average design values for tires measured on specified measuring rim widths. Some tires may vary from this value by +/-3% of the section height (affecting overall diameter), and +/-4% of the section width.

2. Section width varies approximately 0.2" (5 mm) for every 0.5" change in rim width.

3. Tread patterns are often tuned to accommodate different tire widths. Tires for a particular dimension of a given tire line may vary in appearance from the tire shown in the photograph.

**WARNING:** Serious or fatal injury may result from tire failure due to underinflation or overloading. To ensure correct air pressure and vehicle load, refer to vehicle owner's manual or tire information placard on the vehicle. Serious injury or death may result from explosion of tire/rim assembly due to improper mounting. Only tire professionals should mount tires and they should never inflate beyond 40 psi to seat the beads. Before mixing types of tires in any configuration on any vehicle, be sure to check the vehicle owner's manual for its recommendations.

**DANGER:** Never mount a 16" diameter tire on a 16.5" rim.

Inflation pressure increase must not exceed the maximum pressure branded on the tire sidewall. When a customer requests a replacement tire with a lower speed rating than the original equipment tire, you must clearly communicate to him or her that the handling of the vehicle may be different, and that its maximum speed capability is limited to that of the lowest speed-rated tire on the vehicle. Exceeding the lawful speed limit is neither recommended nor endorsed.

For high-speed driving, additional inflation pressure and possibly reduced tire loading and/or upsizing is required. In the absence of specific recommendations by the vehicle manufacturer, use the following guidelines based on those in the European Tyre and Rim Technical Organization Standards Manual.

For speeds over 100 mph (160 km/h), load and inflation must be adjusted according to the table below.

<b>Q-Speed Rated Sizes:</b>	
Maximum Speed (mph)	100
Inflation Increase (psi)	0.0
Load Capacity (% of max.)	100



Tire Size	Service Desc.	Sidewall	MSPN	Rim Width Range (in.)	Section Width on Measuring Rim Width	Overall Diameter	Tread Depth (in./32nds)	Rev./Mile at 45 mph	Max. Load Single (lbs@psi)	Max. Load Dual (lbs@psi)	Treadwear	Traction	Temperature
P215/75R15	100S	ORWL	44847	5.5 - 7.0	8.5 on 6.0	27.7	13.0	751	1584@44		540	A	B
P225/75R15	102S	ORWL	68737	6.0 - 7.5	8.8 on 6.0	28.3	13.0	735	1704@44		540	A	B
P235/75R16/XL	109S	ORWL	88558	6.0 - 8.0	9.3 on 6.5	29.8	13.0	697	2065@50		540	A	B
P255/65R16	106S	ORWL	26763	7.0 - 9.0	10.2 on 7.5	29.1	13.0	716	1904@44		540	A	B
P255/70R16	109S	ORWL	59382	6.5 - 8.5	10.2 on 7.5	30.1	13.0	691	2065@44		540	A	B
P265/75R16	114S	ORWL	93470	7.0 - 9.0	10.5 on 7.5	31.7	13.0	657	2365@44		540	A	B
31x10.50R15/C	109R LRC	ORWL	91266	7.0 - 9.0	10.5 on 8.5	30.5	15.0	682	2270@50		540	A	B
LT265/75R16/E	123/120R LRE	ORWL	90382	7.0 - 8.0	10.5 on 7.5	31.7	15.0	657	3415@80	3085@80	540	A	B
LT285/75R16/D	122/119R LRD	ORWL	89654	7.5 - 9.0	11.3 on 8.0	32.8	16.0	634	3305@65	3000@65	540	A	B

For all P-Metric sizes: Passenger sizes used in CUV/SUV/Light Truck applications have reduced load capacity. This will differ from the maximum load branded on the tire sidewall.

XL = Extra Load

Government UTQG Ratings do not apply to light truck sized tires.

1. The sizes shown are average design values for tires measured on specified measuring rim widths. Some tires may vary from this value by +/-3% of the section height (affecting overall diameter), and +/-4% of the section width.

2. Section width varies approximately 0.2" (5 mm) for every 0.5" change in rim width.

3. Tread patterns are often tuned to accommodate different tire widths. Tires for a particular dimension of a given tire line may vary in appearance from the tire shown in the photograph.

**WARNING:** Serious or fatal injury may result from tire failure due to underinflation or overloading. To ensure correct air pressure and vehicle load, refer to vehicle owner's manual or tire information placard on the vehicle. Serious injury or death may result from explosion of tire/rim assembly due to improper mounting. Only tire professionals should mount tires and they should never inflate beyond 40 psi to seat the beads. Before mixing types of tires in any configuration on any vehicle, be sure to check the vehicle owner's manual for its recommendations.

**DANGER:** Never mount a 16" diameter tire on a 16.5" rim.

**DANGER:** Never mount a 17" diameter tire on a 17.5" rim.

Inflation pressure increase must not exceed the maximum pressure branded on the tire sidewall. When a customer requests a replacement tire with a lower speed rating than the original equipment tire, you must clearly communicate to him or her that the handling of the vehicle may be different, and that its maximum speed capability is limited to that of the lowest speed-rated tire on the vehicle. Exceeding the lawful speed limit is neither recommended nor endorsed.

For high-speed driving, additional inflation pressure and possibly reduced tire loading and/or upsizing is required. In the absence of specific recommendations by the vehicle manufacturer, use the following guidelines based on those in the European Tyre and Rim Technical Organization Standards Manual.

For speeds over 100 mph (160 km/h), load and inflation must be adjusted according to the table below.

**R-Speed Rated Sizes:**

Maximum Speed (mph)	100	106
Inflation Increase (psi)	0.0	1.0
Load Capacity (% of max.)	100	100

**S-Speed Rated Sizes:**

Maximum Speed (mph)	100	106	112
Inflation Increase (psi)	0.0	1.0	2.0
Load Capacity (% of max.)	100	100	100



# Rugged Trail T/A®

**BF Goodrich**  
Tires  
TAKE CONTROL®

**The performance the world's top truck makers demand.**

**What it is:** The all-terrain tire with all the attributes leading pickup and SUV makers look for when they select an original equipment tire: great traction, rugged looks, long treadlife, and a smooth, comfortable ride. Original equipment on many leading trucks.

**Who it's for:** Pickup, jeep and SUV owners looking for an excellent replacement for their original equipment all-terrain tires.

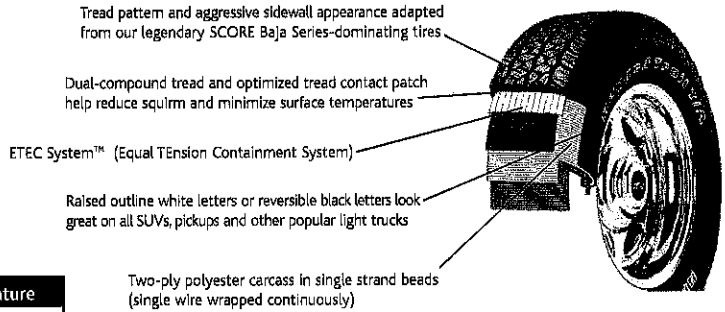
## Features:

- Tread pattern and aggressive sidewall appearance adapted from our legendary SCORE Baja Series-dominating tires
- Aggressive tread performs across wide range of surfaces, including full Mud & Snow rating
- Two-ply polyester carcass and single strand beads (single wire wrapped continuously)☆☆
- ETEC System™ (Equal Tension Containment System)☆☆
- Computer-optimized size-variable tread elements help reduce overall decibel levels and minimize unpleasant frequencies
- Dual-compound tread and optimized tread contact patch help reduce squirm and minimize surface temperatures
- Raised outline white letters or reversible black letters look great on all SUVs, pickups and other popular light trucks

## Benefits:

- Authentic all-terrain appearance
- Great highway performance plus off-road traction
- Smooth, comfortable passenger-car ride quality
- High speed durability and stable handling
- Greatly reduced noise levels
- Long treadlife
- Reversible sidewall design





**UTQG RATING:**

Description	Treadwear	Traction	Temperature
<b>Rugged Trail T/A*</b>			
All P-Metric Sizes	400	A	B

Tire Size	Serv. Desc.	Sidewall	MSPN	Stock #	Rim Width Range (inches)	'Section Width on Measuring Rim Width'	'Overall Dia.	Tread Depth (in/32nds)	Revs/Mile at 45 mph	Max Load Single (lbs@psi)	Max Load Dual (lbs@psi)	OE Fitment	Avail.
P215/75R15	100T	ROWL	67568	137-615	5.5 - 7.0	8.5 on 6.0	27.7	13.0	751	1584@35*			
P225/75R15	102T	ROWL	86926	137-616	6.0 - 7.5	8.8 on 6.0	28.3	13.0	735	1704@35*			
P235/75R15	105T	ROWL	54707	137-649	6.0 - 8.0	9.2 on 6.5	29.0	13.0	717	1844@35*			
P235/70R16	104T	ROWL	99762	137-605	6.0 - 8.0	9.5 on 7.0	29.0	13.0	717	1804@35*			
P245/70R16	106T	ROWL	86296	137-218	6.5 - 8.0	9.8 on 7.0	29.5	13.0	705	1904@35*			
P245/75R16	109T	ROWL	49655	137-642	6.5 - 8.0	9.6 on 7.0	30.6	13.0	680	2065@35*			
P255/70R16	109T	ROWL	71506	137-642	6.5 - 8.5	10.2 on 7.5	30.1	13.0	691	2065@35*			
P265/70R16	111S	ROWL	95955	109-219	7.0 - 9.0	10.7 on 8.0	30.6	10.5	680	2185@35*		T	
P265/70R16	111T	RBL	96041	514-219	7.0 - 9.0	10.6 on 8.0	30.6	10.5	680	2185@35*		T	
P265/70R16	111T	RWL	73986	127-219	7.0 - 9.0	10.6 on 8.0	30.6	10.5	680	2185@35*		T	
P265/75R16	114T	ROWL	66649	495-964DT	7.0 - 9.0	10.4 on 7.0	31.8	11.0	662	2365@44*		N	
P265/75R16	114T	ROWL	76177	137-964	7.0 - 9.0	10.5 on 7.5	31.7	13.0	656	2365@35*			
P245/65R17	105H	RBL	90482	556-500	7.0 - 8.5	9.9 on 7.5	29.4	12.0	708	1854@44*		F	
P245/65R17	105S	RBL	79549	414-500DT	7.0 - 8.5	9.5 on 7.0	29.8	13.0	698	1854@35*		F	
P245/65R17	105S	RBL	66841	186-500	7.0 - 8.5	9.9 on 7.0	29.9	13.0	696	1854@35*		GM, IZ	
P245/65R17	105S	ROWL	63233	415-500DT	7.0 - 8.5	9.5 on 7.0	29.8	13.0	698	1854@44*		F	
P245/65R17	105S	ROWL	41242	105-500	7.0 - 8.5	9.9 on 7.0	29.9	13.0	696	1854@35*		GM, IZ	
P245/65R17	105T	ROWL	76181	491-5002	7.0 - 8.5	9.9 on 7.5	29.4	12.0	708	1854@44*		F	
P265/65R17	110S	ROWL	50361	139-697	7.5 - 9.5	10.5 on 8.0	30.7	10.5	686	2125@35*		N	
P265/65R17	110T	ROWL	95615	483-697	7.5 - 9.5	10.5 on 8.0	30.7	10.5	686	2125@35*		N	
P265/70R17	113T	ROWL	66190	137-448	7.0 - 9.0	10.7 on 8.0	31.7	13.0	656	2305@35*			
P285/70R17	117T	ROWL	61312	493-943	7.5 - 9.5	11.2 on 7.5	33.0	11.0	637	2575@35*		N	
P275/65R18	114T	RBL	17493	210-610	7.5 - 9.5	10.7 on 7.5	31.9	13.0	660	2365@35*		F	1Q
P275/65R18	114T	ROWL	68461	495-610	7.5 - 9.5	10.7 on 7.5	31.9	13.0	660	2365@35*		F	
31x10.50R15/C	109R	ROWL	40689	137-895	7.0 - 9.0	10.7 on 8.5	30.7	15.0	686	2250@50			
LT265/75R16/E	123/120R	RBL	87745	268-169	7.0 - 8.0	10.4 on 7.5	31.7	14.5	661	3415@80	3085@80	F	
LT265/75R16/E	123/120R	ROWL	97063	131-169	7.0 - 8.0	10.4 on 7.5	31.7	14.5	661	3415@80	3085@80	F	
LT245/70R17/E	119/116R	RBL	51095	408-836	6.5 - 7.5	9.5 on 7.5	30.3	15.0	684	3000@80		DC	
LT245/75R17/E	121/118R	RBL	86693	406-438	6.5 - 7.5	10.1 on 7.0	31.4	14.5	663	3195@80	2910@80	F	
LT245/75R17/E	121/118R	ROWL	69928	421-438	6.5 - 7.5	10.1 on 7.0	31.4	14.5	663	3195@80	2910@80	F	
LT265/70R17/E	121/118R	RBL	57062	268-607	7.0 - 8.5	10.1 on 7.0	31.5	14.5	661	3195@80	2910@80	F	
LT265/70R17/E	121/118R	ROWL	15147	485-607	7.0 - 8.5	10.1 on 7.0	31.5	14.5	661	3195@80	2910@80	F	
LT265/70R17/E	121/118R	ROWL	78589	421-607	7.0 - 8.5	10.4 on 8.0	31.4	15.0	658	3195@80		DC	

Original Equipment Key:  
 DC = Daimler-Chrysler, F = Ford, GM = General Motors, IZ = Isuzu, N = Nissan, T = Toyota  
 DT = different tread pattern.  
 \*Not available in 15" sizes.  
 †Some sizes will use full-width nylon cap plies.  
 \*Passenger sizes used in Light Truck/SUV applications have reduced load capacity. This will differ from the maximum load branded on the tire sidewall.

Government UTQG Ratings do not apply to light truck sized tires.

1. The dimensions shown are average values for tires measured on specified measuring rim width. Individual tires may vary from data shown.  
 2. Section width varies approximately 0.2" (5mm) for every 0.5" change in rim width.

**WARNING:** Serious or fatal injury may result from tire failure due to underinflation or overloading. To assure correct air pressure and vehicle load, refer to vehicle owner's manual or tire information placard on the vehicle. Serious injury or death may result from explosion of tire/rim assembly due to improper mounting. Only tire professionals should mount tires and they should never inflate beyond 40 psi to seat beads. Before mixing types of tires in any configuration on any vehicle, be sure to check the vehicle owner's manual for its recommendations.

**DANGER:** Never mount a 16" diameter tire on a 16.5" rim.

**DANGER:** Never mount a 17" diameter tire on a 17.5" rim.

Inflation pressure increase must not exceed the maximum pressure branded on the tire sidewall. When a customer requests a replacement tire with a lower speed rating than the original equipment tire, you must clearly communicate

to him or her that the handling of the vehicle may be different, and that its maximum speed capability is limited to that of the lowest speed rated tire on the vehicle. Exceeding the lawful speed limit is neither recommended nor endorsed.

For high-speed driving, additional inflation pressure and possibly reduced tire loading and/or upsize is required. In the absence of specific recommendations by the vehicle manufacturer, use the following guidelines based on those in the European Tyre and Rim Technical Organization Standards Manual.

For speeds over 160km/h (100 mph), load and inflation must be adjusted according to the table below.

S-Speed Rated Sizes:

Maximum Speed (mph)	100	106	112
Inflation Increase (psi)	0.0	1.0	2.0
Load Capacity (% of max)	100	100	100

T-Speed Rated Sizes:

Maximum Speed (mph)	100	106	112	118
Inflation Increase (psi)	0.0	1.0	2.0	3.0
Load Capacity (% of max)	100	100	100	100

H-Speed Rated Sizes:

Maximum Speed (mph)	100	106	112	118	124	130
Inflation Increase (psi)	0.0	1.0	2.0	3.0	4.0	5.0
Load Capacity (% of max)	100	100	100	100	100	100

# Rugged Trail T/A®

ADDITIONAL TREAD DESIGNS FOR ORIGINAL EQUIPMENT FITMENTS:

Ford



GM/Isuzu



Nissan



Toyota/Dodge



Replacement



# Rugged Trail T/A®

Tread pattern and aggressive sidewall appearance adapted from our legendary SCORE Baja Series-dominating tires

Dual-compound tread and optimized tread contact patch help reduce squirm and minimize surface temperatures

ETEC System™ (Equal Tension Containment System)

Raised outline white letters or reversible black letters look great on all SUVs, pickups and other popular light trucks

Two-ply polyester carcass in single strand beads (single wire wrapped continuously)



**BFGoodrich**  
Tires  
TAKE CONTROL®

# BFGoodrich<sup>®</sup> ST230<sup>™</sup>

Take control in and out of the city with this curb-fighting, smooth-wearing steer/all-position regional tire that's SmartWay<sup>®</sup> verified.



## CONQUERS THE CURBS

» Bump and bruise resistant



## FIGHTS IRREGULAR WEAR

» Smooth, even-wearing tread



## RETREADABILITY COMES STANDARD

» Multiple lives

Application	Highway	Regional	Urban	Coach/Bus	On/Off-Road
Position	Steer	Drive	Trailer		

■ Recommended ■ Acceptable

Size	Load Range	Catalog Number	Tread Depth 32nds	Max. Speed km/h	Loaded Radius		Overall Diameter		Overall Width †		Approved Rims ◇	Min. Dual Spacing ‡		Revs Per Mile	Max. Load Per Tire Single				Max. Load Per Tire Dual			
					in.	mm.	in.	mm.	in.	mm.		in.	mm.		lbs.	psi	kg.	kPa	lbs.	psi	kg.	kPa
225/70R19.5	G	74208	15	120	14.8	376	32.1	815	9.2	233	6.00, 6.75	10.0	254	647	3,970	110	1,800	760	3,750	110	1,700	760
10R22.5	G	62086	17	120	18.6	472	39.8	1,012	10.0	255	7.50, 6.75, 8.25	11.4	288	521	5,675	115	2,575	790	5,355	115	2,430	790
11R22.5	H	68045	18	120	19.1	486	41.1	1,043	11.1	282	8.25, 7.50	12.5	318	505	6,610	120	3,000	830	6,005	120	2,725	830
255/70R22.5	H	95971	17	120	17.1	435	36.6	929	10.2	258	8.25, 7.50	11.6	295	566	5,510	120	2,500	830	5,070	120	2,300	830
275/80R22.5	G	50614	18	120	18.6	472	40.0	1,016	10.9	277	8.25, 7.50	12.2	311	518	6,175	110	2,800	760	5,675	110	2,575	760
315/80R22.5	L	55458	17	120	19.6	499	42.4	1,076	12.5	317	9.00	13.8	351	489	9,090	130	4,125	900	8,270	130	3,750	900
11R24.5	H	79184	18	120	20.2	513	43.3	1,100	11.0	279	8.25, 7.50	12.5	318	478	7,160	120	3,250	830	6,610	120	3,000	830
275/80R24.5	G	71892	18	120	19.2	488	41.3	1,049	10.6	269	8.25, 7.50	12.2	311	503	6,175	110	2,800	760	5,675	110	2,575	760

\* Exceeding the lawful speed limit is neither recommended nor endorsed.

◇ Note: Wheel listed first is the measuring wheel.

‡ Tire section widths and overall widths will change 0.1 inch (2.5 mm) for each 1/4 inch change in wheel width. Minimum dual spacing should be adjusted accordingly. BFGoodrich<sup>®</sup> tires are subject to a continuous development program. BFGoodrich<sup>®</sup> Commercial Truck Tires reserves the right to change product specifications at any time without notice or obligation.

©2019 MNA(C)J. PLNA10038B (C17105-A - 12/19)

» Take control today at [BFGoodrichTruckTires.com](http://BFGoodrichTruckTires.com).





Winter Commercial Light Truck tire.

FEATURES

- Aggressive tread design
- Studable tire with RMA Severe Snow Traction rating
- DuraShield® construction
- TrU-Form technology
- Manufacturer Warranty: Standard Limited Warranty (All Uniroyal® Tires)

BENEFITS

- Serious on- and off-road traction.
- Conquers the winter elements.
- Durability and reliability on- and off-road.
- Delivers long, even treadwear by equalizing stress on the contact patch.



rotate\_left rotate\_right arrow 3d\_rotation



---

Specifications

Manufacturer Item Number

46510

Make

UNIROYAL

Model

LAREDO HD/T

Display Name

LT245/75R16 E LAREDO HD/T

GM Code

88928578

Sidewall

BSW

Section Width

245

Aspect Ratio

75

Rim Size

16

Overall Diameter

30.6

Load Rating (Single/Double)

120/116

Speed Rating

Q

Ply Rating

10

Load Capacity Single

3042 lbs

Max Inflation Pressure

80 psi

Overall Width

10

Tread Depth

18

Revolutions Per Mile

680 rpm

UPC

86699465108

---

## Other Sizes

Item Number	Size	Load Rating	Speed Rating	Ply Rating	UTQG
#88794	LT215/85R16	110/107	Q	8	N/A
#92503	LT225/75R16	115/112	Q	10	N/A
#79188	LT225/75R16/D	110	Q	N/A	N/A
#70387	LT235/75R15	104	Q	6	N/A
#86389	LT235/85R16	120/116	Q	10	N/A
#54052	LT265/75R16	123/120	Q	10	N/A

---



© 2020 E-Solution Professionals Pty Ltd.

[Terms of Service](#) | [Privacy Policy](#)

## Firestone

Studdable Winter Passenger Car and Minivan tire.

### FEATURES

- Special cold weather compound, open shoulder slots and tread design
- Full depth tread features
- Carries the Three-Peak Mountain Snowflake (3PMSF) symbol
- Pinned for size #11 studs
- Winter and Temporary Use Spare Tires Warranty

### BENEFITS

- Provide better grip in wintry conditions than an all-season tire
- Provide long-lasting winter performance
- Meets the required performance criteria for Use in Severe Snow Conditions



---

## Specifications

Manufacturer Item Number

148980

Make

FIRESTONE

Model

WINTERFORCE 2

Display Name

P205/75R15 WINTERFORCE 2

GM Code

19365341

Load Range

SL

Sidewall

BSW

Section Width

205

Aspect Ratio

75

Rim Size

15

Overall Diameter

27.1

Load Rating (Single/Double)

97

Speed Rating

S

Load Capacity Single

1598 lbs

Max Inflation Pressure

44 psi

Weight

22.11 lbs

Approved Rim Width

5.0-7.0

Measuring Rim Width

5.5

Overall Width

8

Tread Depth

12

Revolutions Per Mile

768 rpm

UPC

092971215446

---

## Other Sizes

Item Number	Size	Load Rating	Speed Rating	Ply Rating	UTQG
#003849	175/65R15	84	S	N/A	N/A
#148674	185/60R14	82	S	N/A	N/A
#148827	185/60R15	84	S	N/A	N/A
#148691	185/65R14	86	S	N/A	N/A
#148844	185/65R15	88	S	N/A	N/A
#008666	195/50R16	84	S	N/A	N/A
#148878	195/60R15	88	S	N/A	N/A
#148895	195/65R15	91	S	N/A	N/A
#149065	205/50R16	87	S	N/A	N/A
#006438	205/50R17	93	S	N/A	N/A
#149082	205/55R16	91	S	N/A	N/A
#149099	205/60R16	92	S	N/A	N/A
#148929	205/65R15	94	S	N/A	N/A
#003844	205/65R16	95	S	N/A	N/A
#148963	205/70R15	96	S	N/A	N/A
#006436	215/45R17	91	S	N/A	N/A
#009474	215/45R17	91	S	N/A	N/A
#003852	215/50R17	95	S	N/A	N/A
#149116	215/55R16	93	S	N/A	N/A
#149235	215/55R17	94	S	N/A	N/A

#149133	215/60R16	95	S	N/A	N/A
#149252	215/65R17	99	S	N/A	N/A
#149048	215/70R15	98	S	N/A	N/A
#008660	225/40R18	92	S	N/A	N/A
#006433	225/45R17	91	S	N/A	N/A
#008661	225/45R18	95	S	N/A	N/A
#149269	225/50R17	94	S	N/A	N/A
#006439	225/50R18	95	S	N/A	N/A
#149286	225/55R17	97	S	N/A	N/A
#008663	225/55R18	98	S	N/A	N/A
#149184	225/60R16	98	S	N/A	N/A
#149337	225/60R18	100	S	N/A	N/A
#003848	225/65R16	100	S	N/A	N/A
#006434	235/45R18	94	S	N/A	N/A
#008662	235/50R18	101	S	N/A	N/A
#149320	235/55R17	99	S	N/A	N/A
#149201	235/60R16	100	S	N/A	N/A

---

## Firestone

Commercial Truck/Bus. Medium-Duty Truck Steer/All-Position Radial tire Designed for Steer Applications in Regional Haul Service and Pickup & Delivery Service. -- Tread Design Differs Depending on Size/Application --

### FEATURES

- Wide flow-through grooves and cross-rib sipes
- Solid shoulder design
- Stress relief sipes
- Sidewall protector ribs
- Wide tread
- 19/32nds tread depth
- Cap/base compounding
- Firestone Truck Tire Limited Warranty

### BENEFITS

- Enhance wet traction
- Stabilizes tread to resist side forces of high scrub environments and promote even wear
- Help fight irregular wear on main ribs by absorbing rib edge stresses in the footprint
- Help resist cuts, snags, and abrasions from curbing and impacts
- Spreads load over a large area, distributing footprint pressure to promote long, smooth wear
- Provides long tread life
- Combines a slow-wearing cap compound with a cool-running base that shields the casing from damaging heat to enhance retreadability



rotate\_left\_arrow 3d\_rotation





---

## Specifications

Manufacturer Item Number

156558

Make

FIRESTONE

Model

FS560 PLUS

Display Name

11R22.5 H FS560 PLUS

Sidewall

BSW

Rim Size

22.5

Inch Width

11

Overall Diameter

41.3

Load Rating (Single/Double)

146/143

Speed Rating

L

Ply Rating

16

Load Capacity Single

6610 lbs

Load Capacity Dual

6005 lbs

Max Inflation Pressure

120 psi

Weight

114 lbs

Measuring Rim Width

8.25

Overall Width

10.8

Tread Depth

19

Revolutions Per Mile

503 rpm

UPC

092971127152

---

## Other Sizes

Item Number	Size	Load Rating	Speed Rating	Ply Rating	UTQG
#193050	10R22.5	N/A	N/A	14	N/A
#211274	10R22.5	N/A	N/A	12	N/A
#156531	11R22.5	144/142	L	14	N/A
#156574	11R24.5	146/143	L	14	N/A
#156582	11R24.5	149/146	L	16	N/A
#248392	11R24.5	N/A	N/A	16	N/A
#156523	12R22.5	N/A	N/A	16	N/A
#208860	215/75R17.5	N/A	N/A	16	N/A
#160716	225/70R19.5	N/A	N/A	12	N/A
#227057	225/70R19.5	N/A	N/A	14	N/A
#169964	245/70R19.5	N/A	N/A	14	N/A
#169981	245/70R19.5	N/A	N/A	12	N/A
#192982	255/70R22.5	140/137	L	16	N/A
#192999	275/70R22.5	N/A	N/A	16	N/A
#156590	285/75R24.5	144/141	L	14	N/A

#156566	295/75R22.5	144/141	L	14	N/A
#193016	9R22.5		N/A	N/A	12

---

# Firestone

All-Season Highway Terrain tire for Light Truck and Commercial Vehicles.

## FEATURES

- Advanced High Modulus Tread Compound and Polyester and Steel Construction
- Computer-Designed Shape and Body
- Circumferential Grooves
- Continuous Shoulder Ribs
- 5 degree Noise Reduction
- Gold Pledge Limited Warranty
- 90-Day Buy and Try Guarantee

## BENEFITS

- Helps to prevent damage and promotes long wear
- Contributes to ride comfort
- Promotes extra traction in wet conditions
- Helps increase tread life
- Reduces noise on road surfaces



rotate\_left\_arrow 3d\_rotation



## Firestone

Mud-Terrain Passenger Light Truck/SUV tire.

### FEATURES

- Mud and stone rejectors
- Additional biting edges
- New tread compound, 3-ply sidewall construction and more aggressive upper sidewall lugs
- Gold Pledge Limited Warranty
- 90-Day Buy and Try Guarantee

### BENEFITS

- Clear debris from the tread to maximize usable life
- For better traction on slick, wet and snow covered surfaces
- Provide more traction in the mud and stronger resistance to chips and tears



---

## Specifications

Manufacturer Item Number

245587

Make

FIRESTONE

DESCRIPTION

Model

DESTINATION M/T2

Display Name

LT245/75R16 E DESTINATION M/T2

GM Code

19381774

Sidewall

BSW

Section Width

245

Aspect Ratio

75

Rim Size

16

Overall Diameter

30.5

Load Rating (Single/Double)

120

Speed Rating

Q

Ply Rating

10

Load Capacity Single

3042 lbs

Max Inflation Pressure

80 psi

Weight

47.93 lbs

Approved Rim Width

6.5-8.0

Measuring Rim Width

7.0

Overall Width

9.8

Tread Depth

19

Minimum Dual Spacing

11.3

Revolutions Per Mile

684 rpm

UPC

092971223243, 092971301859

---

## Other Sizes

Item Number	Size	Load Rating	Speed Rating	Ply Rating	UTQG
#000248	215/80R16	107	Q	N/A	400 B C
#245502	31X10.50R15LT	109	Q	6	N/A
#003463	32X11.50R15LT	113	Q	6	N/A
#245519	33X12.50R15LT	108	Q	6	N/A
#003815	33X12.50R17LT	120	Q	10	N/A
#003813	33X12.50R20LT	114	Q	N/A	N/A
#003810	35X12.50R17LT	121	Q	10	N/A
#003811	35X12.50R18LT	123	Q	10	N/A
#003812	35X12.50R20LT	121	Q	10	N/A
#003814	35X12.50R22LT	117	Q	10	N/A
#003803	37X12.50R17LT	124	Q	8	N/A
#003805	37X13.50R20LT	127	Q	N/A	N/A
#003806	37X13.50R22LT	123	Q	10	N/A
#003493	LT235/75R15	104/101	Q	6	N/A
#003462	LT235/85R16	120	Q	10	N/A
#003459	LT245/75R17	121	Q	10	N/A
#011618	LT255/75R17	111	Q	6	N/A
#245655	LT255/75R17	111	Q	6	N/A

#245723	LT265/70R17	121	Q	10	N/A
#245604	LT265/75R16	123	Q	10	N/A
#003457	LT275/65R18	123/120	Q	10	N/A
#245927	LT275/65R20	126/123	Q	10	N/A
#245825	LT275/70R18	125/122	Q	10	N/A
#245859	LT285/65R18	125/122	Q	10	N/A
#245740	LT285/70R17	121	Q	10	N/A
#245621	LT285/75R16	126	Q	10	N/A
#003808	LT295/70R17	121/118	Q	10	N/A
#003456	LT295/70R18	129/126	Q	10	N/A
#245757	LT315/70R17	121/118	Q	10	N/A
#003461	LT315/75R16	127/124	Q	10	N/A

---



© 2020 E-Solution Professionals Pty Ltd.

## Firestone

Commercial Truck/Bus. Medium-Duty Truck On-Highway All-Position Radial tire  
Recommended for Steer Applications in Regional Haul and Pickup and Delivery  
Service.

### FEATURES

- Tread cap compound and solid shoulder
- Stone rejectors in center grooves
- Sidewall protector ribs
- Innovative sidewall design
- Deep, wide tread
- Rib sipes
- FS561 255/70R22.5 tire is not intended or designed to be used in trailer applications, particularly severe service applications

### BENEFITS

- Enhance resistance to maneuvering scrub, increasing tread life
- Help provide resistance to stone drilling and protect belts for enhanced casing durability
- Help protect the casing from cuts, snags and abrasions due to curbing and impact
- Reduces overall weight to improve fuel efficiency
- Increases original tread life and spreads load over a larger area to promote long, even wear
- Cut through water for solid wet traction



## Specifications

Manufacturer Item Number

248579

Make

FIRESTONE

Model

FS561

Display Name

10R22.5 F FS561

Sidewall

BLK

Rim Size

22.5

Inch Width

10

Overall Diameter

40.2

Speed Rating

L

Ply Rating

12

Load Capacity Single

5205 lbs

Load Capacity Dual

4940 lbs

Max Inflation Pressure

100 psi

Weight

105.36 lbs

Overall Width

9.9

Tread Depth

20

Revolutions Per Mile

75 rpm

---

## Other Sizes

Item Number	Size	Load Rating	Speed Rating	Ply Rating	UTQG
#248596	10R22.5	N/A	L	14	N/A
#005420	11R22.5	N/A	N/A	16	N/A
#248307	11R22.5	N/A	L	14	N/A
#248324	11R22.5	N/A	L	16	N/A
#248341	11R22.5	N/A	N/A	16	N/A
#005421	11R24.5	N/A	N/A	16	N/A
#248358	11R24.5	N/A	L	14	N/A
#248375	11R24.5	N/A	L	16	N/A
#248494	12R22.5	N/A	L	16	N/A
#248511	215/75R17.5	N/A	N/A	16	N/A
#248409	225/70R19.5	N/A	L	12	N/A
#248426	225/70R19.5	N/A	L	14	N/A
#248443	245/70R19.5	N/A	L	12	N/A
#248477	245/70R19.5	N/A	L	14	N/A
#248528	255/70R22.5	N/A	L	16	N/A
#248545	275/70R22.5	N/A	L	18	N/A
#248290	285/75R24.5	N/A	L	14	N/A
#248273	295/75R22.5	N/A	L	14	N/A
#248562	9R22.5	N/A	L	12	N/A

---

# Firestone

All-Season Highway Terrain tire for Light Truck and Commercial Vehicles.

## FEATURES

- Advanced High Modulus Tread Compound and Polyester and Steel Construction
- Computer-Designed Shape and Body
- Circumferential Grooves
- Continuous Shoulder Ribs
- 5 degree Noise Reduction
- Gold Pledge Limited Warranty
- 90-Day Buy and Try Guarantee

## BENEFITS

- Helps to prevent damage and promotes long wear
- Contributes to ride comfort
- Promotes extra traction in wet conditions
- Helps increase tread life
- Reduces noise on road surfaces



rotate\_left\_arrow 3d\_rotation



## Specifications

Manufacturer Item Number

250109

Make

FIRESTONE

Model

TRANSFORCE HT

Display Name

LT275/70R18 E TRANSFORCE HT

GM Code

19306809

Sidewall

BSW

Section Width

275

Aspect Ratio

70

Rim Size

18

Overall Diameter

33.19

Load Rating (Single/Double)

125

Speed Rating

S

Ply Rating

10

Load Capacity Single

3640 lbs

Max Inflation Pressure

80 psi

Weight

50.2 lbs

Approved Rim Width

7.0-8.5

Measuring Rim Width

8.0

Overall Width

10.98

Tread Depth

15

Revolutions Per Mile

627 rpm

UPC

092971235277, 092971308551

---

## Other Sizes

Item Number	Size	Load Rating	Speed Rating	Ply Rating	UTQG
#003560	195/75R16C	107	R	8	N/A
#217061	195R15C	106	Q	8	N/A
#225697	195R15C	106	R	8	N/A
#002028	205/65R15C	102	T	6	N/A
#003561	235/65R16C	121/119	R	10	N/A
#202281	7.00R15LT	110	Q	10	N/A
#209506	7.00R16LT	111	Q	N/A	N/A
#209489	7.50R15LT	115	Q	10	N/A
#209081	7.50R16LT	116	Q	10	N/A
#189803	8.75R16.5LT	115	R	10	N/A
#189820	9.50R16.5LT	121	R	10	N/A
#189684	LT215/85R16	110/107	R	8	N/A
#189701	LT215/85R16	115	R	10	N/A
#189735	LT225/75R16	110/107	R	8	N/A
#189752	LT225/75R16	115	R	10	N/A

#224133	LT225/75R17	116	R	10	N/A
#189837	LT235/75R15	104	R	6	N/A
#191282	LT235/80R17	120	R	10	N/A
#189718	LT235/85R16	120	R	10	N/A
#191316	LT245/70R17	119/116	R	10	N/A
#232990	LT245/70R17	119/116	R	10	N/A
#189769	LT245/75R16	120	R	10	N/A
#003490	LT245/75R17	121	R	10	N/A
#207483	LT245/75R17	121	R	10	N/A
#225425	LT245/75R17	121	R	10	N/A
#233007	LT245/75R17	121/118	R	10	N/A
#200156	LT265/70R17	121/118	R	10	N/A
#000011	LT265/70R18	124	R	10	N/A
#189786	LT265/75R16	123	R	10	N/A
#207602	LT265/75R16	123	R	10	N/A
#207619	LT275/65R18	123	S	10	N/A
#207500	LT275/70R18	125	R	10	N/A

---



© 2020 E-Solution Professionals Pty Ltd.

[Terms of Service](#) | [Privacy Policy](#)

# Firestone

Commercial Truck/Bus. Medium-Duty Truck Extra-Deep Open Shoulder Drive Position tire that Specializes in Local P&D Service and Special Service Applications.

## FEATURES

- Tie bars control movement of tread blocks
- Open shoulder design
- Four full-width steel belts
- Cap/base compounding combines a slow-wearing cap compound with a cool-running base
- Firestone Truck and Bus Warranty
- Firestone Truck and Bus Warranty - Canada

## BENEFITS

- To help minimize irregular wear tendencies, leading to long service life
- Helps to provide traction and grip in mud and snow
- Help casing durability and enhance retreadability by combating casing penetration
- Shields the casing from damaging heat to enhance retreadability



rotat\_rolat\_1right\_arrow 3d\_rotation



## Specifications

Manufacturer Item Number

281034

Make

FIRESTONE

Model

FD663

Display Name

10R22.5 F FD663

Rim Size

22.5

Inch Width

10

Overall Diameter

40.5

Ply Rating

12

Load Capacity Single

5205 lbs

Load Capacity Dual

4940 lbs

Max Inflation Pressure

100 psi

Weight

107.9 lbs

Overall Width

9.8

Tread Depth

25

Revolutions Per Mile

75 rpm

UPC

092971009311

---

## Other Sizes

Item Number	Size	Load Rating	Speed Rating	Ply Rating	UTQG
#247763	10R22.5	N/A	N/A	12	N/A
#211206	11R22.5	N/A	N/A	16	N/A
#227091	11R22.5	N/A	N/A	14	N/A
#233772	11R22.5	N/A	N/A	16	N/A
#233789	11R22.5	N/A	N/A	14	N/A
#233806	11R22.5	N/A	N/A	16	N/A
#281042	11R22.5	N/A	N/A	14	N/A
#238175	11R24.5	N/A	N/A	14	N/A
#238192	11R24.5	N/A	N/A	16	N/A
#281069	11R24.5	N/A	N/A	14	N/A
#293733	11R24.5	N/A	N/A	16	N/A
#151009	12R22.5	N/A	N/A	16	N/A
#247746	12R22.5	N/A	N/A	16	N/A
#238158	285/75R24.5	N/A	N/A	14	N/A
#281077	285/75R24.5	N/A	N/A	14	N/A
#238141	295/75R22.5	N/A	N/A	14	N/A
#281050	295/75R22.5	N/A	N/A	14	N/A

---

# Firestone

Commercial Truck/Bus. Medium-Duty Truck Extreme Service Drive tire for On-Off Highway Applications.

## FEATURES

- Aggressive lug pattern
- Extra deep tread
- Specially formulated on/off-highway tread compound
- Stress-relief body ply contour
- Firestone Truck Tire Limited Warranty

## BENEFITS

- For a strong grip
- for long original mileage
- Helps resist chips, cuts and tears
- Helps to provide durability an retreadability



rotate left right arrow 3d\_rotation



---

Specifications

Manufacturer Item Number

281557

Make

FIRESTONE

Model

T831 RADIAL

Display Name

11R22.5 H T831

Rim Size

22.5

Inch Width

11

Overall Diameter

42.4

Ply Rating

16

Load Capacity Single

6610 lbs

Load Capacity Dual

6005 lbs

Max Inflation Pressure

120 psi

Weight

131.6 lbs

Overall Width

10.7

Tread Depth

31

Revolutions Per Mile

55 rpm

UPC

092971013936

---

## Other Sizes

Item Number	Size	Load Rating	Speed Rating	Ply Rating	UTQG
#281549	10.00R20	N/A	N/A	16	N/A
#281573	11.00R20	N/A	N/A	16	N/A
#183734	11R24.5	N/A	N/A	16	N/A
#281565	11R24.5	N/A	N/A	16	N/A
#281581	12R22.5	N/A	N/A	16	N/A

---

# Firestone

Commercial Truck/Bus. Medium-Duty Truck All-Position Radial tire Designed for Steer/Drive and Trailer Position in On/Off Highway Service.

## FEATURES

- Rugged four-rib design with special groove shape to combat stone retention
- Tread compounded and constructed to resist cuts and impacts in on/off-highway service
- Computer designed tread with variable-pitch noise treatment
- Four steel belts and an all-steel casing ply
- Firestone Truck Tire Limited Warranty

## BENEFITS

- For long mileage and retreadability
- For solid traction, excellent durability, and a quiet ride
- For durability and excellent retread performance



rotate\_left\_arrow 3d\_rotation



---

## Specifications

Manufacturer Item Number

294535

Make

FIRESTONE

Model

T819 RADIAL

Display Name

11R22.5 H T819 RADIAL

Rim Size

22.5

Inch Width

11

Overall Diameter

41.6

Ply Rating

16

Load Capacity Single

6610 lbs

Load Capacity Dual

6005 lbs

Max Inflation Pressure

120 psi

Weight

123.2 lbs

Overall Width

10.7

Tread Depth

20

Revolutions Per Mile

65 rpm

UPC

092971184445

---

## Other Sizes

Item Number	Size	Load Rating	Speed Rating	Ply Rating	UTQG
#2294497	10.00R20	N/A	N/A	16	N/A
#294497	10.00R20	N/A	N/A	16	N/A
#294527	11.00R22	N/A	N/A	16	N/A
#294500	11.0R20	N/A	N/A	16	N/A
#294543	11R24.5	N/A	N/A	16	N/A
#294519	12.00R20	N/A	N/A	18	N/A
#157341	12R22.5	N/A	N/A	16	N/A
#157368	12R24.5	N/A	N/A	16	N/A
#157147	315/80R22.5	N/A	N/A	20	N/A

---



## Firestone

Agricultural R-2 Extra-Deep Rear Tractor Drive tire Designed for Wet Soil Conditions.  
An Excellent Choice for Rice and Sugar Cane Applications.

### FEATURES

- Extra-deep 45° tread
- Curved tread bars
- Butressed tie bars
- Bolstered nose
- Dual rubber compounds
- Agricultural Bias Tire Warranty
- Agricultural Tire Warranty - Canada

### BENEFITS

- Extra traction in mud
- For better cleaning
- Improved wear and performance
- For long wear
- For flexible rubber on the sidewalls to resist weather cracking and checking plus super-tough rubber on the tread for long wear



---

Specifications

Manufacturer Item Number

342432

Make

FIRESTONE

Model

CHAMPION SPADE GRIP R-2

Display Name

18.4-30 E TL CHAMPION SPADE GRIP R-2

TRA Code

R-2

Sidewall

BSW

Rim Size

30

Inch Width

18.4

Overall Diameter

61.8

Speed Rating

A8

Ply Rating

10

Load Capacity Single

5520 lbs

Max Inflation Pressure

26 psi

Weight

300 lbs

Measuring Rim Width

16

Overall Width

18.4

Tread Depth

100

Rolling Circumference

178

UPC

092971047634

---

## Other Sizes

Item Number	Size	Load Rating	Speed Rating	Ply Rating	UTQG
#008527	13.6-38	N/A	A8	6	N/A
#322984	13.6-38	N/A	N/A	6	N/A
#332984	13.6-38	N/A	A8	6	N/A
#379885	13.6-38	N/A	A8	6	N/A
#000917	13.6-46	N/A	A8	6	N/A
#008528	13.6-46	N/A	A8	6	N/A
#332976	13.6-46	N/A	A8	6	N/A
#352837	14.9-24	N/A	A8	8	N/A
#359610	14.9-24	N/A	A8	12	N/A
#311219	15.5-38	N/A	A8	8	N/A
#311219D	15.5-38	N/A	N/A	6	N/A
#326704D	16.9-26	N/A	N/A	6	N/A
#326712	16.9-26	N/A	A8	10	N/A
#008598	18.4-26	N/A	A8	10	N/A
#326445	18.4-26	N/A	A8	10	N/A
#326645	18.4-26	N/A	A8	10	N/A
#358266	18.4-26	N/A	A8	6	N/A
#008593	18.4-30	N/A	A8	10	N/A
#358274	18.4-30	N/A	A8	6	N/A
#311154	18.4-34	N/A	A8	6	N/A
#311448	18.4-38	N/A	A8	8	N/A
#311464D	18.4-38	N/A	N/A	6	N/A

#343110	18.4-38	N/A	A8	14	N/A
#311529	20.8-38	N/A	A8	10	N/A
#318272D	20.8-38	N/A	N/A	8	N/A
#351970	20.8-38	N/A	A8	14	N/A
#352918	20.8-42	N/A	A8	14	N/A
#311162D	23.1-26	N/A	N/A	8	N/A
#362647	23.1-26	N/A	A8	10	N/A
#311189	23.1-30	N/A	A8	8	N/A
#365690D	23.1-30	N/A	N/A	10	N/A
#311375	23.1-34	N/A	A8	8	N/A
#311626	24.5-32	N/A	A8	10	N/A
#358282	28L-26	N/A	A8	12	N/A
#379868	28L-26	N/A	A8	16	N/A
#358231	30.5L32	N/A	A8	14	N/A
#358223D	30.5L-32	N/A	N/A	12	N/A
#358258	35.5L-32	N/A	A8	12	N/A

---

## Firestone

Agricultural R-3 Bias Rear Tractor Drive tire with Button Tread for Orchard, Citrus Grove and Turf.

### FEATURES

- Designed for tractors that are used at airports, golf courses, and cemetery and highway maintenance
- Maximum flotation and reduced ground disturbance assured for turf and other sensitive areas
- Non-aggressive multi-block tread
- Agricultural Bias Tire Warranty
- Agricultural Tire Warranty – Canada

### BENEFITS

- For excellent forward, reverse and lateral traction



---

## Specifications

Manufacturer Item Number

351008

Make

FIRESTONE

FIRES TONE

Model

ALL NON-SKID TRACTOR R-3

Display Name

28L-26 F TL ALL NON-SKID TRACTOR R-3

TRA Code

R-3

Sidewall

BSW

Rim Size

26

Inch Width

28

Overall Diameter

60.7

Speed Rating

A8

Ply Rating

12

Load Capacity Single

7400 lbs

Max Inflation Pressure

20 psi

Weight

303 lbs

Measuring Rim Width

25

Overall Width

28.1

Tread Depth

21

Rolling Circumference

176

UPC

092971012397

## Other Sizes

Item Number	Size	Load Rating	Speed Rating	Ply Rating	UTQG
#321346D	12.4-16	N/A	N/A	8	N/A
#008507	13.6-28	N/A	A8	6	N/A
#306193	13.6-28	N/A	A8	6	N/A
#360193	13.6-28	N/A	N/A	6	N/A
#008508	14.9-24	N/A	A8	6	N/A
#359556	14.9-24	N/A	A8	6	N/A
#008510	16.9-24	N/A	A8	6	N/A
#011877	16.9-24	132	A8	10	N/A
#351709	16.9-24	N/A	A8	6	N/A
#358789	16.9-24	N/A	A8	10	N/A
#320943	18.4-16.1	N/A	A8	6	N/A
#315958	18.4-26	N/A	A8	6	N/A
#315966D	18.4-26	N/A	N/A	10	N/A
#369753	18.4-26	N/A	A8	12	N/A
#323527	23.1-26	N/A	A8	12	N/A
#345377	23.1-26	N/A	A8	8	N/A
#378491	23.1-26	N/A	A8	14	N/A
#322296	24.5-32	N/A	A8	12	N/A
#360384	24.5-32	N/A	A8	16	N/A
#357839D	28L-26	N/A	N/A	14	N/A
#362220	28L-26	N/A	A8	16	N/A
#325309D	30.5L-32	N/A	N/A	12	N/A
#357758	30.5L-32	N/A	A8	16	N/A
#359904	30.5L-32	N/A	A8	14	N/A
#357820	35.5L-32	N/A	A8	20	N/A

#351733	8.3-24	N/A	A8	4	N/A
#306096	9.5-24	N/A	A8	4	N/A

---



## **TOYO TIRES®**

All-Season/Winter All-Terrain Passenger Light Truck/SUV and CUV tire. All Sizes are branded with the Three-Peak Mountain Snowflake (3PMSF) Symbol.

### FEATURES

- New tread compound and aggressive design
- More evenly distributed void area
- Staggered shoulder lugs
- Increased lateral grooves
- 3D multi-wave sipes
- Stone-ejecting blocks
- Carries the Three-Peak Mountain Snowflake (3PMSF) symbol
- 65,000 Mile/105,000 km Treadwear Warranty (P-Metric/Euro-Metric Sizes)
- 50,000 Mile/80,000 km Treadwear Warranty (LT and Flotation Sizes)
- For staggered fitments, rear tires are eligible for 50% of the stated mileage warranty
- 500 Miles/45 Days Trial Offer

### BENEFITS

- Provides confident wet braking and handling
- Provides cut-and-chip resistance
- Provides excellent off-road grip
- Delivers a quiet and comfortable ride
- Enhances on and off-road traction
- Increases tread block rigidity for excellent handling stability
- Provides better worn appearance
- Enhance off-road traction with biting edges
- Enhance traction on all surfaces, including snow
- Reduce irregular wear
- Eject stones from grooves
- Meets the required performance criteria for Use in Severe Snow Conditions





---

## Specifications

Manufacturer Item Number

355480

Make

TOYO

Model

OPEN COUNTRY A/T III

Display Name

LT265/70R17 E OPEN COUNTRY A/T III

Sidewall

BSW

Section Width

265

Aspect Ratio

70

Rim Size

17

Overall Diameter

31.7

Load Rating (Single/Double)

121/118

Speed Rating

S

Ply Rating

10

Load Capacity Single

3195 lbs

Load Capacity Dual

2910 lbs

Max Inflation Pressure

80 psi

Weight

48 lbs

Approved Rim Width

7.0-9.0

Measuring Rim Width

8.0

Overall Width

10.7

Tread Depth

16.3

Revolutions Per Mile

656 rpm

Warranty

50000 miles

---

## Other Sizes

Item Number	Size	Load Rating	Speed Rating	Ply Rating	UTQG
#356380	215/65R16	102	T	N/A	600 A B
#355890	215/65R17	103	T	N/A	600 A B
#356090	215/70R16	100	T	N/A	600 A B
#355830	225/55R18	102	H	N/A	600 A A
#356390	225/60R17	103	T	N/A	600 A B
#356410	225/60R18	104	T	N/A	600 A B
#356400	225/65R17	102	T	N/A	600 A B
#356100	225/70R16	103	T	N/A	600 A B
#355860	235/60R18	107	T	N/A	600 A B
#356200	235/65R17	108	H	N/A	600 A A
#355900	235/65R18	110	T	N/A	600 A B

#356110	235/70R16	106	T	N/A	600 A B
#356120	235/70R16	106	T	N/A	600 A B
#355790	245/50R20	105	H	N/A	600 A A
#355870	245/60R18	109	T	N/A	600 A B
#356210	245/65R17	111	T	N/A	600 A B
#356220	245/65R17	111	T	N/A	600 A B
#356230	245/70R17	110	T	N/A	600 A B
#356130	245/75R16	111	T	N/A	600 A B
#356140	245/75R16	111	T	N/A	600 A B
#355800	255/50R20	109	T	N/A	600 A B
#355840	255/55R18	109	H	N/A	600 A A
#356420	255/55R19	111	H	N/A	600 A A
#356430	255/55R20	110	H	N/A	600 A A
#356890	255/60R18	112	T	N/A	600 A B
#356450	255/60R19	113	H	N/A	600 A A
#356150	255/65R16	109	T	N/A	600 A B
#356160	255/70R16	115	T	N/A	600 A B
#356170	255/70R16	115	T	N/A	600 A B
#356240	255/70R17	112	T	N/A	600 A B
#356280	255/70R18	113	T	N/A	600 A B
#355810	265/50R20	111	T	N/A	600 A B
#356290	265/60R18	110	T	N/A	600 A B
#356250	265/65R17	116	T	N/A	600 A B
#356300	265/65R18	114	T	N/A	600 A B
#356260	265/70R17	115	T	N/A	600 A B
#356270	265/70R17	115	T	N/A	600 A B
#356310	265/70R18	116	T	N/A	600 A B
#356180	265/75R16	116	T	N/A	600 A B
#356190	265/75R16	116	T	N/A	600 A B
#356900	275/50R22	111	T	N/A	N/A

#355850	275/55R20	117	T	N/A	600 A B
#356340	275/60R20	115	T	N/A	600 A B
#356320	275/65R18	116	T	N/A	600 A B
#355780	285/45R22	114	H	N/A	600 A A
#355880	285/60R18	120	S	N/A	600 A B
#356370	305/45R22	118	S	N/A	600 A B
#355820	305/50R20	120	T	N/A	600 A B
#356980	305/60R18	116	S	N/A	600 A B
#356050	30X9.50R15LT	104	S	6	N/A
#355910	31X10.50R15LT	109	S	6	N/A
#356960	33X12.50R17LT	124	S	12	N/A
#355930	33X12.50R18LT	122	Q	12	N/A
#355940	33X12.50R20LT	119	Q	12	N/A
#355950	33X12.50R22LT	109	R	10	N/A
#356970	34X10.50R17LT	120	S	8	N/A
#355920	35X11.50R17LT	118	Q	6	N/A
#356480	35X11.50R20LT	124	R	10	N/A
#355960	35X12.50R17LT	121	R	10	N/A
#356540	35X12.50R17LT	111	Q	6	N/A
#355970	35X12.50R18LT	128	Q	12	N/A
#356330	35X12.50R18LT	118	R	8	N/A
#355980	35X12.50R20LT	121	R	10	N/A
#355990	35X12.50R20LT	125	Q	12	N/A
#356000	35X12.50R22LT	121	Q	12	N/A
#356040	35X13.50R20LT	126	Q	12	N/A
#356010	37X12.50R18LT	128	Q	10	N/A
#356020	37X12.50R20LT	126	Q	10	N/A
#356030	37X12.50R22LT	127	Q	12	N/A
#355760	LT215/85R16	115/112	Q	10	N/A

#356910	LT225/65R17	107/103	S	8	N/A
#355600	LT225/75R16	115/112	Q	10	N/A
#355610	LT235/75R15	104/101	S	6	N/A
#355740	LT235/80R17	120/117	R	10	N/A
#355770	LT235/85R16	120/116	R	10	N/A
#356520	LT245/65R17	111/108	T	8	N/A
#355470	LT245/70R17	119/116	R	10	N/A
#355620	LT245/75R16	120/116	S	10	N/A
#355630	LT245/75R16	120/116	S	10	N/A
#355640	LT245/75R17	121/118	S	10	N/A
#356920	LT255/70R17	121/118	S	10	N/A
#356930	LT255/75R17	111/108	S	6	N/A
#355750	LT255/80R17	121/118	R	10	N/A
#356600	LT265/60R18	119/116	S	10	N/A
#355330	LT265/60R20	121/118	S	10	N/A
#356610	LT265/65R17	120/117	S	10	N/A
#355490	LT265/70R17	121/118	S	10	N/A
#355500	LT265/70R18	124/121	Q	10	N/A
#355650	LT265/75R16	123/120	R	10	N/A
#355660	LT265/75R16	123/120	R	10	N/A
#356500	LT275/55R20	120/117	T	10	N/A
#356510	LT275/60R20	123	T	10	N/A
#355380	LT275/65R18	113/110	T	6	N/A
#355390	LT275/65R18	113/110	T	6	N/A
#355400	LT275/65R18	123/120	S	10	N/A
#355410	LT275/65R18	123/120	S	10	N/A
#355420	LT275/65R20	126/123	S	10	N/A
#356530	LT275/70R17	121/118	T	10	N/A
#356550	LT275/70R17	124/121	T	10	N/A
#355510	LT275/70R18	125/122	S	10	N/A

#355520	LT275/70R18	125/122	S	10	N/A
#355290	LT285/50R22	121/118	R	10	N/A
#356350	LT285/55R20	122/119	T	10	N/A
#355310	LT285/55R22	124/121	S	10	N/A
#355340	LT285/60R20	125/122	R	10	N/A
#355430	LT285/65R18	125/122	S	10	N/A
#356470	LT285/65R20	127/124	S	10	N/A
#355530	LT285/70R17	116/113	Q	6	N/A
#355540	LT285/70R17	121/118	S	10	N/A
#355550	LT285/70R17	121/118	S	10	N/A
#356950	LT285/70R18	127/124	S	10	N/A
#355670	LT285/75R16	126/123	R	10	N/A
#355680	LT285/75R16	126/123	R	10	N/A
#355690	LT285/75R17	117/114	Q	6	N/A
#355700	LT285/75R17	121/118	S	10	N/A
#355710	LT285/75R18	129/126	S	10	N/A
#356490	LT295/50R22	122/119	T	10	N/A
#356360	LT295/55R20	123/120	T	10	N/A
#356460	LT295/55R22	125	T	10	N/A
#355350	LT295/60R20	126/123	S	10	N/A
#355440	LT295/65R20	129/126	S	10	N/A
#355560	LT295/70R18	129/126	S	10	N/A
#355720	LT295/75R16	128/125	R	10	N/A
#355320	LT305/55R20	125/122	Q	12	N/A
#355450	LT305/65R18	128/125	Q	12	N/A
#355570	LT305/70R16	124/121	R	10	N/A
#355580	LT305/70R17	121/118	R	10	N/A
#355590	LT315/70R17	121/118	S	8	N/A
#355730	LT315/75R16	127/124	R	10	N/A

#355300	LT325/50R22	127	Q	12	N/A
#355360	LT325/60R18	124/121	S	10	N/A
#355370	LT325/60R20	126/123	R	10	N/A
#355460	LT325/65R18	127/124	R	10	N/A
#356060	P215/75R15	100	T	N/A	600 A B
#356070	P225/75R15	102	T	N/A	600 A B
#355260	P225/75R16	104	S	N/A	600 A B
#356080	P235/75R15	108	T	N/A	600 A B
#355270	P235/75R17	108	S	N/A	600 A B
#355200	P245/60R20	107	T	N/A	600 A B
#355210	P245/70R16	106	S	N/A	600 A B
#355220	P245/70R16	106	S	N/A	600 A B
#355230	P265/70R16	111	T	N/A	600 A B
#355240	P265/70R16	111	T	N/A	600 A B
#355280	P265/75R15	112	S	N/A	600 A B
#356440	P285/55R20	114	T	N/A	600 A B
#355250	P285/70R17	117	T	N/A	600 A B

---



## **TOYO TIRES®**

All-Season/Winter All-Terrain Passenger Light Truck/SUV and CUV tire. All Sizes are branded with the Three-Peak Mountain Snowflake (3PMSF) Symbol.

### FEATURES

- New tread compound and aggressive design
- More evenly distributed void area
- Staggered shoulder lugs
- Increased lateral grooves
- 3D multi-wave sipes
- Stone-ejecting blocks
- Carries the Three-Peak Mountain Snowflake (3PMSF) symbol
- 65,000 Mile/105,000 km Treadwear Warranty (P-Metric/Euro-Metric Sizes)
- 50,000 Mile/80,000 km Treadwear Warranty (LT and Flotation Sizes)
- For staggered fitments, rear tires are eligible for 50% of the stated mileage warranty
- 500 Miles/45 Days Trial Offer

### BENEFITS

- Provides confident wet braking and handling
- Provides cut-and-chip resistance
- Provides excellent off-road grip
- Delivers a quiet and comfortable ride
- Enhances on and off-road traction
- Increases tread block rigidity for excellent handling stability
- Provides better worn appearance
- Enhance off-road traction with biting edges
- Enhance traction on all surfaces, including snow
- Reduce irregular wear
- Eject stones from grooves
- Meets the required performance criteria for Use in Severe Snow Conditions





## Specifications

Manufacturer Item Number

355500

Make

TOYO

Model

OPEN COUNTRY A/T III

Display Name

LT265/70R18 E OPEN COUNTRY A/T III

Sidewall

BSW

Section Width

265

Aspect Ratio

70

Rim Size

18

Overall Diameter

32.6

Load Rating (Single/Double)

124/121

Speed Rating

Q

Ply Rating

10

Load Capacity Single

3525 lbs

Load Capacity Dual

3195 lbs

Max Inflation Pressure

80 psi

Weight

49 lbs

Approved Rim Width

7.0-9.0

Measuring Rim Width

8.0

Overall Width

10.7

Tread Depth

16.3

Revolutions Per Mile

636 rpm

Warranty

50000 miles

## Other Sizes

Item Number	Size	Load Rating	Speed Rating	Ply Rating	UTQG
#356380	215/65R16	102	T	N/A	600 A B
#355890	215/65R17	103	T	N/A	600 A B
#356090	215/70R16	100	T	N/A	600 A B
#355830	225/55R18	102	H	N/A	600 A A
#356390	225/60R17	103	T	N/A	600 A B
#356410	225/60R18	104	T	N/A	600 A B
#356400	225/65R17	102	T	N/A	600 A B
#356100	225/70R16	103	T	N/A	600 A B
#355860	235/60R18	107	T	N/A	600 A B
#356200	235/65R17	108	H	N/A	600 A A
#355900	235/65R18	110	T	N/A	600 A B

#356110	235/70R16	106	T	N/A	600 A B
#356120	235/70R16	106	T	N/A	600 A B
#355790	245/50R20	105	H	N/A	600 A A
#355870	245/60R18	109	T	N/A	600 A B
#356210	245/65R17	111	T	N/A	600 A B
#356220	245/65R17	111	T	N/A	600 A B
#356230	245/70R17	110	T	N/A	600 A B
#356130	245/75R16	111	T	N/A	600 A B
#356140	245/75R16	111	T	N/A	600 A B
#355800	255/50R20	109	T	N/A	600 A B
#355840	255/55R18	109	H	N/A	600 A A
#356420	255/55R19	111	H	N/A	600 A A
#356430	255/55R20	110	H	N/A	600 A A
#356890	255/60R18	112	T	N/A	600 A B
#356450	255/60R19	113	H	N/A	600 A A
#356150	255/65R16	109	T	N/A	600 A B
#356160	255/70R16	115	T	N/A	600 A B
#356170	255/70R16	115	T	N/A	600 A B
#356240	255/70R17	112	T	N/A	600 A B
#356280	255/70R18	113	T	N/A	600 A B
#355810	265/50R20	111	T	N/A	600 A B
#356290	265/60R18	110	T	N/A	600 A B
#356250	265/65R17	116	T	N/A	600 A B
#356300	265/65R18	114	T	N/A	600 A B
#356260	265/70R17	115	T	N/A	600 A B
#356270	265/70R17	115	T	N/A	600 A B
#356310	265/70R18	116	T	N/A	600 A B
#356180	265/75R16	116	T	N/A	600 A B
#356190	265/75R16	116	T	N/A	600 A B
#356900	275/50R22	111	T	N/A	N/A

#355850	275/55R20	117	T	N/A	600 A B
#356340	275/60R20	115	T	N/A	600 A B
#356320	275/65R18	116	T	N/A	600 A B
#355780	285/45R22	114	H	N/A	600 A A
#355880	285/60R18	120	S	N/A	600 A B
#356370	305/45R22	118	S	N/A	600 A B
#355820	305/50R20	120	T	N/A	600 A B
#356980	305/60R18	116	S	N/A	600 A B
#356050	30X9.50R15LT	104	S	6	N/A
#355910	31X10.50R15LT	109	S	6	N/A
#356960	33X12.50R17LT	124	S	12	N/A
#355930	33X12.50R18LT	122	Q	12	N/A
#355940	33X12.50R20LT	119	Q	12	N/A
#355950	33X12.50R22LT	109	R	10	N/A
#356970	34X10.50R17LT	120	S	8	N/A
#355920	35X11.50R17LT	118	Q	6	N/A
#356480	35X11.50R20LT	124	R	10	N/A
#355960	35X12.50R17LT	121	R	10	N/A
#356540	35X12.50R17LT	111	Q	6	N/A
#355970	35X12.50R18LT	128	Q	12	N/A
#356330	35X12.50R18LT	118	R	8	N/A
#355980	35X12.50R20LT	121	R	10	N/A
#355990	35X12.50R20LT	125	Q	12	N/A
#356000	35X12.50R22LT	121	Q	12	N/A
#356040	35X13.50R20LT	126	Q	12	N/A
#356010	37X12.50R18LT	128	Q	10	N/A
#356020	37X12.50R20LT	126	Q	10	N/A
#356030	37X12.50R22LT	127	Q	12	N/A
#355760	LT215/85R16	115/112	Q	10	N/A

#356910	LT225/65R17	107/103	S	8	N/A
#355600	LT225/75R16	115/112	Q	10	N/A
#355610	LT235/75R15	104/101	S	6	N/A
#355740	LT235/80R17	120/117	R	10	N/A
#355770	LT235/85R16	120/116	R	10	N/A
#356520	LT245/65R17	111/108	T	8	N/A
#355470	LT245/70R17	119/116	R	10	N/A
#355620	LT245/75R16	120/116	S	10	N/A
#355630	LT245/75R16	120/116	S	10	N/A
#355640	LT245/75R17	121/118	S	10	N/A
#356920	LT255/70R17	121/118	S	10	N/A
#356930	LT255/75R17	111/108	S	6	N/A
#355750	LT255/80R17	121/118	R	10	N/A
#356600	LT265/60R18	119/116	S	10	N/A
#355330	LT265/60R20	121/118	S	10	N/A
#356610	LT265/65R17	120/117	S	10	N/A
#355480	LT265/70R17	121/118	S	10	N/A
#355490	LT265/70R17	121/118	S	10	N/A
#355650	LT265/75R16	123/120	R	10	N/A
#355660	LT265/75R16	123/120	R	10	N/A
#356500	LT275/55R20	120/117	T	10	N/A
#356510	LT275/60R20	123	T	10	N/A
#355380	LT275/65R18	113/110	T	6	N/A
#355390	LT275/65R18	113/110	T	6	N/A
#355400	LT275/65R18	123/120	S	10	N/A
#355410	LT275/65R18	123/120	S	10	N/A
#355420	LT275/65R20	126/123	S	10	N/A
#356530	LT275/70R17	121/118	T	10	N/A
#356550	LT275/70R17	124/121	T	10	N/A
#355510	LT275/70R18	125/122	S	10	N/A

#355520	LT275/70R18	125/122	S	10	N/A
#355290	LT285/50R22	121/118	R	10	N/A
#356350	LT285/55R20	122/119	T	10	N/A
#355310	LT285/55R22	124/121	S	10	N/A
#355340	LT285/60R20	125/122	R	10	N/A
#355430	LT285/65R18	125/122	S	10	N/A
#356470	LT285/65R20	127/124	S	10	N/A
#355530	LT285/70R17	116/113	Q	6	N/A
#355540	LT285/70R17	121/118	S	10	N/A
#355550	LT285/70R17	121/118	S	10	N/A
#356950	LT285/70R18	127/124	S	10	N/A
#355670	LT285/75R16	126/123	R	10	N/A
#355680	LT285/75R16	126/123	R	10	N/A
#355690	LT285/75R17	117/114	Q	6	N/A
#355700	LT285/75R17	121/118	S	10	N/A
#355710	LT285/75R18	129/126	S	10	N/A
#356490	LT295/50R22	122/119	T	10	N/A
#356360	LT295/55R20	123/120	T	10	N/A
#356460	LT295/55R22	125	T	10	N/A
#355350	LT295/60R20	126/123	S	10	N/A
#355440	LT295/65R20	129/126	S	10	N/A
#355560	LT295/70R18	129/126	S	10	N/A
#355720	LT295/75R16	128/125	R	10	N/A
#355320	LT305/55R20	125/122	Q	12	N/A
#355450	LT305/65R18	128/125	Q	12	N/A
#355570	LT305/70R16	124/121	R	10	N/A
#355580	LT305/70R17	121/118	R	10	N/A
#355590	LT315/70R17	121/118	S	8	N/A
#355730	LT315/75R16	127/124	R	10	N/A

#355300	LT325/50R22	127	Q	12	N/A
#355360	LT325/60R18	124/121	S	10	N/A
#355370	LT325/60R20	126/123	R	10	N/A
#355460	LT325/65R18	127/124	R	10	N/A
#356060	P215/75R15	100	T	N/A	600 A B
#356070	P225/75R15	102	T	N/A	600 A B
#355260	P225/75R16	104	S	N/A	600 A B
#356080	P235/75R15	108	T	N/A	600 A B
#355270	P235/75R17	108	S	N/A	600 A B
#355200	P245/60R20	107	T	N/A	600 A B
#355210	P245/70R16	106	S	N/A	600 A B
#355220	P245/70R16	106	S	N/A	600 A B
#355230	P265/70R16	111	T	N/A	600 A B
#355240	P265/70R16	111	T	N/A	600 A B
#355280	P265/75R15	112	S	N/A	600 A B
#356440	P285/55R20	114	T	N/A	600 A B
#355250	P285/70R17	117	T	N/A	600 A B

---



# TOYO TIRES®

All-Season Mud-Terrain Passenger Light Truck tire.

## FEATURES

- Aggressive tread design with hook-shaped blocks
- Open, scalloped shoulder blocks
- Over-the-shoulder tread
- Deep siping in the tread blocks
- High turn-up, 3-ply polyester casing
- Toyo Tires' Limited Warranty
- 500 Mile Trial Offer

## BENEFITS

- Delivers excellent off-road traction and great on-road performance
- Bite into the ground and help to eject mud, snow, and rocks while maintaining off-road traction
- Provides additional forward traction in deep mud and snow
- Help maintain grip on wet surfaces
- Strengthens tire to provide excellent handling and durability while maintaining proper load capacity



rotate\_rotate\_arrow 3d\_rotation



## Specifications

Manufacturer Item Number

360130

Make

TOYO

Model

OPEN COUNTRY M/T

Display Name

LT265/70R17 E OPEN COUNTRY M/T

Sidewall

BSW

Section Width

265

Aspect Ratio

70

Rim Size

17

Overall Diameter

32

Load Rating (Single/Double)

121

Speed Rating

P

Ply Rating

10

Load Capacity Single

3195 lbs

Max Inflation Pressure

80 psi

Weight

62.8 lbs

Approved Rim Width

7.0-8.5

Measuring Rim Width

8.0

Overall Width

10.8

Tread Depth

18.9

Revolutions Per Mile

648 rpm

---

## Other Sizes

Item Number	Size	Load Rating	Speed Rating	Ply Rating	UTQG
#360490	31X10.50R15LT	109	Q	6	N/A
#360470	33X10.50R15LT	114	P	6	N/A
#360100	33X12.50R15LT	108	P	6	N/A
#360760	33X12.50R17LT	120	Q	10	N/A
#360340	33x12.50R18LT	118	Q	10	N/A
#360810	33X12.50R18LT	122	Q	12	N/A
#360330	33X12.50R20LT	114	Q	10	N/A
#360830	33X12.50R20LT	119	Q	12	N/A
#360520	33X12.50R22LT	109	Q	10	N/A
#360840	33X12.50R22LT	114	Q	12	N/A
#360290	33X13.50R15LT	109	Q	6	N/A
#361270	35X11.50R20LT	124	Q	10	N/A
#360310	35x12.50R17LT	125	Q	10	N/A
#360090	35X12.50R18	123	Q	10	N/A
#360820	35X12.50R18LT	128	Q	12	N/A
#360800	35X12.50R20	125	Q	12	N/A
#360240	35x12.50R20LT	121	Q	10	N/A
#360850	35X12.50R22	121	Q	12	N/A
#360540	35X12.50R22LT	117	Q	10	N/A
#361000	35X13.50R15LT	114	Q	6	N/A

#360860	35X13.50R20LT	126	Q	12	N/A
#361280	35X15.50R20LT	127	Q	10	N/A
#360770	37X12.50R17LT	124	Q	8	N/A
#360750	37X12.50R20LT	126	Q	10	N/A
#361050	37X12.50R22LT	127	Q	12	N/A
#360270	37X13.50R17LT	131	Q	10	N/A
#369270	37X13.50R17LT	131	Q	N/A	N/A
#360300	37X13.50R18LT	124	Q	8	N/A
#360220	37X13.50R20LT	127	Q	10	N/A
#361160	37X13.50R22	128	Q	12	N/A
#360210	37X13.50R22LT	123	Q	10	N/A
#360350	37X13.50R24LT	120	Q	10	N/A
#361070	37X13.50R26LT	114	Q	10	N/A
#360260	37X14.50R15LT	120	Q	6	N/A
#360380	38X13.50R18LT	126	Q	8	N/A
#360390	38X13.50R20LT	124	Q	8	N/A
#360250	38X14.50R16LT	129	Q	8	N/A
#360180	38x15.50R18LT	128	Q	8	N/A
#360190	38X15.50R20LT	125	Q	8	N/A
#360980	38X15.50R22LT	128	Q	10	N/A
#361010	40X13.50R17LT	121	Q	6	N/A
#360370	40X15.50R20LT	130	Q	8	N/A
#360200	40X15.50R22LT	127	Q	8	N/A
#360680	40X15.50R24LT	128	P	10	N/A
#360970	40X15.50R26LT	126	Q	10	N/A
#361190	42X15.50R26LT	126	Q	8	N/A
#360440	LT235/85R16	120/116	P	10	N/A
#360450	LT245/75R16	120/116	P	10	N/A
#360790	LT255/75R17	111/108	Q	6	N/A
#361110	LT255/80R17	121/118	Q	10	N/A

#360460	LT255/85R16	123/120	P	10	N/A
#361090	LT265/70R18	114/121	Q	10	N/A
#360320	LT265/75R16	123	P	10	N/A
#360670	LT275/55R20	115/112	P	8	N/A
#360620	LT275/65R18	123/120	P	10	N/A
#360410	LT275/65R20	126	P	10	N/A
#360120	LT275/70R18	125	P	10	N/A
#361040	LT285/60R20	125/122	Q	10	N/A
#361300	LT285/65R18	125/122	Q	10	N/A
#360170	LT285/70R16	114	P	6	N/A
#360650	LT285/70R17	121/118	P	10	N/A
#361100	LT285/70R17	116/113	Q	6	N/A
#360590	LT285/70R18	127/124	Q	10	N/A
#360280	LT285/75R16	126	P	10	N/A
#360430	LT285/75R17	121	P	10	N/A
#361310	LT285/75R17	117/114	Q	6	N/A
#360420	LT285/75R18	129	P	10	N/A
#360610	LT295/55R20	123/120	P	10	N/A
#361130	LT295/55R22	125/122	Q	10	N/A
#360660	LT295/60R20	126/123	P	10	N/A
#360630	LT295/65R20	129/126	P	10	N/A
#360360	LT295/70R17	128	P	10	N/A
#360640	LT295/70R18	129/126	P	10	N/A
#360870	LT305/55R20	125/122	Q	12	N/A
#361140	LT305/65R18	128/125	Q	12	N/A
#360110	LT305/70R16	124	P	10	N/A
#360510	LT315/60R20	125	Q	10	N/A
#360780	LT315/70R17	121/118	Q	10	N/A
#361150	LT315/70R17	113/110	Q	6	N/A

#360560	LT315/70R18	127/124	Q	10	N/A
#360230	LT315/75R16	127	Q	10	N/A
#360880	LT325/50R22	122	Q	10	N/A
#361120	LT325/50R22	127	Q	12	N/A
#361170	LT375/40R24	126	Q	12	N/A
#361290	LT375/45R22	128	Q	12	N/A
#360480	LT385/70R16	130	Q	8	N/A

---





All-Season Mud-Terrain Passenger Light Truck tire.

FEATURES

- Aggressive tread design with hook-shaped blocks
- Open, scalloped shoulder blocks
- Over-the-shoulder tread
- Deep siping in the tread blocks
- High turn-up, 3-ply polyester casing
- Toyo Tires' Limited Warranty
- 500 Mile Trial Offer

BENEFITS

- Delivers excellent off-road traction and great on-road performance
- Bite into the ground and help to eject mud, snow, and rocks while maintaining off-road traction
- Provides additional forward traction in deep mud and snow
- Help maintain grip on wet surfaces
- Strengthens tire to provide excellent handling and durability while maintaining proper load capacity



rotate\_left\_arrow 3d\_rotation



---

Specifications

Manufacturer Item Number

**360440**

Make

**TOYO**

Model

**OPEN COUNTRY M/T**

Display Name

**LT235/85R16 E OPEN COUNTRY M/T**

Sidewall

**BSW**

Section Width

**235**

Aspect Ratio

**85**

Rim Size

**16**

Overall Diameter

**32**

Load Rating (Single/Double)

**120/116**

Speed Rating

**P**

Ply Rating

**10**

**Load Capacity Single**

**3042 lbs**

Load Capacity Dual

**2778 lbs**

Max Inflation Pressure

**80 psi**

Weight

**51.8 lbs**

Approved Rim Width

**6.0-7.5**

Measuring Rim Width

6.5

Overall Width

9.4

Tread Depth

18.4

Revolutions Per Mile

648 rpm

---

## Other Sizes

Item Number	Size	Load Rating	Speed Rating	Ply Rating	UTQG
#360490	31X10.50R15LT	109	Q	6	N/A
#360470	33X10.50R15LT	114	P	6	N/A
#360100	33X12.50R15LT	108	P	6	N/A
#360760	33X12.50R17LT	120	Q	10	N/A
#360340	33x12.50R18LT	118	Q	10	N/A
#360810	33X12.50R18LT	122	Q	12	N/A
#360330	33X12.50R20LT	114	Q	10	N/A
#360830	33X12.50R20LT	119	Q	12	N/A
#360520	33X12.50R22LT	109	Q	10	N/A
#360840	33X12.50R22LT	114	Q	12	N/A
#360290	33X13.50R15LT	109	Q	6	N/A
#361270	35X11.50R20LT	124	Q	10	N/A
#360310	35x12.50R17LT	125	Q	10	N/A
#360090	35X12.50R18	123	Q	10	N/A
#360820	35X12.50R18LT	128	Q	12	N/A
#360800	35X12.50R20	125	Q	12	N/A
#360240	35x12.50R20LT	121	Q	10	N/A
#360850	35X12.50R22	121	Q	12	N/A

#360540	35X12.50R22LT	117	Q	10	N/A
#361000	35X13.50R15LT	114	Q	6	N/A
#360860	35X13.50R20LT	126	Q	12	N/A
#361280	35X15.50R20LT	127	Q	10	N/A
#360770	37X12.50R17LT	124	Q	8	N/A
#360750	37X12.50R20LT	126	Q	10	N/A
#361050	37X12.50R22LT	127	Q	12	N/A
#360270	37X13.50R17LT	131	Q	10	N/A
#369270	37X13.50R17LT	131	Q	N/A	N/A
#360300	37X13.50R18LT	124	Q	8	N/A
#360220	37X13.50R20LT	127	Q	10	N/A
#361160	37X13.50R22	128	Q	12	N/A
#360210	37X13.50R22LT	123	Q	10	N/A
#360350	37X13.50R24LT	120	Q	10	N/A
#361070	37X13.50R26LT	114	Q	10	N/A
#360260	37X14.50R15LT	120	Q	6	N/A
#360380	38X13.50R18LT	126	Q	8	N/A
#360390	38X13.50R20LT	124	Q	8	N/A
#360250	38X14.50R16LT	129	Q	8	N/A
#360180	38x15.50R18LT	128	Q	8	N/A
#360190	38X15.50R20LT	125	Q	8	N/A
#360980	38X15.50R22LT	128	Q	10	N/A
#361010	40X13.50R17LT	121	Q	6	N/A
#360370	40X15.50R20LT	130	Q	8	N/A
#360200	40X15.50R22LT	127	Q	8	N/A
#360680	40X15.50R24LT	128	P	10	N/A
#360970	40X15.50R26LT	126	Q	10	N/A
#361190	42X15.50R26LT	126	Q	8	N/A
#360450	LT245/75R16	120/116	P	10	N/A
#360790	LT255/75R17	111/108	Q	6	N/A

#361110	LT255/80R17	121/118	Q	10	N/A
#360460	LT255/85R16	123/120	P	10	N/A
#360130	LT265/70R17	121	P	10	N/A
#361090	LT265/70R18	114/121	Q	10	N/A
#360320	LT265/75R16	123	P	10	N/A
#360670	LT275/55R20	115/112	P	8	N/A
#360620	LT275/65R18	123/120	P	10	N/A
#360410	LT275/65R20	126	P	10	N/A
#360120	LT275/70R18	125	P	10	N/A
#361040	LT285/60R20	125/122	Q	10	N/A
#361300	LT285/65R18	125/122	Q	10	N/A
#360170	LT285/70R16	114	P	6	N/A
#360650	LT285/70R17	121/118	P	10	N/A
#361100	LT285/70R17	116/113	Q	6	N/A
#360590	LT285/70R18	127/124	Q	10	N/A
#360280	LT285/75R16	126	P	10	N/A
#360430	LT285/75R17	121	P	10	N/A
#361310	LT285/75R17	117/114	Q	6	N/A
#360420	LT285/75R18	129	P	10	N/A
#360610	LT295/55R20	123/120	P	10	N/A
#361130	LT295/55R22	125/122	Q	10	N/A
#360660	LT295/60R20	126/123	P	10	N/A
#360630	LT295/65R20	129/126	P	10	N/A
#360360	LT295/70R17	128	P	10	N/A
#360640	LT295/70R18	129/126	P	10	N/A
#360870	LT305/55R20	125/122	Q	12	N/A
#361140	LT305/65R18	128/125	Q	12	N/A
#360110	LT305/70R16	124	P	10	N/A
#360510	LT315/60R20	125	Q	10	N/A

#360780	LT315/70R17	121/118	Q	10	N/A
#361150	LT315/70R17	113/110	Q	6	N/A
#360560	LT315/70R18	127/124	Q	10	N/A
#360230	LT315/75R16	127	Q	10	N/A
#360880	LT325/50R22	122	Q	10	N/A
#361120	LT325/50R22	127	Q	12	N/A
#361170	LT375/40R24	126	Q	12	N/A
#361290	LT375/45R22	128	Q	12	N/A
#360480	LT385/70R16	130	Q	8	N/A

---

## **TOYO TIRES®**

All-Season Mud-Terrain Passenger Light Truck tire.

### FEATURES

- Aggressive tread design with hook-shaped blocks
- Open, scalloped shoulder blocks
- Over-the-shoulder tread
- Deep siping in the tread blocks
- High turn-up, 3-ply polyester casing
- Toyo Tires' Limited Warranty
- 500 Mile Trial Offer

### BENEFITS

- Delivers excellent off-road traction and great on-road performance
- Bite into the ground and help to eject mud, snow, and rocks while maintaining off-road traction
- Provides additional forward traction in deep mud and snow
- Help maintain grip on wet surfaces
- Strengthens tire to provide excellent handling and durability while maintaining proper load capacity



rotate\_left\_arrow 3d\_rotation



---

## Specifications

Manufacturer Item Number

360450

Make

TOYO

Model

OPEN COUNTRY M/T

Display Name

LT245/75R16 E OPEN COUNTRY M/T

Sidewall

BSW

Section Width

245

Aspect Ratio

75

Rim Size

16

Overall Diameter

30.7

Load Rating (Single/Double)

120/116

Speed Rating

P

Ply Rating

10

Load Capacity Single

3042 lbs

Load Capacity Dual

2778 lbs

Max Inflation Pressure

80 psi

Weight

51.8 lbs

Approved Rim Width

6.5-8.0

Measuring Rim Width

7.0

Overall Width

9.9

Tread Depth

18.4

Revolutions Per Mile

674 rpm

## Other Sizes

Item Number	Size	Load Rating	Speed Rating	Ply Rating	UTQG
#360490	31X10.50R15LT	109	Q	6	N/A
#360470	33X10.50R15LT	114	P	6	N/A
#360100	33X12.50R15LT	108	P	6	N/A
#360760	33X12.50R17LT	120	Q	10	N/A
#360340	33x12.50R18LT	118	Q	10	N/A
#360810	33X12.50R18LT	122	Q	12	N/A
#360330	33X12.50R20LT	114	Q	10	N/A
#360830	33X12.50R20LT	119	Q	12	N/A
#360520	33X12.50R22LT	109	Q	10	N/A
#360840	33X12.50R22LT	114	Q	12	N/A
#360290	33X13.50R15LT	109	Q	6	N/A
#361270	35X11.50R20LT	124	Q	10	N/A
#360310	35x12.50R17LT	125	Q	10	N/A
#360090	35X12.50R18	123	Q	10	N/A
#360820	35X12.50R18LT	128	Q	12	N/A
#360800	35X12.50R20	125	Q	12	N/A
#360240	35x12.50R20LT	121	Q	10	N/A
#360850	35X12.50R22	121	Q	12	N/A

#360540	35X12.50R22LT	117	Q	10	N/A
#361000	35X13.50R15LT	114	Q	6	N/A
#360860	35X13.50R20LT	126	Q	12	N/A
#361280	35X15.50R20LT	127	Q	10	N/A
#360770	37X12.50R17LT	124	Q	8	N/A
#360750	37X12.50R20LT	126	Q	10	N/A
#361050	37X12.50R22LT	127	Q	12	N/A
#360270	37X13.50R17LT	131	Q	10	N/A
#369270	37X13.50R17LT	131	Q	N/A	N/A
#360300	37X13.50R18LT	124	Q	8	N/A
#360220	37X13.50R20LT	127	Q	10	N/A
#361160	37X13.50R22	128	Q	12	N/A
#360210	37X13.50R22LT	123	Q	10	N/A
#360350	37X13.50R24LT	120	Q	10	N/A
#361070	37X13.50R26LT	114	Q	10	N/A
#360260	37X14.50R15LT	120	Q	6	N/A
#360380	38X13.50R18LT	126	Q	8	N/A
#360390	38X13.50R20LT	124	Q	8	N/A
#360250	38X14.50R16LT	129	Q	8	N/A
#360180	38x15.50R18LT	128	Q	8	N/A
#360190	38X15.50R20LT	125	Q	8	N/A
#360980	38X15.50R22LT	128	Q	10	N/A
#361010	40X13.50R17LT	121	Q	6	N/A
#360370	40X15.50R20LT	130	Q	8	N/A
#360200	40X15.50R22LT	127	Q	8	N/A
#360680	40X15.50R24LT	128	P	10	N/A
#360970	40X15.50R26LT	126	Q	10	N/A
#361190	42X15.50R26LT	126	Q	8	N/A
#360440	LT235/85R16	120/116	P	10	N/A
#360790	LT255/75R17	111/108	Q	6	N/A

#361110	LT255/80R17	121/118	Q	10	N/A
#360460	LT255/85R16	123/120	P	10	N/A
#360130	LT265/70R17	121	P	10	N/A
#361090	LT265/70R18	114/121	Q	10	N/A
#360320	LT265/75R16	123	P	10	N/A
#360670	LT275/55R20	115/112	P	8	N/A
#360620	LT275/65R18	123/120	P	10	N/A
#360410	LT275/65R20	126	P	10	N/A
#360120	LT275/70R18	125	P	10	N/A
#361040	LT285/60R20	125/122	Q	10	N/A
#361300	LT285/65R18	125/122	Q	10	N/A
#360170	LT285/70R16	114	P	6	N/A
#360650	LT285/70R17	121/118	P	10	N/A
#361100	LT285/70R17	116/113	Q	6	N/A
#360590	LT285/70R18	127/124	Q	10	N/A
#360280	LT285/75R16	126	P	10	N/A
#360430	LT285/75R17	121	P	10	N/A
#361310	LT285/75R17	117/114	Q	6	N/A
#360420	LT285/75R18	129	P	10	N/A
#360610	LT295/55R20	123/120	P	10	N/A
#361130	LT295/55R22	125/122	Q	10	N/A
#360660	LT295/60R20	126/123	P	10	N/A
#360630	LT295/65R20	129/126	P	10	N/A
#360360	LT295/70R17	128	P	10	N/A
#360640	LT295/70R18	129/126	P	10	N/A
#360870	LT305/55R20	125/122	Q	12	N/A
#361140	LT305/65R18	128/125	Q	12	N/A
#360110	LT305/70R16	124	P	10	N/A
#360510	LT315/60R20	125	Q	10	N/A

#360780	LT315/70R17	121/118	Q	10	N/A
#361150	LT315/70R17	113/110	Q	6	N/A
#360560	LT315/70R18	127/124	Q	10	N/A
#360230	LT315/75R16	127	Q	10	N/A
#360880	LT325/50R22	122	Q	10	N/A
#361120	LT325/50R22	127	Q	12	N/A
#361170	LT375/40R24	126	Q	12	N/A
#361290	LT375/45R22	128	Q	12	N/A
#360480	LT385/70R16	130	Q	8	N/A

---



## Firestone

OTR Super Ground Grip / Super Ground Grip Loader Dozer Bias E-2/L-2 tire with a Directional Tread Design for Earthmover, Loader/Dozer and Grader Applications. Offers Exceptional Flotation and Traction in soft Soil or Mud Environments.

### FEATURES

- Self-cleaning tread design
- Directional tread pattern

### BENEFITS

- For exceptional flotation and traction in soft soils or mud



---

## Specifications

Manufacturer Item Number

408492

Make

FIRESTONE

Model

SUPER GROUND GRIP/SUPER GROUND GRIP LOADER/DOZER E-2/L-2

Display Name

20.5-25 H (SMALL TL) SGG LD L-2

TRA Code

L-2

Rim Size

25

Inch Width

20.5

Overall Diameter

58.5

Ply Rating

16

Weight

350 lbs

Overall Width

21

Tread Depth

35

Revolutions Per Mile

359 rpm

UPC

092971007553

## Other Sizes

Item Number	Size	Load Rating	Speed Rating	Ply Rating	UTQG
#425248	15.5-25	N/A	N/A	12	N/A
#425265	15.5-25	N/A	N/A	12	N/A
#425129	17.5-25	N/A	N/A	12	N/A
#425180	17.5-25	N/A	N/A	16	N/A
#429243	17.5-25	N/A	N/A	20	N/A
#405175	20.5-25	N/A	N/A	12	N/A

#410713	20.5-25	N/A	N/A	20	N/A
#404969	23.5-25	N/A	N/A	20	N/A
#405183	23.5-25	N/A	N/A	12	N/A
#405221	23.5-25	N/A	N/A	16	N/A
#405272	26.5-25	N/A	N/A	20	N/A
#404810	29.5-25	N/A	N/A	22	N/A

## Firestone

OTR Super Ground Grip Road Builder Bias tire Specially Designed for Grader Applications Using Regular 5-Degree Bead Taper Rims.

### FEATURES

- Directional tread design
- Self-cleaning tread
- Enhanced sidewall compounds
- Bridgestone/Firestone Off Road Tire Company Limited Warranty
- Bridgestone/Firestone Off Road Tire Company Limited Warranty - Canada

### BENEFITS

- For graders using regular 5-degree bead taper rims
- Provides excellent traction and slip resistance
- Provide long life and resist scuffing



---

## Specifications

Manufacturer Item Number

425214

Make

FIRESTONE

FIRES TONE

Model

SGG RB (G-2, G-2/L-2)

Display Name

14.00-24 F (SMALL TL) SGG RB G-2

TRA Code

G-2

Rim Size

24

Inch Width

14

Overall Diameter

53.2

Ply Rating

12

Weight

180 lbs

Overall Width

15.2

Tread Depth

31

Revolutions Per Mile

391 rpm

UPC

092971143879

---

Other Sizes

Item Number	Size	Load Rating	Speed Rating	Ply Rating	UTQG
#406465	13.00-24	N/A	N/A	12	N/A
#406546	13.00-24	N/A	N/A	10	N/A
#406635	13.00-24	N/A	N/A	12	N/A
#406678	13.00-24	N/A	N/A	8	N/A

#406694	13.00-24	N/A	N/A	10	N/A
#425146	13.00-24	N/A	N/A	12	N/A
#425163	13.00-24	N/A	N/A	16	N/A
#429209	13.00-24	N/A	N/A	12	N/A
#406473	14.00-24	N/A	N/A	12	N/A
#406554	14.00-24	N/A	N/A	10	N/A
#406643	14.00-24	N/A	N/A	12	N/A
#406651	14.00-24	N/A	N/A	16	N/A
#406708	14.00-24	N/A	N/A	10	N/A
#417564	14.00-24	N/A	N/A	12	N/A
#425384	14.00-24	N/A	N/A	16	N/A
#406406	15.5-25	N/A	N/A	12	N/A
#406430	15.5-25	N/A	N/A	8	N/A
#405310	16.00-24	N/A	N/A	12	N/A
#408972	16.00-24	N/A	N/A	16	N/A
#426149	16.00-24	N/A	N/A	12	N/A
#426166	16.00-24	N/A	N/A	16	N/A
#406414	17.5-25	N/A	N/A	12	N/A

---

340/85R24 (13.6R24) TL TDR850

email



Radial R-1W Rear Agricultural Tractor Tires.

#### FEATURES

- Designed with a unique mud breaker

#### BENEFITS

- High traction
- Low soil compaction



---

## Specifications

Manufacturer Item Number

3001040087

Make

ASCENSO

Model

TDR850

Display Name

340/85R24 (13.6R24) TL TDR850

TRA Code

R-1W

Sidewall

BSW

Section Width

340

Aspect Ratio

85

Rim Size

24

Overall Diameter

46.8

Load Rating (Single/Double)

125

Speed Rating

D

Load Capacity Single

3990@25MPH lbs

Max Inflation Pressure

23 psi

Weight

135 lbs

Overall Width

13.9

Tread Depth

54

Rolling Circumference

139.9

---

Other Sizes

Item Number	Size	Load Rating	Speed Rating	Ply Rating	UTQG
#3001040081	280/85R24	115	D	N/A	N/A
#3001040082	280/85R28	118	D	N/A	N/A
#3001040083	320/85R24	122	D	N/A	N/A
#3001040084	320/85R28	124	D	N/A	N/A
#3001040085	320/85R32	126	D	N/A	N/A
#3001040086	320/85R36	128	D	N/A	N/A
#3001040088	340/85R28	127	D	N/A	N/A
#3001040089	340/85R36	132	D	N/A	N/A
#3001040090	380/85R24	131	D	N/A	N/A
#3001040091	380/85R28	133	D	N/A	N/A
#3001040092	420/85R24	137	D	N/A	N/A
#3001040093	420/85R28	139	D	N/A	N/A
#3001040094	420/85R30	140	D	N/A	N/A
#3001040095	420/85R34	142	D	N/A	N/A
#3001040096	420/85R38	144	D	N/A	N/A
#3001040097	460/85R30	145	D	N/A	N/A
#3001040098	460/85R34	147	D	N/A	N/A
#3001040099	460/85R38	149	D	N/A	N/A
#3001040101	520/85R38	155	D	N/A	N/A
#3001040103	520/85R42	157	D	N/A	N/A

---

**Continental**   
The Future in Motion

 OFF-ROAD

# Conti Terra HD3 19.5" Off-Road Drive

Applications: Off-road severe service drive position.



Legend:

<b>3G</b> 3G Casing	SmartWay Verified	Intelligent Tire	Retread Available
------------------------	-------------------	------------------	-------------------

PRODUCT FEATURES ABOVE ONLY APPLY TO PRODUCTS IF THE MATCHING ICON IS DARKENED.

# Conti Terra HD3

## 19.5" Off-Road Drive

GOODS OFF-HIGHWAY CONSTRUCTION



### PRODUCT DATA



TIRE SIZE	LOAD RANGE	ARTICLE NUMBER	TREAD DEPTH (32nds)	MAX SPEED (MPH)	STATIC LOADED RADIUS		OVERALL INFLATED DIAMETER		OVERALL INFLATED WIDTH		LOADED SECTION WIDTH		APPROVED RIM(S)	MINIMUM DUAL SPACING		REVS PER UNIT		TIRE WEIGHT		MAX. LOAD @ INFLATION	
					IN	MM	IN	MM	IN	MM	IN	MM		IN	MM	IN	MM	MI	KM	LB	KG
225/70R19.5*	G	05260080000	19	75	15.4	390	32.3	821	8.6	218	9.4	239	6.00, 6.75	10.0	254	640	398	67	30	3970, 110 (1800, 760)	3750, 110 (1700, 760)
245/70R19.5*	H	05260070000	19	75	15.6	395	33.3	845	9.7	245	10.3	262	7.50, 6.75	11.0	279	622	387	82	37	4940, 120 (2240, 830)	4675, 120 (2120, 830)

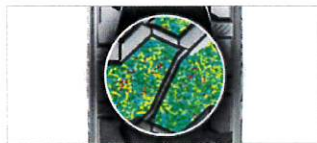
TUBELESS TIRES ON 15 DEGREE DROP CENTER RIMS

Note - Rim listed first is the measuring rim. Minimum Dual Spacing calculated without chains. \* - ECE Certified. # - Exceeding the lawful speed limit is neither recommended nor endorsed. Overall widths will change 0.1 inch (2.5 mm) for each 1/4 inch change in rim width. Minimum dual spacing should be adjusted accordingly. Continental Tire the Americas, LLC reserves the right to change product specifications at any time without notice or obligations. Please consult rim manufacturers load and inflation limits. Never exceed rim manufacturers limits without permission of component manufacturer.

### Features & Benefits



**Aggressive 19/32" open shoulder tread design** provides outstanding traction in off road conditions.



Technologically **advanced cut/tear resistant tread compound** to provide long removal miles.



**Circumferential protection rib** engineered to withstand severe off road terrain.



**Scuff rib** to protect against curbing, cuts and abrasions.

**Applications:** Off-road severe service drive position.



High-Speed Trailer tire Optimized for Larger Bias Trailer tires. Best Used For: All Purpose, Boat, Cargo, Horse and Livestock, Recreational Vehicles (RV), Specialty Trailer, Towable Utilities.

#### FEATURES

- Tread and contour
- Radius groove
- Wide shoulder lugs

#### BENEFITS

- Designed to increase endurance, reduce heat build-up and maintain even wear for extended tread life
- Reduce risk of tread/groove cracking



---

## Specifications

Manufacturer Item Number

6H01441

038244082162

Make

CARLISLE

Model

SPORT TRAIL LH (TIRE ONLY)

Display Name

ST205/90D15 D SPORT TRAIL LH (TIRE ONLY) (TRAILER USE ONLY)

Sidewall

BSW

Section Width

205

Aspect Ratio

90

Rim Size

15

Overall Diameter

29.4

Ply Rating

8

Load Capacity Single

2600 lbs

Max Inflation Pressure

65 psi

Overall Width

8

Tread Depth

12

UPC

038244082162

## Other Sizes

Item Number	Size	Load Rating	Speed Rating	Ply Rating	UTQG
#6H01291	4.80-12	N/A	N/A	4	N/A

#6H01301	4.80-12	N/A	N/A	6	N/A
#607661	5.30-12	N/A	N/A	4	N/A
#6H01381	5.30-12	N/A	N/A	6	N/A
#6H01391	5.30-12	N/A	N/A	4	N/A
#6H03311	7.00-15	N/A	N/A	8	N/A
#6H01361	ST175/80D13	N/A	N/A	6	N/A
#6H01581	ST175/80D13	N/A	N/A	4	N/A
#6H01371	ST185/80D13	N/A	N/A	6	N/A
#6H02231	ST185/80D13	N/A	N/A	8	N/A
#6H01351	ST205/75D14	N/A	N/A	6	N/A
#6H01231	ST205/75D15	N/A	N/A	6	N/A
#6H01451	ST205/85D14.5	N/A	N/A	12	N/A
#6H01421	ST215/75D14	N/A	N/A	6	N/A
#6H01401	ST225/75D15	N/A	N/A	6	N/A
#6H01411	ST225/75D15	N/A	N/A	8	N/A
#6H01431	ST225/90D16	N/A	N/A	10	N/A

---



Lawn and Garden/Golf - Outdoor Power Equipment Turf tire. An Ideal Choice for Professional Users Requiring the Highest Performance and Dependability from their Equipment. Non-Highway Service (NHS).

FEATURES

- Commercial grade
- Contoured shoulder protection
- Deep tread lugs in profile
- Commonly found on ZTRs, professional grade mowers

BENEFITS

- Extremely durable tread compound
- For optimized stability and traction



rotate\_left rotate\_right arrow 3d\_rotation



---

## Specifications

Manufacturer Item Number

6L09091

Make

CARLISLE

Model

TURF MASTER

Display Name

18X7.50-8 B TURF MASTER

Sidewall

BSW

Rim Size

8

Inch Width

7.5

Diameter

18

Overall Diameter

17.9

Ply Rating

4

Load Capacity Single

805 lbs

Max Inflation Pressure

24 psi

Weight

10 lbs

Measuring Rim Width

5.38

Overall Width

7.25

Other Sizes

Item Number	Size	Load Rating	Speed Rating	Ply Rating	UTQG
#5110001	13X5.00-6	N/A	N/A	4	N/A
#5112491	13X6.50-6	N/A	N/A	4	N/A
#5112521	15X6.00-6	N/A	N/A	4	N/A
#486001	15X6.50-8	N/A	N/A	2	N/A
#5112531	15X6.50-8	N/A	N/A	2	N/A
#6L03071	15X6.50-8	N/A	N/A	4	N/A
#440081	16X6.50-8	N/A	N/A	2	N/A
#474141	16X6.50-8	N/A	N/A	2	N/A
#5114011	16X6.50-8	N/A	N/A	4	N/A
#511495	16X6.50-8	N/A	N/A	2	N/A
#5114951	16X6.50-8	N/A	N/A	2	N/A
#5114021	16X7.50-8	N/A	N/A	4	N/A
#5114171	18X6.50-8	N/A	N/A	4	N/A
#452831	18X8.50-8	N/A	N/A	4	N/A
#5114041	18X8.50-8	N/A	N/A	4	N/A
#511404	18X8.5-8	N/A	N/A	4	N/A
#511413	18X9.50-8	N/A	N/A	4	N/A
#5114131	18X9.50-8	N/A	N/A	4	N/A
#5114051	20.10.00-8	N/A	N/A	4	N/A
#5114151	20X10.00-10	N/A	N/A	2	N/A
#511416	20X10.00-10	N/A	N/A	4	N/A
#5114161	20X10.00-10	N/A	N/A	4	N/A
#6L07411	20X10.00-10	N/A	N/A	6	N/A
#333631	20X10.00-8	N/A	N/A	2	N/A
#511405	20X10.00-8	N/A	N/A	4	N/A
#6L09161	20X12.00-10	N/A	N/A	2	N/A
#511257	20X12-10	N/A	N/A	4	N/A
#5114271	20X7.00-10	N/A	N/A	4	N/A
#5114281	20X8.00-10	N/A	N/A	4	N/A

#6L09121	20X8.00-8	N/A	N/A	2	N/A
#511256	22X10.00-10	N/A	N/A	4	N/A
#511426	22X10.50-12	N/A	N/A	4	N/A
#5114261	22X10.50-12	N/A	N/A	4	N/A
#341981	22X11.00-10	N/A	N/A	2	N/A
#474111	22X11.00-10	N/A	N/A	4	N/A
#511254	22X11.00-10	N/A	N/A	2	N/A
#511255	22X11.00-10	N/A	N/A	4	N/A
#5112551	22X11.00-10	N/A	N/A	4	N/A
#511433	22X9.50-12	N/A	N/A	4	N/A
#5114331	22X9.50-12	N/A	N/A	4	N/A
#511407	23X10.50-12	N/A	N/A	2	N/A
#511408	23X10.50-12	N/A	N/A	4	N/A
#5114081	23X10.50-12	N/A	N/A	4	N/A
#511419	23X8.50-12	N/A	N/A	4	N/A
#511406	23X9.50-12	N/A	N/A	4	N/A
#6L08381	23X9.50-12	N/A	N/A	4	N/A
#418111	24X12.00-12	N/A	N/A	4	N/A
#435241	24X12.00-12	N/A	N/A	4	N/A
#479161	24X12.00-12	N/A	N/A	4	N/A
#511409	24X12.00-12	N/A	N/A	4	N/A
#5114091	24X12.00-12	N/A	N/A	4	N/A
#511434	24X9.50-12	N/A	N/A	4	N/A
#6L08371	24X9.50-12	N/A	N/A	4	N/A

---



Agricultural Farm Specialist Tractor Bias tire.

#### FEATURES

- Multi-angled, curved lug bars
- Longer continuity of lug bars in contact path
- Strong and sturdy body plies
- Cut and crack-resistance tread compound

#### BENEFITS

- For improved traction and self-cleaning
- For increased rider comfort
- For longer service durability, even on haulage
- For longer service life



---

## Specifications

Manufacturer Item Number

6X17453

Make

CARLISLE

Model

FARM SPECIALIST TB

Display Name

13.6-24 D TL FARM SPECIALIST TRACTOR BIAS

TRA Code

R-1

Sidewall

BSW

Rim Size

24

Inch Width

13.6

Overall Diameter

47.6

Ply Rating

8

Load Capacity Single

3080@25MPH lbs

Max Inflation Pressure

28 psi

Weight

108 lbs

Measuring Rim Width

12

Overall Width

13.6

Rolling Circumference

140

---

Other Sizes

Item Number	Size	Load Rating	Speed Rating	Ply Rating	UTQG
#6X17353	11.2-24	N/A	N/A	8	N/A
#6X12343	11.2-28	118/114	A6/A8	8	N/A
#6X17363	12.4-24	N/A	N/A	8	N/A
#6X12353	12.4-28	123/120	A6/A8	8	N/A
#6X12423	12.4-38	127/123	A6/A8	8	N/A
#6X17373	14.9-24	N/A	N/A	8	N/A
#6X12373	14.9-28	130/126	A6/A8	8	N/A
#6X17383	16.9-24	N/A	N/A	8	N/A
#6X12453	16.9-30	144/140	A6/A8	12	N/A
#6X17393	7-16	N/A	N/A	6	N/A
#6X12493	8.3-20	101/98	A6/A8	8	N/A
#6X17403	8-16	N/A	N/A	6	N/A
#6X17413	9.5-16	N/A	N/A	6	N/A
#6X12283	9.5-24	112/108	A6/A8	8	N/A

---



Industrial Road Roller tire for Paving Equipment.

#### FEATURES

- Heat resistant design using nylon fabric panels
- Note: For 7.50-15 size tube type, use 5 degree flat base rim. For 8.5/90-15K tubeless, 5 d

#### BENEFITS

- Superior heat resistance



---

## Specifications

Manufacturer Item Number

60127

Make

CARLISLE

Model

ROAD ROLLER

ROAD ROLLER

Display Name

7.50-15NHS F TT ROAD ROLLER

Rim Size

15

Inch Width

7.5

Overall Diameter

30.9

Ply Rating

12

Load Capacity Single

5860 lbs

Max Inflation Pressure

110 psi

Weight

44.7 lbs

Overall Width

8.6

UPC

33259108975

---

### Other Sizes

Item Number	Size	Load Rating	Speed Rating	Ply Rating	UTQG
#58R252	7.50-15	N/A	N/A	12	N/A
#58R256	7.50-15	N/A	N/A	N/A	N/A
#58R2E1	7.50-15	N/A	N/A	14	N/A
#60128	7.50-15NHS	N/A	N/A	14	N/A
#60130	8.5/90-15	N/A	N/A	6	N/A
#58R3A2	8.5/90-15K	N/A	N/A	6	N/A

---



Lawn and Garden/Golf Bias tire Commonly found on Landscaping Equipment with Minimal Compaction such as Golf Course Lawn Mowers.

#### FEATURES

- Ample tread depth
- Balanced profile
- Non-Highway Service (NHS) tires

#### BENEFITS

- For extra traction and extended tire life
- For equal pressure distribution



---

## Specifications

Manufacturer Item Number

5753331

Make

CARLISLE

Model

TURF TRAC R/S

Display Name

11X4.00-5 TURF TRAC R/S

Rim Size

5

Inch Width

4

Diameter

11

Overall Diameter

10.6

Ply Rating

2

Load Capacity Single

210 lbs

Max Inflation Pressure

22 psi

Weight

2.4 lbs

Overall Width

4

Tread Depth

22

UPC

33259170354

## Other Sizes

Item Number	Size	Load Rating	Speed Rating	Ply Rating	UTQG
#575333	11X4.00-5	N/A	N/A	N/A	N/A

#575334	13X5.00-6	N/A	N/A	N/A	N/A
#6L02671	13X5.00-6	N/A	N/A	N/A	N/A
#575303	13X6.50-6	N/A	N/A	N/A	N/A
#575319	15X6.00-6	N/A	N/A	N/A	N/A
#5753191	15X6.00-6	N/A	N/A	4	N/A
#575345	15X6.00-6	N/A	N/A	N/A	N/A
#5753451	15X6.00-6	N/A	N/A	N/A	N/A
#575304	16X6.50-8	N/A	N/A	4	N/A
#575326	16X6.50-8	N/A	N/A	N/A	N/A
#575349	16X7.50-8	N/A	N/A	N/A	N/A
#575317	18X6.50-8	N/A	N/A	N/A	N/A
#575324	18X6.50-8	N/A	N/A	8	N/A
#575335	18X6.50-8	N/A	N/A	2	N/A
#560451	18X7.50-8	N/A	N/A	N/A	N/A
#575330	18X8.50-8	N/A	N/A	2	N/A
#575331	18X8.50-8	N/A	N/A	4	N/A
#5753311	18X8.50-8	N/A	N/A	4	N/A
#575346	18X9.50-8	N/A	N/A	N/A	N/A
#575399	18X9.50-8	N/A	N/A	N/A	N/A
#50D325	20X10.00-10	N/A	N/A	2	N/A
#50D362	20X10.00-10	N/A	N/A	4	N/A
#575341	20X10.00-8	N/A	N/A	4	N/A
#5753411	20X10.00-8	N/A	N/A	4	N/A
#575384	20X10.00-8	N/A	N/A	2	N/A
#575389	20X10.00-8	N/A	N/A	N/A	N/A
#575315	20X12.00-10	N/A	N/A	4	N/A
#5753151	20X12.00-10	N/A	N/A	4	N/A
#575318	20X8.00-10	N/A	N/A	N/A	N/A
#575359	20X8.00-8	N/A	N/A	N/A	N/A
#50D397	22.5X10.00-8	N/A	N/A	N/A	N/A

#5753871	22.5X10.00-8	N/A	N/A	4	N/A
#5753B7	22.5X10.00-8	N/A	N/A	4	N/A
#5753B71	22.5X10.00-8	N/A	N/A	4	N/A
#560385	22.5x10.50-8	N/A	N/A	2	N/A
#599020	22X11.00-8	N/A	N/A	N/A	N/A
#5753N11	22X9.50-10	N/A	N/A	4	N/A
#5753N1	22X9.5-10	N/A	N/A	4	N/A
#575309	23X10.50-12	N/A	N/A	2	N/A
#575367	23X10.50-12	N/A	N/A	4	N/A
#5753671	23X10.50-12	N/A	N/A	4	N/A
#575301	23X8.50-12	N/A	N/A	N/A	N/A
#575327	23X8.50-12	N/A	N/A	2	N/A
#575328	23X9.50-12	N/A	N/A	2	N/A
#5753A6	24X12.00-10	N/A	N/A	4	N/A
#5753A61	24X12.00-10	N/A	N/A	4	N/A
#575390	24X12.00-12	N/A	N/A	6	N/A
#5753P2	24X9.50-10	N/A	N/A	4	N/A
#50D317	25X12.00-9	N/A	N/A	N/A	N/A
#50D373	25X12.00-9	N/A	N/A	N/A	N/A
#50D3T7	25X12.00-9	N/A	N/A	4	N/A
#50D363	26X12.00-12	N/A	N/A	10	N/A
#6L02651	6X6.50-8	N/A	N/A	4	N/A

## **GALAXY**

Industrial Bias Forklift tire designed to operate in the Most Demanding Conditions.

### FEATURES

- Engineered with a heavy duty construction
- Wide, flat tread profile
- More land and higher tread depth

### BENEFITS

- To resist abrasions, punctures and impacts
- Provides excellent stability in forklift applications
- Gives better tire life and traction compared to Yardmaster



---

## Specifications

Manufacturer Item Number

256039

Make

GALAXY

Model

YARDMASTER ULTRA

Display Name

6.00-9 E TT YARDMASTER ULTRA

TRA Code

IND1/3

Sidewall

BSW

Rim Size

9

Inch Width

6

Overall Diameter

21.4

Ply Rating

10

Load Capacity Single

3710@10MPH lbs

Max Inflation Pressure

125 psi

Weight

23 lbs

Measuring Rim Width

4.0

Overall Width

6.5

Tread Depth

20

Rolling Circumference

61

---

## Other Sizes

Item Number	Size	Load Rating	Speed Rating	Ply Rating	UTQG
#256322	10.00-20	N/A	N/A	16	N/A
#256330	1100-20	N/A	N/A	16	N/A
#256336	12.00-20	N/A	N/A	20	N/A
#256338	12.00R20	N/A	N/A	28	N/A
#256800	18X7-8	N/A	N/A	16	N/A
#256801	21X8-9	N/A	N/A	14	N/A
#256055	23X9-10	N/A	N/A	18	N/A
#256178	250-15	N/A	N/A	16	N/A
#256180	250-15	N/A	N/A	20	N/A
#256083	27X10-12	N/A	N/A	16	N/A
#256091	27X10-12	N/A	N/A	24	N/A
#256814	28X12.5-15	N/A	N/A	20	N/A
#256134	28X9-15	N/A	N/A	14	N/A
#256802	300-15	N/A	N/A	20	N/A
#256815	32X12.1-15	N/A	N/A	20	N/A
#256829	32X12.1-15	N/A	N/A	24	N/A
#256826	4.00-8	N/A	N/A	8	N/A
#256021	5.00-8	N/A	N/A	10	N/A
#256050	6.50-10	N/A	N/A	12	N/A
#256039A0171	600-9	N/A	N/A	10	N/A
#256040	600-9	N/A	N/A	12	N/A
#256049	650-10	N/A	N/A	10	N/A
#256079	7.00-12	N/A	N/A	12	N/A
#256121	7.00-15	N/A	N/A	12	N/A
#256127	7.50-15	N/A	N/A	12	N/A
#256210	7.50-16	N/A	N/A	16	N/A
#256137	8.25-15	N/A	N/A	14	N/A

#256136	825-15	N/A	N/A	12	N/A
#256313	9.00-20	N/A	N/A	14	N/A

---



## **GALAXY**

OTR Bias G-2/L-2 tire Designed for Multiple Uses such as Telehandler, Grader and Loader.

### FEATURES

- Unique tread design
- Center block design
- Robust sidewall construction
- Open shoulder
- Heat resistant compound

### BENEFITS

- For long, even wear on both hard and soft surfaces
- Provide a smooth ride
- For increased stability on slopes and to support increased loads
- For traction and self cleaning in soft conditions



---

Specifications

Manufacturer Item Number

287451

Make

GALAXY

Model

MPC G-2/L-2

Display Name

15.5-25 F TL MPC G-2/L-2

TRA Code

G-2/L-2

Sidewall

BSW

Rim Size

25

Inch Width

15.5

Overall Diameter

50.3

Ply Rating

12

Load Capacity Single

12300 lbs

Max Inflation Pressure

58 psi

Weight

158 lbs

Overall Width

15.4

Tread Depth

31

Rolling Circumference

148.2

## Other Sizes

Item Number	Size	Load Rating	Speed Rating	Ply Rating	UTQG
#287407	13.00-24	N/A	N/A	12	N/A
#287411	14.00-24	N/A	N/A	12	N/A
#287413	14.00-24	N/A	N/A	16	N/A
#287458	17.5-25	N/A	N/A	16	N/A
#287468	20.5-25	N/A	N/A	16	N/A
#287477	23.5-25	N/A	N/A	16	N/A

---

20.5-25 N TL EXR 300 E-3/L-3

email

## **GALAXY**

OTR Bias Earthmover/Loader E-3/L-3 tire for Use in Construction, Mining and Municipal Applications.

### FEATURES

- Aggressive big-block tread design
- Wide center lugs

### BENEFITS

- Provides traction and increased service life
- Deliver exceptional ground contact resulting in excellent on-road stability



---

## Specifications

Manufacturer Item Number

344470

Make

**GALAXY**

GRAND

Model

EXR 300 E-3/L-3

Display Name

20.5-25 N TL EXR 300 E-3/L-3

TRA Code

E-3/L-3

Sidewall

BSW

Rim Size

25

Inch Width

20.5

Overall Diameter

58.3

Ply Rating

24

Load Capacity Single

22700 lbs

Max Inflation Pressure

76 psi

Weight

421 lbs

Overall Width

21.2

Tread Depth

37

Rolling Circumference

163.3

## Other Sizes

Item Number	Size	Load Rating	Speed Rating	Ply Rating	UTQG
#344418	14.00-24	N/A	N/A	28	N/A

#344450	14.00-25	N/A	N/A	28	N/A
#344452	14.00-25	N/A	N/A	20	N/A
#344451	15.5-25	N/A	N/A	12	N/A
#344217	17.5-25	N/A	N/A	24	N/A
#344458	17.5-25	N/A	N/A	16	N/A
#344459	17.5-25	N/A	N/A	20	N/A
#344468	20.5-25	N/A	N/A	16	N/A
#344469	20.5-25	N/A	N/A	20	N/A
#344478	23.5-25	N/A	N/A	20	N/A
#344662	23.5-25	N/A	N/A	28	N/A
#344485	26.5-25	N/A	N/A	28	N/A
#344492	29.5-25	N/A	N/A	28	N/A

---

## **GALAXY**

Agricultural R-4 Bias Drive Wheel, Industrial Tractor Tread tire. Suitable for Backhoe, Utility Tractor, Skidsteer and Boomlift.

### FEATURES

- Solid center
- Open, deep shoulder design
- Highly abrasion resistant tread compound
- Rim shield protector and heavy sidewall
- Neutral contour casing design

### BENEFITS

- For long wear on hard surfaces
- For excellent off-road traction
- Results in minimum distortion and stresses on the inflated tire, enhancing both reliability and tread wear



---

Specifications

Manufacturer Item Number

111266

Make

GALAXY

Model

XD2010 R-4

Display Name

12-16.5 F TL XD2010 R-4

TRA Code

R-4

Sidewall

BSW

Rim Size

16.5

Inch Width

12

Overall Diameter

32.3

Speed Rating

A2

Ply Rating

12

Load Capacity Single

4220 lbs

Max Inflation Pressure

40 psi

Weight

67 lbs

Measuring Rim Width

9.75

Overall Width

11.6

Tread Depth

22

## Other Sizes

Item Number	Size	Load Rating	Speed Rating	Ply Rating	UTQG
#111258	10-16.5	N/A	A2	6	N/A
#111259	10-16.5	N/A	A2	8	N/A
#111260	10-16.5	N/A	A2	10	N/A
#111254	12-16.5	N/A	A2	6	N/A
#111264	12-16.5	N/A	A2	10	N/A
#111276	14-17.5	N/A	A2	10	N/A
#111278	14-17.5	N/A	A2	14	N/A
#111297	15-19.5	N/A	A2	14	N/A
#111002	23X8.50-12	N/A	N/A	6	N/A
#111858	23X8.50-12	116	A2	12	N/A
#111833	23X8.5-12	106	A2	8	N/A
#111152	27X10.50-15	N/A	A2	8	N/A
#111142	27X850-15	118	A2	8	N/A
#111273	33X15.50-16.5	N/A	A2	14	N/A
#111026	5.70-12	93	A2	4	N/A

## **GALAXY**

Agricultural Bias Rear Tractor R-4 tire Suitable for Industrial Tractor, Compact Wheel Loader and Backhoe.

### FEATURES

- Rounded tread bars
- Built with mud breakers
- Integrated rim guard and super sidewall protection

### BENEFITS

- Reduce tire skip and vibration
- Efficiently eject mud and debris from the tire in order to maintain its strong pulling power
- Ensure rim and sidewall integrity no matter how demanding the application



---

## Specifications

Manufacturer Item Number

200439

200700

Make

GALAXY

Model

EZ RIDER R-4

Display Name

19.5L-24 F TL EZ RIDER R-4

TRA Code

R-1

Sidewall

BSW

Rim Size

24

Inch Width

19.5

Overall Diameter

51.5

Ply Rating

12

Load Capacity Single

7600 lbs

Max Inflation Pressure

34 psi

Weight

187 lbs

Measuring Rim Width

16

Overall Width

19.8

Tread Depth

34

Rolling Circumference

155

---

## Other Sizes

Item Number	Size	Load Rating	Speed Rating	Ply Rating	UTQG
#200426	14.9-24	N/A	N/A	12	N/A
#200707	14.9-24	N/A	N/A	6	N/A
#200419	16.9-24	N/A	N/A	6	N/A
#200432	16.9-24	N/A	N/A	12	N/A
#200546	16.9-28	N/A	N/A	10	N/A
#200548	16.9-28	N/A	N/A	12	N/A
#200434	17.5L-24	N/A	N/A	10	N/A
#179796	19.5L-24	N/A	N/A	12	N/A
#200438	19.5L-24	N/A	N/A	10	N/A
#200440	19.5L-24	N/A	N/A	14	N/A
#200441	21L-24	N/A	N/A	10	N/A
#200442	21L-24	N/A	N/A	12	N/A
#200551	21L-28	N/A	N/A	18	N/A



## **GALAXY**

F-3 Bias Standard-Duty Front tire Designed for Two-Wheel-Drive Backhoes.

### FEATURES

- Provides exceptional tread life
- Provides good load distribution and wide footprint

### BENEFITS

- For strong stability



---

## Specifications

Manufacturer Item Number

231231

Make

GALAXY

Model

**WORKSTAR F-3**

Display Name

**11L-16 F TL WORKSTAR F-3**

TRA Code

**F-3**

Sidewall

**BSW**

Rim Size

**16**

Inch Width

**11**

Overall Diameter

**32.4**

Load Rating (Single/Double)

**116**

Speed Rating

**A8**

Ply Rating

**12**

Load Capacity Single

**2670 lbs**

Max Inflation Pressure

**64 psi**

Weight

**47 lbs**

Measuring Rim Width

**8**

Overall Width

**11**

Tread Depth

**15**

Rolling Circumference

**93.1**

## Other Sizes

Item Number	Size	Load Rating	Speed Rating	Ply Rating	UTQG
#231153	11L-15	N/A	N/A	8	N/A
#231155	11L-15	10	A8	10	N/A
#43131155	11L-15	N/A	N/A	8	N/A
#231230	11L-16	112	A8	10	N/A

## **GALAXY**

### G-2 Radial OTR Tire For Graders

#### FEATURES

- Specially designed tread pattern
- Special compounds
- Sidewall protector
- Special belt construction
- Open channel design

#### BENEFITS

- Ensures optimum grip
- Ensure protection against lug tearing and heavy wear
- Safeguards against damage and works as a shock absorber
- Ensures better carcass durability
- Ensures excellent self-cleaning



---

### Specifications

Manufacturer Item Number

272420

Make

GALAXY

Model

MGSR 200 G-2

Display Name

14.00R24 1\* TL MGSR 200 G-2

TRA Code

G-2

Sidewall

BSW

Rim Size

24

Inch Width

14

Overall Diameter

53.3

Load Rating (Single/Double)

153

Speed Rating

A8

Star Rating (\*)

1\*

Load Capacity Single

8050@25MPH lbs

Max Inflation Pressure

54 psi

Weight

263 lbs

Measuring Rim Width

9.0

Overall Width

14.6

Tread Depth

34

Rolling Circumference

157.8

---

## Other Sizes

Item Number	Size	Load Rating	Speed Rating	Ply Rating	UTQG
#272693	17.5R25	153	A8	N/A	N/A
#272696	20.5R25	161	A8	N/A	N/A

---

## **GALAXY**

E-3/L-3 Radial OTR Tire Specially Constructed for Wheel Loaders Operating in the Toughest Environments.

### FEATURES

- Sturdy radial construction and strong sidewall protection
- Premium tread compounds
- S-Shaped tread pattern with stepped lugs

### BENEFITS

- Provides superior strength and endurance
- Provide excellent protection against lug tearing and chunking
- Ensures optimal traction and enhanced self-cleaning



---

## Specifications

Manufacturer Item Number

299702

Make

GALAXY

Model

LDSR 300

Display Name

29.5R25 2\* TL LDSR 300 E-3/L-3

TRA Code

E-3/L-3

Sidewall

BSW

Rim Size

25

Inch Width

29.5

Overall Diameter

73.3

Load Rating (Single/Double)

216

Speed Rating

A2

Star Rating (\*)

2\*

Load Capacity Single

34650@25MPH lbs

Max Inflation Pressure

94 psi

Weight

1299 lbs

Measuring Rim Width

25

Overall Width

29.8

Tread Depth

57

Rolling Circumference

220.4

---

### Other Sizes

Item Number	Size	Load Rating	Speed Rating	Ply Rating	UTQG
#299694	17.5R25	182	A2	N/A	N/A
#299691	20.5R25	193	A2	N/A	N/A
#299698	23.5R25	201	A2	N/A	N/A
#299700	26.5R25	209	A2	N/A	N/A

---

## **GALAXY**

OTR Bias C-1 Compactor tire Designed Specifically for Compacting Roadbeds and Rolling Asphalt.

### FEATURES

- Smooth wide tread
- Special compound

### BENEFITS

- Provides even pressure distribution on road surfaces
- Provides enhanced resistance to oily chemicals used in compacting applications



---

## Specifications

Manufacturer Item Number

380347

Make

**GALAXY**

GALAXI

Model

SMOOTH COMPACTOR C-1

Display Name

14/70-20 L TL SMOOTH COMPACTOR C-1

TRA Code

C-1

Sidewall

BSW

Aspect Ratio

70

Rim Size

20

Inch Width

14

Overall Diameter

37.8

Ply Rating

20

Load Capacity Single

12020 lbs

Max Inflation Pressure

110 psi

Weight

193.6 lbs

Measuring Rim Width

11

Overall Width

14.2

Rolling Circumference

114.1

---

Other Sizes

Item Number	Size	Load Rating	Speed Rating	Ply Rating	UTQG
#380331	11.00-20	N/A	N/A	18	N/A
#380727	13/80-20	N/A	N/A	18	N/A
#380721	14/70-20	N/A	N/A	12	N/A
#380510	23.1-26	N/A	N/A	10	N/A
#380124	7.50-15	N/A	N/A	6	N/A
#380127	7.50-15	N/A	N/A	12	N/A
#380128	7.50-15	N/A	N/A	14	N/A
#384127R	7.50-15	N/A	N/A	12	N/A
#384128	7.50-15	N/A	N/A	14	N/A
#386128	7.50-15	N/A	N/A	14	N/A
#386127	750-15	N/A	N/A	12	N/A

---

## **GALAXY**

Agricultural R-1 Rear Tractor Drive Bias tire.

### FEATURES

- 23 degree bar design
- Distinctive terracing in the space between the lugs
- State-of-the art neutral casing mold design

### BENEFITS

- Offers maximum traction while still providing adequate self-cleaning in soft soil
- Enhances the self-cleaning characteristics of the tire
- Minimizes stresses from the uninflated to the inflated tire, resulting in enhanced long-term reliability



---

## Specifications

Manufacturer Item Number

518406

Make

GALAXY

Model

EARTHPRO BIAS R-1

Display Name

12.4-24 D TL EARTHPRO BIAS R-1

TRA Code

R-1

Sidewall

BSW

Rim Size

24

Inch Width

12.4

Overall Diameter

45.9

Load Rating (Single/Double)

117

Speed Rating

A8

Ply Rating

8

Load Capacity Single

2830@25MPH lbs

Max Inflation Pressure

32 psi

Weight

94 lbs

Measuring Rim Width

W11

Overall Width

12.6

Tread Depth

45

---

**Other Sizes**

Item Number	Size	Load Rating	Speed Rating	Ply Rating	UTQG
#518926	11.2-24	113	A8	8	N/A
#518670	13.6-24	N/A	N/A	8	N/A
#518637	13.6-38	N/A	N/A	8	N/A
#518425	14.9-24	N/A	N/A	8	N/A
#518707	14.9-24	N/A	N/A	6	N/A
#518541	14.9-28	N/A	N/A	6	N/A
#518543	14.9-28	126	A8	8	N/A
#518641	15.5-38	N/A	N/A	8	N/A
#518430	16.9-24	N/A	N/A	8	N/A
#518966	16.9-28	131	A8	8	N/A
#518559	16.9-30	132	A8	8	N/A
#518708	16.9-30	126	A8	6	N/A
#518643	16.9-38	N/A	N/A	8	N/A
#518566	18.4-30	N/A	N/A	8	N/A
#518611	18.4-34	N/A	N/A	8	N/A
#518645	18.4-38	N/A	N/A	8	N/A
#518578	20.8-38	148	A8	10	N/A
#518669	20.8-38	144	A8	8	N/A
#518975	23.1-30	151	A8	12	N/A
#518582	24.5-32	156	A8	12	N/A

---

## **GALAXY**

Bias Ply tire Designed for Compactors and Tractors Ideally Suited for On-The-Road Industrial and Other Road Construction Equipment.

### FEATURES

- Multi purpose design
- Strong nylon construction

### BENEFITS

- Provides high flotation and great traction on hard surfaces



---

## Specifications

Manufacturer Item Number

534511

Make

GALAXY

Model

COMPACTOR R-3

Display Name

23.1-26 F TL COMPACTOR R-3

TRA Code

R-3

Sidewall

BSW

Rim Size

26

Inch Width

23.1

Overall Diameter

59.4

Load Rating (Single/Double)

149

Speed Rating

A8

Ply Rating

12

Load Capacity Single

7165 lbs

Max Inflation Pressure

24 psi

Weight

248 lbs

Measuring Rim Width

20

Overall Width

22.9

Tread Depth

24

Rolling Circumference

176.1

## Other Sizes

Item Number	Size	Load Rating	Speed Rating	Ply Rating	UTQG
#534905	23.1-26	N/A	N/A	8	N/A

---

## **GALAXY**

Agricultural Bias R-1 Rear Tractor (Drive) tire.

### FEATURES

- Engineered with wear resistant compounds
- Higher number of 23 degree lugs
- Strong nylon carcass
- Engineered with breakers

### BENEFITS

- Provides superior tread life characteristics
- Provides maximum traction on all types of soil and provides a smooth drive
- Guards against mechanical failures and moisture deterioration
- For better protection against punctures



---

## Specifications

Manufacturer Item Number

535511

Make

GALAXY

Model

GALAXY R-1 347

Display Name

23.1-26 F TL GALAXY R-1 347

TRA Code

R-1

Sidewall

BSW

Rim Size

26

Inch Width

23.1

Overall Diameter

63.2

Load Rating (Single/Double)

153

Speed Rating

A8

Ply Rating

12

Load Capacity Single

8050 lbs

Max Inflation Pressure

24 psi

Weight

314 lbs

Measuring Rim Width

DW20

Overall Width

23.1

Tread Depth

54

## Other Sizes

Item Number	Size	Load Rating	Speed Rating	Ply Rating	UTQG
#535632	12.4-38	N/A	N/A	6	N/A
#535608	16.9-34	N/A	N/A	8	N/A
#535666	16.9-38	N/A	N/A	8	N/A
#535646	18.4-38	N/A	N/A	8	N/A
#535579	20.8-38	148	A8	8	N/A
#535974	20.8-38	N/A	N/A	14	N/A
#535513	23.1-26	159	A8	16	N/A
#535905	23.1-26	N/A	N/A	8	N/A
#535977	23.1-30	N/A	N/A	14	N/A

---

## **GALAXY**

Agricultural R-1W Rear Tractor Deep Tread Radial tire.

### FEATURES

- Pads between lugs act as mud breakers
- Reinforced lug, bead areas and the improved tread compound
- Advanced lug design with steep angling in center
- Shallow lug angle at shoulder

### BENEFITS

- Add strength to the tire and enhance self-cleaning characteristics
- Provide for a longer tire life
- Enables a smooth ride and better roadability and wear
- Provide superior traction



---

## Specifications

Manufacturer Item Number

536768

000100

Make

GALAXY

Model

EARTHPRO RADIAL 850

Display Name

340/85R24 TL EARTHPRO RADIAL 850 R-1W

TRA Code

R-1W

Sidewall

BSW

Section Width

340

Aspect Ratio

85

Rim Size

24

Overall Diameter

46.5

Load Rating (Single/Double)

125

Speed Rating

A8/B

Load Capacity Single

3640 lbs

Max Inflation Pressure

23 psi

Weight

137 lbs

Measuring Rim Width

W11

Overall Width

14.2

Tread Depth

53

## Other Sizes

Item Number	Size	Load Rating	Speed Rating	Ply Rating	UTQG
#536028	280/85R20	112	A8/B	N/A	N/A
#536766	280/85R24	115	A8/B	N/A	N/A
#536029	320/85R20	119	A8/B	N/A	N/A
#536767	320/85R24	122	A8/B	N/A	N/A
#536770	320/85R28	113	A8/B	N/A	N/A
#536306	320/85R32	136	A8/B	N/A	N/A
#536324	320/85R36	128	A8/B	N/A	N/A
#536326	320/85R38	143	A8	N/A	N/A
#536771	340/85R28	127	A8/B	N/A	N/A
#536833	340/85R36	132	A8/B	N/A	N/A
#536030	340/85R38	133	A8/B	N/A	N/A
#536769	380/85R24	131	A8/B	N/A	N/A
#536772	380/85R28	133	A8/B	N/A	N/A
#536928	380/85R30	135	A8/B	N/A	N/A
#536932	380/85R34	137	A8/B	N/A	N/A
#536931	420/85R24	131	A8/B	N/A	N/A
#536906	420/85R28	139	A8/B	N/A	N/A
#536773	420/85R30	140	A8/B	N/A	N/A
#536774	420/85R34	142	A8/B	N/A	N/A
#536776	420/85R38	144	A8/B	N/A	N/A
#536836	460/85R30	145	A8/B	N/A	N/A
#536775	460/85R34	147	A8/B	N/A	N/A
#536777	460/85R38	149	A8/B	N/A	N/A
#536837	520/85R38	155	A8/B	N/A	N/A

#536935	520/85R42	157	A8/B	N/A	N/A
#536997	520/85R46	158	A8/B	N/A	N/A

---

## **GALAXY**

Agricultural Bias R-1 Rear Tractor tire.

### FEATURES

- 45-degree tread lug angle
- Engineered with special compounds and extra rubber in lug centers
- Additional rubber layer
- Tougher sidewall

### BENEFITS

- To ensure good roadability while on the road and superior self cleaning in the field
- To reduce wear and extend tire life
- Improves penetration resistance
- Provides deflection stability and protection from external damages



---

## Specifications

Manufacturer Item Number

540608

010000

Make

GALAXY

Model

EARTHPRO 45 BIAS R-1

Display Name

16.9-34 D TT EARTHPRO 45 BIAS R-1

TRA Code

R-1

Sidewall

BSW

Rim Size

34

Inch Width

16.9

Overall Diameter

62.6

Load Rating (Single/Double)

139

Speed Rating

A8

Ply Rating

8

Load Capacity Single

5360@25MPH lbs

Max Inflation Pressure

25 psi

Weight

196 lbs

Measuring Rim Width

W15

Overall Width

16.9

Tread Depth

48

Rolling Circumference

185.8

## Other Sizes

Item Number	Size	Load Rating	Speed Rating	Ply Rating	UTQG
#540925	11.2-24	116	A8	8	N/A
#540818	11.2-28	118	A8	8	N/A
#540664	12.4-24	121	A8	8	N/A
#540819	12.4-28	123	A8	8	N/A
#540962	12.4-36	N/A	N/A	8	N/A
#540670	13.6-24	123	A8	8	N/A
#540733	13.6-24	123	A8	8	N/A
#540856	13.6-28	125	A8	8	N/A
#540684	14.9-24	128	A8	8	N/A
#540685	14.9-28	130	A8	8	N/A
#540642	15.5-38	133	A8	8	N/A
#540705	15.5-38	141	A8	12	N/A
#540765	16.9-24	133	A8	8	N/A
#540970	16.9-28	135	A8	8	N/A
#540560	16.9-30	137	A8	8	N/A
#540666	16.9-38	141	A8	8	N/A
#540567	18.4-30	139	A8	8	N/A
#540612	18.4-34	142	A8	8	N/A
#540646	18.4-38	143	A8	8	N/A
#540692	8.3-24	105	A8	8	N/A
#540979	9.5-20	101	A8	6	N/A
#540375	9.5-24	112	A8	8	N/A

## **GALAXY**

Agricultural Bias R-1 Rear Tractor tire.

### FEATURES

- 45-degree tread lug angle
- Engineered with special compounds and extra rubber in lug centers
- Additional rubber layer
- Tougher sidewall

### BENEFITS

- To ensure good roadability while on the road and superior self cleaning in the field
- To reduce wear and extend tire life
- Improves penetration resistance
- Provides deflection stability and protection from external damages



---

## Specifications

Manufacturer Item Number

540733

310100

Make

GALAXY

Model

EARTHPRO 45 BIAS R-1

Display Name

13.6-24 D TT EARTHPRO 45 BIAS R-1

TRA Code

R-1

Sidewall

BSW

Rim Size

24

Inch Width

13.6

Overall Diameter

47.6

Load Rating (Single/Double)

123

Speed Rating

A8

Ply Rating

8

Load Capacity Single

3420@25MPH lbs

Max Inflation Pressure

29 psi

Weight

116 lbs

Measuring Rim Width

W12

Overall Width

13.6

Tread Depth

45

Rolling Circumference

142.9

---

## Other Sizes

Item Number	Size	Load Rating	Speed Rating	Ply Rating	UTQG
#540925	11.2-24	116	A8	8	N/A
#540818	11.2-28	118	A8	8	N/A
#540664	12.4-24	121	A8	8	N/A
#540819	12.4-28	123	A8	8	N/A
#540962	12.4-36	N/A	N/A	8	N/A
#540670	13.6-24	123	A8	8	N/A
#540856	13.6-28	125	A8	8	N/A
#540684	14.9-24	128	A8	8	N/A
#540685	14.9-28	130	A8	8	N/A
#540642	15.5-38	133	A8	8	N/A
#540705	15.5-38	141	A8	12	N/A
#540765	16.9-24	133	A8	8	N/A
#540970	16.9-28	135	A8	8	N/A
#540560	16.9-30	137	A8	8	N/A
#540608	16.9-34	139	A8	8	N/A
#540666	16.9-38	141	A8	8	N/A
#540567	18.4-30	139	A8	8	N/A
#540612	18.4-34	142	A8	8	N/A
#540646	18.4-38	143	A8	8	N/A
#540692	8.3-24	105	A8	8	N/A
#540979	9.5-20	101	A8	6	N/A
#540375	9.5-24	112	A8	8	N/A

---

## **GALAXY**

Agricultural Bias F-2 Multi-Purpose Front Tractor tire Suitable for General Farm Work.

### FEATURES

- Multi-purpose 3 rib design

### BENEFITS

- Provides excellent steering and long-lasting wear characteristics



---

## Specifications

Manufacturer Item Number

542206

Make

GALAXY

Model

FRONT FARM F-2

Display Name

7.50-16 D TL FRONT FARM F-2

TRA Code

F-2

Sidewall

BSW

Rim Size

16

Inch Width

7.5

Overall Diameter

31.9

Load Rating (Single/Double)

103/96

Speed Rating

A6/A8

Ply Rating

8

Load Capacity Single

1710 lbs

Max Inflation Pressure

56 psi

Weight

38 lbs

Measuring Rim Width

5.5

Overall Width

8.1

Tread Depth

25

Rolling Circumference

94.6

---

## Other Sizes

Item Number	Size	Load Rating	Speed Rating	Ply Rating	UTQG
#542224	10.00-16	115/107	A6/A8	8	N/A
#542981	10.00-16	N/A	N/A	10	N/A
#542225	1000-16	N/A	N/A	8	N/A
#542015	11.00-16	122/114	A6/A8	10	N/A
#542228	1100-16	N/A	N/A	8	N/A
#542190	5.00-15	81/73	A6/A8	6	N/A

---

## **GALAXY**

Agricultural Bias F-2 Multi-Purpose Front Tractor tire Suitable for General Farm Work.

### FEATURES

- Multi-purpose 3 rib design

### BENEFITS

- Provides excellent steering and long-lasting wear characteristics



---

## Specifications

Manufacturer Item Number

542224

[Make](#)

GALAXY

Model

FRONT FARM F-2

Display Name

10.00-16 D TL FRONT FARM F-2

TRA Code

F-2

Sidewall

BSW

Rim Size

16

Inch Width

10

Overall Diameter

35.2

Load Rating (Single/Double)

115/107

Speed Rating

A6/A8

Ply Rating

8

Load Capacity Single

2340 lbs

Max Inflation Pressure

44 psi

Weight

62 lbs

Measuring Rim Width

8

Overall Width

10.8

Tread Depth

33

Rolling Circumference

104.6

## Other Sizes

Item Number	Size	Load Rating	Speed Rating	Ply Rating	UTQG
#542981	10.00-16	N/A	N/A	10	N/A
#542225	1000-16	N/A	N/A	8	N/A
#542015	11.00-16	122/114	A6/A8	10	N/A
#542228	1100-16	N/A	N/A	8	N/A
#542190	5.00-15	81/73	A6/A8	6	N/A
#542198	650-16	N/A	N/A	6	N/A
#542206	7.50-16	103/96	A6/A8	8	N/A
#542205	750-16	N/A	N/A	6	N/A

## **GALAXY**

Agricultural Implement I-1 Multi-Ribbed tire Designed for Free Rolling Wheels used in Harvesting Machines, Hay Balers, Bale Racks, Seeders, Windrowers and Fertilizer/Manure Spreaders.

### FEATURES

- Heavily grooved ribs

### BENEFITS

- Easy steering of machine/equipment



---

## Specifications

Manufacturer Item Number

544153

Make

GALAXY

Model

RIB IMPLEMENT I-1

Display Name

11L-15 D TL RIB IMPLEMENT I-1

TRA Code

I-1

Sidewall

BSW

Rim Size

15

Inch Width

11

Overall Diameter

30.6

Ply Rating

8

Load Capacity Single

2540 lbs

Max Inflation Pressure

36 psi

Weight

34 lbs

Overall Width

10.5

Tread Depth

10

Rolling Circumference

90

## Other Sizes

Item Number	Size	Load Rating	Speed Rating	Ply Rating	UTQG
#544834	11.00-16	N/A	N/A	12	N/A

#544109	11L-14SL	N/A	N/A	8	N/A
#544156	11L-15	127	B	12	N/A
#544165	12.5L-15	N/A	N/A	10	N/A
#544166	12.5L-15	N/A	N/A	12	N/A
#544167	12.5L-15	N/A	N/A	14	N/A
#544722	12.5L-15	N/A	N/A	8	N/A
#544268	14L-16.1	138	B	14	N/A
#544954	19L-16.1	146	B	12	N/A
#544730	21.5L-16.1	146	B	10	N/A
#544740	21.5L-16.1	152	B	14	N/A
#544742	21.5L-16.1	N/A	B	18	N/A
#544170	31X13.50-15	114	B	8	N/A
#544184	6.70-15	N/A	N/A	6	N/A
#544206	7.50-16	N/A	N/A	8	N/A
#544805	7.50-16	119	A8	14	N/A
#544130	7.60-15	N/A	N/A	8	N/A
#544220	9.00-16	N/A	N/A	10	N/A
#544105	9.5L-14	N/A	N/A	8	N/A
#544145	9.5L-15	N/A	N/A	8	N/A
#544147	9.5L-15	N/A	N/A	12	N/A

---

## **GALAXY**

Agricultural Bias F-2M Front Tractor Multi Rib tire Designed for Freerolling and Steer Wheels of Two Wheel Drive Tractors.

### FEATURES

- Heavily grooved ribs
- High density tread rubber and cut resistant sidewalls

### BENEFITS

- Provides excellent steering and good directional stability



---

## Specifications

Manufacturer Item Number

562227

Make

GALAXY

Model

MULTIRIB FRONT FARM F-2M

Display Name

11.00-16 D TT FRONT FARM F-2M

TRA Code

F-2M

Sidewall

BSW

Rim Size

16

Inch Width

11

Overall Diameter

37.6

Ply Rating

8

Load Capacity Single

2600 lbs

Max Inflation Pressure

40 psi

Weight

70 lbs

Measuring Rim Width

10

Overall Width

12.2

Tread Depth

28

Rolling Circumference

112

---

Other Sizes

Item Number	Size	Load Rating	Speed Rating	Ply Rating	UTQG
#562224	10.00-16	N/A	N/A	8	N/A
#562153	11L-15	N/A	N/A	8	N/A
#562265	14L-16.1	N/A	N/A	12	N/A
#562145	9.5L-15	N/A	N/A	8	N/A

## **GALAXY**

Agricultural R-1W Rear Tractor Deep Tread Radial tire.

### FEATURES

- Advanced lug design with steep angle in center
- Lower angle at shoulder
- Pads between the lugs
- Reinforced lug and bead areas and improved tread compound

### BENEFITS

- For smooth ride, long wear and self cleaning
- For traction
- Act as mud breakers
- Provide exceptional working life



---

## Specifications

Manufacturer Item Number

575790

01/07/00  
Make

GALAXY

Model

EARTHPRO RADIAL 700

Display Name

480/70R34 TL EARTHPRO RADIAL 700 R-1W

TRA Code

R-1W

Sidewall

BSW

Section Width

480

Aspect Ratio

70

Rim Size

34

Overall Diameter

62.2

Load Rating (Single/Double)

143

Speed Rating

A8/B

Load Capacity Single

6000 lbs

Max Inflation Pressure

23 psi

Weight

263 lbs

Measuring Rim Width

W15L

Overall Width

18.9

Tread Depth

55

Rolling Circumference

183.5

## Other Sizes

Item Number	Size	Load Rating	Speed Rating	Ply Rating	UTQG
#575764	280/70R20	116	A8/B	N/A	N/A
#575758	300/70R20	120	A8/B	N/A	N/A
#575759	320/70R20	123	A8/B	N/A	N/A
#575778	320/70R24	116	A8/B	N/A	N/A
#575782	320/70R28	119	A8/B	N/A	N/A
#575779	360/70R24	122	A8/B	N/A	N/A
#575783	360/70R28	125	A8/B	N/A	N/A
#575780	380/70R24	125	A8/B	N/A	N/A
#575784	380/70R28	127	A8/B	N/A	N/A
#575781	420/70R24	130	A8/B	N/A	N/A
#570785	420/70R28	133	A8/B	N/A	N/A
#575785	420/70R28	133	A8/B	N/A	N/A
#575787	420/70R30	134	A8/B	N/A	N/A
#580792	480/70R24	138	A8/B	N/A	N/A
#575786	480/70R28	140	A8/B	N/A	N/A
#575788	480/70R30	141	A8/B	N/A	N/A
#575794	480/70R38	145	A8/B	N/A	N/A
#575796	480/70R38	155	A8/B	N/A	N/A
#575789	520/70R30	145	A8/B	N/A	N/A
#575791	520/70R34	148	A8/B	N/A	N/A
#536795	520/70R38	150	A8/B	N/A	N/A
#536796	580/70R38	155	A8/B	N/A	N/A
#517999	710/70R42	173	A8/B	N/A	N/A



## **GLADIATOR**

Special Trailer (ST) Radial tire for Highway Service.

### FEATURES

- Advanced tread compound
- Steel belted construction
- Gladiator Trailer Tires Limited Warranty

### BENEFITS

- Designed to reduce rolling resistance and improve fuel economy
- For added strength and stability



---

## Specifications

Manufacturer Item Number

1943003865

Make

GLADIATOR

Model

QR25-TS TRAILER

Display Name

---

ST235/85R16 G QR25-TS TRAILER (TRAILER USE ONLY)

Sidewall

BSW

Section Width

235

Aspect Ratio

85

Rim Size

16

Overall Diameter

31.73

Load Rating (Single/Double)

132/127

Speed Rating

N

Ply Rating

14

Load Capacity Single

4400 lbs

Load Capacity Dual

3860 lbs

Max Inflation Pressure

110 psi

Weight

39.24 lbs

Overall Width

9.25

UPC

844402044794

---

Other Sizes

Item Number	Size	Load Rating	Speed Rating	Ply Rating	UTQG
-------------	------	-------------	--------------	------------	------

#1142001831	ST175/80R13	91/87	N	6	N/A
#1942001831	ST175/80R13	91/87	N	6	N/A
#1943001831	ST175/80R13	91/87	N	6	N/A
#1142002041	ST205/75R14	100/96	N	6	N/A
#1942002041	ST205/75R14	100/96	N	6	N/A
#1942002042	ST205/75R14	105/101	N	8	N/A
#1943002042	ST205/75R14	105/101	N	8	N/A
#1142002051	ST205/75R15	101/97	N	6	N/A
#1142002052	ST205/75R15	107/102	N	8	N/A
#1942002051	ST205/75R15	101/97	N	6	N/A
#1942002052	ST205/75R15	107/102	N	8	N/A
#1943002052	ST205/75R15	107/102	N	8	N/A
#1142002141	ST215/75R14	102/98	N	6	N/A
#1942002141	ST215/75R14	102/98	N	6	N/A
#1943002141	ST215/75R14	102/98	N	6	N/A
#1142002252	ST225/75R15	113/108	N	8	N/A
#1142002253	ST225/75R15	117/112	N	10	N/A
#1942002252	ST225/75R15	113/108	N	8	N/A
#1942002253	ST225/75R15	117/112	N	10	N/A
#1943002253	ST225/75R15	117/112	N	10	N/A
#1942002262	ST225/90R16	122/118	N	14	N/A
#1943002262	ST225/90R16	122/118	N/A	14	N/A
#1943002263	ST225/90R16	122/118	N	14	N/A
#1142002863	ST235/80R16	124/120	N	10	N/A
#1942002863	ST235/80R16	124/120	N	10	N/A
#1942002864	ST235/80R16	125/121	N	12	N/A
#1943002864	ST235/80R16	126/122	N	12	N/A
#1142003863	ST235/85R16	N/A	N/A	10	N/A
#1142003864	ST235/85R16	N/A	N/A	12	N/A
#1142003865	ST235/85R16	N/A	N/A	14	N/A

#1942003864	ST235/85R16	128/124	N	12	N/A
#1942003865	ST235/85R16	129/125	N	14	N/A
#1943003864	ST235/85R16	129/125	N/A	14	N/A
#1942165864	ST255/85R16	130/126	N	12	N/A

---



Agricultural Standard Profile R-1W Deep Lug Radial Rear Tractor Drive tire for All-around Service.

#### FEATURES

- Deep lugs, low slip and optimized rubber compounds help reduce wear
- Sharp vertical lug design
- Strong but super-flexible sidewalls allow a long footprint, putting more lugs in direct contact with the soil
- Michelin's exclusive "self-cleaning hinge" between the lugs
- Super-flat tread spreads the load evenly across a generous footprint
- Low slip and ultra-low working pressures
- Swept-back 45 degree lug design delivers a surprisingly smooth ride on the road
- Uniform "round" construction plus Michelin's super-strong but ultra-flexible casing

#### BENEFITS

- Long Tire Life
- Retains traction even when 70% worn
- Exceptional year round traction
- Low Soil Compaction - Excellent Flotation
- Exceptional Comfort in the field and on the road



---

#### Specifications

Manufacturer Item Number

63603

Make

MICHELIN

Model

AGRIBIB

Display Name

18.4R38 2\* TL AGRIBIB

Sidewall

BSW

Rim Size

38

Inch Width

18.4

Overall Diameter

69.7

Load Rating (Single/Double)

151/148

Speed Rating

A8/B

Star Rating (\*)

2

Weight

313 lbs

Measuring Rim Width

16.00

Overall Width

19

Tread Depth

68

Minimum Dual Spacing

24.1

Rolling Circumference

207.4

UPC

086699636034

## Other Sizes

Item Number	Size	Load Rating	Speed Rating	Ply Rating	UTQG
#70146	11.2R24	114/111	A8/B	N/A	N/A
#92311	11.2R24	119/116	A8/B	N/A	N/A
#78449	12.4R24	119/116	A8/B	N/A	N/A
#20895	12.4R28	126/123	A8/B	N/A	N/A
#50465	12.4R28	121/118	A8/B	N/A	N/A
#03338	12.4R36	124/121	A8/B	N/A	N/A
#50333	12.4R38	125/122	A8/B	N/A	N/A
#15336	12R38	131/128	A8/B	N/A	N/A
#06947	13.6R24	121/118	A8/B	N/A	N/A
#97644	13.6R24	121/118	A8/B	N/A	N/A
#87976	13.6R28	123/120	A8/B	N/A	N/A
#66666	13.6R38	128/125	A8/B	N/A	N/A
#75971	14.9R24	126/123	A8/B	N/A	N/A
#92158	14.9R24	130/127	A8/B	N/A	N/A
#25543	14.9R28	134/131	A8/B	N/A	N/A
#47219	14.9R28	128/125	A8/B	N/A	N/A
#97341	16.9R24	134/131	A8/B	N/A	N/A
#13991	16.9R28	141/138	A8/B	N/A	N/A
#86531	16.9R28	136/133	A8/B	N/A	N/A
#41545	16.9R30	137/134	A8/B	N/A	N/A
#54573	16.9R34	N/A	N/A	N/A	N/A
#42119	16.9R38	N/A	N/A	N/A	N/A
#42060	18.4R30	142/139	A8/B	N/A	N/A

#40989	18.4R34	144/141	A8/B	N/A	N/A
#71754	18.4R34	149/146	A8/B	N/A	N/A
#72676	18.4R38	146/143	A8/B	N/A	N/A
#17548	20.8R38	155	A8/B	N/A	N/A
#73532	320/85R34	133/130	A8/B	N/A	N/A
#30231	380/80R38	142	A8/B	N/A	N/A
#36989	380/80R38	142/139	A8/D	N/A	N/A
#18784	380/85R30	135	A8/B	N/A	N/A
#71583	380/85R30	135	A8/B	N/A	N/A
#59412	380/85R34	137	A8/B	N/A	N/A
#65207	380/95R38	147	A8/B	N/A	N/A
#58733	420/80R46	151	A8/B	N/A	N/A
#30127	420/85R34	147	A8/B	N/A	N/A
#84230	420/85R34	142	A8/B	N/A	N/A
#84239	420/85R38	144	A8/B	N/A	N/A
#68713	420/90R30	147	A8/B	N/A	N/A
#03395	480/80R42	156	A8/B	N/A	N/A
#94069	480/80R46	158	A8/B	N/A	N/A
#94576	480/80R50	159	A8/B	N/A	N/A
#54736	480/95R50	164	A8/B	N/A	N/A
#43308	520/85R38	155	A8/B	N/A	N/A
#63687	520/85R42	157	A8/B	N/A	N/A
#57479	520/85R46	158/155	A8/B	N/A	N/A
#07126	9.5R24	112/109	A8/B	N/A	N/A
#57821	9.5R24	107/104	A8/B	N/A	N/A



Agricultural Standard Profile R-1W Deep Lug Radial Rear Tractor Drive tire for All-around Service.

#### FEATURES

- Deep lugs, low slip and optimized rubber compounds help reduce wear
- Sharp vertical lug design
- Strong but super-flexible sidewalls allow a long footprint, putting more lugs in direct contact with the soil
- Michelin's exclusive "self-cleaning hinge" between the lugs
- Super-flat tread spreads the load evenly across a generous footprint
- Low slip and ultra-low working pressures
- Swept-back 45 degree lug design delivers a surprisingly smooth ride on the road
- Uniform "round" construction plus Michelin's super-strong but ultra-flexible casing

#### BENEFITS

- Long Tire Life
- Retains traction even when 70% worn
- Exceptional year round traction
- Low Soil Compaction - Excellent Flotation
- Exceptional Comfort in the field and on the road



---

Specifications

Manufacturer Item Number

92158

Make

MICHELIN

Model

AGRIBIB

Display Name

14.9R24 AGRIBIB

Sidewall

BSW

Rim Size

24

Inch Width

14.9

Overall Diameter

50

Load Rating (Single/Double)

130/127

Speed Rating

A8/B

Overall Width

16

Tread Depth

60

UPC

086699921581

---

## Other Sizes

Item Number	Size	Load Rating	Speed Rating	Ply Rating	UTQG
#70146	11.2R24	114/111	A8/B	N/A	N/A
#92311	11.2R24	119/116	A8/B	N/A	N/A

#78449	12.4R24	119/116	A8/B	N/A	N/A
#20895	12.4R28	126/123	A8/B	N/A	N/A
#50465	12.4R28	121/118	A8/B	N/A	N/A
#03338	12.4R36	124/121	A8/B	N/A	N/A
#50333	12.4R38	125/122	A8/B	N/A	N/A
#15336	12R38	131/128	A8/B	N/A	N/A
#06947	13.6R24	121/118	A8/B	N/A	N/A
#97644	13.6R24	121/118	A8/B	N/A	N/A
#87976	13.6R28	123/120	A8/B	N/A	N/A
#66666	13.6R38	128/125	A8/B	N/A	N/A
#75971	14.9R24	126/123	A8/B	N/A	N/A
#25543	14.9R28	134/131	A8/B	N/A	N/A
#47219	14.9R28	128/125	A8/B	N/A	N/A
#97341	16.9R24	134/131	A8/B	N/A	N/A
#13991	16.9R28	141/138	A8/B	N/A	N/A
#86531	16.9R28	136/133	A8/B	N/A	N/A
#41545	16.9R30	137/134	A8/B	N/A	N/A
#54573	16.9R34	N/A	N/A	N/A	N/A
#42119	16.9R38	N/A	N/A	N/A	N/A
#42060	18.4R30	142/139	A8/B	N/A	N/A
#40989	18.4R34	144/141	A8/B	N/A	N/A
#71754	18.4R34	149/146	A8/B	N/A	N/A
#63603	18.4R38	151/148	A8/B	N/A	N/A
#72676	18.4R38	146/143	A8/B	N/A	N/A
#17548	20.8R38	155	A8/B	N/A	N/A
#73532	320/85R34	133/130	A8/B	N/A	N/A
#30231	380/80R38	142	A8/B	N/A	N/A
#36989	380/80R38	142/139	A8/D	N/A	N/A
#18784	380/85R30	135	A8/B	N/A	N/A
#71583	380/85R30	135	A8/B	N/A	N/A

#59412	380/85R34	137	A8/B	N/A	N/A
#65207	380/95R38	147	A8/B	N/A	N/A
#58733	420/80R46	151	A8/B	N/A	N/A
#30127	420/85R34	147	A8/B	N/A	N/A
#84230	420/85R34	142	A8/B	N/A	N/A
#84239	420/85R38	144	A8/B	N/A	N/A
#68713	420/90R30	147	A8/B	N/A	N/A
#03395	480/80R42	156	A8/B	N/A	N/A
#94069	480/80R46	158	A8/B	N/A	N/A
#94576	480/80R50	159	A8/B	N/A	N/A
#54736	480/95R50	164	A8/B	N/A	N/A
#43308	520/85R38	155	A8/B	N/A	N/A
#63687	520/85R42	157	A8/B	N/A	N/A
#57479	520/85R46	158/155	A8/B	N/A	N/A
#07126	9.5R24	112/109	A8/B	N/A	N/A
#57821	9.5R24	107/104	A8/B	N/A	N/A

---



Premium Radial R-1W Agricultural Rear Tractor Tire.

#### FEATURES

- Premium 45° lug profile and self cleaning tread design
- Low pressure and wide footprint
- Premium rubber compounds

#### BENEFITS

- Provides excellent traction and minimizes vibration while roading
- Lowers soil compaction
- Reduce ozone cracking and weathering



---

## Specifications

Manufacturer Item Number

V951008

Make

MAXAM

Model

MS951R AGRIXTRA 85 R-1W

Display Name

380/85R24 (14.9R24) TL MS951R AGRIXTRA 85 R-1W

TRA Code

R-1W

Sidewall

BSW

Section Width

380

Aspect Ratio

85

Rim Size

24

Overall Diameter

49.6

Load Rating (Single/Double)

131

Speed Rating

A8/B

Load Capacity Single

4300 lbs

Max Inflation Pressure

23 psi

Weight

168.5 lbs

Measuring Rim Width

W12.0

Overall Width

15.4

Tread Depth

55

## Other Sizes

Item Number	Size	Load Rating	Speed Rating	Ply Rating	UTQG
#921215	250/85R24	109	A8/B	N/A	N/A
#9221215	250/85R24	109	A8/B	N/A	N/A
#951000	280/85R24	115	A8/B	N/A	N/A
#V951000	280/85R24	115	A8/B	N/A	N/A
#951001	280/85R28	118	A8/B	N/A	N/A
#951002	320/85R24	122	A8/B	N/A	N/A
#V951002	320/85R24	122	A8/B	N/A	N/A
#951003	320/85R28	133	A8/B	N/A	N/A
#V951220	320/85R32	126	A8/B	N/A	N/A
#951210	320/85R36	128	A8/B	N/A	N/A
#951004	340/85R24	125	A8/B	N/A	N/A
#V951004	340/85R24	125	A8/B	N/A	N/A
#951005	340/85R28	127	A8/B	N/A	N/A
#V951005	340/85R28	127	A8/B	N/A	N/A
#951006	340/85R36	132	A8/B	N/A	N/A
#951007	340/85R38	133	A8/B	N/A	N/A
#V951222	380/80R38	142	A8/B	N/A	N/A
#951008	380/85R24	131	A8/B	N/A	N/A
#951009	380/85R28	133	A8/B	N/A	N/A
#V951009	380/85R28	133	A8/B	N/A	N/A
#951010	380/85R30	135	A8/B	N/A	N/A
#V951010	380/85R30	135	A8/B	N/A	N/A
#V951221	380/85R34	146	A8/B	N/A	N/A

#951011	420/85R24	137	A8/B	N/A	N/A
#V951011	420/85R24	137	A8/B	N/A	N/A
#951012	420/85R28	139	A8/B	N/A	N/A
#V951012	420/85R28	139	A8/B	N/A	N/A
#951013	420/85R30	140	A8/B	N/A	N/A
#V951013	420/85R30	140	A8/B	N/A	N/A
#951014	420/85R34	142	A8/B	N/A	N/A
#V951014	420/85R34	142	A8/B	N/A	N/A
#951015	420/85R38	144	A8/B	N/A	N/A
#V951015	420/85R38	144	A8/B	N/A	N/A
#951020	460/85R30	145	A8/B	N/A	N/A
#V951020	460/85R30	145	A8/B	N/A	N/A
#951016	460/85R34	147	A8/B	N/A	N/A
#V951016	460/85R34	147	A8/B	N/A	N/A
#951017	460/85R38	149	A8/B	N/A	N/A
#V951017	460/85R38	149	A8/B	N/A	N/A
#951127	460/85R42	156	A8/B	N/A	N/A
#951216	460/85R42	156	A8/B	N/A	N/A
#V951110	480/80R42	151	A8/B	N/A	N/A
#V951111	480/80R46	158	A8/B	N/A	N/A
#V951223	480/80R50	159	A8/B	N/A	N/A
#V951224	480/80R50	159	A8/B	N/A	N/A
#951018	520/85R38	155	A8/B	N/A	N/A
#V951018	520/85R38	155	A8/B	N/A	N/A
#951019	520/85R42	157	A8/B	N/A	N/A
#V951019	520/85R42	157	A8/B	N/A	N/A
#V951131	520/85R42	167	D	N/A	N/A
#V951113	520/85R46	158	A8/B	N/A	N/A



8-14.5 G NM518

email



Mobile Home Tire.



---

## Specifications

Manufacturer Item Number

NMST04207

Make

NAMA

Model

NM518

Display Name

8-14.5 G NM518

Sidewall

BSW

Rim Size

14

Inch Width

8

Overall Diameter

27.8

Ply Rating

14

Overall Width

8

Tread Depth

8

---

## Other Sizes

Item Number	Size	Load Rating	Speed Rating	Ply Rating	UTQG
-------------	------	-------------	--------------	------------	------

---



Lawn & Garden Bias Turf tire Suitable for a Variety of Small Equipment Applications.

#### FEATURES

- Non-directional tread design
- Tread orientation
- 4 ply construction
- Flat profile tire design
- Chip and cut resistant rubber compound blend

#### BENEFITS

- Provides good traction in a variety of operating conditions
- Allows self cleaning to improve traction
- Improved wear, tire life and stability
- Larger surface contact area increases tread wear, tire life and stability
- Increased wear, stability and puncture resistance



---

## Specifications

Manufacturer Item Number

T13656011

Make

OTR

Model

CHEVRON

Display Name

13X6.50-6 B CHEVRON

Sidewall

BSW

Rim Size

6

Inch Width

6.5

Diameter

13

Overall Diameter

13.27

Ply Rating

4

Load Capacity Single

460@10MPH lbs

Max Inflation Pressure

28 psi

Weight

5.3 lbs

Measuring Rim Width

4.5

Overall Width

6.3

Tread Depth

11

## Other Sizes

Item Number	Size	Load Rating	Speed Rating	Ply Rating	UTQG
#T1356009	13X5.00-6	N/A	N/A	4	N/A
#T5604135006	13X5.00-6	N/A	N/A	4	N/A
#T5604136506	13X6.50-6	N/A	N/A	4	N/A
#T5604188508	18X8.50-8	N/A	N/A	4	N/A

---





Lawn & Garden Bias tire Providing Exceptional Turf-Friendly Performance for Zero-Turn, Riding and Stand-Up Lawn Mowers.

#### FEATURES

- Tire only
- Unique S-shaped tread design
- High traction tread
- Long wear rubber compound
- OTR Flat-Proofing TyrLyner®

#### BENEFITS

- Optimizes ground contact for superior traction; it won't damage lawns even when making sharp turns and maneuvering on slopes
- Durable, long lasting and reliable
- For an improved flat-proofing option



---

Specifications

Manufacturer Item Number

T18858004

Make

OTR

Model

GRASS MASTER

Display Name

18X8.50-8 B GRASS MASTER

Sidewall

BSW

Rim Size

8

Inch Width

8.5

Diameter

18

Overall Diameter

17.71

Ply Rating

4

Load Capacity Single

825@10MPH lbs

Max Inflation Pressure

22 psi

Weight

13 lbs

Measuring Rim Width

7.0

Overall Width

8.5

Tread Depth

9

## Other Sizes

Item Number	Size	Load Rating	Speed Rating	Ply Rating	UTQG
#T802114005	11X4.00-5	N/A	N/A	4	N/A
#T1566002	15X6.00-6	N/A	N/A	4	N/A
#T802156006	15X6.00-6	N/A	N/A	2	N/A
#T804156006	15X6.00-6	N/A	N/A	4	N/A
#T804156006TLA15X6.00-6		N/A	N/A	4	N/A
#T16658007	16X6.50-8	N/A	N/A	4	N/A
#T804166508	16X6.50-8	N/A	N/A	4	N/A
#T804166508TLA16X6.50-8		N/A	N/A	4	N/A
#T167508004	16X7.50-8	N/A	N/A	4	N/A
#T804167508	16X7.50-8	N/A	N/A	4	N/A
#T804167508S	16X7.50-8	N/A	N/A	4	N/A
#T18105100001	18X10.50-10	N/A	N/A	4	N/A
#T18105100003	18X10.50-10	N/A	N/A	4	N/A
#T80418105010	18X10.50-10	N/A	N/A	4	N/A
#T80418105010FP	18X10.50-10	N/A	N/A	4	N/A
#T186508003	18X6.50-8	N/A	N/A	4	N/A
#T804186508	18X6.50-8	N/A	N/A	4	N/A
#T18780002	18X7.00-8	N/A	N/A	4	N/A
#T804187008	18X7.00-8	N/A	N/A	4	N/A
#T187508001	18X7.50-8	N/A	N/A	4	N/A
#T1885010007	18X8.50-10	N/A	N/A	4	N/A
#T8041885010	18X8.50-10	N/A	N/A	4	N/A
#T18858007	18X8.50-8	N/A	N/A	2	N/A
#T802188508	18X8.50-8	N/A	N/A	2	N/A
#T804188508	18X8.50-8	N/A	N/A	4	N/A
#T804188508FP	18X8.50-8	N/A	N/A	4	N/A
#T804188508TLA	18X8.50-8	N/A	N/A	4	N/A

#T189508003	18X9.50-8	N/A	N/A	4	N/A
#T189508008	18X9.50-8	N/A	N/A	4	N/A
#T18958004	18X9.50-8	N/A	N/A	4	N/A
#T804189508	18X9.50-8	N/A	N/A	4	N/A
#T804189508FP	18X9.50-8	N/A	N/A	4	N/A
#T804189508TLA	18X9.50-8	N/A	N/A	4	N/A
#T84189508FP	18X9.50-8	N/A	N/A	4	N/A
#T201010006	20X10.00-10	N/A	N/A	4	N/A
#T80420100010	20X10.00-10	N/A	N/A	4	N/A
#T20108004	20X10.00-8	N/A	N/A	4	N/A
#T20108012	20X10.00-8	N/A	N/A	8	N/A
#T8022010008FP	20X10.00-8	N/A	N/A	2	N/A
#T8042010008	20X10.00-8	N/A	N/A	4	N/A
#T8042010008TLA	20X10.00-8	N/A	N/A	4	N/A
#T2010508003	20X10.50-8	N/A	N/A	4	N/A
#T2010508004	20X10.50-8	N/A	N/A	6	N/A
#T201210002	20X12.00-10	N/A	N/A	4	N/A
#T80420120010	20X12.00-10	N/A	N/A	4	N/A
#T206510002	20X6.50-10	N/A	N/A	4	N/A
#T8042065010	20X6.50-10	N/A	N/A	4	N/A
#T20810002	20X8.00-10	N/A	N/A	4	N/A
#T8042080010	20X8.00-10	N/A	N/A	4	N/A
#T2088002	20X8.00-8	N/A	N/A	4	N/A
#T804208008	20X8.00-8	N/A	N/A	4	N/A
#T221110007	22X11.00-10	N/A	N/A	4	N/A
#T8022110010	22X11.00-10	N/A	N/A	2	N/A
#T80222110010	22X11.00-10	N/A	N/A	2	N/A
#T80222110010TL	22X11.00-10	N/A	N/A	4	N/A
#T80422110010	22X11.00-10	N/A	N/A	4	N/A

#T80422120012FP22X12.00-12	N/A	N/A	4	N/A
#T8042295012FP22X9.50-12	N/A	N/A	4	N/A
#T2310501200423X10.50-12	N/A	N/A	4	N/A
#T8042310501223X10.50-12	N/A	N/A	4	N/A
#T2395012003 23X9.50-12	N/A	N/A	4	N/A
#T8042395012 23X9.50-12	N/A	N/A	4	N/A
#T8042395012FP23X9.50-12	N/A	N/A	4	N/A
#T8042395012FPTLA23X9.50-12	N/A	N/A	4	N/A
#T241212006 24X12.00-12	N/A	N/A	4	N/A
#T241212010 24X12.00-12	N/A	N/A	4	N/A
#T8042412001224X12.00-12	N/A	N/A	4	N/A
#T80424120012FE9DT24X12.00-12	N/A	N/A	4	N/A
#T80424120012FP24X12.00-12	N/A	N/A	4	N/A
#T80424120012TLA24X12.00-12	N/A	N/A	4	N/A
#T241214003 24X12.00-14	N/A	N/A	4	N/A
#T8042412001424X12.00-14	N/A	N/A	4	N/A
#T249512006 24X9.50-12	N/A	N/A	4	N/A
#T8042495012FP24X9.50-12	N/A	N/A	4	N/A
#T2495014001 24X9.50-14	N/A	N/A	4	N/A
#T8042495014 24X9.50-14	N/A	N/A	4	N/A
#T251012011 25X10.00-12	N/A	N/A	4	N/A
#T8042510001225X10.00-12	N/A	N/A	4	N/A
#T251212001 25X12.00-12	N/A	N/A	4	N/A
#T8042512001225X12.00-12	N/A	N/A	4	N/A
#T8042585014FP25X8.50-12	N/A	N/A	4	N/A
#T8062585014FP25X8.50-14	N/A	N/A	6	N/A
#T25912008 25X9.00-12	N/A	N/A	4	N/A
#T8042590012 25X9.00-12	N/A	N/A	4	N/A
#T261050001 26X10.50-12	N/A	N/A	4	N/A
#T8042610501226X10.50-12	N/A	N/A	4	N/A

#T261212013	26X12.00-12	N/A	N/A	4	N/A
#T261212016	26X12.00-12	N/A	N/A	6	N/A
#T80426120012	26X12.00-12	N/A	N/A	6	N/A
#T80426120012TLA	26X12.00-12	N/A	N/A	6	N/A
#T80426125012	26X12.00-12	N/A	N/A	4	N/A
#T80826120012P	26X12.00-12	N/A	N/A	8	N/A
#T80426120016FP	26X12.00-16	N/A	N/A	4	N/A
#T269512001	26X9.50-12	N/A	N/A	4	N/A
#T8042695012FP	26X9.50-12	N/A	N/A	4	N/A
#T2912515002	29/12.50-15	N/A	N/A	10	N/A
#T3115515009	31X15.50-15	N/A	N/A	10	N/A
#T80103115501531X	15.50-15	N/A	N/A	10	N/A





Lawn & Garden Bias tire Providing Exceptional Turf-Friendly Performance for Zero-Turn, Riding and Stand-Up Lawn Mowers.

#### FEATURES

- Tire only
- Unique S-shaped tread design
- High traction tread
- Long wear rubber compound
- OTR Flat-Proofing TyrLyner®

#### BENEFITS

- Optimizes ground contact for superior traction; it won't damage lawns even when making sharp turns and maneuvering on slopes
- Durable, long lasting and reliable
- For an improved flat-proofing option



---

Specifications

Manufacturer Item Number

T20810002

Make

OTR

Model

GRASS MASTER

Display Name

20X8.00-10 B GRASS MASTER

Sidewall

BSW

Rim Size

10

Inch Width

8

Diameter

20

Ply Rating

4

---

## Other Sizes

Item Number	Size	Load Rating	Speed Rating	Ply Rating	UTQG
#T802114005	11X4.00-5	N/A	N/A	4	N/A
#T1566002	15X6.00-6	N/A	N/A	4	N/A
#T802156006	15X6.00-6	N/A	N/A	2	N/A
#T804156006	15X6.00-6	N/A	N/A	4	N/A
#T804156006TLA15X6.00-6		N/A	N/A	4	N/A
#T16658007	16X6.50-8	N/A	N/A	4	N/A
#T804166508	16X6.50-8	N/A	N/A	4	N/A
#T804166508TLA16X6.50-8		N/A	N/A	4	N/A
#T167508004	16X7.50-8	N/A	N/A	4	N/A

#T804167508	16X7.50-8	N/A	N/A	4	N/A
#T804167508S	16X7.50-8	N/A	N/A	4	N/A
#T18105100001	18X10.50-10	N/A	N/A	4	N/A
#T18105100003	18X10.50-10	N/A	N/A	4	N/A
#T80418105010	18X10.50-10	N/A	N/A	4	N/A
#T80418105010FP	18X10.50-10	N/A	N/A	4	N/A
#T186508003	18X6.50-8	N/A	N/A	4	N/A
#T804186508	18X6.50-8	N/A	N/A	4	N/A
#T18780002	18X7.00-8	N/A	N/A	4	N/A
#T804187008	18X7.00-8	N/A	N/A	4	N/A
#T187508001	18X7.50-8	N/A	N/A	4	N/A
#T1885010007	18X8.50-10	N/A	N/A	4	N/A
#T8041885010	18X8.50-10	N/A	N/A	4	N/A
#T18858004	18X8.50-8	N/A	N/A	4	N/A
#T18858007	18X8.50-8	N/A	N/A	2	N/A
#T802188508	18X8.50-8	N/A	N/A	2	N/A
#T804188508	18X8.50-8	N/A	N/A	4	N/A
#T804188508FP	18X8.50-8	N/A	N/A	4	N/A
#T804188508TLA	18X8.50-8	N/A	N/A	4	N/A
#T189508003	18X9.50-8	N/A	N/A	4	N/A
#T189508008	18X9.50-8	N/A	N/A	4	N/A
#T18958004	18X9.50-8	N/A	N/A	4	N/A
#T804189508	18X9.50-8	N/A	N/A	4	N/A
#T804189508FP	18X9.50-8	N/A	N/A	4	N/A
#T804189508TLA	18X9.50-8	N/A	N/A	4	N/A
#T84189508FP	18X9.50-8	N/A	N/A	4	N/A
#T201010006	20X10.00-10	N/A	N/A	4	N/A
#T80420100010	20X10.00-10	N/A	N/A	4	N/A
#T20108004	20X10.00-8	N/A	N/A	4	N/A
#T20108012	20X10.00-8	N/A	N/A	8	N/A

#T8022010008FP20X10.00-8	N/A	N/A	2	N/A
#T8042010008 20X10.00-8	N/A	N/A	4	N/A
#T8042010008TLA20X10.00-8	N/A	N/A	4	N/A
#T2010508003 20X10.50-8	N/A	N/A	4	N/A
#T2010508004 20X10.50-8	N/A	N/A	6	N/A
#T201210002 20X12.00-10	N/A	N/A	4	N/A
#T8042012001020X12.00-10	N/A	N/A	4	N/A
#T206510002 20X6.50-10	N/A	N/A	4	N/A
#T8042065010 20X6.50-10	N/A	N/A	4	N/A
#T8042080010 20X8.00-10	N/A	N/A	4	N/A
#T2088002 20X8.00-8	N/A	N/A	4	N/A
#T804208008 20X8.00-8	N/A	N/A	4	N/A
#T221110007 22X11.00-10	N/A	N/A	4	N/A
#T8022110010 22X11.00-10	N/A	N/A	2	N/A
#T80222110010 22X11.00-10	N/A	N/A	2	N/A
#T80222110010TL22X11.00-10	N/A	N/A	4	N/A
#T80422110010 22X11.00-10	N/A	N/A	4	N/A
#T80422120012FP22X12.00-12	N/A	N/A	4	N/A
#T8042295012FP22X9.50-12	N/A	N/A	4	N/A
#T2310501200423X10.50-12	N/A	N/A	4	N/A
#T8042310501223X10.50-12	N/A	N/A	4	N/A
#T2395012003 23X9.50-12	N/A	N/A	4	N/A
#T8042395012 23X9.50-12	N/A	N/A	4	N/A
#T8042395012FP23X9.50-12	N/A	N/A	4	N/A
#T8042395012FPTLA23X9.50-12	N/A	N/A	4	N/A
#T241212006 24X12.00-12	N/A	N/A	4	N/A
#T241212010 24X12.00-12	N/A	N/A	4	N/A
#T8042412001224X12.00-12	N/A	N/A	4	N/A
#T80424120012FE9DT24X12.00-12	N/A	N/A	4	N/A

#T80424120012FP24X12.00-12	N/A	N/A	4	N/A
#T80424120012TLA24X12.00-12	N/A	N/A	4	N/A
#T241214003 24X12.00-14	N/A	N/A	4	N/A
#T8042412001424X12.00-14	N/A	N/A	4	N/A
#T249512006 24X9.50-12	N/A	N/A	4	N/A
#T8042495012FP24X9.50-12	N/A	N/A	4	N/A
#T2495014001 24X9.50-14	N/A	N/A	4	N/A
#T8042495014 24X9.50-14	N/A	N/A	4	N/A
#T251012011 25X10.00-12	N/A	N/A	4	N/A
#T8042510001225X10.00-12	N/A	N/A	4	N/A
#T251212001 25X12.00-12	N/A	N/A	4	N/A
#T8042512001225X12.00-12	N/A	N/A	4	N/A
#T8042585014FP25X8.50-12	N/A	N/A	4	N/A
#T8062585014FP25X8.50-14	N/A	N/A	6	N/A
#T25912008 25X9.00-12	N/A	N/A	4	N/A
#T8042590012 25X9.00-12	N/A	N/A	4	N/A
#T261050001 26X10.50-12	N/A	N/A	4	N/A
#T8042610501226X10.50-12	N/A	N/A	4	N/A
#T261212013 26X12.00-12	N/A	N/A	4	N/A
#T261212016 26X12.00-12	N/A	N/A	6	N/A
#T8042612001226X12.00-12	N/A	N/A	6	N/A
#T80426120012TLA26X12.00-12	N/A	N/A	6	N/A
#T8042612501226X12.00-12	N/A	N/A	4	N/A
#T80826120012P26X12.00-12	N/A	N/A	8	N/A
#T80426120016FP26X12.00-16	N/A	N/A	4	N/A
#T269512001 26X9.50-12	N/A	N/A	4	N/A
#T8042695012FP26X9.50-12	N/A	N/A	4	N/A
#T2912515002 29/12.50-15	N/A	N/A	10	N/A
#T3115515009 31X15.50-15	N/A	N/A	10	N/A
#T80103115501531X15.50-15	N/A	N/A	10	N/A





Lawn & Garden Bias tire Providing Exceptional Turf-Friendly Performance for Zero-Turn, Riding and Stand-Up Lawn Mowers.

#### FEATURES

- Tire only
- Unique S-shaped tread design
- High traction tread
- Long wear rubber compound
- OTR Flat-Proofing TyrLyner®

#### BENEFITS

- Optimizes ground contact for superior traction; it won't damage lawns even when making sharp turns and maneuvering on slopes
- Durable, long lasting and reliable
- For an improved flat-proofing option



---

Specifications

Manufacturer Item Number

T201010006

Make

OTR

Model

GRASS MASTER

Display Name

20X10.00-10 B GRASS MASTER

Sidewall

BSW

Rim Size

10

Inch Width

10

Diameter

20

Overall Diameter

19.49

Ply Rating

4

Load Capacity Single

1170@10MPH lbs

Max Inflation Pressure

22 psi

Weight

13.64 lbs

Measuring Rim Width

7.0

---

## Other Sizes

Item Number	Size	Load Rating	Speed Rating	Ply Rating	UTQG
-------------	------	-------------	--------------	------------	------

#T802114005	11X4.00-5	N/A	N/A	4	N/A
#T1566002	15X6.00-6	N/A	N/A	4	N/A
#T802156006	15X6.00-6	N/A	N/A	2	N/A
#T804156006	15X6.00-6	N/A	N/A	4	N/A
#T804156006TLA15X6.00-6		N/A	N/A	4	N/A
#T16658007	16X6.50-8	N/A	N/A	4	N/A
#T804166508	16X6.50-8	N/A	N/A	4	N/A
#T804166508TLA16X6.50-8		N/A	N/A	4	N/A
#T167508004	16X7.50-8	N/A	N/A	4	N/A
#T804167508	16X7.50-8	N/A	N/A	4	N/A
#T804167508S	16X7.50-8	N/A	N/A	4	N/A
#T18105100001	18X10.50-10	N/A	N/A	4	N/A
#T18105100003	18X10.50-10	N/A	N/A	4	N/A
#T80418105010	18X10.50-10	N/A	N/A	4	N/A
#T80418105010FP	18X10.50-10	N/A	N/A	4	N/A
#T186508003	18X6.50-8	N/A	N/A	4	N/A
#T804186508	18X6.50-8	N/A	N/A	4	N/A
#T18780002	18X7.00-8	N/A	N/A	4	N/A
#T804187008	18X7.00-8	N/A	N/A	4	N/A
#T187508001	18X7.50-8	N/A	N/A	4	N/A
#T1885010007	18X8.50-10	N/A	N/A	4	N/A
#T8041885010	18X8.50-10	N/A	N/A	4	N/A
#T18858004	18X8.50-8	N/A	N/A	4	N/A
#T18858007	18X8.50-8	N/A	N/A	2	N/A
#T802188508	18X8.50-8	N/A	N/A	2	N/A
#T804188508	18X8.50-8	N/A	N/A	4	N/A
#T804188508FP	18X8.50-8	N/A	N/A	4	N/A
#T804188508TLA18X8.50-8		N/A	N/A	4	N/A
#T189508003	18X9.50-8	N/A	N/A	4	N/A
#T189508008	18X9.50-8	N/A	N/A	4	N/A

#T18958004	18X9.50-8	N/A	N/A	4	N/A
#T804189508	18X9.50-8	N/A	N/A	4	N/A
#T804189508FP	18X9.50-8	N/A	N/A	4	N/A
#T804189508TLA	18X9.50-8	N/A	N/A	4	N/A
#T84189508FP	18X9.50-8	N/A	N/A	4	N/A
#T80420100010	20X10.00-10	N/A	N/A	4	N/A
#T20108004	20X10.00-8	N/A	N/A	4	N/A
#T20108012	20X10.00-8	N/A	N/A	8	N/A
#T8022010008FP	20X10.00-8	N/A	N/A	2	N/A
#T8042010008	20X10.00-8	N/A	N/A	4	N/A
#T8042010008TLA	20X10.00-8	N/A	N/A	4	N/A
#T2010508003	20X10.50-8	N/A	N/A	4	N/A
#T2010508004	20X10.50-8	N/A	N/A	6	N/A
#T201210002	20X12.00-10	N/A	N/A	4	N/A
#T80420120010	20X12.00-10	N/A	N/A	4	N/A
#T206510002	20X6.50-10	N/A	N/A	4	N/A
#T8042065010	20X6.50-10	N/A	N/A	4	N/A
#T20810002	20X8.00-10	N/A	N/A	4	N/A
#T8042080010	20X8.00-10	N/A	N/A	4	N/A
#T2088002	20X8.00-8	N/A	N/A	4	N/A
#T804208008	20X8.00-8	N/A	N/A	4	N/A
#T221110007	22X11.00-10	N/A	N/A	4	N/A
#T8022110010	22X11.00-10	N/A	N/A	2	N/A
#T80222110010	22X11.00-10	N/A	N/A	2	N/A
#T80222110010TL	22X11.00-10	N/A	N/A	4	N/A
#T80422110010	22X11.00-10	N/A	N/A	4	N/A
#T80422120012FP	22X12.00-12	N/A	N/A	4	N/A
#T8042295012FP	22X9.50-12	N/A	N/A	4	N/A
#T23105012004	23X10.50-12	N/A	N/A	4	N/A

#T8042310501223X10.50-12	N/A	N/A	4	N/A
#T2395012003 23X9.50-12	N/A	N/A	4	N/A
#T8042395012 23X9.50-12	N/A	N/A	4	N/A
#T8042395012FP23X9.50-12	N/A	N/A	4	N/A
#T8042395012FPTLA23X9.50-12	N/A	N/A	4	N/A
#T241212006 24X12.00-12	N/A	N/A	4	N/A
#T241212010 24X12.00-12	N/A	N/A	4	N/A
#T8042412001224X12.00-12	N/A	N/A	4	N/A
#T80424120012FE9DT24X12.00-12	N/A	N/A	4	N/A
#T80424120012FP24X12.00-12	N/A	N/A	4	N/A
#T80424120012TLA24X12.00-12	N/A	N/A	4	N/A
#T241214003 24X12.00-14	N/A	N/A	4	N/A
#T8042412001424X12.00-14	N/A	N/A	4	N/A
#T249512006 24X9.50-12	N/A	N/A	4	N/A
#T8042495012FP24X9.50-12	N/A	N/A	4	N/A
#T2495014001 24X9.50-14	N/A	N/A	4	N/A
#T8042495014 24X9.50-14	N/A	N/A	4	N/A
#T251012011 25X10.00-12	N/A	N/A	4	N/A
#T8042510001225X10.00-12	N/A	N/A	4	N/A
#T251212001 25X12.00-12	N/A	N/A	4	N/A
#T8042512001225X12.00-12	N/A	N/A	4	N/A
#T8042585014FP25X8.50-12	N/A	N/A	4	N/A
#T8062585014FP25X8.50-14	N/A	N/A	6	N/A
#T25912008 25X9.00-12	N/A	N/A	4	N/A
#T8042590012 25X9.00-12	N/A	N/A	4	N/A
#T261050001 26X10.50-12	N/A	N/A	4	N/A
#T8042610501226X10.50-12	N/A	N/A	4	N/A
#T261212013 26X12.00-12	N/A	N/A	4	N/A
#T261212016 26X12.00-12	N/A	N/A	6	N/A
#T8042612001226X12.00-12	N/A	N/A	6	N/A

#T80426120012TLA26X12.00-12	N/A	N/A	6	N/A
#T8042612501226X12.00-12	N/A	N/A	4	N/A
#T80826120012P26X12.00-12	N/A	N/A	8	N/A
#T80426120016FP26X12.00-16	N/A	N/A	4	N/A
#T269512001 26X9.50-12	N/A	N/A	4	N/A
#T8042695012FP26X9.50-12	N/A	N/A	4	N/A
#T2912515002 29/12.50-15	N/A	N/A	10	N/A
#T3115515009 31X15.50-15	N/A	N/A	10	N/A
#T80103115501531X15.50-15	N/A	N/A	10	N/A

---





Lawn & Garden Bias tire Providing Exceptional Turf-Friendly Performance for Zero-Turn, Riding and Stand-Up Lawn Mowers.

#### FEATURES

- Tire only
- Unique S-shaped tread design
- High traction tread
- Long wear rubber compound
- OTR Flat-Proofing TyrLyner®

#### BENEFITS

- Optimizes ground contact for superior traction; it won't damage lawns even when making sharp turns and maneuvering on slopes
- Durable, long lasting and reliable
- For an improved flat-proofing option



---

Specifications

Manufacturer Item Number

T241212006

Make

OTR

Model

GRASS MASTER

Display Name

24X12.00-12 B GRASS MASTER

Sidewall

BSW

Rim Size

12

Inch Width

12

Diameter

24

Overall Diameter

23.86

Ply Rating

4

Load Capacity Single

1710@10MPH lbs

Max Inflation Pressure

20 psi

Weight

20.68 lbs

Measuring Rim Width

10.5

Overall Width

11.54

---

Other Sizes

Item Number	Size	Load Rating	Speed Rating	Ply Rating	UTQG
#T802114005	11X4.00-5	N/A	N/A	4	N/A
#T1566002	15X6.00-6	N/A	N/A	4	N/A
#T802156006	15X6.00-6	N/A	N/A	2	N/A
#T804156006	15X6.00-6	N/A	N/A	4	N/A
#T804156006TLA15X6.00-6		N/A	N/A	4	N/A
#T16658007	16X6.50-8	N/A	N/A	4	N/A
#T804166508	16X6.50-8	N/A	N/A	4	N/A
#T804166508TLA16X6.50-8		N/A	N/A	4	N/A
#T167508004	16X7.50-8	N/A	N/A	4	N/A
#T804167508	16X7.50-8	N/A	N/A	4	N/A
#T804167508S	16X7.50-8	N/A	N/A	4	N/A
#T18105100001	18X10.50-10	N/A	N/A	4	N/A
#T18105100003	18X10.50-10	N/A	N/A	4	N/A
#T80418105010	18X10.50-10	N/A	N/A	4	N/A
#T80418105010FP	18X10.50-10	N/A	N/A	4	N/A
#T186508003	18X6.50-8	N/A	N/A	4	N/A
#T804186508	18X6.50-8	N/A	N/A	4	N/A
#T18780002	18X7.00-8	N/A	N/A	4	N/A
#T804187008	18X7.00-8	N/A	N/A	4	N/A
#T187508001	18X7.50-8	N/A	N/A	4	N/A
#T1885010007	18X8.50-10	N/A	N/A	4	N/A
#T8041885010	18X8.50-10	N/A	N/A	4	N/A
#T18858004	18X8.50-8	N/A	N/A	4	N/A
#T18858007	18X8.50-8	N/A	N/A	2	N/A
#T802188508	18X8.50-8	N/A	N/A	2	N/A
#T804188508	18X8.50-8	N/A	N/A	4	N/A
#T804188508FP	18X8.50-8	N/A	N/A	4	N/A
#T804188508TLA	18X8.50-8	N/A	N/A	4	N/A

#T189508003	18X9.50-8	N/A	N/A	4	N/A
#T189508008	18X9.50-8	N/A	N/A	4	N/A
#T18958004	18X9.50-8	N/A	N/A	4	N/A
#T804189508	18X9.50-8	N/A	N/A	4	N/A
#T804189508FP	18X9.50-8	N/A	N/A	4	N/A
#T804189508TLA	18X9.50-8	N/A	N/A	4	N/A
#T84189508FP	18X9.50-8	N/A	N/A	4	N/A
#T201010006	20X10.00-10	N/A	N/A	4	N/A
#T80420100010	20X10.00-10	N/A	N/A	4	N/A
#T20108004	20X10.00-8	N/A	N/A	4	N/A
#T20108012	20X10.00-8	N/A	N/A	8	N/A
#T8022010008FP	20X10.00-8	N/A	N/A	2	N/A
#T8042010008	20X10.00-8	N/A	N/A	4	N/A
#T8042010008TLA	20X10.00-8	N/A	N/A	4	N/A
#T2010508003	20X10.50-8	N/A	N/A	4	N/A
#T2010508004	20X10.50-8	N/A	N/A	6	N/A
#T201210002	20X12.00-10	N/A	N/A	4	N/A
#T80420120010	20X12.00-10	N/A	N/A	4	N/A
#T206510002	20X6.50-10	N/A	N/A	4	N/A
#T8042065010	20X6.50-10	N/A	N/A	4	N/A
#T20810002	20X8.00-10	N/A	N/A	4	N/A
#T8042080010	20X8.00-10	N/A	N/A	4	N/A
#T2088002	20X8.00-8	N/A	N/A	4	N/A
#T804208008	20X8.00-8	N/A	N/A	4	N/A
#T221110007	22X11.00-10	N/A	N/A	4	N/A
#T8022110010	22X11.00-10	N/A	N/A	2	N/A
#T80222110010	22X11.00-10	N/A	N/A	2	N/A
#T80222110010TL	22X11.00-10	N/A	N/A	4	N/A
#T80422110010	22X11.00-10	N/A	N/A	4	N/A
#T80422120012FP	22X12.00-12	N/A	N/A	4	N/A

#T8042295012FP22X9.50-12	N/A	N/A	4	N/A
#T2310501200423X10.50-12	N/A	N/A	4	N/A
#T8042310501223X10.50-12	N/A	N/A	4	N/A
#T2395012003 23X9.50-12	N/A	N/A	4	N/A
#T8042395012 23X9.50-12	N/A	N/A	4	N/A
#T8042395012FP23X9.50-12	N/A	N/A	4	N/A
#T8042395012FPTLA23X9.50-12	N/A	N/A	4	N/A
#T241212010 24X12.00-12	N/A	N/A	4	N/A
#T8042412001224X12.00-12	N/A	N/A	4	N/A
#T80424120012FE9DT24X12.00-12	N/A	N/A	4	N/A
#T80424120012FP24X12.00-12	N/A	N/A	4	N/A
#T80424120012TLA24X12.00-12	N/A	N/A	4	N/A
#T241214003 24X12.00-14	N/A	N/A	4	N/A
#T8042412001424X12.00-14	N/A	N/A	4	N/A
#T249512006 24X9.50-12	N/A	N/A	4	N/A
#T8042495012FP24X9.50-12	N/A	N/A	4	N/A
#T2495014001 24X9.50-14	N/A	N/A	4	N/A
#T8042495014 24X9.50-14	N/A	N/A	4	N/A
#T251012011 25X10.00-12	N/A	N/A	4	N/A
#T8042510001225X10.00-12	N/A	N/A	4	N/A
#T251212001 25X12.00-12	N/A	N/A	4	N/A
#T8042512001225X12.00-12	N/A	N/A	4	N/A
#T8042585014FP25X8.50-12	N/A	N/A	4	N/A
#T8062585014FP25X8.50-14	N/A	N/A	6	N/A
#T25912008 25X9.00-12	N/A	N/A	4	N/A
#T8042590012 25X9.00-12	N/A	N/A	4	N/A
#T261050001 26X10.50-12	N/A	N/A	4	N/A
#T8042610501226X10.50-12	N/A	N/A	4	N/A
#T261212013 26X12.00-12	N/A	N/A	4	N/A

#T261212016	26X12.00-12	N/A	N/A	6	N/A
#T8042612001226X12.00-12		N/A	N/A	6	N/A
#T80426120012TLA26X12.00-12		N/A	N/A	6	N/A
#T8042612501226X12.00-12		N/A	N/A	4	N/A
#T80826120012P26X12.00-12		N/A	N/A	8	N/A
#T80426120016FP26X12.00-16		N/A	N/A	4	N/A
#T269512001	26X9.50-12	N/A	N/A	4	N/A
#T8042695012FP26X9.50-12		N/A	N/A	4	N/A
#T2912515002	29/12.50-15	N/A	N/A	10	N/A
#T3115515009	31X15.50-15	N/A	N/A	10	N/A
#T80103115501531X15.50-15		N/A	N/A	10	N/A

---



Lawn & Garden Bias tire Providing Exceptional Turf-Friendly Performance for Zero-Turn, Riding and Stand-Up Lawn Mowers.

#### FEATURES

- Tire only
- Unique S-shaped tread design
- High traction tread
- Long wear rubber compound
- OTR Flat-Proofing TyrLyner®

#### BENEFITS

- Optimizes ground contact for superior traction; it won't damage lawns even when making sharp turns and maneuvering on slopes
- Durable, long lasting and reliable
- For an improved flat-proofing option



---

#### Specifications

Manufacturer Item Number

T23105012004

Make

OTR

Model

GRASS MASTER

Display Name

23X10.50-12 B GRASS MASTER

Sidewall

BSW

Rim Size

12

Inch Width

10.5

Diameter

23

Overall Diameter

22.51

Ply Rating

4

Load Capacity Single

1320@10MPH lbs

Max Inflation Pressure

22 psi

Weight

24 lbs

Measuring Rim Width

8.5

Overall Width

10.4

---

Other Sizes

Item Number	Size	Load Rating	Speed Rating	Ply Rating	UTQG
#T802114005	11X4.00-5	N/A	N/A	4	N/A
#T1566002	15X6.00-6	N/A	N/A	4	N/A
#T802156006	15X6.00-6	N/A	N/A	2	N/A
#T804156006	15X6.00-6	N/A	N/A	4	N/A
#T804156006TLA15X6.00-6		N/A	N/A	4	N/A
#T16658007	16X6.50-8	N/A	N/A	4	N/A
#T804166508	16X6.50-8	N/A	N/A	4	N/A
#T804166508TLA16X6.50-8		N/A	N/A	4	N/A
#T167508004	16X7.50-8	N/A	N/A	4	N/A
#T804167508	16X7.50-8	N/A	N/A	4	N/A
#T804167508S	16X7.50-8	N/A	N/A	4	N/A
#T18105100001	18X10.50-10	N/A	N/A	4	N/A
#T18105100003	18X10.50-10	N/A	N/A	4	N/A
#T80418105010	18X10.50-10	N/A	N/A	4	N/A
#T80418105010FP	18X10.50-10	N/A	N/A	4	N/A
#T186508003	18X6.50-8	N/A	N/A	4	N/A
#T804186508	18X6.50-8	N/A	N/A	4	N/A
#T18780002	18X7.00-8	N/A	N/A	4	N/A
#T804187008	18X7.00-8	N/A	N/A	4	N/A
#T187508001	18X7.50-8	N/A	N/A	4	N/A
#T1885010007	18X8.50-10	N/A	N/A	4	N/A
#T8041885010	18X8.50-10	N/A	N/A	4	N/A
#T18858004	18X8.50-8	N/A	N/A	4	N/A
#T18858007	18X8.50-8	N/A	N/A	2	N/A
#T802188508	18X8.50-8	N/A	N/A	2	N/A
#T804188508	18X8.50-8	N/A	N/A	4	N/A
#T804188508FP	18X8.50-8	N/A	N/A	4	N/A
#T804188508TLA18X8.50-8		N/A	N/A	4	N/A

#T189508003	18X9.50-8	N/A	N/A	4	N/A
#T189508008	18X9.50-8	N/A	N/A	4	N/A
#T18958004	18X9.50-8	N/A	N/A	4	N/A
#T804189508	18X9.50-8	N/A	N/A	4	N/A
#T804189508FP	18X9.50-8	N/A	N/A	4	N/A
#T804189508TLA	18X9.50-8	N/A	N/A	4	N/A
#T84189508FP	18X9.50-8	N/A	N/A	4	N/A
#T201010006	20X10.00-10	N/A	N/A	4	N/A
#T80420100010	20X10.00-10	N/A	N/A	4	N/A
#T20108004	20X10.00-8	N/A	N/A	4	N/A
#T20108012	20X10.00-8	N/A	N/A	8	N/A
#T8022010008FP	20X10.00-8	N/A	N/A	2	N/A
#T8042010008	20X10.00-8	N/A	N/A	4	N/A
#T8042010008TLA	20X10.00-8	N/A	N/A	4	N/A
#T2010508003	20X10.50-8	N/A	N/A	4	N/A
#T2010508004	20X10.50-8	N/A	N/A	6	N/A
#T201210002	20X12.00-10	N/A	N/A	4	N/A
#T80420120010	20X12.00-10	N/A	N/A	4	N/A
#T206510002	20X6.50-10	N/A	N/A	4	N/A
#T8042065010	20X6.50-10	N/A	N/A	4	N/A
#T20810002	20X8.00-10	N/A	N/A	4	N/A
#T8042080010	20X8.00-10	N/A	N/A	4	N/A
#T2088002	20X8.00-8	N/A	N/A	4	N/A
#T804208008	20X8.00-8	N/A	N/A	4	N/A
#T221110007	22X11.00-10	N/A	N/A	4	N/A
#T8022110010	22X11.00-10	N/A	N/A	2	N/A
#T80222110010	22X11.00-10	N/A	N/A	2	N/A
#T80222110010TL	22X11.00-10	N/A	N/A	4	N/A
#T80422110010	22X11.00-10	N/A	N/A	4	N/A
#T80422120012FP	22X12.00-12	N/A	N/A	4	N/A

#T8042295012FP22X9.50-12	N/A	N/A	4	N/A
#T8042310501223X10.50-12	N/A	N/A	4	N/A
#T2395012003 23X9.50-12	N/A	N/A	4	N/A
#T8042395012 23X9.50-12	N/A	N/A	4	N/A
#T8042395012FP23X9.50-12	N/A	N/A	4	N/A
#T8042395012FPTLA23X9.50-12	N/A	N/A	4	N/A
#T241212006 24X12.00-12	N/A	N/A	4	N/A
#T241212010 24X12.00-12	N/A	N/A	4	N/A
#T8042412001224X12.00-12	N/A	N/A	4	N/A
#T80424120012FE9DT24X12.00-12	N/A	N/A	4	N/A
#T80424120012FP24X12.00-12	N/A	N/A	4	N/A
#T80424120012TLA24X12.00-12	N/A	N/A	4	N/A
#T241214003 24X12.00-14	N/A	N/A	4	N/A
#T8042412001424X12.00-14	N/A	N/A	4	N/A
#T249512006 24X9.50-12	N/A	N/A	4	N/A
#T8042495012FP24X9.50-12	N/A	N/A	4	N/A
#T2495014001 24X9.50-14	N/A	N/A	4	N/A
#T8042495014 24X9.50-14	N/A	N/A	4	N/A
#T251012011 25X10.00-12	N/A	N/A	4	N/A
#T8042510001225X10.00-12	N/A	N/A	4	N/A
#T251212001 25X12.00-12	N/A	N/A	4	N/A
#T8042512001225X12.00-12	N/A	N/A	4	N/A
#T8042585014FP25X8.50-12	N/A	N/A	4	N/A
#T8062585014FP25X8.50-14	N/A	N/A	6	N/A
#T25912008 25X9.00-12	N/A	N/A	4	N/A
#T8042590012 25X9.00-12	N/A	N/A	4	N/A
#T261050001 26X10.50-12	N/A	N/A	4	N/A
#T8042610501226X10.50-12	N/A	N/A	4	N/A
#T261212013 26X12.00-12	N/A	N/A	4	N/A

#T261212016	26X12.00-12	N/A	N/A	6	N/A
#T80426120012	26X12.00-12	N/A	N/A	6	N/A
#T80426120012TLA	26X12.00-12	N/A	N/A	6	N/A
#T80426125012	26X12.00-12	N/A	N/A	4	N/A
#T80826120012P	26X12.00-12	N/A	N/A	8	N/A
#T80426120016FP	26X12.00-16	N/A	N/A	4	N/A
#T269512001	26X9.50-12	N/A	N/A	4	N/A
#T8042695012FP	26X9.50-12	N/A	N/A	4	N/A
#T2912515002	29/12.50-15	N/A	N/A	10	N/A
#T3115515009	31X15.50-15	N/A	N/A	10	N/A
#T80103115501531X	15.50-15	N/A	N/A	10	N/A

---



ST205/75R15 D ST RADIAL

email



Special Trailer (ST) Radial tire for Trailers in Highway Service.



---

## Specifications

Manufacturer Item Number

**TMST05**

Make

**TRAILER MASTER**

Model

**ST RADIAL**

Display Name

**ST205/75R15 D ST RADIAL**

Sidewall

**BSW**

Section Width

205

Aspect Ratio

75

Rim Size

15

Load Rating (Single/Double)

107/102

Speed Rating

L

Ply Rating

8

Load Capacity Single

2150 lbs

Load Capacity Dual

1870 lbs

Max Inflation Pressure

65 psi

Tread Depth

9

---

## Other Sizes

Item Number	Size	Load Rating	Speed Rating	Ply Rating	UTQG
#TMST01	ST175/80R13	91/87	L	6	N/A
#TMST15	ST175/80R13	97/93	L	8	N/A
#TMST02	ST205/75R14	100/96	L	6	N/A
#TMST16	ST205/75R14	105/101	L	8	N/A
#TMST04	ST205/75R15	109/97	L	6	N/A
#TMST05A	ST205/75R15	111/106	L	10	N/A
#TMST17	ST215/75R14	108/103	L	8	N/A
#TMST03	ST215/75R16	102/98	L	6	N/A

#TMST06	ST225/75R15	113/108	L	8	N/A
#TMST07	ST225/75R15	117/112	L	10	N/A
#TMST08	ST235/80R16	124/119	L	10	N/A
#TMST08A	ST235/80R16	126/122	L	12	N/A
#TMST09	ST235/85R16	128/124	L	12	N/A
#TMST09A	ST235/85R16	125/121	L	10	N/A
#TMST18	ST235/85R16	125/121	L	10	N/A

---

ST235/80R16 E ST RADIAL

email



Special Trailer (ST) Radial tire for Trailers in Highway Service.



---

## Specifications

Manufacturer Item Number

TMST08

Make

TRAILER MASTER

Model

ST RADIAL

Display Name

ST235/80R16 E ST RADIAL

Sidewall

BSW

Section Width

235

Aspect Ratio

80

Rim Size

16

Load Rating (Single/Double)

124/119

Speed Rating

L

Ply Rating

10

Load Capacity Single

3520 lbs

Load Capacity Dual

3080 lbs

Max Inflation Pressure

80 psi

Tread Depth

9

---

## Other Sizes

Item Number	Size	Load Rating	Speed Rating	Ply Rating	UTQG
#TMST01	ST175/80R13	91/87	L	6	N/A
#TMST15	ST175/80R13	97/93	L	8	N/A
#TMST02	ST205/75R14	100/96	L	6	N/A
#TMST16	ST205/75R14	105/101	L	8	N/A
#TMST04	ST205/75R15	109/97	L	6	N/A
#TMST05	ST205/75R15	107/102	L	8	N/A
#TMST05A	ST205/75R15	111/106	L	10	N/A
#TMST17	ST215/75R14	108/103	L	8	N/A

#TMST03	ST215/75R16	102/98	L	6	N/A
#TMST06	ST225/75R15	113/108	L	8	N/A
#TMST07	ST225/75R15	117/112	L	10	N/A
#TMST08A	ST235/80R16	126/122	L	12	N/A
#TMST09	ST235/85R16	128/124	L	12	N/A
#TMST09A	ST235/85R16	125/121	L	10	N/A
#TMST18	ST235/85R16	125/121	L	10	N/A

---

ST225/90R16 (750R16) G ALL STEEL STR

email



Radial STR Trailer Tire.



---

## Specifications

Manufacturer Item Number

**TMST12**

Make

**TRAILER MASTER**

Model

**ALL STEEL STR**

Display Name

**ST225/90R16 (750R16) G ALL STEEL STR**

Sidewall

**BSW**

Section Width

225

Aspect Ratio

90

Rim Size

16

Load Rating (Single/Double)

128/124

Speed Rating

M

Ply Rating

14

Load Capacity Single

3970 lbs

Load Capacity Dual

3525 lbs

Max Inflation Pressure

120 psi

Tread Depth

13

---

## Other Sizes

Item Number	Size	Load Rating	Speed Rating	Ply Rating	UTQG
#TMST13	ST225/75R15	121/117	M	12	N/A
#TMST13A	ST225/75R15	124/121	L	14	N/A
#TMST11	ST235/80R16	129/125	M	14	N/A
#TMST11A	ST235/80R16	130/126	L	16	N/A
#TMST10	ST235/85R16	132/127	M	14	N/A
#TMST10A	ST235/85R16	133/128	L	16	N/A

---

ST175/80R13 D ST RADIAL

email



Special Trailer (ST) Radial tire for Trailers in Highway Service.



---

## Specifications

Manufacturer Item Number

**TMST15**

Make

**TRAILER MASTER**

Model

**ST RADIAL**

Display Name

**ST175/80R13 D ST RADIAL**

Sidewall

**BSW**

Section Width

175

Aspect Ratio

80

Rim Size

13

Load Rating (Single/Double)

97/93

Speed Rating

L

Ply Rating

8

Load Capacity Single

1610 lbs

Load Capacity Dual

1430 lbs

Max Inflation Pressure

65 psi

Tread Depth

9

## Other Sizes

Item Number	Size	Load Rating	Speed Rating	Ply Rating	UTQG
#TMST01	ST175/80R13	91/87	L	6	N/A
#TMST02	ST205/75R14	100/96	L	6	N/A
#TMST16	ST205/75R14	105/101	L	8	N/A
#TMST04	ST205/75R15	109/97	L	6	N/A
#TMST05	ST205/75R15	107/102	L	8	N/A
#TMST05A	ST205/75R15	111/106	L	10	N/A
#TMST17	ST215/75R14	108/103	L	8	N/A
#TMST03	ST215/75R16	102/98	L	6	N/A

#TMST06	ST225/75R15	113/108	L	8	N/A
#TMST07	ST225/75R15	117/112	L	10	N/A
#TMST08	ST235/80R16	124/119	L	10	N/A
#TMST08A	ST235/80R16	126/122	L	12	N/A
#TMST09	ST235/85R16	128/124	L	12	N/A
#TMST09A	ST235/85R16	125/121	L	10	N/A
#TMST18	ST235/85R16	125/121	L	10	N/A

---



2014



**PASSENGER & LIGHT TRUCK DATA BOOK**



## PASSENGER TIRES COMPARISON CHART

	<i>Tread Life</i>	<i>Wet Traction</i>	<i>Quiet Ride</i>	<i>Handling</i>	<i>Winter Traction</i>	<i>Treadwear Warranty*</i>
Tiger Paw® GTZ All Season	6	10	8	10	5	Standard
Tiger Paw® Touring H/V	9	9	9	9	6	55,000
Tiger Paw® Touring T	10	9	9	8	7	70,000
Tiger Paw® AWP II	9	8	10	6	7	65,000
Tiger Paw® AS65	8	7	8	7	5	65,000
Tiger Paw® Ice & Snow™ II†	5	6	6	5	10	Standard

†Winter attributes compared to all-season tires. Please note winter tires are specifically designed to excel in wintery conditions vs. all-season tires.

## LIGHT TRUCK/SUV/CROSSOVER & COMMERCIAL TIRES COMPARISON CHART

	<i>Tread Life</i>	<i>Wet Traction</i>	<i>Quiet Ride</i>	<i>Handling</i>	<i>Winter Traction</i>	<i>Mud Traction</i>	<i>Treadwear Warranty*</i>
Laredo® Cross Country Tour	10	10	10	10	6	6	60,000
Laredo® Cross Country	10	9	9	9	7	7	P Metric: 55,000 LT: 50,000
Laredo® HD/H™	9	8	8	8	6	7	50,000
Laredo® HD/T™	7	7	6	6	10	10	Standard

Rating Key:  
Lower Performance = 1  
Best Performance = 10

---

## **TABLE OF CONTENTS**

---

### **ULTRA-HIGH PERFORMANCE TIRES**

**TIGER PAW® GTZ ALL SEASON** .....2-3

### **PERFORMANCE/PASSENGER TIRES**

**TIGER PAW® TOURING** .....4-7

**TIGER PAW® AWP II**.....8-9

**TIGER PAW® AS65**.....10-11

### **LIGHT TRUCK/SUV/CROSSOVER TIRES**

**LAREDO® CROSS COUNTRY TOUR**....12-13

**LAREDO® CROSS COUNTRY**.....14-15

### **COMMERCIAL TIRES**

**LAREDO® HD/H™** .....16-17

**LAREDO® HD/T™** .....18-19

### **WINTER TIRES**

**TIGER PAW® ICE & SNOW™ II** .....20-21

**DURASHIELD® CONSTRUCTION**..... 22

**SPEED RATINGS** ..... 23

**IMPORTANT PRODUCT NOTIFICATIONS**... 24

**NOTES** .....25-27



**TIGER PAW® GTZ ALL SEASON**

**ULTRA-HIGH PERFORMANCE AFFORDABILITY MEETS ALL-SEASON RELIABILITY.**

**FEATURES**

- Optimized tread compound combined with a solid center rib and Tiger Claw tread design
- Patented DuraShield® construction
- Non-directional tread design

**BENEFITS**

- Reliable performance in all seasons
- Offers durability and reliability on the road
- Increased tread life and more balanced wear

Tire Size	Service Desc.	Sidewall	MSPN	Rim Width Range (in.)	Section Width on Measuring Rim Width	Overall Diameter	Tread Depth (in/32nds)	Rev./Mile at 45 mph	Max. Load (lbs@psi)	Treadwear	Traction	Temperature
195/55R15	85V	BSW	00273	5.5 - 7.0	7.9 on 6.0	23.4	9.0	888	1135@51	400	AA	A
205/50ZR16	87W	BSW	47509	5.5 - 7.5	8.4 on 6.5	24.1	9.0	863	1201@51	400	AA	A
205/55ZR16	91W	BSW	74522	5.5 - 7.5	8.4 on 6.5	24.9	9.0	836	1356@51	400	AA	A
215/55ZR16	93W	BSW	27396	6.0 - 7.5	8.9 on 7.0	25.3	9.0	823	1433@51	400	AA	A
225/50ZR16	92W	BSW	38842	6.0 - 8.0	9.2 on 7.0	24.9	9.0	836	1389@51	400	AA	A
225/55ZR16	95W	BSW	15525	6.0 - 8.0	9.2 on 7.0	25.8	9.0	808	1521@51	400	AA	A
245/50ZR16	97W	BSW	33207	7.0 - 8.5	10.0 on 7.5	25.7	9.0	810	1609@51	400	AA	A
205/40ZR17/XL	84W	BSW	31617	7.0 - 8.0	8.4 on 7.5	23.5	9.0	887	1102@50	400	AA	A
205/45ZR17	84W	BSW	78689	6.5 - 7.5	8.1 on 7.0	24.3	9.0	858	1102@51	400	AA	A
205/50ZR17	89W	BSW	39978	5.5 - 7.5	8.4 on 6.5	25.1	9.0	828	1279@51	400	AA	A
215/45ZR17/XL	91W	BSW	71251	7.0 - 8.0	8.4 on 7.0	24.7	9.0	844	1356@50	400	AA	A
215/50ZR17	91W	BSW	63159	6.0 - 7.5	8.9 on 7.0	25.5	9.0	815	1356@51	400	AA	A
225/45ZR17/XL	94W	BSW	60779	7.0 - 8.5	8.9 on 7.5	25.0	9.0	833	1477@50	400	AA	A
225/50ZR17	94W	BSW	04840	6.0 - 8.0	9.2 on 7.0	25.9	9.0	803	1477@51	400	AA	A
225/55ZR17	97W	BSW	96388	6.0 - 8.0	9.2 on 7.0	26.8	9.0	777	1609@51	400	AA	A
235/45ZR17	94W	BSW	14987	7.5 - 9.0	9.3 on 8.0	25.4	9.0	821	1477@51	400	AA	A
235/50ZR17	96W	BSW	05871	6.5 - 8.5	9.7 on 7.5	26.3	9.0	791	1565@51	400	AA	A
235/55ZR17	99W	BSW	38748	6.5 - 8.5	9.7 on 7.5	27.2	9.0	766	1709@51	400	AA	A
245/40ZR17	91W	BSW	34670	8.0 - 9.5	9.8 on 8.5	24.7	9.0	841	1356@51	400	AA	A
245/45ZR17	95W	BSW	07636	7.5 - 9.0	9.6 on 8.0	25.7	9.0	810	1521@51	400	AA	A
275/40ZR17	98W	BSW	34594	9.0 - 11.0	10.9 on 9.5	25.7	9.0	810	1653@51	400	AA	A
215/45ZR18/XL	93W	BSW	14301	7.0 - 8.0	8.4 on 7.0	25.6	9.0	812	1433@50	400	AA	A
225/40ZR18/XL	92W	BSW	50207	7.5 - 9.0	9.1 on 8.0	25.1	9.0	829	1389@50	400	AA	A
225/45ZR18/XL	95W	BSW	49472	7.0 - 8.5	8.9 on 7.5	25.9	9.0	802	1521@50	400	AA	A
235/40ZR18	91W	BSW	08369	8.0 - 9.5	9.5 on 8.5	25.4	9.0	819	1356@51	400	AA	A
235/45ZR18/XL	98W	BSW	93111	7.5 - 9.0	9.3 on 8.0	26.3	9.0	790	1653@50	400	AA	A
235/50ZR18	97W	BSW	29578	6.5 - 8.5	9.7 on 7.5	27.3	9.0	762	1609@51	400	AA	A
245/40ZR18	93W	BSW	68638	8.0 - 9.5	9.8 on 8.5	25.7	9.0	809	1433@51	400	AA	A
245/45ZR18	96W	BSW	24338	7.5 - 9.0	9.6 on 8.0	26.7	9.0	780	1565@51	400	AA	A
275/40ZR18	99W	BSW	35646	9.0 - 11.0	10.9 on 9.5	26.7	9.0	780	1709@51	400	AA	A
245/40ZR19/XL	98W	BSW	36558	8.0 - 9.5	9.8 on 8.5	26.7	9.0	778	1653@50	400	AA	A
245/45ZR20	99W	BSW	04325	7.5 - 9.0	9.6 on 8.0	28.7	9.0	726	1709@51	400	AA	A

XL = Extra Load

1. The sizes shown are average design values for tires measured on specified measuring rim widths. Some tires may vary from this value by +/- 3% of the section height (affecting overall diameter), and +/- 4% of the section width.

2. Section width varies approximately 0.2" (5 mm) for every 0.5" change in rim width.

3. Tread patterns are often tuned to accommodate different tire widths. Tires for a particular dimension of a given tire line may vary in appearance from the tire shown in the photograph.

**WARNING:** Serious or fatal injury may result from tire failure due to underinflation or overloading. To ensure correct air pressure and vehicle load, refer to vehicle owner's manual or tire information placard on the vehicle. Serious injury or death may result from explosion of tire/rim assembly due to improper mounting. Only tire professionals should mount tires and they should never inflate beyond 40 psi to seat the beads. Before mixing types of tires in any configuration on any vehicle, be sure to check the vehicle owner's manual for its recommendations.

**DANGER:** Never mount a 16" diameter tire on a 16.5" rim.  
**DANGER:** Never mount a 17" diameter tire on a 17.5" rim.

Inflation pressure increase must not exceed the maximum pressure branded on the tire sidewall. When a customer requests a replacement tire with a lower speed rating than the original equipment tire, you must clearly communicate to him or her that the handling of the vehicle may be different, and that its maximum speed capability is limited to that of the lowest speed-rated tire on the vehicle. Exceeding the lawful speed limit is neither recommended nor endorsed.

For high-speed driving, additional inflation pressure and possibly reduced tire loading and/or upsizing is required. In the absence of specific recommendations by the vehicle manufacturer, use the following guidelines based on those in the European Tyre and Rim Technical Organization Standards Manual.

For speeds over 100 mph (160 km/h), load and inflation must be adjusted according to the table below.

W-Speed Rated Sizes:	118	124	130	136	143	149	155	161	168
Maximum Speed (mph)	0.0	1.5	3.0	4.5	6.0	7.5	7.5	7.5	7.5
Inflation Increase (psi)	100	100	100	100	100	100	95	90	85
Load Capacity (% of max.)									



**T - 70,000**

MILE  
MANUFACTURER'S  
TREADWEAR  
LIMITED WARRANTY\*

**H/V - 55,000**

MILE  
MANUFACTURER'S  
TREADWEAR  
LIMITED WARRANTY\*



**TIGER PAW® TOURING**

**THE LONGEST WEARING UNIROYAL PASSENGER TIRE EVER.**

**FEATURES**

- Solid shoulder tread block design
- Wide, circumferential tread grooves
- Patented DuraShield® construction
- TrU-Form technology

**BENEFITS**

- High-performance handling and stability in all seasons
- Effective water evacuation to help improve wet traction
- Offers durability and reliability on the road
- Helps deliver long, even treadwear by equalizing stress on the contact patch

\*Certain conditions and exclusions may apply. See warranty brochure for details.

Tire Size	Service Desc.	Sidewall	MSPN	Rim Width Range (in.)	Section Width on Measuring Rim Width	Overall Diameter	Tread Depth (in./32nds)	Rev/Mile at 45 mph	Max. Load (lbs@ps)	Treadwear	Traction	Temperature
<b>Tiger Paw® Touring NT</b>												
175/65R14 NT	82T	BSW	77119	5.0 - 6.0	7.0 on 5.0	23.0	11.5	905	1047@44	660	A	B
185/60R14 NT	82H	BSW	22164	5.0 - 6.5	7.4 on 5.5	22.8	10.5	914	1047@44	560	A	A
185/65R14 NT	86H	BSW	09125	5.0 - 6.5	7.4 on 5.5	23.5	10.5	887	1168@44	560	A	A
185/65R14 NT	86T	BSW	48477	5.0 - 6.5	7.4 on 5.5	23.5	11.5	887	1168@44	660	A	B
195/60R14 NT	86H	BSW	36243	5.5 - 7.0	7.9 on 6.0	23.2	10.5	895	1168@44	560	A	A
175/65R15 NT	84H	BSW	89600	5.0 - 6.0	7.0 on 5.0	24.0	10.5	867	1102@44	560	A	A
185/60R15 NT	84T	BSW	61899	5.0 - 6.5	7.4 on 5.5	23.7	11.5	876	1102@44	660	A	B
185/65R15 NT	88H	BSW	02784	5.0 - 6.5	7.4 on 5.5	24.5	10.5	851	1235@44	560	A	A
185/65R15 NT	88T	BSW	03958	5.0 - 6.5	7.4 on 5.5	24.5	11.5	851	1235@44	660	A	B
195/55R15 NT	85V	BSW	03387	5.5 - 7.0	7.9 on 6.0	23.4	10.5	888	1135@44	560	A	A
195/60R15 NT	88H	BSW	38635	5.5 - 7.0	7.9 on 6.0	24.2	10.5	859	1235@44	560	A	A
195/60R15 NT	88T	BSW	84683	5.5 - 7.0	7.9 on 6.0	24.2	11.5	859	1235@44	660	A	B
195/65R15 NT	91H	BSW	24287	5.5 - 7.0	7.9 on 6.0	25.0	10.5	832	1356@44	560	A	A
195/65R15 NT	91T	BSW	04186	5.5 - 7.0	7.9 on 6.0	25.0	11.5	832	1356@44	660	A	B
205/60R15 NT	91H	BSW	11177	5.5 - 7.5	8.2 on 6.0	24.7	10.5	842	1356@44	560	A	A
205/65R15 NT	94H	BSW	39347	5.5 - 7.5	8.2 on 6.0	25.5	10.5	817	1477@44	560	A	A
205/65R15 NT	94T	BSW	13593	5.5 - 7.5	8.2 on 6.0	25.5	11.5	817	1477@44	660	A	B
205/65R15 NT	94V	BSW	02265	5.5 - 7.5	8.2 on 6.0	25.5	10.5	817	1477@44	560	A	A
P205/70R15 NT	95T	BSW	95091	5.0 - 7.0	8.2 on 6.0	26.3	11.5	790	1499@44	660	A	B
215/60R15 NT	94H	BSW	32927	6.0 - 7.5	8.7 on 6.5	25.2	10.5	827	1477@44	560	A	A
215/65R15 NT	96H	BSW	00827	6.0 - 7.5	8.7 on 6.5	26.0	10.5	799	1565@44	560	A	A
P215/70R15 NT	97T	BSW	36385	5.5 - 7.0	8.7 on 6.5	26.9	11.5	774	1620@44	660	A	B
225/60R15 NT	96H	BSW	82963	6.0 - 8.0	9.0 on 6.5	25.6	10.5	812	1565@44	560	A	A
205/50R16 NT	87H	BSW	49254	5.5 - 7.5	8.4 on 6.5	24.1	10.5	863	1201@44	560	A	A
205/55R16 NT	91H	BSW	23757	5.5 - 7.5	8.4 on 6.5	24.9	10.5	836	1356@44	560	A	A
205/55R16 NT	91T	BSW	39575	5.5 - 7.5	8.4 on 6.5	24.9	11.5	836	1356@44	660	A	B
205/55R16 NT	91V	BSW	83130	5.5 - 7.5	8.4 on 6.5	24.9	10.5	836	1356@44	560	A	A
205/60R16 NT	92H	BSW	09343	5.5 - 7.5	8.2 on 6.0	25.7	10.5	810	1389@44	560	A	A
205/60R16 NT	92T	BSW	02979	5.5 - 7.5	8.2 on 6.0	25.7	11.5	810	1389@44	660	A	B
205/60R16 NT	92V	BSW	27863	5.5 - 7.5	8.2 on 6.0	25.7	10.5	810	1389@44	560	A	A
205/65R16 NT	95T	BSW	19199	5.5 - 7.5	8.2 on 6.0	26.5	11.5	786	1521@44	660	A	B
215/55R16 NT	93H	BSW	33445	6.0 - 7.5	8.9 on 7.0	25.3	10.5	823	1433@44	560	A	A
215/60R16 NT	95H	BSW	89116	6.0 - 7.5	8.7 on 6.5	26.1	10.5	796	1521@44	560	A	A
215/60R16 NT	95T	BSW	10259	6.0 - 7.5	8.7 on 6.5	26.1	11.5	796	1521@44	660	A	B
215/60R16 NT	95V	BSW	15101	6.0 - 7.5	8.7 on 6.5	26.1	10.5	796	1521@44	560	A	A
215/65R16 NT	98T	BSW	27163	6.0 - 7.5	8.7 on 6.5	27.0	11.5	770	1653@44	660	A	B
P215/70R16 NT	99T	BSW	83454	5.5 - 7.0	8.7 on 6.5	27.9	11.5	746	1709@44	660	A	B
225/50R16 NT	92V	BSW	11228	6.0 - 8.0	9.2 on 7.0	24.9	10.5	836	1389@44	560	A	A
225/55R16 NT	95V	BSW	17035	6.0 - 8.0	9.2 on 7.0	25.8	10.5	808	1521@44	560	A	A
225/60R16 NT	98H	BSW	01451	6.0 - 8.0	9.0 on 6.5	26.7	10.5	782	1653@44	560	A	A
225/60R16 NT	98T	BSW	08427	6.0 - 8.0	9.0 on 6.5	26.6	11.5	782	1653@44	660	A	B
225/65R16 NT	100T	BSW	26033	6.0 - 8.0	9.0 on 6.5	27.5	11.5	757	1764@44	660	A	B
235/60R16 NT	100H	BSW	39895	6.5 - 8.5	9.5 on 7.0	27.1	10.5	768	1764@44	560	A	A
235/60R16 NT	100T	BSW	46656	6.5 - 8.5	9.5 on 7.0	27.1	11.5	768	1764@44	660	A	B
235/65R16 NT	103T	BSW	91449	6.5 - 8.5	9.5 on 7.0	28.0	11.5	742	1929@44	660	A	B
205/50R17/XL NT	93V	BSW	26308	5.5 - 7.5	8.4 on 6.5	25.1	10.5	828	1433@44	560	A	A
215/50R17 NT	91T	BSW	89153	6.0 - 7.5	8.9 on 7.0	25.5	11.5	815	1356@44	660	A	B
215/50R17 NT	91V	BSW	28139	6.0 - 7.5	8.9 on 7.0	25.5	10.5	815	1356@44	560	A	A
215/55R17 NT	94V	BSW	10405	6.0 - 7.5	8.9 on 7.0	26.3	10.5	791	1477@44	560	A	A
P215/60R17 NT	95T	BSW	26289	6.0 - 7.5	8.7 on 6.5	27.2	11.5	766	1521@44	660	A	B
215/65R17 NT	99T	BSW	36755	6.0 - 7.5	8.7 on 6.5	28.0	11.5	742	1709@44	660	A	B
225/50R17 NT	94T	BSW	06986	6.0 - 8.0	9.2 on 7.0	25.9	11.5	803	1477@44	660	A	B
225/50R17 NT	94V	BSW	30673	6.0 - 8.0	9.2 on 7.0	25.9	10.5	803	1477@44	560	A	A
225/55R17 NT	97T	BSW	15125	6.0 - 8.0	9.2 on 7.0	26.8	11.5	777	1609@44	660	A	B
225/55R17 NT	97H	BSW	58107	6.0 - 8.0	9.2 on 7.0	26.8	10.5	777	1609@44	560	A	A
225/55R17 NT	97V	BSW	03804	6.0 - 8.0	9.2 on 7.0	26.8	10.5	777	1609@44	560	A	A
225/60R17 NT	99T	BSW	11254	6.0 - 8.0	9.0 on 6.5	27.6	11.5	753	1709@44	660	A	B
225/65R17 NT	102T	BSW	63776	6.0 - 8.0	9.0 on 6.5	28.5	11.5	730	1874@44	660	A	B
235/55R17 NT	99H	BSW	37073	6.5 - 8.5	9.7 on 7.5	27.2	10.5	766	1709@44	560	A	A



Tire Size	Service Desc.	Sidewall	MSPN	Rim Width Range (in.)	Section Width on Measuring Rim Width	Overall Diameter	Tread Depth (in./32nds)	Rev./Mile at 45 mph	Max. Load (lbs@psi)	Treadwear	Traction	Temperature
<b>Tiger Paw® Touring NT (con't)</b>												
235/60R17 NT	102T	BSW	38179	6.5 - 8.5	9.5 on 7.0	28.1	11.5	740	1874@44	660	A	B
215/55R18 NT	95T	BSW	29596	6.0 - 7.5	8.9 on 7.0	27.3	11.5	762	1521@44	660	A	B
225/50R18 NT	95T	BSW	11427	6.0 - 8.0	9.2 on 7.0	26.9	11.5	774	1521@44	660	A	B
225/55R18 NT	98H	BSW	02527	6.0 - 8.0	9.2 on 7.0	27.8	10.5	749	1653@44	560	A	A
225/60R18 NT	100H	BSW	21324	6.0 - 8.0	9.0 on 6.5	28.6	10.5	727	1764@44	560	A	A

<b>Tiger Paw® Touring TT</b>												
P185/60R14 TT	82T	BSW	72498	5.0 - 6.5	7.4 on 5.5	22.9	11.0	908	1047@44	660	A	B
P195/60R14 TT	85T	BSW	50800	5.5 - 7.0	7.9 on 6.0	23.3	11.0	893	1135@44	660	A	B

<b>Tiger Paw® Touring SR</b>												
P215/60R16 DT	94S	BSW	12291	6.0 - 7.5	8.7 on 6.5	26.1	10.0	796	1477@35	540	A	B

NT = New Tread  
 TT = Traditional Tread  
 XL = Extra Load

NOTE: T-Rated tread designs differ from H- and V-Rated tread designs.

† Tiger Paw Touring SR tires have a 70,000-mile Manufacturer's Treadwear Limited Warranty. See warranty brochure for details.

1. The sizes shown are average design values for tires measured on specified measuring rim widths. Some tires may vary from this value by +/-3% of the section height (affecting overall diameter), and +/-4% of the section width.

2. Section width varies approximately 0.2" (5 mm) for every 0.5" change in rim width.

3. Tread patterns are often tuned to accommodate different tire widths. Tires for a particular dimension of a given tire line may vary in appearance from the tire shown in the photograph.

**WARNING:** Serious or fatal injury may result from tire failure due to underinflation or overloading. To ensure correct air pressure and vehicle load, refer to vehicle owner's manual or tire information placard on the vehicle. Serious injury or death may result from explosion of tire/rim assembly due to improper mounting. Only tire professionals should mount tires and they should never inflate beyond 40 psi to seat the beads. Before mixing types of tires in any configuration on any vehicle, be sure to check the vehicle owner's manual for its recommendations.

DANGER: Never mount a 16" diameter tire on a 16.5" rim.  
 DANGER: Never mount a 17" diameter tire on a 17.5" rim.

Inflation pressure increase must not exceed the maximum pressure branded on the tire sidewall. When a customer requests a replacement tire with a lower speed rating than the original equipment tire, you must clearly communicate to him or her that the handling of the vehicle may be different, and that its maximum speed capability is limited to that of the lowest speed-rated tire on the vehicle. Exceeding the lawful speed limit is neither recommended nor endorsed.

For high-speed driving, additional inflation pressure and possibly reduced tire loading and/or upsizing is required. In the absence of specific recommendations by the vehicle manufacturer, use the following guidelines based on those in the European Tyre and Rim Technical Organization Standards Manual.

For speeds over 100 mph (160 km/h), load and inflation must be adjusted according to the table below.

**S-Speed Rated Sizes:**

Maximum Speed (mph)	100	106	112
Inflation Increase (psi)	0.0	1.0	2.0
Load Capacity (% of max.)	100	100	100

**T-Speed Rated Sizes:**

Maximum Speed (mph)	100	106	112	118
Inflation Increase (psi)	0.0	1.0	2.0	3.0
Load Capacity (% of max.)	100	100	100	100

**H-Speed Rated Sizes:**

Maximum Speed (mph)	100	106	112	118	124	130
Inflation Increase (psi)	0.0	1.0	2.0	3.0	4.0	5.0
Load Capacity (% of max.)	100	100	100	100	100	100

**V-Speed Rated Sizes:**

Maximum Speed (mph)	100	106	112	118	124	130	136	143	149
Inflation Increase (psi)	0.0	1.0	2.0	3.0	4.0	5.0	5.0	5.0	5.0
Load Capacity (% of max.)	100	100	100	100	100	100	97	94	91

**TIGER PAW® TOURING**

**Offer your customers affordability  
and durability with our best-selling  
Tiger Paw® Touring line.**



**65,000** MILE  
MANUFACTURER'S  
TREADWEAR  
LIMITED WARRANTY\*



**TIGER PAW® AWP II**

**A LONG-TIME FAVORITE OF VEHICLE MANUFACTURERS BECAUSE OF ITS COMFORTABLE,  
QUIET RIDE, ALL-SEASON GRIP AND LONG TREAD WEAR.**

**FEATURES**

- Modern tread compound
- Computer-phased tread design
- Patented DuraShield® construction
- TrU-Form technology

**BENEFITS**

- Helps provide outstanding all-season grip
- Helps reduce noise and allows for a quiet ride
- Offers durability and reliability on the road
- Helps deliver long, even treadwear by equalizing stress on the contact patch

\*Certain conditions and exclusions may apply.  
See warranty brochure for details.

Tire Size	Service Desc.	Sidewall	MSPN	Rim Width Range (in.)	Section Width on Measuring Rim Width	Overall Diameter	Tread Depth (in./32nds)	Rev./Mile at 45 mph	Max. Load (lbs@psi)	Treadwear	Traction	Temperature
P155/80R13	79S	WSW	28072	4.0 - 5.0	6.2 on 4.5	22.8	8.5	914	959@44	560	A	B
P175/70R13	82T	BSW	35705	4.5 - 6.0	7.0 on 5.0	22.7	11.0	917	1036@44	560	A	B
P175/70R14	84T	BSW	08059	4.5 - 6.0	7.0 on 5.0	23.7	10.5	878	1102@44	620	A	B
P185/70R14	87T	BSW	03525	4.5 - 6.0	7.4 on 5.5	24.3	11.0	858	1201@44	620	A	B
P185/70R14	87T	WSW	04910	4.5 - 6.0	7.4 on 5.5	24.3	11.0	858	1201@44	620	A	B
P185/75R14	89S	WSW	58787	4.5 - 6.0	7.2 on 5.0	25.0	11.0	833	1290@44	620	A	B
P195/65R14	88T	BSW	06039	5.5 - 7.0	7.9 on 6.0	24.0	10.5	866	1235@44	620	A	B
P195/70R14	90T	BSW	03330	5.0 - 6.5	7.9 on 6.0	24.8	11.0	839	1312@44	620	A	B
P195/75R14	92S	WSW	48403	5.0 - 6.5	7.7 on 5.5	25.5	11.0	815	1400@44	620	A	B
P205/70R14	93T	BSW	13155	5.0 - 7.0	8.2 on 6.0	25.4	11.5	821	1433@44	620	A	B
P205/75R14	95S	WSW	11937	5.0 - 7.0	8.0 on 5.5	26.1	11.5	796	1532@44	620	A	B
P215/70R14	96T	WSW	28435	5.5 - 7.0	8.7 on 6.5	25.9	11.5	803	1554@44	620	A	B
P205/75R15	97S	WSW	10183	5.0 - 7.0	8.0 on 5.5	27.1	11.5	767	1598@44	620	A	B
P215/60R15	93T	BSW	16494	6.0 - 7.5	8.7 on 6.5	25.2	10.5	827	1411@44	620	A	B
P215/65R15	95T	BSW	03300	6.0 - 7.5	8.7 on 6.5	26.0	10.5	799	1510@44	620	A	B
P215/70R15	97T	WSW	33471	5.5 - 7.0	8.7 on 6.5	26.9	11.5	774	1620@44	620	A	B

1. The sizes shown are average design values for tires measured on specified measuring rim widths. Some tires may vary from this value by +/-3% of the section height (affecting overall diameter), and +/-4% of the section width.

2. Section width varies approximately 0.2" (5 mm) for every 0.5" change in rim width.

3. Tread patterns are often tuned to accommodate different tire widths. Tires for a particular dimension of a given tire line may vary in appearance from the tire shown in the photograph.

**WARNING:** Serious or fatal injury may result from tire failure due to underinflation or overloading. To ensure correct air pressure and vehicle load, refer to vehicle owner's manual or tire information placard on the vehicle. Serious injury or death may result from explosion of tire/rim assembly due to improper mounting. Only tire professionals should mount tires and they should never inflate beyond 40 psi to seat the beads. Before mixing types of tires in any configuration on any vehicle, be sure to check the vehicle owner's manual for its recommendations.

**DANGER:** Never mount a 16" diameter tire on a 16.5" rim.

Inflation pressure increase must not exceed the maximum pressure branded on the tire sidewall. When a customer requests a replacement tire with a lower speed rating than the original equipment tire, you must clearly communicate to him or her that the handling of the vehicle may be different, and that its maximum speed capability is limited to that of the lowest speed-rated tire on the vehicle. Exceeding the lawful speed limit is neither recommended nor endorsed.

For high-speed driving, additional inflation pressure and possibly reduced tire loading and/or upsizing is required. In the absence of specific recommendations by the vehicle manufacturer, use the following guidelines based on those in the European Tyre and Rim Technical Organization Standards Manual.

For speeds over 100 mph (160 km/h), load and inflation must be adjusted according to the table below.

S-Speed Rated Sizes:				
Maximum Speed (mph)	100	106	112	
Inflation Increase (psi)	0.0	1.0	2.0	
Load Capacity (% of max.)	100	100	100	
T-Speed Rated Sizes:				
Maximum Speed (mph)	100	106	112	118
Inflation Increase (psi)	0.0	1.0	2.0	3.0
Load Capacity (% of max.)	100	100	100	100



**65,000** MILE  
MANUFACTURER'S  
TREADWEAR  
LIMITED WARRANTY\*



**TIGER PAW® AS65**

**A DURABLE ALL-SEASON PASSENGER TIRE DESIGNED TO DELIVER GREAT MILEAGE AND EXCELLENT TRACTION IN ALL TYPES OF WEATHER CONDITIONS.**

**FEATURES**

- Solid center rib
- Circumferential see-thru and lateral flow-thru grooves
- Patented DuraShield® construction

**BENEFITS**

- Helps provide stable on-center feel and enhanced control
- Helps deliver continual water evacuation for enhanced wet traction
- Offers durability and reliability on the road

\*Certain conditions and exclusions may apply.  
See warranty brochure for details.

Tire Size	Service Desc.	Sidewall	MSPN	Rim Width Range (in.)	Section Width on Measuring Rim Width	Overall Diameter	Tread Depth (in/32nds)	Rev./Mile at 45 mph	Max. Load (lbs@psi)	Treadwear	Traction	Temperature
205/55R16	91T	BSW	21647	5.5 - 7.5	8.4 on 6.5	24.9	9.5	836	1356@44	580	A	B
225/65R16	100T	BSW	05813	6.0 - 8.0	9.0 on 6.5	27.5	10.0	757	1764@44	580	A	B
215/60R17	96T	BSW	27380	6.0 - 7.5	8.7 on 6.5	27.2	10.0	766	1565@44	580	A	B
215/65R17	99T	BSW	73894	6.0 - 7.5	8.7 on 6.5	28.0	10.0	742	1709@44	580	A	B
225/50R17	94T	BSW	19477	6.0 - 8.0	9.2 on 7.0	25.9	10.0	803	1477@44	580	A	B
225/60R17	99T	BSW	21774	6.0 - 8.0	9.0 on 6.5	27.6	10.0	753	1709@44	580	A	B
225/50R18	95T	BSW	73477	6.0 - 8.0	9.2 on 7.0	26.9	10.0	774	1521@44	580	A	B

1. The sizes shown are average design values for tires measured on specified measuring rim widths. Some tires may vary from this value by +/- 3% of the section height (affecting overall diameter), and +/- 4% of the section width.

2. Section width varies approximately 0.2" (5 mm) for every 0.5" change in rim width.

3. Tread patterns are often tuned to accommodate different tire widths. Tires for a particular dimension of a given tire line may vary in appearance from the tire shown in the photograph.

**WARNING:** Serious or fatal injury may result from tire failure due to underinflation or overloading. To ensure correct air pressure and vehicle load, refer to vehicle owner's manual or tire information placard on the vehicle. Serious injury or death may result from explosion of tire/rim assembly due to improper mounting. Only tire professionals should mount tires and they should never inflate beyond 40 psi to seat the beads. Before mixing types of tires in any configuration on any vehicle, be sure to check the vehicle owner's manual for its recommendations.

**DANGER:** Never mount a 16" diameter tire on a 16.5" rim.

**DANGER:** Never mount a 17" diameter tire on a 17.5" rim.

Inflation pressure increase must not exceed the maximum pressure branded on the tire sidewall. When a customer requests a replacement tire with a lower speed rating than the original equipment tire, you must clearly communicate to him or her that the handling of the vehicle may be different, and that its maximum speed capability is limited to that of the lowest speed-rated tire on the vehicle. Exceeding the lawful speed limit is neither recommended nor endorsed.

For high-speed driving, additional inflation pressure and possibly reduced tire loading and/or upsizing is required. In the absence of specific recommendations by the vehicle manufacturer, use the following guidelines based on those in the European Tyre and Rim Technical Organization Standards Manual.

For speeds over 100 mph (160 km/h), load and inflation must be adjusted according to the table below.

T-Speed Rated Sizes:	100	106	112	118
Maximum Speed (mph)	100	106	112	118
Inflation Increase (psi)	0.0	1.0	2.0	3.0
Load Capacity (% of max.)	100	100	100	100



**60,000** MILE  
MANUFACTURER'S  
TREADWEAR  
LIMITED WARRANTY\*



### **LAREDO® CROSS COUNTRY TOUR**

**THE AFFORDABLE SUV, CUV AND LIGHT TRUCK TIRE WITH THE PERFECT COMBINATION OF DURABILITY, LONG-LASTING WEAR AND ALL-SEASON PERFORMANCE.**

#### **FEATURES**

- Computer-optimized tread design
- Patented DuraShield® construction
- Solid center rib
- Wide, circumferential grooves
- Solid shoulder tread block design

#### **BENEFITS**

- A comfortable and quiet highway ride
- Offers durability and reliability on the road, with a 60,000-Mile Manufacturer's Limited Warranty\*
- Pure "on-center" feel for improved stability and control
- Evacuates water quickly for improved wet traction
- Responsive, car-like handling and stability in all seasons

\*Certain conditions and exclusions may apply.  
See warranty brochure for details.

Tire Size	Service Desc.	Sidewall	MSPN	Rim Width Range (in.)	Section Width on Measuring Rim Width	Overall Diameter	Tread Depth (in/32nds)	Rev/Mile at 45 mph	Max. Load Single (lbs@psi)	Treadwear	Traction	Temperature
P225/70R15	100T	ORWL	67118	6.0 - 7.5	9.0 on 6.5	27.4	12.5	758	1594@44	540	A	B
P235/70R15	102T	ORWL	00648	6.0 - 8.0	9.5 on 7.0	28.0	12.5	743	1724@44	540	A	B
235/75R15/XL	109T	ORWL	97570	6.0 - 8.0	9.3 on 6.5	28.9	12.5	721	2065@50	540	A	B
P215/70R16	99T	BSW	31724	5.5 - 7.0	8.7 on 6.5	27.9	12.5	746	1554@44	540	A	B
P225/70R16	101T	ORWL	83997	6.0 - 7.5	9.0 on 6.5	28.4	12.5	732	1654@44	540	A	B
225/75R16/XL	108T	ORWL	18728	6.0 - 7.5	8.8 on 6.0	29.3	12.5	710	2005@50	540	A	B
P235/60R16	99T	BSW	55162	6.5 - 8.5	9.5 on 7.0	27.1	12.5	768	1554@44	540	A	B
P235/65R16	101T	BSW	42459	6.5 - 8.5	9.5 on 7.0	28.0	12.5	742	1654@44	540	A	B
235/70R16	106T	ORWL	06171	6.0 - 8.0	9.5 on 7.0	29.0	12.5	718	1904@44	540	A	B
245/70R16	107T	ORWL	73932	6.5 - 8.0	9.8 on 7.0	29.5	12.5	704	1955@44	540	A	B
245/75R16	111T	ORWL	10871	6.5 - 8.0	9.8 on 7.0	30.5	12.5	683	2185@44	540	A	B
265/70R16	112T	ORWL	68386	7.0 - 9.0	10.7 on 8.0	30.6	12.5	679	2245@44	540	A	B
225/65R17	102T	BSW	64935	6.0 - 8.0	9.0 on 6.5	28.5	12.5	730	1704@44	540	A	B
P235/60R17	100T	BSW	62794	6.5 - 8.5	9.5 on 7.0	28.1	12.5	740	1604@44	540	A	B
P235/65R17	103T	BSW	40065	6.5 - 8.5	9.5 on 7.0	29.1	12.5	716	1754@44	540	A	B
245/65R17	107T	ORWL	74935	7.0 - 8.5	9.8 on 7.0	29.5	12.5	704	1955@44	540	A	B
255/65R17	110T	ORWL	87325	7.0 - 9.0	10.2 on 7.5	30.1	12.5	691	2125@44	540	A	B
265/65R17	112T	BSW	04761	7.5 - 9.5	10.7 on 8.0	30.6	12.5	681	2245@44	540	A	B
265/70R17	115T	ORWL	40030	7.0 - 9.0	10.7 on 8.0	31.7	12.5	657	2436@44	540	A	B
P235/60R18	102T	BSW	31514	6.5 - 8.5	9.5 on 7.0	29.1	12.5	715	1704@44	540	A	B
P235/65R18	104T	BSW	24461	6.5 - 8.5	9.5 on 7.0	30.0	12.5	692	1804@44	540	A	B
255/65R18	111T	BSW	26607	7.0 - 9.0	10.2 on 7.5	31.1	12.5	669	2185@44	540	A	B
245/55R19	103T	BSW	10330	7.0 - 8.5	10.0 on 7.5	29.7	12.5	702	1754@44	540	A	B
P245/50R20	102T	BSW	24129	7.0 - 8.5	10.0 on 7.5	29.7	12.5	701	1704@44	540	A	B
275/55R20	113T	BSW	52100	7.5 - 9.5	11.2 on 8.5	31.9	12.5	652	2305@44	540	A	B

For all P-Metric sizes: Passenger sizes used in CUV/SUV/Light Truck applications have reduced load capacity. XL = Extra Load

Government UTQG Ratings do not apply to light truck sized tires.

1. The sizes shown are average design values for tires measured on specified measuring rim widths. Some tires may vary from this value by +/-3% of the section height (affecting overall diameter), and +/-4% of the section width.

2. Section width varies approximately 0.2" (5 mm) for every 0.5" change in rim width.

3. Tread patterns are often tuned to accommodate different tire widths. Tires for a particular dimension of a given tire line may vary in appearance from the tire shown in the photograph.

**WARNING:** Serious or fatal injury may result from tire failure due to underinflation or overloading. To ensure correct air pressure and vehicle load, refer to vehicle owner's manual or tire information placard on the vehicle. Serious injury or death may result from explosion of tire/rim assembly due to improper mounting. Only tire professionals should mount tires and they should never inflate beyond 40 psi to seat the beads. Before mixing types of tires in any configuration on any vehicle, be sure to check the vehicle owner's manual for its recommendations.

Inflation pressure increase must not exceed the maximum pressure branded on the tire sidewall. When a customer requests a replacement tire with a lower speed rating than the original equipment tire, you must clearly communicate to him or her that the handling of the vehicle may be different, and that its maximum speed capability is limited to that of the lowest speed-rated tire on the vehicle. Exceeding the lawful speed limit is neither recommended nor endorsed.

For high-speed driving, additional inflation pressure and possibly reduced tire loading and/or upsizing is required. In the absence of specific recommendations by the vehicle manufacturer, use the following guidelines based on those in the European Tyre and Rim Technical Organization Standards Manual.

For speeds over 100 mph (160 km/h), load and inflation must be adjusted according to the table below.

T-Speed Rated Sizes:	100	106	112	118
Maximum Speed (mph)	100	106	112	118
Inflation Increase (psi)	0.0	1.0	2.0	3.0
Load Capacity (% of max.)	100	100	100	100



**P - METRIC - 55,000**

MILE  
MANUFACTURER'S  
TREADWEAR  
LIMITED WARRANTY\*

**LT - 50,000**

MILE  
MANUFACTURER'S  
TREADWEAR  
LIMITED WARRANTY\*



**LAREDO® CROSS COUNTRY**

**THE LONGEST WEARING, BEST SELLING UNIROYAL LIGHT TRUCK/SUV TIRES TIRE EVER.**

**FEATURES**

- Open tread grooves
- Full tread depth
- Patented DuraShield® construction
- TrU-Form technology

**BENEFITS**

- Helps provide wet grip and all-season traction that helps it stick to the road
- Enhances off-pavement traction and helps improve tread life
- Offers durability and reliability on the road
- Helps deliver long, even treadwear by equalizing stress on the contact patch

\*Certain conditions and exclusions may apply. See warranty brochure for details.

Tire Size	Service Desc.	Sidewall	MSPN	Rim Width Range (in.)	Section Width Measuring Rim Width	Overall Diameter	Tread Depth (in./32nds)	Rev./Mile at 43 mph	Max. Load Single (lbs@psi)	Max. Load Dual (lbs@psi)	Treadwear	Traction	Temperature
P215/75R15	100S	ORWL	44847	5.5 - 7.0	8.5 on 6.0	27.7	13.0	751	1584@44		540	A	B
P225/75R15	102S	ORWL	68737	6.0 - 7.5	8.8 on 6.0	28.3	13.0	735	1704@44		540	A	B
P235/75R16/XL	109S	ORWL	88558	6.0 - 8.0	9.3 on 6.5	29.8	13.0	697	2065@50		540	A	B
P255/65R16	106S	ORWL	26763	7.0 - 9.0	10.2 on 7.5	29.1	13.0	716	1904@44		540	A	B
P255/70R16	109S	ORWL	59382	6.5 - 8.5	10.2 on 7.5	30.1	13.0	691	2065@44		540	A	B
P265/75R16	114S	ORWL	93470	7.0 - 9.0	10.5 on 7.5	31.7	13.0	657	2365@44		540	A	B
31x10.50R15/C	109R LRC	ORWL	91266	7.0 - 9.0	10.5 on 8.5	30.5	15.0	682	2270@50		540	A	B
LT265/75R16/E	123/120R LRE	ORWL	90382	7.0 - 8.0	10.5 on 7.5	31.7	15.0	657	3415@80	3085@80	540	A	B
LT285/75R16/D	122/119R LRD	ORWL	89654	7.5 - 9.0	11.3 on 8.0	32.8	16.0	634	3305@65	3000@65	540	A	B

For all P-Metric sizes: Passenger sizes used in CUV/SUV/Light Truck applications have reduced load capacity. This will differ from the maximum load branded on the tire sidewall.

XL = Extra Load

Government UTQG Ratings do not apply to light truck sized tires.

1. The sizes shown are average design values for tires measured on specified measuring rim widths. Some tires may vary from this value by +/-3% of the section height (affecting overall diameter), and +/-4% of the section width.

2. Section width varies approximately 0.2" (5 mm) for every 0.5" change in rim width.

3. Tread patterns are often tuned to accommodate different tire widths. Tires for a particular dimension of a given tire line may vary in appearance from the tire shown in the photograph.

**WARNING:** Serious or fatal injury may result from tire failure due to underinflation or overloading. To ensure correct air pressure and vehicle load, refer to vehicle owner's manual or tire information placard on the vehicle. Serious injury or death may result from explosion of tire/rim assembly due to improper mounting. Only tire professionals should mount tires and they should never inflate beyond 40 psi to seat the beads. Before mixing types of tires in any configuration on any vehicle, be sure to check the vehicle owner's manual for its recommendations.

**DANGER:** Never mount a 16" diameter tire on a 16.5" rim.

**DANGER:** Never mount a 17" diameter tire on a 17.5" rim.

Inflation pressure increase must not exceed the maximum pressure branded on the tire sidewall. When a customer requests a replacement tire with a lower speed rating than the original equipment tire, you must clearly communicate to him or her that the handling of the vehicle may be different, and that its maximum speed capability is limited to that of the lowest speed-rated tire on the vehicle. Exceeding the lawful speed limit is neither recommended nor endorsed.

For high-speed driving, additional inflation pressure and possibly reduced tire loading and/or upsizing is required. In the absence of specific recommendations by the vehicle manufacturer, use the following guidelines based on those in the European Tyre and Rim Technical Organization Standards Manual.

For speeds over 100 mph (160 km/h), load and inflation must be adjusted according to the table below.

**R-Speed Rated Sizes:**

Maximum Speed (mph)	100	106
Inflation Increase (psi)	0.0	1.0
Load Capacity (% of max.)	100	100

**S-Speed Rated Sizes:**

Maximum Speed (mph)	100	106	112
Inflation Increase (psi)	0.0	1.0	2.0
Load Capacity (% of max.)	100	100	100



**50,000**

MILE  
MANUFACTURER'S  
TREADWEAR  
LIMITED WARRANTY\*



**LAREDO® HD/H™**

**THE DURABLE, LOW COST PER MILE HEAVY DUTY TIRE FOR EVERYDAY DRIVING.**

**FEATURES**

- Two polyester carcass plies
- Lateral grooves and sipes
- Patented DuraShield® construction
- TrU-Form technology

**BENEFITS**

- Helps absorb impact and carry heavy loads
- Helps provide great traction for every season
- Offers durability and reliability on the road
- Helps deliver long, even treadwear by equalizing stress on the contact patch

\*Certain conditions and exclusions may apply.  
See warranty brochure for details.

Tire Size	Service Desc.	Sidewall	MSPN	Rim Width Range (in.)	Section Width on Measuring Rim Width	Overall Diameter	Tread Depth (in/32nds)	Rev/Mile at 45 mph	Max. Load Single (lbs@psi)	Max. Load Dual (lbs@psi)	O.E. Filaments
LT215/85R16/E	115/112Q	BSW	62996	5.5 - 7.0	8.6 on 6.0	29.9	14.0	696	2680@80	2470@80	
LT225/75R16/E	115/112Q	BSW	80288	6.0 - 7.0	8.8 on 6.0	29.4	14.0	707	2680@80	2470@80	
LT225/75R16/E	115/112S	BSW	90332	6.0 - 7.0	8.8 on 6.0	29.1	13.0	715	2680@80	2470@80	GM
LT235/85R16/E	120/116Q	BSW	49827	6.0 - 7.0	9.3 on 6.5	31.4	15.0	662	3042@80	2778@80	
LT245/75R16/E	120/116Q	BSW	55810	6.5 - 8.0	10.0 on 7.0	30.6	15.0	680	3042@80	2778@80	
LT265/75R16/E	123/120Q	BSW	48771	7.0 - 8.0	10.5 on 7.5	31.4	15.0	662	3415@80	3085@80	

Government UTQG Ratings do not apply to light truck sized tires.

1. The sizes shown are average design values for tires measured on specified measuring rim widths. Some tires may vary from this value by +/-3% of the section height (affecting overall diameter), and +/-4% of the section width.

2. Section width varies approximately 0.2" (5 mm) for every 0.5" change in rim width.

3. Tread patterns are often tuned to accommodate different tire widths. Tires for a particular dimension of a given tire line may vary in appearance from the tire shown in the photograph.

**WARNING:** Serious or fatal injury may result from tire failure due to underinflation or overloading. To ensure correct air pressure and vehicle load, refer to vehicle owner's manual or tire information placard on the vehicle. Serious injury or death may result from explosion of tire/rim assembly due to improper mounting. Only tire professionals should mount tires and they should never inflate beyond 40 psi to seat the beads. Before mixing types of tires in any configuration on any vehicle, be sure to check the vehicle owner's manual for its recommendations.

**DANGER:** Never mount a 16" diameter tire on a 16.5" rim.

Inflation pressure increase must not exceed the maximum pressure branded on the tire sidewall. When a customer requests a replacement tire with a lower speed rating than the original equipment tire, you must clearly communicate to him or her that the handling of the vehicle may be different, and that its maximum speed capability is limited to that of the lowest speed-rated tire on the vehicle. Exceeding the lawful speed limit is neither recommended nor endorsed.

For high-speed driving, additional inflation pressure and possibly reduced tire loading and/or upsizing is required. In the absence of specific recommendations by the vehicle manufacturer, use the following guidelines based on those in the European Tyre and Rim Technical Organization Standards Manual.

For speeds over 100 mph (160 km/h), load and inflation must be adjusted according to the table below.

Q-Speed Rated Sizes:	
Maximum Speed (mph)	100
Inflation Increase (psi)	0.0
Load Capacity (% of max.)	100





**LAREDO® HD/T™**

**THE HEAVY DUTY TIRE FOR HARD TO REACH LOCATIONS AND EXTREME WEATHER CONDITIONS.**

**FEATURES**

- Aggressive tread design
- Studable tire with RMA\* Severe Snow Traction rating
- Patented DuraShield® construction
- TrU-Form technology

**BENEFITS**

- Serious on- and off-road traction
- Helps conquer the winter elements
- Offers durability and reliability on- and off-road
- Helps deliver long, even treadwear by equalizing stress on the contact patch



Meets the RMA\* Severe Snow Traction performance requirements.  
\* Rubber Manufacturers Association.

Tire Size	Service Desc.	Sidewall	MSPN	Rim Width Range (in.)	Section Width on Measuring Rim Width	Overall Diameter	Tread Depth (in./3 treads)	Rev/Mile at 45 mph	Max. Load Single (lbs@psi)	Max. Load Dual (lbs@psi)
LT215/85R16/D	110/107Q	BSW	88794	5.5 - 7.0	8.5 on 6.0	30.2	18.0	688	2335@65	2150@65
LT225/75R16/E	115/112Q	BSW	92503	6.0 - 7.0	8.8 on 6.0	29.3	18.0	710	2680@80	2470@80
LT235/85R16/E	120/116Q	BSW	86389	6.0 - 7.0	9.4 on 6.5	31.6	18.0	658	3042@80	2778@80
LT245/75R16/E	120/116Q	BSW	46510	6.5 - 8.0	10.0 on 7.0	30.6	18.0	680	3042@80	2778@80
LT265/75R16/E	123/120Q	BSW	54052	7.0 - 8.0	10.5 on 7.5	31.8	15.5	654	3415@80	3085@80

All sizes accept #16 stud pins.

Government UTQG Ratings do not apply to light truck sized tires.

1. The sizes shown are average design values for tires measured on specified measuring rim widths. Some tires may vary from this value by +/-3% of the section height (affecting overall diameter), and +/-4% of the section width.

2. Section width varies approximately 0.2" (5 mm) for every 0.5" change in rim width.

3. Tread patterns are often tuned to accommodate different tire widths. Tires for a particular dimension of a given tire line may vary in appearance from the tire shown in the photograph.

**WARNING:** Serious or fatal injury may result from tire failure due to underinflation or overloading. To ensure correct air pressure and vehicle load, refer to vehicle owner's manual or tire information placard on the vehicle. Serious injury or death may result from explosion of tire/rim assembly due to improper mounting. Only tire professionals should mount tires and they should never inflate beyond 40 psi to seat the beads. Before mixing types of tires in any configuration on any vehicle, be sure to check the vehicle owner's manual for its recommendations.

**DANGER:** Never mount a 16" diameter tire on a 16.5" rim.

Inflation pressure increase must not exceed the maximum pressure branded on the tire sidewall. When a customer requests a replacement tire with a lower speed rating than the original equipment tire, you must clearly communicate to him or her that the handling of the vehicle may be different, and that its maximum speed capability is limited to that of the lowest speed-rated tire on the vehicle. Exceeding the lawful speed limit is neither recommended nor endorsed.

For speeds over 100 mph (160 km/h), load and inflation must be adjusted according to the table below.

Q-Speed Rated Sizes:	
Maximum Speed (mph)	100
Inflation Increase (psi)	0.0
Load Capacity (% of max.)	100



**WINTER TIRES**



**TIGER PAW® ICE & SNOW™ II**

**THE AFFORDABLE WINTER TIRE THAT PROVIDES DURABILITY AND RELIABILITY FOR DRIVING IN SEVERE WINTER CONDITIONS.**

**FEATURES**

- Molded for studs (use #12 studs where permitted by law)
- Highly siped tread surface, deep tread grooves and a winter adapted tread compound
- Latest technology for winter polymer compound that maintains molecular adhesion and tread flexibility at low temperatures
- Patented DuraShield® construction
- Computer-optimized variable pitch tread elements synchronized to reduce noise

**BENEFITS**

- Enhanced ice traction
- Dependable traction on ice, snow, slush and wet road conditions
- Improves cold weather grip
- Offers durability and reliability on wintry roads
- Quiet winter drive



Meets the RMA\* Severe Snow Traction performance requirements.

\*Rubber Manufacturers Association.

Tire Size	Service Desc.	Sidewall	MSPN	Rim Width Range (in.)	Section Width on Measuring Rim Width	Overall Diameter	Tread Depth (in./32nds)	Rev/Mile at 45 mph	Max. Load Single (lbs@psi)
P155/80R13	79S	BSW	54159	4.0 - 5.0	6.2 on 4.5	22.8	11.0	914	963@44
175/70R13	82S	BSW	38927	4.5 - 5.0	7.0 on 5.0	22.7	11.0	917	1047@44
175/65R14	82S	BSW	37487	5.0 - 6.0	7.0 on 5.0	23.0	11.0	905	1047@44
185/60R14	82S	BSW	87070	5.0 - 6.5	7.4 on 5.5	22.8	11.0	914	1047@44
185/65R14	86S	BSW	56286	5.0 - 6.5	7.4 on 5.5	23.5	11.0	887	1168@44
185/70R14	88S	BSW	92003	4.5 - 6.0	7.4 on 5.5	24.3	11.0	858	1235@44
195/70R14	91S	BSW	17444	5.0 - 6.5	7.9 on 6.0	24.8	11.0	839	1356@44
P195/75R14	92S	BSW	07119	5.0 - 6.5	7.7 on 5.5	25.5	11.0	815	1389@44
185/60R15	84S	BSW	90616	5.0 - 6.5	7.4 on 5.5	23.7	11.0	876	1102@44
185/65R15	88S	BSW	52391	5.0 - 6.5	7.4 on 5.5	24.5	11.0	851	1235@44
195/60R15	88S	BSW	03010	5.5 - 7.0	7.9 on 6.0	24.2	11.0	859	1235@44
195/65R15	91S	BSW	21990	5.5 - 7.0	7.9 on 6.0	25.0	11.0	832	1356@44
205/65R15	94S	BSW	07958	5.5 - 7.5	8.2 on 6.0	25.5	11.0	817	1477@44
205/70R15	96S	BSW	27300	5.0 - 7.0	8.2 on 6.0	26.3	11.0	790	1565@44
P205/75R15	97S	BSW	28854	5.0 - 7.0	8.0 on 5.5	27.1	11.0	767	1609@44
215/60R15	94S	BSW	01746	6.0 - 7.5	8.7 on 6.5	25.2	11.0	827	1477@44
215/70R15	98S	BSW	33073	5.5 - 7.0	8.7 on 6.5	26.9	11.0	774	1653@44
205/55R16	91S	BSW	22906	5.5 - 7.5	8.4 on 6.5	24.9	11.0	836	1356@44
205/60R16	92S	BSW	13208	5.5 - 7.5	8.2 on 6.0	25.7	11.0	810	1389@44
205/65R16	95S	BSW	15033	5.5 - 7.5	8.2 on 6.0	26.5	11.0	786	1521@44
215/60R16	95S	BSW	22726	6.0 - 7.5	8.7 on 6.5	26.1	11.0	796	1521@44
215/65R16	98S	BSW	10676	6.0 - 7.5	8.7 on 6.5	27.0	11.0	770	1653@44
225/60R16	98S	BSW	13889	6.0 - 8.0	9.0 on 6.5	26.6	11.0	782	1653@44
205/50R17	89S	BSW	27523	5.5 - 7.5	8.4 on 6.5	25.1	11.0	828	1279@44
215/65R17	99S	BSW	10284	6.0 - 7.5	8.7 on 6.5	28.0	11.0	742	1709@44
225/50R17	94S	BSW	08001	6.0 - 8.0	9.2 on 7.0	25.9	11.0	803	1477@44

Government UTQG Ratings do not apply to winter tires.

1. The sizes shown are average design values for tires measured on specified measuring rim widths. Some tires may vary from this value by +/-3% of the section height (affecting overall diameter), and +/-4% of the section width.

2. Section width varies approximately 0.2" (5 mm) for every 0.5" change in rim width.

3. Tread patterns are often tuned to accommodate different tire widths. Tires for a particular dimension of a given tire line may vary in appearance from the tire shown in the photograph.

**WARNING:** Serious or fatal injury may result from tire failure due to underinflation or overloading. To ensure correct air pressure and vehicle load, refer to vehicle owner's manual or tire information placard on the vehicle. Serious injury or death may result from explosion of tire/rim assembly due to improper mounting. Only tire professionals should mount tires and they should never inflate beyond 40 psi to seat the beads. Before mixing types of tires in any configuration on any vehicle, be sure to check the vehicle owner's manual for its recommendations.

**DANGER:** Never mount a 16" diameter tire on a 16.5" rim.  
**DANGER:** Never mount a 17" diameter tire on a 17.5" rim.

Inflation pressure increase must not exceed the maximum pressure branded on the tire sidewall. When a customer requests a replacement tire with a lower speed rating than the original equipment tire, you must clearly communicate to him or her that the handling of the vehicle may be different, and that its maximum speed capability is limited to that of the lowest speed-rated tire on the vehicle. Exceeding the lawful speed limit is neither recommended nor endorsed.

For high-speed driving, additional inflation pressure and possibly reduced tire loading and/or upsizing is required. In the absence of specific recommendations by the vehicle manufacturer, use the following guidelines based on those in the European Tyre and Rim Technical Organization Standards Manual.

For speeds over 160 km/h (100 mph), load and inflation must be adjusted according to the table below.

S-Speed Rated Sizes:	100	106	112
Maximum Speed (mph)	100	106	112
Inflation Increase (psi)	0.0	1.0	2.0
Load Capacity (% of max.)	100	100	100



## ***DuraShield®: The driving force behind Tiger Paw® and Laredo® tires.***

At the heart of every Tiger Paw® and Laredo® tire is DuraShield® construction: our unique combination of features for durability, dependability and performance.

### **Pyramidal steel belt construction with high content natural rubber coating**

Two steel belts of different widths (wider on the bottom) help reduce stress at the belt edges. The coating has a high content of natural rubber that helps tires run cooler.

### **Insulating belt edge strips**

Cushion and insulate the steel belts from working against each other. Designed to reduce stress on the belt edges.

### **Heavy gauge innerliner**

Minimizes oxygen permeation that can lead to a degradation of the steel belt structure. Helps extend belt and tire life.

### **Other features**

- High-density casing
- Dual-compound tread
- High-strength sidewalls
- High-strength beads



SPEED SYMBOL	SPEED CATEGORY (MAX. SPEED)	OPEN-ENDED SPEED CATEGORY
Q	100 mph	
R	106 mph	
S	112 mph	
T	118 mph	
U	124 mph	
H	130 mph	
V	149 mph	
W	168 mph	* ZR ↓
Y	186 mph	
(Y)	Above 186 mph	

\*For tires having a maximum speed capability above 240 km/h (149 mph), a “Z” may appear in the tire size designation. For tires having a maximum speed capability above 300 km/h (186 mph), a “Z” must appear in the size designation and the service description must include a “Y” in parenthesis. Consult the tire manufacturer for the tire’s maximum speed capability when there is no service description.

Example:	TIRE DESIGNATION	MAXIMUM SPEED
	P275/40ZR17	Above 240 km/h (149 mph)
	P275/40R17 93Y	300 km/h (186 mph)
	P275/40ZR17 93Y	300 km/h (186 mph)
	P275/40R17 (93Y)	Above 300 km/h (186 mph)
		Consult the tire manufacturer

Note: Exceeding the lawful speed limit is neither recommended nor endorsed.





### Important Product Notifications:

Passenger sizes used in CUV/SUV/Light Truck applications have reduced load capacity. This will differ from the maximum load branded the tire sidewall.

Government UTQG Ratings do not apply to light truck sized tires or winter tires.

1. The sizes shown are average design values for tires measured on specified measuring rim widths. Some tires may vary from this value by +/-3% of the section height (affecting overall diameter), and +/-4% of the section width.
2. Section width varies approximately 0.2" (5 mm) for every 0.5" change in rim width.
3. Tread patterns are often tuned to accommodate different tire widths. Tires for a particular dimension of a given tire line may vary in appearance from the tire shown in the photograph.

**WARNING:** Serious or fatal injury may result from tire failure due to underinflation or overloading. To ensure correct air pressure and vehicle load, refer to vehicle owner's manual or tire information placard on the vehicle. Serious injury or death may result from explosion of tire/rim assembly due to improper mounting. Only tire professionals should mount tires and they should never inflate beyond 40 psi to seat the beads. Before mixing types of tires in any configuration on any vehicle, be sure to check the vehicle owner's manual for its recommendations.

**DANGER:** Never mount a 16" diameter tire on a 16.5" rim.

**DANGER:** Never mount a 17" diameter tire on a 17.5" rim.

Inflation pressure increase must not exceed the maximum pressure branded on the tire sidewall. When a customer requests a replacement tire with a lower speed rating than the original equipment tire, you must clearly communicate to him or her that the handling of the vehicle may be different, and that its maximum speed capability is limited to that of the lowest speed-rated tire on the vehicle. Exceeding the lawful speed limit is neither recommended nor endorsed.

For high-speed driving, additional inflation pressure and possibly reduced tire loading and/or upsizing is required. In the absence of specific recommendations by the vehicle manufacturer, use the following guidelines based on those in the European Tyre and Rim Technical Organization Standards Manual.

For speeds over 100 mph (160 km/h), load and inflation must be adjusted according to the table below.

**Q-Speed Rated Sizes:**

Maximum Speed (mph)	100
Inflation Increase (psi)	0.0
Load Capacity (% of max.)	100

**R-Speed Rated Sizes:**

Maximum Speed (mph)	100	106
Inflation Increase (psi)	0.0	1.0
Load Capacity (% of max.)	100	100

**S-Speed Rated Sizes:**

Maximum Speed (mph)	100	106	112
Inflation Increase (psi)	0.0	1.0	2.0
Load Capacity (% of max.)	100	100	100

**T-Speed Rated Sizes:**

Maximum Speed (mph)	100	106	112	118
Inflation Increase (psi)	0.0	1.0	2.0	3.0
Load Capacity (% of max.)	100	100	100	100

**H-Speed Rated Sizes:**

Maximum Speed (mph)	100	106	112	118	124	130
Inflation Increase (psi)	0.0	1.0	2.0	3.0	4.0	5.0
Load Capacity (% of max.)	100	100	100	100	100	100

**V-Speed Rated Sizes:**

Maximum Speed (mph)	100	106	112	118	124	130	136	143	149
Inflation Increase (psi)	0.0	1.0	2.0	3.0	4.0	5.0	5.0	5.0	5.0
Load Capacity (% of max.)	100	100	100	100	100	100	97	94	91

**W-Speed Rated Sizes:**

Maximum Speed (mph)	118	124	130	136	143	149	155	161	168
Inflation Increase (psi)	0.0	1.5	3.0	4.5	6.0	7.5	7.5	7.5	7.5
Load Capacity (% of max.)	100	100	100	100	100	100	95	90	85

**Y-Speed Rated Sizes:**

Maximum Speed (mph)	118	124	130	136	143	149	155	161	168	174	180	186
Inflation Increase (psi)	0.0	0.0	0.0	0.0	1.5	3.0	4.5	6.0	7.5	7.5	7.5	7.5
Load Capacity (% of max.)	100	100	100	100	100	100	100	100	100	95	90	85

**(Y)-Speed Rated Sizes:**

Maximum Speed (mph)	118	124	130	136	143	149	155	161	168	174	180	186
Inflation Increase (psi)	0.0	0.0	0.0	0.0	1.5	3.0	4.5	6.0	7.5	7.5	7.5	7.5
Load Capacity (% of max.)	100	100	100	100	100	100	100	100	100	95	90	85

For speeds above 186 mph (300 km/h), consult your vehicle manufacturer and tire dealer.

---

**Notes:** \_\_\_\_\_

\_\_\_\_\_

\_\_\_\_\_

\_\_\_\_\_

\_\_\_\_\_

\_\_\_\_\_

\_\_\_\_\_

\_\_\_\_\_

\_\_\_\_\_

\_\_\_\_\_

\_\_\_\_\_

\_\_\_\_\_

\_\_\_\_\_

\_\_\_\_\_

\_\_\_\_\_

\_\_\_\_\_

\_\_\_\_\_

\_\_\_\_\_

\_\_\_\_\_

\_\_\_\_\_





**Notes:** \_\_\_\_\_  
\_\_\_\_\_  
\_\_\_\_\_  
\_\_\_\_\_  
\_\_\_\_\_  
\_\_\_\_\_  
\_\_\_\_\_  
\_\_\_\_\_  
\_\_\_\_\_  
\_\_\_\_\_  
\_\_\_\_\_  
\_\_\_\_\_  
\_\_\_\_\_  
\_\_\_\_\_  
\_\_\_\_\_  
\_\_\_\_\_  
\_\_\_\_\_  
\_\_\_\_\_  
\_\_\_\_\_  
\_\_\_\_\_  
\_\_\_\_\_  
\_\_\_\_\_  
\_\_\_\_\_





**UNIROYAL**  
FOR EVERYTHING YOU VALUE™

[www.UniroyalTires.com](http://www.UniroyalTires.com)



Tiger Paw®  
Touring

Tiger Paw®  
GTZ All Season

Laredo®  
Cross Country Tour



## **HI-RUN**

Lawn & Garden Ride-On Mower tire.

### FEATURES

- Wide shoulder design
- Closely packed tread blocks
- Sutong Limited Warranty

### BENEFITS

- Provides minimum damage to your turf and lawn
- Provides great traction



---

## Specifications

Manufacturer Item Number

WD1083

Make

HI-RUN

Model

4.8/4.00-8 A SU05

SU05

Display Name

4.8/4.00-8 A SU05

Sidewall

BSW

Aspect Ratio

4

Rim Size

8

Inch Width

4.8

Overall Diameter

16.6

Ply Rating

2

Load Capacity Single

435 lbs

Overall Width

4.7

Tread Depth

4.4

---

## Other Sizes

Item Number	Size	Load Rating	Speed Rating	Ply Rating	UTQG
#WD1084	11X4.00-4	N/A	N/A	2	N/A
#WD1118	11X4.00-4	N/A	N/A	4	N/A
#WD1119	11X4.00-5	N/A	N/A	2	N/A
#WD1120	11X4.00-5	N/A	N/A	4	N/A
#WD1031	13X5.00-6	N/A	N/A	2	N/A
#WD1121	13X5.00-6	N/A	N/A	4	N/A
#WD1122	13X6.50-6	N/A	N/A	4	N/A

#WD1123	13X6.50-6	N/A	N/A	2	N/A
#WD1030	15X6.00-6	N/A	N/A	2	N/A
#WD1124	15X6.00-6	N/A	N/A	4	N/A
#WD1285	15X6.50-8	N/A	N/A	2	N/A
#WD1286	15X6.50-8	N/A	N/A	4	N/A
#WD1043	16X6.50-8	N/A	N/A	2	N/A
#WD1125	16X6.50-8	N/A	N/A	4	N/A
#WD1126	16X6.50-8	N/A	N/A	6	N/A
#WD1127	16X7.50-8	N/A	N/A	2	N/A
#WD1128	16X7.50-8	N/A	N/A	4	N/A
#WD1135	18X10.50-10	N/A	N/A	4	N/A
#WD1129	18X6.50-8	N/A	N/A	4	N/A
#WD1130	18X6.50-8	N/A	N/A	2	N/A
#WD1131	18X7.00-8	N/A	N/A	4	N/A
#WD1132	18X8.50-10	N/A	N/A	4	N/A
#WD1032	18X8.50-8	N/A	N/A	2	N/A
#WD1133	18X8.50-8	N/A	N/A	4	N/A
#WD1033	18X9.50-8	N/A	N/A	2	N/A
#WD1134	18X9.50-8	N/A	N/A	4	N/A
#WD1092	20X10.00-10	N/A	N/A	2	N/A
#WD1140	20X10.00-10	N/A	N/A	4	N/A
#WD1034	20X10.00-8	N/A	N/A	2	N/A
#WD1138	20X10.00-8	N/A	N/A	4	N/A
#WD1139	20X10.00-8	N/A	N/A	6	N/A
#WD1137	20X8.00-10	N/A	N/A	4	N/A
#WD1050	20X8.00-8	N/A	N/A	2	N/A
#WD1136	20X8.00-8	N/A	N/A	4	N/A
#WD1171	22X10.00-10	N/A	N/A	4	N/A
#WD1287	22X11.00-10	N/A	N/A	4	N/A
#WD1288	22X9.50-14	N/A	N/A	4	N/A

#WD1044	23X10.5-12	N/A	N/A	4	N/A
#WD1143	23X10.5-12	N/A	N/A	2	N/A
#WD1141	23X8.50-12	N/A	N/A	4	N/A
#WD1058	23X9.50-12	N/A	N/A	2	N/A
#WD1142	23X9.50-12	N/A	N/A	4	N/A
#WD1112	24X12-12	N/A	N/A	4	N/A
#WD1289	24X9.50-12	N/A	N/A	4	N/A
#WD1144	26X12.00-12	N/A	N/A	4	N/A
#WD1145	26X12.00-12	N/A	N/A	6	N/A
#WD1146	26X12.00-12	N/A	N/A	8	N/A
#WD1147	4.10/3.50-4	N/A	N/A	2	N/A
#WD1148	4.10/3.50-4	N/A	N/A	4	N/A
#WD1149	4.80/4.00-8	N/A	N/A	4	N/A

---



**Fort Bend County Pricing Form**

**B22-099**

**Tires and Tubes**

**Term: October 1, 2022 through September 30, 2023**

Vendor Name:

<b>Section 1: Tubes (Must be First Quality)</b>	<b>Estimated Annual Quantity</b>	<b>Bid Price per Each</b>	<b>Extended Total</b>
7.50R16 Tube with TR15 stem	5	No Bid	#VALUE!
7.50R16 Tube with TR150 stem	5	No Bid	#VALUE!
9.00R20 Tubes with TR443 stem	5	No Bid	#VALUE!
10.00R20 Tubes with TR444 stem	5	No Bid	#VALUE!
18.4-30 Tubes with TR218A stem	22	No Bid	#VALUE!
12.4-24 Tubes with TR218A stem	12	No Bid	#VALUE!
KR 14/15 Tubes with TR13 stem	25	No Bid	#VALUE!
13.6X24 Tubes cupples TR218A	11	No Bid	#VALUE!
11.00X16 Tubes with TR15CW stem	8	No Bid	#VALUE!
12X16.5 Tubes with TR15CW stem	4	No Bid	#VALUE!
16.9/18.4X34 Tubes cupples TR218A	5	No Bid	#VALUE!
480/400X8 Tubes cupples TR87	6	No Bid	#VALUE!
600/690X9 Brass stem tubes cupples TR440	6	No Bid	#VALUE!
7.00X12 Brass stem tubes cupples TR440	4	No Bid	#VALUE!
23 x 1050-12 tubes with stem for lawnmower tire	2	No Bid	#VALUE!
18 x 750-8 tubes with stem for lawnmower tire	2	No Bid	#VALUE!
16 x 750-8 tubes with stem for lawnmower tire	2	No Bid	#VALUE!
12.00 R20 tube	10	No Bid	#VALUE!
7.50 - 15 TR440 valve tube	10	No Bid	#VALUE!
23.1R26 Tubes w/ TR218A Stem	2	No Bid	#VALUE!
14.00R24 Tubes w/ TR78a Stem	2	No Bid	#VALUE!
7.50R15 w/ TR75A Stem	2	No Bid	#VALUE!
<b>TOTAL FOR SECTION 1:</b>			<b>#VALUE!</b>

**General/Passenger/Light Truck**

Vendor Name:

<b>Section 2A: Goodyear Brand Only, No Subs</b>	<b>Estimated Annual Quantity</b>	<b>Bid Price per Each</b>	<b>Extended Total</b>
P235/55R17 Eagle RS-A Pursuit v-rated	300	No Bid	#VALUE!
P265/60R17 Eagle RS-A Pursuit v-rated	600	No Bid	#VALUE!
P235/50R18 Eagle RS-A Pursuit v-rated	300	No Bid	#VALUE!
P225/60R18 Eagle RS-A Pursuit v-rated	600	No Bid	#VALUE!
275/55R20 Eagle Enforcer v-rated	200	No Bid	#VALUE!
<b>TOTAL FOR SECTION 2A:</b>			<b>#VALUE!</b>
<b>Section 2B: Generic</b>	<b>Estimated Annual Quantity</b>	<b>Bid Price per Each</b>	<b>Extended Total</b>
P235/55R17 Eagle RS-A Pursuit v-rated	150	No Bid	#VALUE!
P265/60R17 Eagle RS-A Pursuit v-rated	300	No Bid	#VALUE!
P235/50R18 Eagle RS-A Pursuit v-rated	150	No Bid	#VALUE!
P225/60R18 Eagle RS-A Pursuit v-rated	300	No Bid	#VALUE!
275/55R20 Eagle Enforcer v-rated	100	No Bid	#VALUE!
<b>TOTAL FOR SECTION 2B:</b>			<b>#VALUE!</b>

**General/Passenger/Light Truck (cont'd)**

Vendor Name:

<b>Section 3A: Uniroyal Brand Only, No Subs</b>	<b>Estimated Annual Quantity</b>	<b>Bid Price per Each</b>	<b>Extended Total</b>
LT235/85R16 HD/H 10 ply	20	No Bid	#VALUE!
LT235/85R16 HD 10 ply	20	No Bid	#VALUE!
LT245/75R16 HD/H 10 ply	50	No Bid	#VALUE!
LT245/75R16 HD 10 ply	50	No Bid	#VALUE!
LT265/75R16 HD/D10 ply	50	No Bid	#VALUE!
P255/70R16 Laredo Cross Country	50	No Bid	#VALUE!
<b>TOTAL FOR SECTION 3A:</b>			<b>#VALUE!</b>
<b>Section 3B: Generic</b>	<b>Estimated Annual Quantity</b>	<b>Bid Price per Each</b>	<b>Extended Total</b>
LT235/85R16 HD/H 10 ply	10	\$ 126.84	\$ 1,268.40
LT235/85R16 HD 10 ply	10	\$ 126.84	\$ 1,268.40
LT245/75R16 HD/H 10 ply	25	\$ 125.70	\$ 3,142.50
LT245/75R16 HD 10 ply	25	\$ 125.70	\$ 3,142.50
LT265/75R16 HD/D10 ply	25	\$ 136.45	\$ 3,411.25
P255/70R16 Laredo Cross Country	25	\$ 137.08	\$ 3,427.00
<b>TOTAL FOR SECTION 3B:</b>			<b>\$ 15,660.0500</b>

**General/Passenger/Light Truck (cont'd)**

Vendor Name:

<b>Section 4A: Michelin Brand Only, No Subs</b>	<b>Estimated Annual Quantity</b>	<b>Bid Price per Each</b>	<b>Extended Total</b>
LT235/85R16 XPS Rib 10 ply	20	\$ 224.00	\$ 4,480.00
LT235/85R16 XPS Traction 10 ply	10	\$ 224.00	\$ 2,240.00
LT245/75R16 LTX A/T2 10 ply	50	\$ 196.00	\$ 9,800.00
LT245/75R16 Defender LTX M/S	20	\$ 173.60	\$ 3,472.00
LT265/75R16 Defender LTX M/S	20	\$ 191.20	\$ 3,824.00
LT245/75R17 Defender LTX M/S	10	\$ 257.60	\$ 2,576.00
LT245/75R17 LTX A/T2 , 10 ply	4	\$ 232.80	\$ 931.20
LT275/65R18 LTX A/T2, 10 ply	10	\$ 248.00	\$ 2,480.00
LT275/65R18 Defender LTX M/S, 10 ply	10	\$ 228.80	\$ 2,288.00
LT225/75R16 LTX M/S2, 10 ply	40	\$ 162.40	\$ 6,496.00
LT265/65R18 Defender LTX M/S, 10 ply	20	\$ 205.60	\$ 4,112.00
P255/70R16 Defender LTX M/S	50	\$ 174.40	\$ 8,720.00
LT245/75R16 LTX A/T2 OWL	10	\$ 196.00	\$ 1,960.00
LT265/60R18 Defender LTX M/S	20	\$ 202.40	\$ 4,048.00
LT265/70R17 Defender LTX M/S	20	\$ 251.20	\$ 5,024.00
P255/65R17 Defender LTX M/S	200	\$ 192.80	\$ 38,560.00
P245/60R18 Defender LTX M/S	80	\$ 200.00	\$ 16,000.00
<b>TOTAL FOR SECTION 4A:</b>			<b>\$ 117,011.2000</b>
<b>Section 4B: Generic</b>	<b>Estimated Annual Quantity</b>	<b>Bid Price per Each</b>	<b>Extended Total</b>
LT235/85R16 XPS Rib 10 ply	10	\$ 126.84	\$ 1,268.40
LT235/85R16 XPS Traction 10 ply	5	\$ 146.56	\$ 732.80
LT245/75R16 LTX A/T2 10 ply	25	\$ 140.52	\$ 3,513.00
LT245/75R16 Defender LTX M/S	10	\$ 125.70	\$ 1,257.00
LT265/75R16 Defender LTX M/S	10	\$ 136.45	\$ 1,364.50
LT245/75R17 Defender LTX M/S	5	\$ 156.28	\$ 781.40
LT245/75R17 LTX A/T2 , 10 ply	2	\$ 160.08	\$ 320.16
LT275/65R18 LTX A/T2, 10 ply	5	\$ 192.41	\$ 962.05
LT275/65R18 Defender LTX M/S, 10 ply	5	\$ 198.94	\$ 994.70
LT225/75R16 LTX M/S2, 10 ply	20	\$ 138.66	\$ 2,773.20
LT265/65R18 Defender LTX M/S, 10 ply	10	\$ 130.46	\$ 1,304.60
P255/70R16 Defender LTX M/S	25	\$ 137.08	\$ 3,427.00
LT245/75R16 LTX A/T2 OWL	5	\$ 140.52	\$ 702.60
LT265/60R18 Defender LTX M/S	10	\$ 121.14	\$ 1,211.40
LT265/70R17 Defender LTX M/S	10	\$ 173.52	\$ 1,735.20
<b>TOTAL FOR SECTION 4B:</b>			<b>\$ 22,348.0100</b>

**General/Passenger/Light Truck (cont'd)**

Vendor Name:

<b>Section 5A: B F Goodrich Brand Only, No Subs</b>	<b>Estimated Annual Quantity</b>	<b>Bid Price per Each</b>	<b>Extended Total</b>
LT245/75R17 Rugged Trail T/A 10 ply	30	\$ 163.20	\$ 4,896.00
LT245/75R16 Commercial T/A 10 ply	10	\$ 188.00	\$ 1,880.00
LT245/75R17 Commercial T/A 10 ply	10	\$ 228.80	\$ 2,288.00
LT275/65R18 All Terrain T/A KO2	40	\$ 253.60	\$ 10,144.00
LT265/70R17 Commercial T/A 10 ply	20	\$ 239.20	\$ 4,784.00
P235/75R16 Long Trail T/A Tour	10	\$ 111.20	\$ 1,112.00
P245/75R16 Long Trail T/A tour	10	\$ 118.40	\$ 1,184.00
P235/75R17 Long Trail	150	\$ 199.20	\$ 29,880.00
LT265/70R17 ALL TERRAIN T/A K02	10	\$ 218.40	\$ 2,184.00
LT245/75R17 ALL TERRAIN T/A KO2	20	\$ 209.60	\$ 4,192.00
<b>TOTAL FOR SECTION 5A:</b>			<b>\$ 62,544.0000</b>
<b>Section 5B: Generic</b>	<b>Estimated Annual Quantity</b>	<b>Bid Price per Each</b>	<b>Extended Total</b>
LT245/75R17 Rugged Trail T/A 10 ply	15	\$ 156.28	\$ 2,344.20
LT245/75R16 Commercial T/A 10 ply	5	\$ 125.70	\$ 628.50
LT245/75R17 Commercial T/A 10 ply	10	\$ 156.28	\$ 1,562.80
LT275/65R18 All Terrain T/A KO2	20	\$ 192.41	\$ 3,848.20
LT265/70R17 Commercial T/A 10 ply	10	\$ 173.52	\$ 1,735.20
P235/75R16 Long Trail T/A Tour	10	\$ 121.56	\$ 1,215.60
P245/75R16 Long Trail T/A tour	5	\$ 125.70	\$ 628.50
P235/75R17 Long Trail	50	\$ 124.25	\$ 6,212.50
LT265/70R17 ALL TERRAIN T/A K02	5	\$ 180.87	\$ 904.35
LT245/75R17 ALL TERRAIN T/A KO2	10	\$ 160.08	\$ 1,600.80
<b>TOTAL FOR SECTION 5B:</b>			<b>\$ 20,680.6500</b>

**General/Passenger/Light Truck (cont'd)**

Vendor Name:

<b>Section 6A: Bridgestone/Firestone Brand Only, No Subs</b>	<b>Estimated Annual Quantity</b>	<b>Bid Price per Each</b>	<b>Extended Total</b>
LT235/75R15 Destination A/T2 6 ply	20	\$ 115.46	\$ 2,309.20
LT235/75R15 Destination MT 6 ply	20	\$ 141.96	\$ 2,839.20
LT225/75R16 Transforce HT2 10 ply	16	\$ 138.66	\$ 2,218.56
LT225/75R16 Destination X/T 10 ply	16	\$ 134.54	\$ 2,152.64
LT245/75R16 Transforce HT 10 ply	100	\$ 125.70	\$ 12,570.00
LT245/75R16 Destination MT2 10 ply	30	\$ 159.55	\$ 4,786.50
LT245/75R17 Transforce HT 10 ply	150	\$ 156.28	\$ 23,442.00
LT235/85R16 Transforce HT 10 ply	100	\$ 126.84	\$ 12,684.00
LT235/85R16 Destination M/T2 10 ply	30	\$ 171.72	\$ 5,151.60
LT215/85R16 Transforce HT 10 ply	16	\$ 113.00	\$ 1,808.00
LT215/85R16 Destination X/T 10 ply	20	\$ 124.34	\$ 2,486.80
LT235/80/17 Transforce HT 10 ply	100	\$ 146.20	\$ 14,620.00
LT245/70R17 Transforce HT 10 ply	40	\$ 144.22	\$ 5,768.80
LT265/70R17 Transforce HT 10 ply	20	\$ 173.52	\$ 3,470.40
LT265/75R16 Transforce AT2	40	\$ 156.38	\$ 6,255.20
LT275/70R18 Transforce AT2 10 ply	20	\$ 192.95	\$ 3,859.00
LT275/70R18 Transforce HT	20	\$ 183.32	\$ 3,666.40
LT265/70R17 Transforce AT2 10 ply	50	\$ 180.87	\$ 9,043.50
LT265/70R17 Destination M/T2 10 ply	100	\$ 187.38	\$ 18,738.00
LT235/85R16 Transforce AT2 10 ply	20	\$ 146.56	\$ 2,931.20
LT235/85R16 Destination LE3	20	\$ 126.84	\$ 2,536.80
LT235/75R16 Destination LE3	10	\$ 121.56	\$ 1,215.60
9.50R16.5 Transforce HT 10 ply	32	\$ 165.10	\$ 5,283.20
P255/70R16 Destination A/T2	20	\$ 151.00	\$ 3,020.00
P205/60R16 Firestone Champion Fuel fighter	100	\$ 84.60	\$ 8,460.00
P255/65R17 Destination LE3	200	\$ 121.96	\$ 24,392.00
P265/75R16 Destination X/T	40	\$ 156.46	\$ 6,258.40
P215/60R16 Champion Fuel Fighter	40	\$ 89.92	\$ 3,596.80
P235/70R16 Destination LE3	60	\$ 122.07	\$ 7,324.20
P255/65R16 Destination LE3	40	\$ 122.45	\$ 4,898.00
P265/70R16 Destination LE3	40	\$ 158.09	\$ 6,323.60
P205/75R15 Winterforce 2	40	\$ 88.00	\$ 3,520.00
P235/55R17 Champion Fuel Fighter	40	\$ 128.11	\$ 5,124.40
P245/65R17 Destination LE3	60	\$ 111.75	\$ 6,705.00
P265/60R17 Fire Hawk V-Rated Pursuit	400	\$ 129.23	\$ 51,692.00
P245/60R18 Destination LE3	50	\$ 118.41	\$ 5,920.50
P255/70R17 Destination LE3	50	\$ 137.31	\$ 6,865.50
P235/75R17 Dueler A/T REVO 2	50	\$ 124.25	\$ 6,212.50
P255/65R18 Destination LE3	40	\$ 121.97	\$ 4,878.80
LT275/70R18 Destination MT2	8	\$ 233.23	\$ 1,865.84
P265/65R18 Destination LE3 OWL	6	\$ 130.46	\$ 782.76
275/55R20 Fire Hawk V-Rated Pursuit All Season	200	\$ 172.34	\$ 34,468.00
<b>TOTAL FOR SECTION 6A:</b>			<b>\$ 342,144.9000</b>

**General/Passenger/Light Truck (cont'd)**

Vendor Name:

<b>Section 6B: Generic</b>	<b>Estimated Annual Quantity</b>	<b>Bid Price per Each</b>	<b>Extended Total</b>
LT235/75R15 Destination A/T2 6 ply	10	\$ 115.46	\$ 1,154.60
LT235/75R15 Destination MT 6 ply	10	\$ 141.96	\$ 1,419.60
LT225/75R16 Transforce HT2 10 ply	8	\$ 138.66	\$ 1,109.28
LT225/75R16 Destination X/T 10 ply	8	\$ 134.54	\$ 1,076.32
LT245/75R16 Transforce HT 10 ply	50	\$ 125.70	\$ 6,285.00
LT245/75R16 Destination MT2 10 ply	15	\$ 159.55	\$ 2,393.25
LT245/75R17 Transforce HT 10 ply	75	\$ 156.28	\$ 11,721.00
LT235/85R16 Transforce HT 10 ply	50	\$ 126.84	\$ 6,342.00
LT235/85R16 Destination M/T2 10 ply	15	\$ 171.72	\$ 2,575.80
LT215/85R16 Transforce HT 10 ply	8	\$ 113.00	\$ 904.00
LT215/85R16 Destination X/T 10 ply	10	\$ 124.34	\$ 1,243.40
LT235/80/17 Transforce HT 10 ply	50	\$ 146.20	\$ 7,310.00
LT245/70R17 Transforce HT 10 ply	20	\$ 144.22	\$ 2,884.40
LT265/70R17 Transforce HT 10 ply	10	\$ 173.52	\$ 1,735.20
LT265/75R16 Transforce AT2	20	\$ 156.38	\$ 3,127.60
LT275/70R18 Transforce AT2 10 ply	10	\$ 192.95	\$ 1,929.50
LT275/70R18 Transforce HT	10	\$ 183.32	\$ 1,833.20
LT265/70R17 Transforce AT2 10 ply	25	\$ 180.87	\$ 4,521.75
LT265/70R17 Destination M/T2 10 ply	50	\$ 187.38	\$ 9,369.00
LT235/85R16 Transforce AT2 10 ply	10	\$ 146.56	\$ 1,465.60
LT235/85R16 Destination LE3	10	\$ 126.84	\$ 1,268.40
LT235/75R16 Destination LE3	5	\$ 121.56	\$ 607.80
9.50R16.5 Transforce HT 10 ply	15	\$ 165.10	\$ 2,476.50
P255/70R16 Destination A/T2	10	\$ 151.00	\$ 1,510.00
P205/60R16 Firestone Champion Fuel fighter	50	\$ 84.60	\$ 4,230.00
P255/65R17 Destination LE3	75	\$ 121.96	\$ 9,147.00
P265/75R16 Destination X/T	20	\$ 156.46	\$ 3,129.20
P215/60R16 Champion Fuel Fighter	20	\$ 89.92	\$ 1,798.40
P235/70R16 Destination LE3	30	\$ 122.07	\$ 3,662.10
P255/65R16 Destination LE3	20	\$ 122.45	\$ 2,449.00
P265/70R16 Destination LE3	20	\$ 158.09	\$ 3,161.80
P205/75R15 Winterforce 2	20	\$ 88.00	\$ 1,760.00
P235/55R17 Champion Fuel Fighter	20	\$ 128.11	\$ 2,562.20
P245/65R17 Destination LE3	30	\$ 111.75	\$ 3,352.50
P265/60R17 Fire Hawk V-Rated Pursuit	150	\$ 129.23	\$ 19,384.50
P245/60R18 Destination LE3	25	\$ 118.41	\$ 2,960.25
P255/70R17 Destination LE3	25	\$ 137.31	\$ 3,432.75
P235/75R17 Dueler A/T REVO 2	25	\$ 124.25	\$ 3,106.25
P255/65R18 Destination LE3	20	\$ 121.97	\$ 2,439.40
LT275/70R18 Destination MT2	4	\$ 233.23	\$ 932.92
P265/65R18 Destination LE3 OWL	3	\$ 130.46	\$ 391.38
275/55R20 Fire Hawk V-Rated Pursuit All Season	100	\$ 172.34	\$ 17,234.00
<b>TOTAL FOR SECTION 6B:</b>			<b>\$ 161,396.8500</b>

**General/Passenger/Light Truck (cont'd)**

Vendor Name:

<b>Section 7A: Goodyear Brand Only, No Subs</b>	<b>Estimated Annual Quantity</b>	<b>Bid Price per Each</b>	<b>Extended Total</b>
LT235/75R15 Wrangler MT/R 6 ply	10	No Bid	#VALUE!
LT235/85R16 Wrangler HT 10 ply	20	No Bid	#VALUE!
LT235/85R16 Wrangler MT/R 10 ply	20	No Bid	#VALUE!
LT235/85R16 LR G G614 RST 14 ply	16	No Bid	#VALUE!
LT245/75R16 Wrangler HT load range E	8	No Bid	#VALUE!
LT245/75R16 Wrangler MT/R 10 ply	20	No Bid	#VALUE!
LT245/75R16 Wrangler Trail Runner AT 10 ply	300	No Bid	#VALUE!
LT245/75R16 Wrangler Fortitude HT 10 ply	20	No Bid	#VALUE!
LT265/75R16 Wrangler Fortitude HT 10 ply	10	No Bid	#VALUE!
LT265/75R16 Wrangler MT/R 8 ply	60	No Bid	#VALUE!
LT245/70R17 Wrangler Trail Runner AT 6 ply	90	No Bid	#VALUE!
LT265/70R17 Wrangler AT/S	40	No Bid	#VALUE!
LT265/70R17 Wrangler MT/R 10 ply	10	No Bid	#VALUE!
LT275/65R18 Wrangler Trail Runner AT VBL10 ply	10	No Bid	#VALUE!
LT275/65R18 Wrangler Trail Runner AT OWL 10 ply	12	No Bid	#VALUE!
P205/60R16 Eagle Sport A/S	10	No Bid	#VALUE!
P215/65R16 Assurance WeatherReady	10	No Bid	#VALUE!
P235/75R17 Wrangler SRA	10	No Bid	#VALUE!
P235/75R15 Wrangler Fortitude HT XL	10	No Bid	#VALUE!
P235/75R16 Wrangler Fortitude HT BW	100	No Bid	#VALUE!
P245/65R17 Wrangler Fortitude HT	10	No Bid	#VALUE!
P245/75R16 Wrangler Fortitude HT	20	No Bid	#VALUE!
P255/70r16 Wrangler RT/S	30	No Bid	#VALUE!
P255/65R16 Eagle LS	10	No Bid	#VALUE!
P265/70R17 Wrangler Fortitude HT	10	No Bid	#VALUE!
P265/70R17 Wrangler Trail Runner AT	8	No Bid	#VALUE!
P275/65R18 Wrangler SR-A OWL SL	30	No Bid	#VALUE!
LT265/70R17 Wrangler Duratrac 10 ply	40	No Bid	#VALUE!
LT275/70R18 Wrangler Duratrac 10 ply	30	No Bid	#VALUE!
LT275/65R18 Wrangler Duratrac 6 ply	20	No Bid	#VALUE!
<b>TOTAL FOR SECTION 7A:</b>			<b>#VALUE!</b>

**General/Passenger/Light Truck (cont'd)**

Vendor Name:

<b>Section 7B: Generic</b>	<b>Estimated Annual Quantity</b>	<b>Bid Price per Each</b>	<b>Extended Total</b>
LT235/75R15 Wrangler MT/R 6 ply	5	\$ 141.96	\$ 709.80
LT235/85R16 Wrangler HT 10 ply	10	\$ 126.84	\$ 1,268.40
LT235/85R16 Wrangler MT/R 10 ply	10	\$ 171.72	\$ 1,717.20
LT235/85R16 LR G G614 RST 14 ply	8	\$ 171.72	\$ 1,373.76
LT245/75R16 Wrangler HT load range E	4	\$ 125.70	\$ 502.80
LT245/75R16 Wrangler MT/R 10 ply	10	\$ 159.55	\$ 1,595.50
LT245/75R16 Wrangler Trail Runner AT 10 ply	150	\$ 140.52	\$ 21,078.00
LT245/75R16 Wrangler Fortitude HT 10 ply	10	\$ 125.70	\$ 1,257.00
LT265/75R16 Wrangler Fortitude HT 10 ply	5	\$ 136.45	\$ 682.25
LT265/75R16 Wrangler MT/R 8 ply	30	\$ 165.88	\$ 4,976.40
LT245/70R17 Wrangler Trail Runner AT 6 ply	40	\$ 153.76	\$ 6,150.40
LT265/70R17 Wrangler AT/S	20	\$ 180.87	\$ 3,617.40
LT265/70R17 Wrangler MT/R 10 ply	5	\$ 187.38	\$ 936.90
LT275/65R18 Wrangler Trail Runner AT VBL10 ply	5	\$ 192.41	\$ 962.05
LT275/65R18 Wrangler Trail Runner AT OWL 10 ply	6	\$ 192.41	\$ 1,154.46
P205/60R16 Eagle Sport A/S	6	\$ 89.01	\$ 534.06
P215/65R16 Assurance WeatherReady	6	\$ 96.05	\$ 576.30
P235/75R17 Wrangler SRA	6	\$ 124.25	\$ 745.50
P235/75R15 Wrangler Fortitude HT XL	6	\$ 112.10	\$ 672.60
P235/75R16 Wrangler Fortitude HT BW	50	\$ 121.56	\$ 6,078.00
P245/65R17 Wrangler Fortitude HT	5	\$ 111.75	\$ 558.75
P245/75R16 Wrangler Fortitude HT	10	\$ 125.70	\$ 1,257.00
P255/70r16 Wrangler RT/S	15	\$ 137.08	\$ 2,056.20
P255/65R16 Eagle LS	5	\$ 122.45	\$ 612.25
P265/70R17 Wrangler Fortitude HT	5	\$ 149.78	\$ 748.90
P265/70R17 Wrangler Trail Runner AT	4	\$ 140.19	\$ 560.76
P275/65R18 Wrangler SR-A OWL SL	15	\$ 149.78	\$ 2,246.70
LT265/70R17 Wrangler Duratrac 10 ply	20	\$ 187.38	\$ 3,747.60
LT275/70R18 Wrangler Duratrac 10 ply	15	\$ 233.23	\$ 3,498.45
<b>TOTAL FOR SECTION 7B:</b>			<b>\$ 71,875.3900</b>

**General/Passenger/Light Truck (cont'd)**

Vendor Name:

<b>Section 8A: Toyo Brand Only, No Subs</b>	<b>Estimated Annual Quantity</b>	<b>Bid Price per Each</b>	<b>Extended Total</b>
LT245/75R16 Open Country MT 10 ply	20	No Bid	#VALUE!
LT235/85R16 Open Country MT 10 ply	12	No Bid	#VALUE!
LT265/70R17 Open Country MT 10 ply	20	No Bid	#VALUE!
LT265/70R17 Open Country AT	16	No Bid	#VALUE!
LT245/75R17 Open Country AT	8	No Bid	#VALUE!
LT265/70R17 Open Country AT3 10ply	16	No Bid	#VALUE!
LT265/70R18 Open Country AT3 10ply	16	No Bid	#VALUE!
<b>TOTAL FOR SECTION 8A:</b>			<b>#VALUE!</b>
<b>Section 8B: Generic</b>	<b>Estimated Annual Quantity</b>	<b>Bid Price per Each</b>	<b>Extended Total</b>
LT245/75R16 Open Country MT 10 ply	6	\$ 159.55	\$ 957.30
LT235/85R16 Open Country MT 10 ply	6	\$ 126.84	\$ 761.04
LT265/70R17 Open Country MT 10 ply	10	\$ 187.38	\$ 1,873.80
LT265/70R17 Open Country AT	8	\$ 174.55	\$ 1,396.40
LT245/75R17 Open Country AT	4	\$ 162.58	\$ 650.32
LT265/70R17 Open Country AT3 10ply	8	\$ 174.55	\$ 1,396.40
LT265/70R18 Open Country AT3 10ply	8	\$ 175.23	\$ 1,401.84
<b>TOTAL FOR SECTION 8B:</b>			<b>\$ 8,437.1000</b>

**Heavy Truck**

Vendor Name:

<b>Section 9A: B F Goodrich Brand Only, No Subs</b>	<b>Estimated Annual Quantity</b>	<b>Bid Price per Each</b>	<b>Extended Total</b>
225/70R19.5 ST230 14 Ply	4	No Bid	#VALUE!
<b>TOTAL FOR SECTION 9A:</b>			<b>#VALUE!</b>
<b>Section 9B: Generic</b>	<b>Estimated Annual Quantity</b>	<b>Bid Price per Each</b>	<b>Extended Total</b>
225/70R19.5 ST230 14 Ply	2	No Bid	#VALUE!
<b>TOTAL FOR SECTION 9B:</b>			<b>#VALUE!</b>

<b>Section 10A: Bridgeston/Firestone Brand Only, No Subs</b>	<b>Estimated Annual Quantity</b>	<b>Bid Price per Each</b>	<b>Extended Pricing</b>
225/70R19.5 M724F 12 ply	8	\$ 323.71	\$ 2,589.68
225/70R19.5 M729F 12 ply	8	\$ 323.71	\$ 2,589.68
<b>TOTAL FOR SECTION 10A:</b>			<b>\$ 5,179.3600</b>
<b>Section 10B: Generic</b>	<b>Estimated Annual Quantity</b>	<b>Bid Price per Each</b>	<b>Extended Pricing</b>
225/70R19.5 M724F 12 ply	4	\$ 303.17	\$ 1,212.68
225/70R19.5 M729F 12 ply	4	\$ 303.17	\$ 1,212.68
<b>TOTAL FOR SECTION 10B:</b>			<b>\$ 2,425.3600</b>

<b>Section 11A: Continental Brand Only, No Subs</b>	<b>Estimated Annual Quantity</b>	<b>Bid Price per Each</b>	<b>Extended Total</b>
225/70R19.5 HD3 Terra Plus 14ply	16	No Bid	#VALUE!
<b>TOTAL FOR SECTION 11A:</b>			<b>#VALUE!</b>
<b>Section 11B: Generic</b>	<b>Estimated Annual Quantity</b>	<b>Bid Price per Each</b>	<b>Extended Total</b>
225/70R19.5 HD3 Terra Plus 14ply	8	\$ 313.72	\$ 2,509.76
<b>TOTAL FOR SECTION 11B:</b>			<b>\$ 2,509.7600</b>

**Heavy Truck (cont'd)**

Vendor Name:

<b>Section 12A: Michelin Brand Only, No Subs</b>	<b>Estimated Annual Quantity</b>	<b>Bid Price per Each</b>	<b>Extended Total</b>
225/70 R19.5 10 ply XZE	6	No Bid	#VALUE!
225/70R19.5 XZE 14 ply	4	No Bid	#VALUE!
11R22.5 XZE2 LRG 14 ply	100	No Bid	#VALUE!
11R22.5 XZY LRH 16 ply XZY3	12	No Bid	#VALUE!
11R22.5 XZE2 LRH 16 ply	6	No Bid	#VALUE!
11R22.5 XMD LRH 16 ply	32	No Bid	#VALUE!
11R22.5 XZY3	12	No Bid	#VALUE!
11R22.5 XDY3	12	No Bid	#VALUE!
11R22.5 X WORK XDY	12	No Bid	#VALUE!
11R24.5 XDY3	12	No Bid	#VALUE!
11R24.5 X WORK XDY	12	No Bid	#VALUE!
11R24.5 XMD LRH	6	No Bid	#VALUE!
11R24.5 XDN2	3	No Bid	#VALUE!
11R24.5 XDA5+	2	No Bid	#VALUE!
11R24.5 XZE2 LRH 16 Ply	20	No Bid	#VALUE!
12R22.5 XZE	24	No Bid	#VALUE!
12R22.5 XZY3	12	No Bid	#VALUE!
255/70R22.5 XZE	12	No Bid	#VALUE!
275/80R24.5 XDN2	8	No Bid	#VALUE!
275/80R24.5 XDA5+	5	No Bid	#VALUE!
315/80 R22.5 XZA	6	No Bid	#VALUE!
315/80/R22.5 X WORKS Z	6	No Bid	#VALUE!
385/65R22.5 x 24 18 ply XZY 3	6	No Bid	#VALUE!
425/65R22.5 XZY3	6	No Bid	#VALUE!
<b>TOTAL FOR SECTION 12A:</b>			<b>#VALUE!</b>

**Heavy Truck (cont'd)**

Vendor Name:

<b>Section 12B: Generic</b>	<b>Estimated Annual Quantity</b>	<b>Bid Price per Each</b>	<b>Extended Total</b>
225/70 R19.5 10 ply XZE	4	No Bid	#VALUE!
225/70R19.5 XZE 14 ply	2	No Bid	#VALUE!
11R22.5 XZE2 LRG 14 ply	50	No Bid	#VALUE!
11R22.5 XZY LRH 16 ply XZY3	6	No Bid	#VALUE!
11R22.5 XZE2 LRH 16 ply	3	No Bid	#VALUE!
11R22.5 XMD LRH 16 ply	12	No Bid	#VALUE!
11R22.5 XZY3	6	No Bid	#VALUE!
11R22.5 XDY3	6	No Bid	#VALUE!
11R22.5 X WORK XDY	6	No Bid	#VALUE!
11R24.5 XDY3	8	No Bid	#VALUE!
11R24.5 X WORK XDY	6	No Bid	#VALUE!
11R24.5 XMD LRH	3	No Bid	#VALUE!
11R24.5 XDN2	3	No Bid	#VALUE!
11R24.5 XDA5+	2	No Bid	#VALUE!
11R24.5 XZE2 LRH 16 Ply	10	No Bid	#VALUE!
12R22.5 XZE	12	No Bid	#VALUE!
12R22.5 XZY3	8	No Bid	#VALUE!
255/70R22.5 XZE	6	No Bid	#VALUE!
275/80R24.5 XDN2	4	No Bid	#VALUE!
275/80R24.5 XDA5+	4	No Bid	#VALUE!
315/80 R22.5 XZA	2	No Bid	#VALUE!
315/80/R22.5 X WORKS Z	2	No Bid	#VALUE!
385/65R22.5 x 24 18 ply XZY 3	2	No Bid	#VALUE!
425/65R22.5 XZY3	2	No Bid	#VALUE!
<b>TOTAL FOR SECTION 12B:</b>			<b>#VALUE!</b>

**Heavy Truck (cont'd)**

Vendor Name:

<b>Section 13A: B F Goodrich Brand Only, No Subs</b>	<b>Estimated Annual Quantity</b>	<b>Bid Price per Each</b>	<b>Extended Total</b>
11R22.5 Cross Control D 16 ply	10	No Bid	#VALUE!
11R24.5 Cross Control D 16 ply	10	No Bid	#VALUE!
11R22.5 ST230	10	No Bid	#VALUE!
11R24.5 ST230	10	No Bid	#VALUE!
11R22.5 TR144	10	No Bid	#VALUE!
<b>TOTAL FOR SECTION 13A:</b>			<b>#VALUE!</b>
<b>Section 13B: Generic</b>	<b>Estimated Annual Quantity</b>	<b>Bid Price per Each</b>	<b>Extended Total</b>
11R22.5 Cross Control D 16 ply	6	No Bid	#VALUE!
11R24.5 Cross Control D 16 ply	8	No Bid	#VALUE!
11R22.5 ST230	8	No Bid	#VALUE!
11R24.5 ST230	8	No Bid	#VALUE!
11R22.5 TR144	8	No Bid	#VALUE!
<b>TOTAL FOR SECTION 13B:</b>			<b>#VALUE!</b>

<b>Section 14A: Bridgestone/Firestone Brand Only, No Subs</b>	<b>Estimated Annual Quantity</b>	<b>Bid Price per Each</b>	<b>Extended Total</b>
10R22.5 FS561 Plus 12 ply	4	\$ 397.66	\$ 1,590.64
10R22.5 FD663 14 ply	4	\$ 414.66	\$ 1,658.64
11R22.5 FS 560 Plus 16 ply	12	\$ 406.69	\$ 4,880.28
11R22.5 T831 16 ply	12	\$ 515.34	\$ 6,184.08
11R22.5 T819 16 ply	12	\$ 446.91	\$ 5,362.92
12R22.5 T831 16 ply	10	\$ 607.02	\$ 6,070.20
11R24.5 T831 16 ply	12	\$ 572.52	\$ 6,870.24
11R24.5 FS 560 Plus 16 ply	12	\$ 446.94	\$ 5,363.28
12R22.5 FS561 Plus 16 ply	12	\$ 450.44	\$ 5,405.28
315/80R22.5 FS400 20 ply	12	\$ 665.12	\$ 7,981.44
<b>TOTAL FOR SECTION 14A:</b>			<b>\$ 51,367.0000</b>
<b>Section 14B: Generic</b>	<b>Estimated Annual Quantity</b>	<b>Bid Price per Each</b>	<b>Extended Total</b>
10R22.5 FS561 Plus 12 ply	4	\$ 397.66	\$ 1,590.64
10R22.5 FD663 14 ply	4	\$ 414.66	\$ 1,658.64
11R22.5 FS 560 Plus 16 ply	12	\$ 406.69	\$ 4,880.28
11R22.5 T831 16 ply	12	\$ 515.34	\$ 6,184.08
11R22.5 T819 16 ply	12	\$ 446.91	\$ 5,362.92
12R22.5 T831 16 ply	10	\$ 607.02	\$ 6,070.20
11R24.5 T831 16 ply	12	\$ 572.52	\$ 6,870.24
11R24.5 FS 560 Plus 16 ply	12	\$ 446.94	\$ 5,363.28
12R22.5 FS561 Plus 16 ply	12	\$ 450.44	\$ 5,405.28
315/80R22.5 FS400 20 ply	12	\$ 665.12	\$ 7,981.44
<b>TOTAL FOR SECTION 14B:</b>			<b>\$ 51,367.0000</b>

**Heavy Truck (cont'd)**

Vendor Name:

<b>Section 15A: Goodyear Brand Only, No Subs</b>	<b>Estimated Annual Quantity</b>	<b>Bid Price per Each</b>	<b>Extended Total</b>
11R22.5 Workhorse MSA 16 ply	8	No Bid	#VALUE!
11R22.5 Workhorse MSA 16 ply	100	No Bid	#VALUE!
11R22.5 Workhorse MSD 16 ply	12	No Bid	#VALUE!
11R22.5 Marathon LHS 14 ply	12	No Bid	#VALUE!
11R22.5 Marathon LHT 12 ply	12	No Bid	#VALUE!
12R22.5 G751 MSA 16 ply	6	No Bid	#VALUE!
315/80R22.5 G291 18 ply	6	No Bid	#VALUE!
385/65R22.5 G278 18 ply	4	No Bid	#VALUE!
<b>TOTAL FOR SECTION 15A:</b>			<b>#VALUE!</b>
<b>Section 15B: Generic</b>	<b>Estimated Annual Quantity</b>	<b>Bid Price per Each</b>	<b>Extended Total</b>
11R22.5 Workhorse MSA 16 ply	4	No Bid	#VALUE!
11R22.5 Workhorse MSA 16 ply	20	No Bid	#VALUE!
11R22.5 Workhorse MSD 16 ply	6	No Bid	#VALUE!
11R22.5 Marathon LHS 14 ply	6	No Bid	#VALUE!
11R22.5 Marathon LHT 12 ply	6	No Bid	#VALUE!
12R22.5 G751 MSA 16 ply	2	No Bid	#VALUE!
315/80R22.5 G291 18 ply	2	No Bid	#VALUE!
385/65R22.5 G278 18 ply	2	No Bid	#VALUE!
<b>TOTAL FOR SECTION 15B:</b>			<b>#VALUE!</b>

<b>Section 16A: Toyo Brand Only, No Subs</b>	<b>Estimated Annual Quantity</b>	<b>Bid Price per Each</b>	<b>Extended Total</b>
11R22.5 M506Z 16 ply	10	No Bid	#VALUE!
11R24.5 M506Z 16 ply	10	No Bid	#VALUE!
11R22.5 M157 14 ply	10	No Bid	#VALUE!
11R22.5 M147 16 ply	10	No Bid	#VALUE!
11R24.5 M147 16 ply	40	No Bid	#VALUE!
12R22.5 M170 16 ply	40	No Bid	#VALUE!
<b>TOTAL FOR SECTION 16A:</b>			<b>#VALUE!</b>
<b>Section 16B: Generic</b>	<b>Estimated Annual Quantity</b>	<b>Bid Price per Each</b>	<b>Extended Total</b>
11R22.5 M506Z 16 ply	4	\$ 525.34	\$ 2,101.36
11R24.5 M506Z 16 ply	4	\$ 572.52	\$ 2,290.08
11R22.5 M157 14 ply	4	\$ 417.75	\$ 1,671.00
11R22.5 M147 16 ply	4	\$ 406.69	\$ 1,626.76
11R24.5 M147 16 ply	12	\$ 446.94	\$ 5,363.28
12R22.5 M170 16 ply	12	\$ 498.09	\$ 5,977.08
<b>TOTAL FOR SECTION 16B:</b>			<b>\$ 19,029.5600</b>

**Heavy Truck (cont'd)**

Vendor Name:

<b>Section 17: Generic</b>	<b>Estimated Annual Quantity</b>	<b>Bid Price per Each</b>	<b>Extended Total</b>
10R22.5 FS561 12 ply	4	\$ 277.00	\$ 1,108.00
10R22.5 FD663 12 ply	4	\$ 270.00	\$ 1,080.00
11R22.5 FS561 16 ply	25	\$ 303.00	\$ 7,575.00
11R22.5 T831 16 ply	12	\$ 364.00	\$ 4,368.00
11R22.5 T819 16 ply	8	\$ 355.00	\$ 2,840.00
12R22.5 T831 16 ply	10	\$ 364.00	\$ 3,640.00
11R24.5 T831 16 ply	25	\$ 384.00	\$ 9,600.00
11R24.5 16 ply FS561	8	\$ 320.00	\$ 2,560.00
12R22.5 FS561	8	\$ 365.00	\$ 2,920.00
<b>TOTAL FOR SECTION 17:</b>			<b>\$ 35,691.0000</b>

**Agricultural**

<b>Section 18A: Michelin Brand Only, No Subs</b>	<b>Estimated Annual Quantity</b>	<b>Bid Price per Each</b>	<b>Extended Total</b>
12.4-24 R-1W Radial Agribib 8 ply	5	No Bid	#VALUE!
13.6R24 R-1W Radial Agribib 8 ply	5	No Bid	#VALUE!
14.9R24 R-1W Radial Agribib 8 ply	5	No Bid	#VALUE!
18.4R30 R-1W Radial Agribib 8 ply	4	No Bid	#VALUE!
16.9R34 R-1W Radial Agribib 8 ply	5	No Bid	#VALUE!
18.4R38 R-1W Radial Agribib 8 ply	5	No Bid	#VALUE!
380/85R24 Power Radial 80	5	No Bid	#VALUE!
18.4R34 R-1W Radial 8 ply	5	No Bid	#VALUE!
23.1-26 10 ply tubeless	10	No Bid	#VALUE!
28L-26 10 ply tubeless	10	No Bid	#VALUE!
<b>TOTAL FOR SECTION 18A:</b>			<b>#VALUE!</b>
<b>Section 18B: Generic</b>	<b>Estimated Annual Quantity</b>	<b>Bid Price per Each</b>	<b>Extended Total</b>
12.4-24 R-1W Radial Agribib 8 ply	2	\$ 336.00	\$ 672.00
13.6R24 R-1W Radial Agribib 8 ply	2	\$ 592.00	\$ 1,184.00
14.9R24 R-1W Radial Agribib 8 ply	2	\$ 740.00	\$ 1,480.00
18.4R30 R-1W Radial Agribib 8 ply	2	\$ 1,450.00	\$ 2,900.00
16.9R34 R-1W Radial Agribib 8 ply	2	\$ 1,399.00	\$ 2,798.00
18.4R38 R-1W Radial Agribib 8 ply	2	\$ 2,050.00	\$ 4,100.00
380/85R24 Power Radial 80	2	\$ 1,999.00	\$ 3,998.00
18.4R34 R-1W Radial 8 ply	2	\$ 1,999.00	\$ 3,998.00
23.1-26 10 ply tubeless	4	\$ 1,499.00	\$ 5,996.00
28L-26 10 ply tubeless	4	\$ 1,864.54	\$ 7,458.16
<b>TOTAL FOR SECTION 18B:</b>			<b>\$ 34,584.1600</b>

**Agricultural (cont'd)**

Vendor Name:

<b>Section 19A: Bridgestone/Firestone Brand Only, No Subs</b>	<b>Estimated Annual Quantity</b>	<b>Bid Price per Each</b>	<b>Extended Total</b>
7.50-16 Champ Guide Grip 3 Rib F-2 8 ply	4	\$ 192.59	\$ 770.36
10.00-16 Champ Guide Grip 3 Rib F-2 8 ply	8	\$ 210.49	\$ 1,683.92
11.00-16 Champ Guide Grip 3 Rib F-2 8 ply	5	\$ 261.01	\$ 1,305.05
11L-15 Champ Guide Grip 3 Rib F-2 8 ply	8	\$ 208.38	\$ 1,667.04
12.4-24 Super All Traction II 23° 8 ply	12	\$ 380.35	\$ 4,564.20
340/85R24 Performer 85 R-1W 8 ply	5	\$ 748.31	\$ 3,741.55
380/85R24 Performer 85 R-1W 8 ply	5	\$ 781.26	\$ 3,906.30
13.6-24 Super All Traction II 23deg R-1 8 ply	4	\$ 425.93	\$ 1,703.72
18.4-30 Champ Spade Grip - R-2 10 ply	4	\$ 1,374.77	\$ 5,499.08
18.4-34 Super All Traction 23° TL-R-1 8 ply	5	\$ 1,027.89	\$ 5,139.45
18.4R38 Radial All Traction 23° 8 ply	5	\$ 3,056.78	\$ 15,283.90
18.4-30 Super All Traction II 23° R-1 8 ply	4	\$ 788.32	\$ 3,153.28
12.4R24 Radial All Traction DT R-1W	20	\$ 710.90	\$ 14,218.00
13.6R24 Radial All Traction DT R-1W	4	\$ 748.31	\$ 2,993.24
14.9R24 Radial All Traction DT R-1W	8	\$ 781.26	\$ 6,250.08
18.4R30 Radio All Traction DT R-1W	20	\$ 1,284.36	\$ 25,687.20
<b>TOTAL FOR SECTION 19A:</b>			<b>\$ 97,566.3700</b>
<b>Section 19B: Generic</b>	<b>Estimated Annual Quantity</b>	<b>Bid Price per Each</b>	<b>Extended Total</b>
7.50-16 Champ Guide Grip 3 Rib F-2 8 ply	4	\$ 192.59	\$ 770.36
10.00-16 Champ Guide Grip 3 Rib F-2 8 ply	8	\$ 210.49	\$ 1,683.92
11.00-16 Champ Guide Grip 3 Rib F-2 8 ply	5	\$ 261.01	\$ 1,305.05
11L-15 Champ Guide Grip 3 Rib F-2 8 ply	8	\$ 208.38	\$ 1,667.04
12.4-24 Super All Traction II 23° 8 ply	6	\$ 380.35	\$ 2,282.10
340/85R24 Performer 85 R-1W 8 ply	5	\$ 748.31	\$ 3,741.55
380/85R24 Performer 85 R-1W 8 ply	5	\$ 781.26	\$ 3,906.30
13.6-24 Super All Traction II 23deg R-1 8 ply	4	\$ 425.93	\$ 1,703.72
18.4-30 Champ Spade Grip - R-2 10 ply	4	\$ 1,374.77	\$ 5,499.08
18.4-34 Super All Traction 23° TL-R-1 8 ply	5	\$ 1,027.89	\$ 5,139.45
18.4R38 Radial All Traction 23° 8 ply	5	\$ 3,056.78	\$ 15,283.90
18.4-30 Super All Traction II 23° R-1 8 ply	4	\$ 788.32	\$ 3,153.28
12.4R24 Radial All Traction DT R-1W	6	\$ 710.90	\$ 4,265.40
13.6R24 Radial All Traction DT R-1W	4	\$ 748.31	\$ 2,993.24
14.9R24 Radial All Traction DT R-1W	8	\$ 781.26	\$ 6,250.08
18.4R30 Radio All Traction DT R-1W	6	\$ 1,284.36	\$ 7,706.16
<b>TOTAL FOR SECTION 19B:</b>			<b>\$ 67,350.6300</b>

**Agricultural (cont'd)**

Vendor Name:

<b>Section 20A: Goodyear Brand Only, No Subs</b>	<b>Estimated Annual Quantity</b>	<b>Bid Price per Each</b>	<b>Extended Total</b>
7.50-16 Triple Rib HD TT 6 ply	4	No Bid	#VALUE!
11L-15 Triple Rib HD TT 8 ply	12	No Bid	#VALUE!
10.00-16 Triple Rib HD TT 8 ply	4	No Bid	#VALUE!
11.00-16 Triple Rib HD 8 ply TT	4	No Bid	#VALUE!
12.4-24 R1 Dura Torque TL 8 ply	16	No Bid	#VALUE!
13.6-24 R1 Dyna Torque II TT 8 ply	5	No Bid	#VALUE!
14.9 R24 R-1W Super Traction Radial	5	No Bid	#VALUE!
18.4-30 R1 Dura Torque TT 8 ply	24	No Bid	#VALUE!
18.4-30 R-2 Special Sure Grip TD8 10 ply TL	6	No Bid	#VALUE!
18.4-34 R1 Dura Torque TT 8 ply	8	No Bid	#VALUE!
18.4R38 R-1 Dyna Torque TL	8	No Bid	#VALUE!
23.1-26 10 ply tubeless	10	No Bid	#VALUE!
<b>TOTAL FOR SECTION 20A:</b>			<b>#VALUE!</b>
<b>Section 20B: Generic</b>	<b>Estimated Annual Quantity</b>	<b>Bid Price per Each</b>	<b>Extended Total</b>
7.50-16 Triple Rib HD TT 6 ply	2	\$ 154.00	\$ 308.00
11L-15 Triple Rib HD TT 8 ply	6	\$ 120.00	\$ 720.00
10.00-16 Triple Rib HD TT 8 ply	2	\$ 248.00	\$ 496.00
11.00-16 Triple Rib HD 8 ply TT	2	\$ 225.00	\$ 450.00
12.4-24 R1 Dura Torque TL 8 ply	8	\$ 335.00	\$ 2,680.00
13.6-24 R1 Dyna Torque II TT 8 ply	4	\$ 465.00	\$ 1,860.00
14.9 R24 R-1W Super Traction Radial	4	\$ 1,800.00	\$ 7,200.00
18.4-30 R1 Dura Torque TT 8 ply	12	\$ 806.00	\$ 9,672.00
18.4-30 R-2 Special Sure Grip TD8 10 ply TL	4	\$ 1,093.00	\$ 4,372.00
18.4-34 R1 Dura Torque TT 8 ply	4	\$ 889.00	\$ 3,556.00
18.4R38 R-1 Dyna Torque TL	4	\$ 999.00	\$ 3,996.00
23.1-26 10 ply tubeless	6	\$ 1,864.54	\$ 11,187.24
<b>TOTAL FOR SECTION 20B:</b>			<b>\$ 46,497.2400</b>

**Agricultural (cont'd)**

Vendor Name:

<b>Section 21: Generic</b>	<b>Estimated Annual Quantity</b>	<b>Bid Price per Each</b>	<b>Extended Total</b>
7.50-16 Champ Guide Grip 3 Rib F-2 8 ply	4	\$ 154.00	\$ 616.00
10.00-16 Champ Guide Grip 3 Rib F-2 8 ply	4	\$ 248.00	\$ 992.00
11.00-16 Champ Guide Grip 3 Rib F-2 8 ply	5	\$ 225.00	\$ 1,125.00
11L-15 Champ Guide Grip 3 Rib F-2 8 ply	4	\$ 120.00	\$ 480.00
12.4-24 Super All Traction 23° 8 ply	12	\$ 335.00	\$ 4,020.00
18.4-30 Super All Traction 23° TL 8 ply	12	\$ 806.00	\$ 9,672.00
340/85R24 Radial 6000 R-1W 8 ply	5	\$ 539.00	\$ 2,695.00
380/85R24 Radial 6000 R-1W 8 ply	5	\$ 735.00	\$ 3,675.00
18.4-30 Champ Spade Grip 6 ply	4	\$ 806.00	\$ 3,224.00
18.4-30 Champ Spade Grip 10 ply	4	\$ 1,093.00	\$ 4,372.00
16.9-34 Traction Field & Road 8 ply	5	\$ 734.00	\$ 3,670.00
18.4-34 Super All Traction 23° TL 8 ply	5	\$ 880.00	\$ 4,400.00
18.4R38 Radial All Traction 23° 8 ply	5	\$ 999.00	\$ 4,995.00
13.6-24 Super All Traction 23° TL 8 ply	8	\$ 480.00	\$ 3,840.00
ST205/75R15C Tow Master Trailer	80	\$ 86.00	\$ 6,880.00
<b>TOTAL FOR SECTION 21:</b>			<b>\$ 54,656.0000</b>

**Heavy Equipment/Specialty**

Vendor Name:

<b>Section 22A: Michelin Brand Only, No Subs</b>	<b>Estimated Annual Quantity</b>	<b>Bid Price per Each</b>	<b>Extended Total</b>
29.5R25 XHA2 Loader	6	No Bid	#VALUE!
14.00R24 XGLA2	10	No Bid	#VALUE!
17.5R25 XTLA Loader	10	No Bid	#VALUE!
20.5R25 XTLA Loader	10	No Bid	#VALUE!
13.00R24 XGLA2	10	No Bid	#VALUE!
7.50R15 XLC Lisse Compactor	10	No Bid	#VALUE!
23.5R25 XHA2	10	No Bid	#VALUE!
12x16.5 X TWEEL SSL 2 All Terrain 12"	10	No Bid	#VALUE!
12x16.5 X TWEEL SSL 2 Hard Surface 12"	8	No Bid	#VALUE!
620/75R26 was 23.1-26 10 ply	4	No Bid	#VALUE!
620/75R26 was 23.1-26 12 ply	4	No Bid	#VALUE!
750/65R26 was 28L-R26 10 ply	4	No Bid	#VALUE!
750/65R26 was 28L-R26 12 ply	4	No Bid	#VALUE!
<b>TOTAL FOR SECTION 22A:</b>			<b>#VALUE!</b>
<b>Section 22B: Generic</b>	<b>Estimated Annual Quantity</b>	<b>Bid Price per Each</b>	<b>Extended Total</b>
29.5R25 XHA2 Loader	2	No Bid	#VALUE!
14.00R24 XGLA2	6	No Bid	#VALUE!
17.5R25 XTLA Loader	6	No Bid	#VALUE!
20.5R25 XTLA Loader	6	No Bid	#VALUE!
13.00R24 XGLA2	6	No Bid	#VALUE!
7.50R15 XLC Lisse Compactor	6	No Bid	#VALUE!
23.5R25 XHA2	6	No Bid	#VALUE!
12x16.5 X TWEEL SSL 2 All Terrain 12"	6	No Bid	#VALUE!
12x16.5 X TWEEL SSL 2 Hard Surface 12"	4	No Bid	#VALUE!
620/75R26 was 23.1-26 10 ply	2	No Bid	#VALUE!
620/75R26 was 23.1-26 12 ply	2	No Bid	#VALUE!
750/65R26 was 28L-R26 10 ply	2	No Bid	#VALUE!
750/65R26 was 28L-R26 12 ply	2	No Bid	#VALUE!
<b>TOTAL FOR SECTION 22B:</b>			<b>#VALUE!</b>

**Heavy Equipment/Specialty (cont'd)**

Vendor Name:

<b>Section 23A: Bridgestone/Firestone Brand Only, No Subs</b>	<b>Estimated Annual Quantity</b>	<b>Bid Price per Each</b>	<b>Extended Total</b>
14.00X24 G-2	10	\$ 530.00	\$ 5,300.00
14.00R24 VUT	10	\$ 935.00	\$ 9,350.00
20.5X25 SGG E-2/L-2	5	\$ 1,126.00	\$ 5,630.00
23.5X25 SGG E-2/L-2	5	\$ 1,798.00	\$ 8,990.00
<b>TOTAL FOR SECTION 23A:</b>			<b>\$ 29,270.0000</b>
<b>Section 23B: Generic</b>	<b>Estimated Annual Quantity</b>	<b>Bid Price per Each</b>	<b>Extended Total</b>
14.00X24 G-2	5	\$ 530.00	\$ 2,650.00
14.00R24 VUT	5	\$ 935.00	\$ 4,675.00
20.5X25 SGG E-2/L-2	2	\$ 1,126.00	\$ 2,252.00
23.5X25 SGG E-2/L-2	2	\$ 1,798.00	\$ 3,596.00
<b>TOTAL FOR SECTION 23B:</b>			<b>\$ 13,173.0000</b>

<b>Section 24A: Titan Brand Only, No Subs</b>	<b>Estimated Annual Quantity</b>	<b>Bid Price per Each</b>	<b>Extended Total</b>
11L-15SL Tru Trac Triple Rib TT F-2 8 ply	12	No Bid	#VALUE!
10.00-16SL Tru Trac Triple Rib F-2 TL 8 ply	4	No Bid	#VALUE!
11.00-16SL Tru Trac Triple Rib F-2 TL 8 ply	4	No Bid	#VALUE!
18.4-34 Hi Trac Lug R-1 TL 8 ply	2	No Bid	#VALUE!
13.6-24 Hi Trac Lug R-1 TL 8 ply	8	No Bid	#VALUE!
12.4-24 Hi Trac Lug R-1 TL 8 ply	12	No Bid	#VALUE!
18.4-30 Hi Trac Lug R-1 TL 12 ply	12	No Bid	#VALUE!
13.6R24-128A8 Hi Trac Lug Radial R-1	5	No Bid	#VALUE!
14.9R24-120A8 Hi Trac Lug Radial R-1	5	No Bid	#VALUE!
13.6-24 Hi Trac Lug R-1 TL 8 ply	8	No Bid	#VALUE!
18.4-34 Hi Trac Lug R-1 TL 8 ply	2	No Bid	#VALUE!
<b>TOTAL FOR SECTION 24A:</b>			<b>#VALUE!</b>
<b>Section 24B: Generic</b>	<b>Estimated Annual Quantity</b>	<b>Bid Price per Each</b>	<b>Extended Total</b>
11L-15SL Tru Trac Triple Rib TT F-2 8 ply	6	No Bid	#VALUE!
10.00-16SL Tru Trac Triple Rib F-2 TL 8 ply	2	No Bid	#VALUE!
11.00-16SL Tru Trac Triple Rib F-2 TL 8 ply	2	No Bid	#VALUE!
18.4-34 Hi Trac Lug R-1 TL 8 ply	2	No Bid	#VALUE!
13.6-24 Hi Trac Lug R-1 TL 8 ply	4	No Bid	#VALUE!
12.4-24 Hi Trac Lug R-1 TL 8 ply	4	No Bid	#VALUE!
18.4-30 Hi Trac Lug R-1 TL 12 ply	4	No Bid	#VALUE!
13.6R24-128A8 Hi Trac Lug Radial R-1	2	No Bid	#VALUE!
14.9R24-120A8 Hi Trac Lug Radial R-1	2	No Bid	#VALUE!
13.6-24 Hi Trac Lug R-1 TL 8 ply	4	No Bid	#VALUE!
18.4-34 Hi Trac Lug R-1 TL 8 ply	2	No Bid	#VALUE!
<b>TOTAL FOR SECTION 24B:</b>			<b>#VALUE!</b>

**Trailer/Miscellaneous**

Vendor Name:

<b>Section 25A: Goodyear Brand Only, No Subs</b>	<b>Estimated Annual Quantity</b>	<b>Bid Price per Each</b>	<b>Extended Total</b>
ST 225/75R15 14 Ply	20	No Bid	#VALUE!
<b>TOTAL FOR SECTION 25A:</b>			#VALUE!
<b>Section 25B: Generic</b>	<b>Estimated Annual Quantity</b>	<b>Bid Price per Each</b>	<b>Extended Total</b>
7.50X15 Industrial 12 ply	4	\$ 240.00	\$ 960.00
6.00X9 industrial 10 ply	4	\$ 113.00	\$ 452.00
8.25X15 Industrial 12 ply	4	\$ 392.00	\$ 1,568.00
7.00X12 Industrial 10 ply	4	\$ 170.00	\$ 680.00
4.80X8 Wheel barrow 2 ply	4	\$ 17.00	\$ 68.00
410/350-4	4	\$ 19.00	\$ 76.00
8-14.5 Towmaster Super Hwy	5	\$ 95.00	\$ 475.00
12X16.5 Super traction	8	\$ 230.00	\$ 1,840.00
14/70-20 20 ply roller tire	7	\$ 2,100.00	\$ 14,700.00
15.5X25 SGGLO	5	\$ 685.00	\$ 3,425.00
17.5X25 GGG E2/L-2	5	\$ 830.00	\$ 4,150.00
14.00X24 G-2	12	\$ 670.00	\$ 8,040.00
14.00R24 Bridgestone VUT	8	\$ 1,200.00	\$ 9,600.00
20.5X25 SGG E-2/L-2	5	\$ 1,650.00	\$ 8,250.00
23.5X25 SGG E-2/L-2	5	\$ 2,200.00	\$ 11,000.00
29.5R25 E-3 22 ply	6	\$ 5,600.00	\$ 33,600.00
13 x 500-8 NHS Turf	2	\$ 225.00	\$ 450.00
23 x 1050-12 NHS Turf	2	\$ 96.00	\$ 192.00
18 x 750-8 Turf	2	\$ 91.00	\$ 182.00
7.50R16 LRG Trailer tire	8	\$ 185.00	\$ 1,480.00
ST235/85R16 LRG Trailer	8	\$ 199.00	\$ 1,592.00
11.4.00-5	2	\$ 35.00	\$ 70.00
20x8.00-10	2	\$ 70.00	\$ 140.00
ST205/75R15 LR C	8	\$ 88.00	\$ 704.00
ST225/75R15 LR D	8	\$ 115.00	\$ 920.00
ST225/90D16 LR E, 105 psi Trailer	8	\$ 185.00	\$ 1,480.00
20X10.0-10	8	\$ 70.00	\$ 560.00
18X8.50-8	8	\$ 49.00	\$ 392.00
7.00-15LT Trailer	8	\$ 159.00	\$ 1,272.00
ST175/80R13	10	\$ 69.00	\$ 690.00
LT 9.50 - 16.5 LOAD RANGE "E"	10	\$ 165.10	\$ 1,651.00
ST175/80R13	10	\$ 69.00	\$ 690.00
ST 235/80R16 Trailer	10	\$ 129.00	\$ 1,290.00
24 X 12.00-12 NHS	10	\$ 139.00	\$ 1,390.00
13 x 6.5 - 6	10	\$ 31.00	\$ 310.00
<b>TOTAL FOR SECTION 25B:</b>			<b>\$ 114,339.0000</b>

**Numatic Roller**

Vendor Name:

<b>Section 26A: Galaxy Brand Only, No Subs</b>	<b>Estimated Annual Quantity</b>	<b>Bid Price per Each</b>	<b>Extended Total</b>
14/70 -20 20 ply NHS for roller	7	\$ 2,100.00	\$ 14,700.00
14/70 -20 20 ply NHS for roller, blem	7	\$ 2,100.00	\$ 14,700.00
11L- 16 Galaxy Workstar F-3	8	\$ 208.00	\$ 1,664.00
23.1-26 R-1	5	\$ 1,699.00	\$ 8,495.00
23.1-26 R-3 Diamond	7	\$ 1,499.00	\$ 10,493.00
19.5L-24 Ez Rider R-4	4	\$ 739.00	\$ 2,956.00
<b>TOTAL FOR SECTION 26A:</b>			<b>\$ 53,008.0000</b>
<b>Section 26B: Generic</b>	<b>Estimated Annual Quantity</b>	<b>Bid Price per Each</b>	<b>Extended Total</b>
14/70 -20 20 ply NHS for roller	4	\$ 2,100.00	\$ 8,400.00
14/70 -20 20 ply NHS for roller, blem	4	\$ 2,100.00	\$ 8,400.00
11L- 16 Galaxy Workstar F-3	2	\$ 208.00	\$ 416.00
23.1-26 R-1	2	\$ 2,069.11	\$ 4,138.22
23.1-26 R-3 Diamond	4	\$ 1,499.00	\$ 5,996.00
19.5L-24 Ez Rider R-4	2	\$ 739.00	\$ 1,478.00
<b>TOTAL FOR SECTION 26B:</b>			<b>\$ 28,828.2200</b>



**COUNTY PURCHASING AGENT**

Fort Bend County, Texas

**Vendor Information**

Jaime Kovar  
Purchasing Agent

Office (281-341-8640)

Legal Company Name (top line of W9)	The Goodyear Tire & Rubber Company		
Business Name (if different from legal name)			
Federal ID # or S.S. #	34-0253240	DUNS # 004467924	
Type of Business	<input checked="" type="checkbox"/> Corporation/LLC <input type="checkbox"/> Sole Proprietor/Individual	<input type="checkbox"/> Partnership <input type="checkbox"/> Tax Exempt Organization	Age in Business? 123+ years
Publicly Traded Business	<input type="checkbox"/> No <input checked="" type="checkbox"/> Yes Ticker Symbol <u>GT</u>		
Remittance Address	corp: 200 Innovation Way		
City/State/Zip	akron, OH 44316		
Physical Address	Local service center: 6124 reading Rd		
City/State/Zip	Rosenberg, TX 77471		
Phone/Fax Number	Phone: <u>281-232-6216</u>	Fax: <u>281-232-6296</u>	
Contact Person	Jackie Murry		
E-mail	jackie_murry@goodyear.com		
Check all that apply to the company listed above and provide certification number.	DBE-Disadvantaged Business Enterprise <input type="checkbox"/>	Certification # _____	Cert Date _____
	SBE-Small Business Enterprise <input type="checkbox"/>	Certification # _____	Exp Date _____
	HUB-Texas Historically Underutilized Business <input type="checkbox"/>	Certification # _____	
	WBE-Women's Business Enterprise <input type="checkbox"/>	Certification # _____	
Company's gross annual receipts	<\$500,000 _____	\$500,000-\$4,999,999 _____	
	\$5,000,000-\$16,999,999 _____	\$17,000,000-\$22,399,999 _____	
	>\$22,400,000 <input checked="" type="checkbox"/>		
NAICs codes (Please enter all that apply)	326212, 326211, 423130, 811191		
Signature of Authorized Representative			
Printed Name	Richard Bevington		
Title	General Manager CTSC Operations		
Date	08/18/2022		

**THIS FORM MUST BE SUBMITTED WITH THE SOLICITATION RESPONSE**



August 18, 2022

Purchasing Department  
Fort Bend County  
Travis Annex, 301 Jackson, Suite 201  
Richmond, TX 77469

Subject: BID 22-099 "TIRES & TUBES"

Good Day:

Goodyear Commercial Tire & Service Centers and its location in Rosenberg, Texas are pleased to respond to your Invitation for Bid.

The products we are proposing are Goodyear brand new automobile, light truck, light commercial truck, and, medium truck tires. Please note that our sales location in Rosenberg, Texas does offer the related labor services to mount, dismount or repair such tires, including, 24-hour emergency tire road service.

Goodyear CT&SC proposes certain interpretations to the County's terms and conditions to reflect our self-insurance and to clearly define our requirements for this proposal. Please see our Attachment #1 to this letter.

Goodyear appreciates the Fort Bend County's review of our proposal for BID 22-099 "TIRES & TUBES". Please contact local service center manger Jackie Murry (281-232-6216) with your questions.

Sincerely,

A handwritten signature in blue ink, appearing to read "Richard J. Bevington".

Richard J. Bevington  
General Manager CTSC Operation  
The Goodyear Tire & Rubber Company

Attachment #1 – Request for exception, change or modification of the bid terms and conditions for BID 22-009 "TIRES & TUBES"

**1.8 Hold Harmless**

Goodyear has reviewed the Fort Bend County's insurance requirements. Goodyear self-insures for general liability coverages. The Fort Bend County's requirements do not specifically recognize self-insurance or self-insured retentions as a means of meeting the required coverage. Goodyear does have \$3,000,000 CSL each occurrence self-insured retention. Goodyear requests that Fort Bend County accept our self-insurance for general liability where those coverages are stated.

**2.26 Prohibition Against Personal Interest in Contracts**

Goodyear must advise the Fort Bend County with regards to the requirement of this part that it is a publicly held company, and that Goodyear does not track the employment status of its shareholders. In addition, Goodyear does not track whether our associates are themselves public officials or are related to public officials. The statements and responses made with this bid to Fort Bend County are made to the best knowledge and information available to the Goodyear associate compiling the accompanying bid documents and are made only with regard to the Goodyear Commercial Tire & Service Center in Rosenberg, Texas that will be providing goods and services under such bid.

Fort Bend County, Texas  
Invitation for Bid



Term Contract for Purchase of Tires and Tubes  
BID 22-099

**SUBMIT BIDS TO:**

Fort Bend County  
Purchasing Department  
Travis Annex  
301 Jackson, Suite 201  
Richmond, TX 77469

Note: All correspondence must include the term  
"Purchasing Department" in address to assist in  
proper delivery.

**SUBMIT NO LATER THAN:**

Tuesday, August 23, 2022  
2:00 PM (Central)

**LABEL ENVELOPE:**

BID 22-099  
TIRES & TUBES

***ALL BIDS MUST BE RECEIVED IN AND TIME/DATE STAMPED BY THE PURCHASING OFFICE  
OF FORT BEND COUNTY BEFORE THE SPECIFIED TIME/DATE STATED ABOVE.  
BIDS RECEIVED AS REQUIRED WILL THEN BE OPENED AND PUBLICLY READ.  
BIDS RECEIVED AFTER THE SPECIFIED TIME, WILL BE RETURNED UNOPENED.***

Results will not be given by phone.  
Results will be provided to bidder in writing  
after the Commissioners Court awards.

Requests for information must be in  
writing and directed to:  
Brooke Lindemann  
Senior Buyer  
[Brooke.Lindemann@fortbendcountytexas.gov](mailto:Brooke.Lindemann@fortbendcountytexas.gov)

**Vendor Responsibilities:**

- Download and complete any addendums. (Addendums will be posted on the Fort Bend County website no  
Later than 48 hours prior to bid opening)
- Submit response in accordance with requirements stated on the cover of this document.
- DO NOT submit responses via email or fax.

**1.0 GENERAL REQUIREMENTS:**

- 1.1 Read this entire document carefully. Follow all instructions. You are responsible for fulfilling all requirements and specifications. Be sure you understand them.
- 1.2 General Requirements apply to all advertised bids, however, these may be superseded, whole or in part, by the scope, special requirements, specifications, special specifications or other data contained herein.
- 1.3 Governing Law: Bidder is advised that these requirements shall be fully governed by the laws of the State of Texas and that Fort Bend County may request and rely on advice, decisions and opinions of the Attorney General of Texas and the County Attorney concerning any portion of these requirements.
- 1.4 Bid Document Completion: Fill out, initial each page, sign, and return ONE (1) complete bid document to the Fort Bend County Purchasing Department. An authorized representative of the bidder must sign the Contract Sheet. Do not complete the date at the top of the contract sheet. The bid document must be in a sealed envelope marked with the appropriate bid number and title. The contract will be binding only when signed by the County Judge, Fort Bend County and a purchase order authorizing the item(s) desired has been issued. The use of correction fluid is not acceptable and may result in the disqualification of bid. If an error is made, the bidder must draw a line through error and initial each change. All response, typed or written, information must be clear and legible.

If a pricing form in Excel is included and posted on the County's website amongst this bid document, the Vendor must download, complete and save the Excel (not a PDF of the Excel file) file of the pricing form on a flash drive. The Excel file on the flash drive must be downloadable by the Purchasing Department in order to copy and paste the vendor's pricing to the County's tabulation. The flash drive must be labeled and included in the same sealed envelope with the respondent's completed bid document along with a printed copy of the pricing form completed by the vendor.

- 1.5 Bid Returns: Bidders must return completed bid document to the Fort Bend County Purchasing Department at 301 Jackson, Suite 201, Richmond, Texas no later than 2:00 P.M. on the date specified. Late bids will not be accepted. Bids must be submitted in a sealed envelope, addressed as follows: Fort Bend County Purchasing Agent, Travis Annex, 301 Jackson, Suite 201, Richmond, Texas 77469.
- 1.6 Governing Document: In the event of any conflict between the terms and provisions of these requirements and the specifications, the specifications shall govern. In the event of any conflict of interpretation of any part of this overall document, Fort Bend County's interpretation shall govern.
- 1.7 Addenda: No interpretation of the meaning of the drawings, specifications or other

Initials of Bidder:     *AR*

bid documents will be made to any bidder orally. All requests for such interpretations must be made in writing addressed to Brooke Lindemann, Senior Buyer, 301 Jackson, Suite 201, Richmond, Texas 77469, e-mail: [Brooke.Lindemann@fortbendcountytexas.gov](mailto:Brooke.Lindemann@fortbendcountytexas.gov). Any and all interpretations and any supplemental instructions will be in the form of written addenda to the contract documents which will be posted on Fort Bend County's website. Addenda will **ONLY** be issued by the Fort Bend County Purchasing Agent. It is the sole responsibility of each bidder to insure receipt of any and all addenda. All addenda issued will become part of the contract documents. Bidders must sign and include addendum in the returned bid package. Deadline for submission of questions and/or clarification is **Tuesday, August 16, 2022 at 9:00 AM (CST)**. Requests received after the deadline will not be responded to due to the time constraints of this bid process.

- 1.8 Hold Harmless Agreement: Contractor shall indemnify and hold Fort Bend County harmless from all claims for personal injury, death and/or property damage arising from any cause whatsoever, resulting directly or indirectly from contractor's performance. Contractor shall procure and maintain, with respect to the subject matter of this bid, appropriate insurance coverage including, as a minimum, public liability and property damage with adequate limits to cover contractor's liability as may arise directly or indirectly from work performed under terms of this bid. Certification of such coverage must be provided to the County upon request.
- 1.9 Waiver of Subrogation: Bidder and bidder's insurance carrier waive any and all rights whatsoever with regard to subrogation against Fort Bend County as an indirect party to any suit arising out of personal or property damages resulting from bidder's performance under this agreement.
- 1.10 Severability: If any section, subsection, paragraph, sentence, clause, phrase or word of these requirements or the specifications shall be held invalid, such holding shall not affect the remaining portions of these requirements and the specifications and it is hereby declared that such remaining portions would have been included in these requirements and the specifications as though the invalid portion had been omitted.
- 1.11 Bonds: If this bid requires submission of bid guarantee and performance bond, there will be a separate page explaining those requirements. Bids submitted without the required bid bond or cashier's checks are not acceptable. Bond/s or cashier's check must be complete with all required signatures.
- 1.12 Taxes: Fort Bend County is exempt from all federal excise, state and local taxes unless otherwise stated in this document. Fort Bend County claims exemption from all sales and/or use taxes under Chapter 20, Title 122a, Vernon's Texas Civil Statutes, as amended. Texas Limited Sales Tax Exemption Certificates will be furnished upon written request to the Fort Bend County Purchasing Department.

Initials of Bidder:  \_\_\_\_\_

- 1.13 Fiscal Funding: A multi-year lease or lease/purchase arrangement (if requested by the specifications), or any contract continuing as a result of an extension option, must include fiscal funding out. If, for any reason, funds are not appropriated to continue the lease or contract, said lease or contract shall become null and void. After expiration of the lease, leased equipment shall be removed by the bidder from the using department without penalty of any kind or form to Fort Bend County. All charges and physical activity related to delivery, installation, removal and redelivery shall be the responsibility of the bidder.
- 1.14 Pricing: Prices for all goods and/or services shall be firm for the duration of this contract and shall be stated in the bid spreadsheet. Prices shall be all inclusive. No price changes, additions, or subsequent qualifications will be honored during the course of the contract. All prices must be written in ink or typewritten. Pricing on all transportation, freight, and other charges are to be prepaid by the contractor and included in the bid prices. If there are any additional charges of any kind, other than those mentioned above, specified or unspecified, bidder MUST indicate the items required and attendant costs or forfeit the right to payment for such items.
- 1.15 Silence of Specifications: The apparent silence of specifications as to any detail, or the apparent omission from it of a detailed description concerning any point, shall be regarded as meaning that only the best commercial practice is to prevail and that only material and workmanship of the finest quality are to be used. All interpretations of specifications shall be made on the basis of this statement. The items furnished under this contract shall be new, unused of the latest product in production to commercial trade and shall be of the highest quality as to materials used and workmanship. Manufacturer furnishing these items shall be experienced in design and construction of such items and shall be an established supplier of the item bid.
- 1.16 Supplemental Materials: Bidders are responsible for including all pertinent product data in the returned bid package. Literature, brochures, data sheets, specification information, completed forms requested as part of the bid package and any other facts which may affect the evaluation and subsequent contract award should be included. Materials such as legal documents and contractual agreements, which the bidder wishes to include as a condition of the bid, must also be in the returned bid package. Failure to include all necessary and proper supplemental materials may be cause to reject the entire bid.
- 1.17 Material Safety Data Sheets: Under the "Hazardous Communication Act", commonly known as the "Texas Right To Know Act", a bidder must provide to County and using departments, with each delivery, material safety data sheets, which are, applicable to hazardous substances defined in the Act. Bidders are obligated to maintain a current, updated file in the Fort Bend County Purchasing Department. Failure of the bidder to maintain such a file will be cause to reject any bid applying thereto.

Initials of Bidder:     RAB



person engaged in such line of business. Any or all bids may be rejected if the County believes that collusion exists among the bidders. Bids in which the prices are obviously unbalanced may be rejected. If multiple bids are submitted by a bidder and after the bids are opened, one of the bids is withdrawn, the result will be that all of the bids submitted by that bidder will be withdrawn; however, nothing herein prohibits a vendor from submitting multiple bids for different products or services.

- 1.24 Awards: Fort Bend County reserves the right to award this contract on the basis of lowest and best bid in accordance with the laws of the State of Texas, to waive any formality or irregularity, to make awards to more than one bidder, to reject any or all bids. In the event the lowest dollar bidder meeting specifications is not awarded a contract, the bidder may appear before the Commissioners Court and present evidence concerning his responsibility. An award is final only upon formal execution by the Fort Bend County Commissioners Court or the Fort Bend County Purchasing Agent. Fort Bend County reserves the right to withdraw any award until execution by the proper authority.
- 1.25 Assignment: The successful vendor may not assign, sell or otherwise transfer this contract without written permission of Fort Bend County Commissioners Court.
- 1.26 Term Contracts: If the contract is intended to cover a specific time period, said time will be given in the specifications under scope.
- 1.27 Maintenance: Maintenance required for equipment bid should be available in Fort Bend County by a manufacturer authorized maintenance facility. Costs for this service shall be shown on the bid sheet as requested or on a separate sheet, as required. If Fort Bend County opts to include maintenance, it shall be so stated in the purchase order and said cost will be included. Service will commence only upon expiration of applicable warranties and should be priced accordingly.
- 1.28 Contract Obligation: Fort Bend County Commissioners Court must award the contract and the County Judge or other person authorized by the Fort Bend County Commissioners Court must sign the contract before it becomes binding on Fort Bend County or the bidders. Department heads are not authorized to sign agreements for Fort Bend County. Binding agreements shall remain in effect until all products and/or services covered by this purchase have been satisfactorily delivered and accepted.
- 1.29 Title Transfer: Title and Risk of Loss of goods shall not pass to Fort Bend County until Fort Bend County actually receives and takes possession of the goods at the point or points of delivery. Receiving times may vary with the using department. Generally, deliveries may be made between 8:30 a.m. and 4:00 p.m., Monday through Friday. Bidders are advised to consult the using department for instructions. The place of delivery shall be shown under the "Special Requirement" section of this bid document and/or on the Purchase Order as a "Ship To:" address.

Initials of Bidder:

- 1.30 Purchase Order and Delivery: The successful bidder shall not deliver products or provide services without a Fort Bend County Purchase Order, signed by an authorized agent of the Fort Bend County Purchasing Department. The fastest, most reasonable delivery time shall be indicated by the bidder in the proper place on the bid sheet. Any special information concerning delivery should also be included, on a separate sheet, if necessary. All items shall be shipped F.O.B. inside delivery unless otherwise stated in the specifications. This shall be understood to include bringing merchandise to the appropriate room or place designated by the using department. Every tender or delivery of goods must fully comply with all provisions of these requirements and the specifications including time, delivery and quality. Nonconformance shall constitute a breach, which must be rectified prior to expiration of the time for performance. Failure to rectify within the performance period will be considered cause to reject future deliveries and cancellation of the contract by Fort Bend County without prejudice to other remedies provided by law. Where delivery times are critical, Fort Bend County reserves the right to award accordingly.
- 1.31 Contract Extension: Extensions may be made only by written agreement between Fort Bend County and the bidder. Any price escalations are limited to those stated by the bidder in the original bid.
- 1.32 Termination: Fort Bend County reserves the right to terminate the contract for default if Seller breaches any of the terms therein, including warranties of bidder or if the bidder becomes insolvent or commits acts of bankruptcy. Such right of termination is in addition to and not in lieu of any other remedies, which Fort Bend County may have in law or equity. Default may be construed as, but not limited to, failure to deliver the proper goods and/or services within the proper amount of time, and/or to properly perform any and all services required to Fort Bend County's satisfaction and/or to meet all other obligations and requirements. Contracts may be terminated without cause upon thirty (30) days written notice to either party unless otherwise specified.
- 1.33 Recycled Materials: Fort Bend County encourages the use of products made of recycled materials and shall give preference in purchasing to products made of recycled materials if the products meet applicable specifications as to quantity and quality. Fort Bend County will be the sole judge in determining product preference application.
- 1.34 Interlocal Participation: Additional governmental entities may purchase from this bid. Vendor agrees to accept purchase orders from those participating entities and to invoice each entity separately.
- 1.35 Escalation Clause: Successful bidder may apply for a price increase to the Fort Bend County Purchasing Agent. The County Purchasing Agent will review, and, if increase is deemed warranted, place the request on Fort Bend County's Commissioners Court agenda for their action of approval or disapproval. Approval

Initials of Bidder: 

by the County's Commissioner's Court is required. Any proposed price increase will only be the amount increased to the vendor from his/her supplier. The price increase request must be stated on the vendor's letterhead with the bid number and name in the subject including, in columns, for each item: item description, original bid price, percent of increase, and the total cost of the original bid price including the increased dollar amount. Written documentation from the vendor's supplier of the increase notice must be provided to the Purchasing Agent at time of increase request. No application for a price increase may be submitted within the first twelve (12) month term of this contract. Increase requests of more than 25% of the original bid price will not be considered.

- 1.36 Modifications: This instrument contains the entire Contract between the parties relating to the rights herein granted and obligations herein assumed. Any oral or written representations or modifications concerning this instrument shall be of no force and effect excepting a subsequent written modification signed by both parties hereto.

## 2.0 TERMS & CONDITIONS:

- 2.1 Seller to Package Goods: Seller will package goods in accordance with good commercial practice. Each delivery container shall be clearly and permanently marked as follows (a) Seller's name and address; (b) Consignee's name, address and purchase order number and the bid number if applicable; (c) Container number and total number of containers (e.g. box 1 of 4 boxes); and (d) the number of the container bearing the packing slip. Seller shall bear cost of packaging unless otherwise provided. Goods shall be suitably packed to secure lowest transportation costs and to conform to requirements of common carriers and any applicable specifications. Fort Bend County's count or weight shall be final and conclusive on shipments not accompanied by packing list.
- 2.2 Shipment Under Reservation Prohibited: Seller is not authorized to ship goods under reservation and no tender of a bill of lading will operate as a tender of goods.
- 2.3 Title and Risk of Loss: The title and risk of loss of the goods shall not pass to the County until a County employee actually receives and takes possession of the goods at the point or points of delivery.
- 2.4 Delivery Terms: F.O.B. Destination Freight Prepaid, Inside Delivery, unless delivery terms are specified otherwise on Purchase Order.
- 2.5 No Replacement of Defective Tender: Every tender or delivery of goods must fully comply with all provisions of the Purchase Order as to time of delivery, quality and the like. If a tender is made which does not fully conform, this shall constitute a breach and Seller shall not have the right to substitute a conforming tender.

Initials of Bidder: 

- 2.6 Place of Delivery: The place of delivery shall be that set forth in the block of the purchase order entitled "Ship To". Any change thereto shall be effective by modification as provided for in Clause number 2.20 "Modifications", hereof. The terms of this agreement are "no arrival, no sale", at the discretion of Fort Bend County.
- 2.7 Invoices and Payments:
- 2.7.1 Seller shall submit separate invoices, in duplicate. Invoices shall indicate the purchase order number and the bid number if applicable. Invoices shall be itemized and transportation charges, if any, shall be listed separately. A copy of the bill of lading, and the freight waybill when applicable should be attached to the invoice.
- 2.7.2 Fort Bend County's obligation is payable only and solely from funds available for the purpose of this purchase. Lack of funds shall render the order null and void to the extent funds are not available and any delivered but unpaid goods will be returned to Seller by the county.
- 2.7.3 Do not include Federal Excise, State, or City Sales Tax. Fort Bend County is a tax-exempt governmental entity.
- 2.8 Gratuities: Fort Bend County may, by written notice to the Seller, cancel any order without liability, if it is determined by the County that gratuities, in the form of entertainment, gifts, or otherwise were offered or given by the Seller, or any agent or representative of the Seller to any officer or employee of Fort Bend County with a view toward securing an order. In the event an order is canceled by the County pursuant to this provision, the County shall be entitled, in addition to any other rights and remedies, to recover or withhold the amount of the cost incurred by Seller in providing such gratuities.
- 2.9 Special Tools and Test Equipment: If the price stated on the face of an order includes the cost of any special tooling or special test equipment fabricated or required by Seller for the purpose of filing this order, such special tooling equipment and any process sheets related thereto shall become the property of the County and to the extent feasible shall be identified by the Seller as such.
- 2.10 Warranty/Price:
- 2.10.1 The price to be paid by the County shall be that contained in Seller's bid which Seller warrants to be no higher than Seller's current prices on orders by others for products of the kind and specification covered by an order for similar quantities under similar or like conditions and methods of purchase. In the event Seller breaches this warranty the prices of the items shall be reduced to the Seller's current prices on orders by others. Fort Bend County

Initials of Bidder:                      

may cancel this contract without liability.

- 2.10.2 The Seller warrants that no person or selling agency has been employed or retained to solicit or secure any County order based upon any agreement or understanding for commission, percentage, brokerage, or contingent fee excepting bona fide employees of bona fide established commercial or selling agencies maintained by the Seller for the purpose of securing business. A breach or violation of this warranty gives the County the right, in addition to any other right or rights, to cancel this contract without liability.
- 2.11 Warranty Product: Seller shall not limit or exclude any implied warranties and any attempt to do so shall render an order voidable at the option of the County. Seller warrants that the goods furnished will conform to the specifications, drawings, and description listed in the bid invitation and purchase order as applicable, and to the sample(s) furnished by Seller if any. In the event of a conflict between the specifications, drawings, and descriptions, the specifications shall govern.
- 2.12 Safety Warranty: Seller warrants that the product sold to Fort Bend County shall conform to the standards promulgated by the U.S. Department of Labor under the Occupational Safety and Health Act of 1970. In the event the product does not conform to OSHA standards, the County may return the product for correction or replacement at the Seller's expense. In the event Seller fails to make the appropriate correction within 10 days, correction made by the County will be at Seller's expense.
- 2.13 No Warranty by Fort Bend County Against Infringements: As part of a contract for sale Seller agrees to ascertain whether goods manufactured in accordance with the specifications will give rise to the rightful claim of any third person by way of infringement. Fort Bend County makes no warranty that the production of goods according to the specification will not give rise to such a claim and in no event shall Fort Bend County be liable to Seller for indemnification in the event the Seller is sued on the grounds of infringement or the like. If Seller is of the opinion that an infringement will result, he will notify Fort Bend County to this effect in writing within two days after the receiving Purchase Order. If the County does not receive notice and is subsequently held liable for the infringement, Seller will defend and save the County harmless. If Seller in good faith ascertains that production of the goods in accordance with the specifications will result in infringement, this contract shall be null and void except that the County will pay Seller the reasonable cost of his search as to infringements.
- 2.14 Right of Inspection: The County shall have the right to inspect the goods at delivery before accepting them.
- 2.15 Cancellation: Fort Bend County shall have the right to cancel for default all or any part of the undelivered portion of an order if Seller breaches any of the terms hereof including warranties of Seller, or if the Seller becomes insolvent or files for

protection under the bankruptcy laws. Such rights of cancellation are in addition to and not in lieu of any other remedies, which Fort Bend County may have in law or equity.

- 2.16 Termination: The performance of work under a Purchase Order may be terminated in whole or in part by the County in accordance with this provision. Termination of work there under shall be effected by the delivery to the Seller of a "Notice of Termination" specifying the extent to which performance of work under the order is terminated and the date upon which such termination becomes effective. Such right of termination is in addition to and not in lieu of rights of Fort Bend County set forth in Clause 15 herein.
- 2.17 Force Majeure: Force Majeure means a delay encountered by a party in the performance of its obligations under this Agreement, which is caused by an event beyond the reasonable control of that party. Without limiting the generality of the foregoing, "Force Majeure" shall include but not be restricted to the following types of events: acts of God or public enemy; acts of governmental or regulatory authorities; fires, floods, epidemics or serious accidents; unusually severe weather conditions; strikes, lockouts, or other labor disputes; and defaults by subcontractors.
- In the event of a Force Majeure, the affected party shall not be deemed to have violated its obligations under this Agreement, and the time for performance of any obligations of that party shall be extended by a period of time necessary to overcome the effects of the Force Majeure, provided that the foregoing shall not prevent this Agreement from terminating in accordance with the termination provisions. If any event constituting a Force Majeure occurs, the affected party shall notify the other parties in writing, within twenty-four (24) hours, and disclose the estimated length of delay, and cause of the delay.
- 2.18 Assignment-Delegation: No right or interest in an order shall be assigned or delegation of any obligation made by Seller without the written permission of Fort Bend County. Any attempted assignment or delegation by Seller shall be wholly void and totally ineffective for all purposes unless made in conformity with this paragraph.
- 2.19 Waiver: No claim or right arising out of a breach of any contract can be discharged in whole or in part by a waiver or renunciation of the claim or right unless the waived or renunciation is supported by consideration and is in writing signed by the aggrieved party.
- 2.20 Modification: A Purchase Order can be modified or rescinded only by a writing signed by both of the parties or their duly authorized agents.
- 2.21 Parol Evidence: This writing is intended by the parties as a final expression of their agreement and is intended also as a complete and exclusive statement of the terms of this agreement. No course of prior dealings between the parties and no usage of the

Initials of Bidder: RB



by both parties. Either party for any reason may terminate this contract by giving thirty (30) days written notice of the intent to terminate.

**5.0 TEXAS ETHICS COMMISSION FORM 1295:**

- 5.1 Effective January 1, 2016 all contracts executed by Commissioners Court, regardless of the dollar amount, will require completion of Form 1295 "Certificate of Interested Parties", per the new Government Code Statute §2252.908. All vendors submitting a response to a formal Bid, RFP, SOQ or any contracts, contract amendments, renewals or change orders are required to complete the Form 1295 online through the State of Texas Ethics Commission website. Please visit: [https://www.ethics.state.tx.us/whatsnew/elf\\_info\\_form1295.htm](https://www.ethics.state.tx.us/whatsnew/elf_info_form1295.htm).
- 5.2 On-line instructions:
  - 5.2.1 Name of governmental entity is to read: Fort Bend County.
  - 5.2.2 Identification number used by the governmental entity is: B22-099.
  - 5.2.3 Description is the title of the solicitation: Tires and Tubes.
- 5.3 Apparent low bidder(s) will be required to provide the Form 1295 within three (3) calendar days from notification; however, if your company is publicly traded you are not required to complete this form.

**6.0 STATE LAW REQUIREMENTS FOR CONTRACTS:**

The contents of this section are required by Texas Law and are included by County regardless of content.

- 6.1 Agreement to Not Boycott Israel Chapter 2271 Texas Government Code: Contractor verifies that if Contractor employs ten (10) or more full-time employees and this Agreement has a value of \$100,000 or more, Contractor does not boycott Israel and will not boycott Israel during the term of this Contract.
- 6.2 Texas Government Code Section 2251.152 Acknowledgment: By signature on vendor form, Contractor represents pursuant to Section 2252.152 of the Texas Government Code, that Contractor is not listed on the website of the Comptroller of the State of Texas concerning the listing of companies that are identified under Section 806.051, Section 807.051 or Section 2253.153.

**7.0 HUMAN TRAFFICKING:**

By acceptance of this contract, Contractor acknowledges that Fort Bend County is opposed to human trafficking and that no County funds will be used in support of services or activities that violate human trafficking laws.

Initials of Bidder:

**8.0 ASSIGNMENT:**

Contractor shall not sell, assign, transfer or convey these services, in whole or in part, without the prior written consent of Fort Bend County and as a condition of such consent, contractor shall remain liable for completion of the services in the event of default by the successor contractor or assignee.

**9.0 EVALUATION:**

To determine the lowest and best bid, bidders may be required to provide samples of product bid. A performance evaluation may be conducted by County personnel to determine acceptability of product. Fort Bend County will act as sole judge in determining acceptability of products offered.

**10.0 AWARD:**

This contract will be awarded to the low bidder per section meeting specifications.

**11.0 SPECIFICATIONS AND PRICING:**

Specifications are located in the Excel pricing form downloadable from Fort Bend County's website. Provide bid prices in the electronic Excel file and return as stated in Section 1.4 and 1.5. See Name Brand Clause 1.18.

**12.0 DELIVERY:**

- 12.1 Vendor must complete delivery within two (2) working days after receipt of purchase order unless otherwise stated. Vendor must notify Purchasing within four (4) hours of receipt of purchase order if tires are not available.
- 12.2 In those extremely rare cases where a Department needs a particular tire(s) immediately, Fort Bend County reserves the right to purchase that tire(s) on the open market without endangering this contract.
- 12.3 The successful bidder shall not deliver products or provide services as part of this contract without a Purchase Order issued by the Fort Bend County Purchasing Agent.
- 12.4 Fort Bend County reserves the right to add or delete delivery locations as needed.
- 12.5 All deliveries must be made and completed between 8:00 AM and 3:00 PM, CST, Monday through Friday.
- 12.6 No deliveries on County holidays.

Initials of Bidder:           

12.7 Deliveries will be made to the following departments:

Road and Bridge  
201 Payne Lane  
Crabb Texas 77469

Road and Bridge  
12919 ½ Dairy Ashford  
Sugar Land Texas 77478

Road and Bridge  
3743 School Street  
Needville Texas 77461

Road and Bridge  
19310 Beechnut  
Richmond Texas 77469

Drainage District  
1022 Blume Road  
Rosenberg Texas 77471

Vehicle Maintenance  
230 Old Legion Drive  
Richmond Texas 77469

**13.0 VENDOR STATUS:**

The awarded vendor is required to hold an **active** status on the SAM.gov website <https://sam.gov/content/home> along with the Texas Comptroller Taxable Entity website <https://mycpa.cpa.state.tx.us/coa/>.

**14.0 REQUIRED FORMS:**

All vendors submitting are required to complete and provide with submission along with any other documentation as stated herein:

14.1 Vendor Form

14.2 W9 Form

14.3 Tax Form/Debt/Residence Certification

14.4 Contractor Acknowledgement of Stormwater Management Program

**Contract Sheet  
Bid 22-099**

**THE STATE OF TEXAS  
COUNTY OF FORT BEND**

This memorandum of agreement made and entered into on the 6 day of September, 2022,  
by and between Fort Bend County in the State of Texas (hereinafter designated County), acting herein by  
County Judge KP George, by virtue of an order of Fort Bend County Commissioners Court, and  
The Goodyear Tire & Rubber Company (hereinafter designated Contractor).  
**(company name)**


**WITNESSETH:**


The Contractor and the County agree that the bid and specifications for **Purchase of Tires and Tubes** which  
are hereto attached and made a part hereof, together with this instrument and the bond (when required) shall  
constitute the full agreement and contract between parties and for furnishing the items set out and described;  
the County agrees to pay the prices stipulated in the accepted bid.

It is further agreed that this contract shall not become binding or effective until signed by the parties hereto  
and a purchase order authorizing the items desired has been issued.

Executed at Richmond, Texas this 6th day of September 2022.

Fort Bend County, Texas

By:   
County Judge, KP George

By:   
Signature of Contractor

By: Richard Bevington; General Manager CTSC Operations  
Printed Name and Title

## Request for Taxpayer Identification Number and Certification

**Give Form to the  
requester. Do not  
send to the IRS.**

▶ Go to [www.irs.gov/FormW9](http://www.irs.gov/FormW9) for instructions and the latest information.

Print or type. See Specific Instructions on page 3.	1 Name (as shown on your Income tax return). Name is required on this line; do not leave this line blank. <b>The Goodyear Tire &amp; Rubber Company</b>		
	2 Business name/disregarded entity name, if different from above <b>dba Goodyear Commercial Tire &amp; Service Centers</b>		
	3 Check appropriate box for federal tax classification of the person whose name is entered on line 1. Check only <b>one</b> of the following seven boxes.  <input type="checkbox"/> Individual/sole proprietor or single-member LLC <input checked="" type="checkbox"/> C Corporation <input type="checkbox"/> S Corporation <input type="checkbox"/> Partnership <input type="checkbox"/> Trust/estate  <input type="checkbox"/> Limited liability company. Enter the tax classification (C=C corporation, S=S corporation, P=Partnership) ▶ _____ <b>Note:</b> Check the appropriate box in the line above for the tax classification of the single-member owner. Do not check LLC if the LLC is classified as a single-member LLC that is disregarded from the owner unless the owner of the LLC is another LLC that is <b>not</b> disregarded from the owner for U.S. federal tax purposes. Otherwise, a single-member LLC that is disregarded from the owner should check the appropriate box for the tax classification of its owner.  <input type="checkbox"/> Other (see instructions) ▶ _____	4 Exemptions (codes apply only to certain entities, not Individuals; see instructions on page 3):  Exempt payee code (if any) _____  Exemption from FATCA reporting code (if any) <b>D</b>  <small>(Applies to accounts maintained outside the U.S.)</small>	
	5 Address (number, street, and apt. or suite no.) See Instructions. <b>200 Innovation Way</b>	Requester's name and address (optional)	
	6 City, state, and ZIP code <b>Akron, OH 44316-0001</b>		
	7 List account number(s) here (optional)		

### Part I Taxpayer Identification Number (TIN)

Enter your TIN in the appropriate box. The TIN provided must match the name given on line 1 to avoid backup withholding. For individuals, this is generally your social security number (SSN). However, for a resident alien, sole proprietor, or disregarded entity, see the instructions for Part I, later. For other entities, it is your employer identification number (EIN). If you do not have a number, see *How to get a TIN*, later.

**Note:** If the account is in more than one name, see the instructions for line 1. Also see *What Name and Number To Give the Requester* for guidelines on whose number to enter.

Social security number									
or									
Employer identification number									
3	4	-	0	2	5	3	2	4	0

### Part II Certification

Under penalties of perjury, I certify that:

- The number shown on this form is my correct taxpayer identification number (or I am waiting for a number to be issued to me); and
- I am not subject to backup withholding because: (a) I am exempt from backup withholding, or (b) I have not been notified by the Internal Revenue Service (IRS) that I am subject to backup withholding as a result of a failure to report all interest or dividends, or (c) the IRS has notified me that I am no longer subject to backup withholding; and
- I am a U.S. citizen or other U.S. person (defined below); and
- The FATCA code(s) entered on this form (if any) indicating that I am exempt from FATCA reporting is correct.

**Certification instructions.** You must cross out item 2 above if you have been notified by the IRS that you are currently subject to backup withholding because you have failed to report all interest and dividends on your tax return. For real estate transactions, item 2 does not apply. For mortgage interest paid, acquisition or abandonment of secured property, cancellation of debt, contributions to an individual retirement arrangement (IRA), and generally, payments other than interest and dividends, you are not required to sign the certification, but you must provide your correct TIN. See the instructions for Part II, later.

Sign Here	Signature of U.S. person ▶ <i>VW Magnava</i>	Date ▶ 1/1/2022
-----------	--	-----------------

### General Instructions

Section references are to the Internal Revenue Code unless otherwise noted.

**Future developments.** For the latest information about developments related to Form W-9 and its instructions, such as legislation enacted after they were published, go to [www.irs.gov/FormW9](http://www.irs.gov/FormW9).

### Purpose of Form

An individual or entity (Form W-9 requester) who is required to file an information return with the IRS must obtain your correct taxpayer identification number (TIN) which may be your social security number (SSN), individual taxpayer identification number (ITIN), adoption taxpayer identification number (ATIN), or employer identification number (EIN), to report on an information return the amount paid to you, or other amount reportable on an information return. Examples of information returns include, but are not limited to, the following.

- Form 1099-INT (interest earned or paid)

- Form 1099-DIV (dividends, including those from stocks or mutual funds)
- Form 1099-MISC (various types of income, prizes, awards, or gross proceeds)
- Form 1099-B (stock or mutual fund sales and certain other transactions by brokers)
- Form 1099-S (proceeds from real estate transactions)
- Form 1099-K (merchant card and third party network transactions)
- Form 1098 (home mortgage interest), 1098-E (student loan interest), 1098-T (tuition)
- Form 1099-C (canceled debt)
- Form 1099-A (acquisition or abandonment of secured property)  
Use Form W-9 only if you are a U.S. person (including a resident alien), to provide your correct TIN.  
*If you do not return Form W-9 to the requester with a TIN, you might be subject to backup withholding. See What is backup withholding, later.*

Job No.: 22-099

**TAX FORM/DEBT/ RESIDENCE CERTIFICATION**  
**(for Advertised Projects)**

Taxpayer Identification Number (T.I.N.): 34-0253240

Company Name submitting Bid/Proposal: The Goodyear Tire & Rubber Company

Mailing Address: 200 Innovation Way, Akron, OH 44316

Are you registered to do business in the State of Texas?  Yes  No

If you are an individual, list the names and addresses of any partnership of which you are a general partner or any assumed name(s) under which you operate your business

\_\_\_\_\_

I. **Property:** List all taxable property in Fort Bend County owned by you or above partnerships as well as any d/b/a names. Include real and personal property as well as mineral interest accounts. (Use a second sheet of paper if necessary.)

<u>Fort Bend County Tax Acct. No.*</u>	<u>Property address or location**</u>
_____	1653 Cartwright Rd, Missouri City, TX 77469
_____	6124 Reading Road, Rosenberg, TX 77471
_____	_____
_____	_____

\* This is the property account identification number assigned by the Fort Bend County Appraisal District.  
 \*\* For real property, specify the property address or legal description. For business personal property, specify the address where the property is located. For example, office equipment will normally be at your office, but inventory may be stored at a warehouse or other location.

II. **Fort Bend County Debt** - Do you owe any debts to Fort Bend County (taxes on properties listed in I above, tickets, fines, tolls, court judgments, etc.)?

Yes  No  If yes, attach a separate page explaining the debt.

III. **Residence Certification** - Pursuant to Texas Government Code §2252.001 *et seq.*, as amended, Fort Bend County requests Residence Certification. §2252.001 *et seq.* of the Government Code provides some restrictions on the awarding of governmental contracts; pertinent provisions of §2252.001 are stated below:

- (3) "Nonresident bidder" refers to a person who is not a resident.
- (4) "Resident bidder" refers to a person whose principal place of business is in this state, including a contractor whose ultimate parent company or majority owner has its principal place of business in this state.

I certify that \_\_\_\_\_ is a Resident Bidder of Texas as defined in Government Code §2252.001.  
[Company Name]

I certify that The Goodyear Tire & Rubber Company is a Nonresident Bidder as defined in Government Code §2252.001 and our principal place of business is Akron, OH.  
[Company Name] [City and State]

**Mandatory Form**



**Contractor Acknowledgement of Storm Water Management Program**

I hereby acknowledge that I am aware of the stormwater management program and standard operating procedures developed by Fort Bend County in compliance with the TPDES General Permit No. TXR040000. I agree to comply with all applicable best management practices and standard operating procedures while conducting my services for Fort Bend County. I agree to conduct all services in a manner that does not introduce illicit discharges of pollutants to streets, stormwater inlets, drainage ditches or any portion of the drainage system. The following materials and/or pollutant sources must not be discharged to the drainage system as a result of any services provided:

1. Grass clippings, leaves, mulch, rocks, sand, dirt or other waste materials resulting from landscaping activities, (except those materials resulting from ditch mowing or maintenance activities)
2. Herbicides, pesticides and/or fertilizers, (except those intended for aquatic use)
3. Detergents, fuels, solvents, oils and/or lubricants, other equipment and/or vehicle fluids,
4. Other hazardous materials including paints, thinners, chemicals or related waste materials,
5. Uncontrolled dewatering discharges, equipment and/or vehicle wash waters,
6. Sanitary waste, trash, debris, or other waste products
7. Wastewater from wet saw machinery,
8. Other pollutants that degrade water quality or pose a threat to human health or the environment.

Furthermore, I agree to notify Fort Bend County immediately of any issue caused by or identified by:

**The Goodyear Tire & Rubber Company**

(Company/Contractor)

that is believed to be an immediate threat to human health or the environment.

A handwritten signature in blue ink, appearing to read "Richard Bevington", is written over a horizontal line.

Contractor Signature

**08/18/2022**

Date

**Richard Bevington**

Printed Name

**General Manager CTSC Operations**

Title

# The Goodyear Tire & Rubber Company

Akron, Ohio 44316-0001

March 31, 2021

## DELEGATION OF AUTHORITY

TO WHOM IT MAY CONCERN:

Pursuant to authority vested in me by resolution adopted by the Board of Directors of The Goodyear Tire & Rubber Company (hereinafter referred to as the "Company") on August 3, 1999, I hereby authorize:

**Richard J. Bevington, General Manager**  
**Goodyear Commercial Tire & Service Centers Operations: \$1,000,000.00**

of the Company to execute for and on behalf and in the name of the Company:

With or without attestation and with or without affixation of the corporate seal thereto, and in an amount which does not exceed the limit set forth by his name: Goodyear Commercial Tire and Service Center bids, amendments to bids, and certifications required to accompany Goodyear Commercial Tire and Service Center bids.

In so doing, he is directed to observe such instructions as to prior approvals, including approval by the Purchasing, Finance and Law Departments, and record keeping as shall have been prescribed by the executive officer of the Company having cognizance of the subject matter.

Documents and agreements listed above shall be retained in the Contract Records Department of the Secretary's Office or the Global Contract Solution Electronic Repository.

This Delegation of Authority shall be in full force and effect from the date hereof to and including January 31, 2023, unless theretofore revoked.

IN WITNESS WHEREOF, I have hereunto set my hand and caused the official corporate seal of said Company to be affixed.

DocuSigned by:  
*Daniel T. Young*  
C4561DD2D18249D...

DocuSigned by:  
*Richard J. Kramer*  
11292E6ADD894C5...



Attest:  
Secretary  
48108 2

Chairman of the Board,  
Chief Executive Officer and President  
THE GOODYEAR TIRE & RUBBER COMPANY

Company ID Number: 43808  
Client Company ID Number: 120029

**MEMORANDUM OF UNDERSTANDING BETWEEN THE  
DEPARTMENT OF HOMELAND SECURITY, SOCIAL SECURITY ADMINISTRATION,  
EMPLOYER, AND DESIGNATED AGENT  
REGARDING E-VERIFY**

The individuals whose signatures appear below represent that they are authorized to enter into this MOU on behalf of the Employer, the Designated Agent and the DHS-USCIS respectively.

APPROVED BY:

Employer The Goodyear Tire & Rubber Company Incorporated

\_\_\_\_\_  
Name (Please type or print)

\_\_\_\_\_  
Title

\_\_\_\_\_  
Signature

\_\_\_\_\_  
Date

**Designated Agent Vertical Screen, Inc.**

**Alex Erlam**

\_\_\_\_\_  
Name (Please type or print)

\_\_\_\_\_  
Title

*Electronically Signed*

**05/13/2008**

\_\_\_\_\_  
Signature

\_\_\_\_\_  
Date

**Department of Homeland Security- Verification Division**

**USCIS Verification Division**

\_\_\_\_\_  
Name (Please type or print)

\_\_\_\_\_  
Title

*Electronically Signed*

**07/10/2008**

\_\_\_\_\_  
Signature

\_\_\_\_\_  
Date

# The Goodyear Tire & Rubber Company

Akron, Ohio 44316-0001

GOVERNMENT SALES DEPARTMENT

February 23, 2021

The Goodyear Tire & Rubber Company certifies that the Goodyear Eagle RS-A, Eagle Enforcer, Eagle Enforcer All Weather, and Eagle Enforcer Winter tires listed below are certified for police pursuit use and comply with FMVSS 139.



Joe Scalfaro  
Government Sales Manager  
Government Sales D/709

<u>Size</u>	<u>Description</u>	<u>Product Code</u>
P225/60R16 97V	Eagle RS-A	732354500
P225/60R16 97V	Eagle RS-A Plus	732354148
P235/55R17 98W	Eagle RS-A	732002500
P235/55R17 98W	Eagle RS-A	732297500
P265/60R17 108V	Eagle RS-A	732523500
P225/60R18 99W	Eagle RS-A	732312500
P235/50R18 99W XL	Eagle RS-A	732276500
245/55R18 103V	Eagle RS-A	732026500
245/55R18 103V	Eagle RS-A	732026500
255/60R18 108V	Eagle Enforcer	732005563
275/55R20 113V	Eagle Enforcer	732010563
265/60R17 108V	Eagle Enforcer All Weather	732001558
225/60R18 100V	Eagle Enforcer All Weather	732003558
245/55R18 103V	Eagle Enforcer All Weather	732004558
255/60R18 108V	Eagle Enforcer All Weather	732005558
235/50R17 96V	Eagle Enforcer All Weather	732008558
225/60R18 100V	Eagle Enforcer Winter	732003567
265/60R17 108H	Eagle Enforcer Winter	732006567
245/55R18 103V	Eagle Enforcer Winter	732004567
255/60R18 108V	Eagle Enforcer Winter	732009563



January 7, 2021

To Whom It May Concern:

Subject: FMVSS / CMVTSR Tire Certification

This is to certify that all new tires provided by The Goodyear Tire & Rubber Company marked with the **DOT** symbol are in compliance with the appropriate USA and Canadian tire regulations in effect at the time of production:

- FMVSS109 - New pneumatic and certain specialty tires
- FMVSS139 - New pneumatic radial tires for light vehicles.
- FMVSS119 - New pneumatic tires for motor vehicles with a GVWR of more than 4,536 kilograms (10,000 pounds) and motorcycles
- 574.5 - Tire identification requirements
- 574.6 - How to obtain a plant code
- 575.104 - Uniform tire quality grading standards

CMVTSR 109 for Passenger Car Tires  
CMVTSR 119 for Certain Tires Other Than Passenger Car Tires


Sincerely,

Elizabeth Lacza  
The Goodyear Tire and Rubber Company  
Chief Product Standards and Regulations Engineer  
elacza@goodyear.com

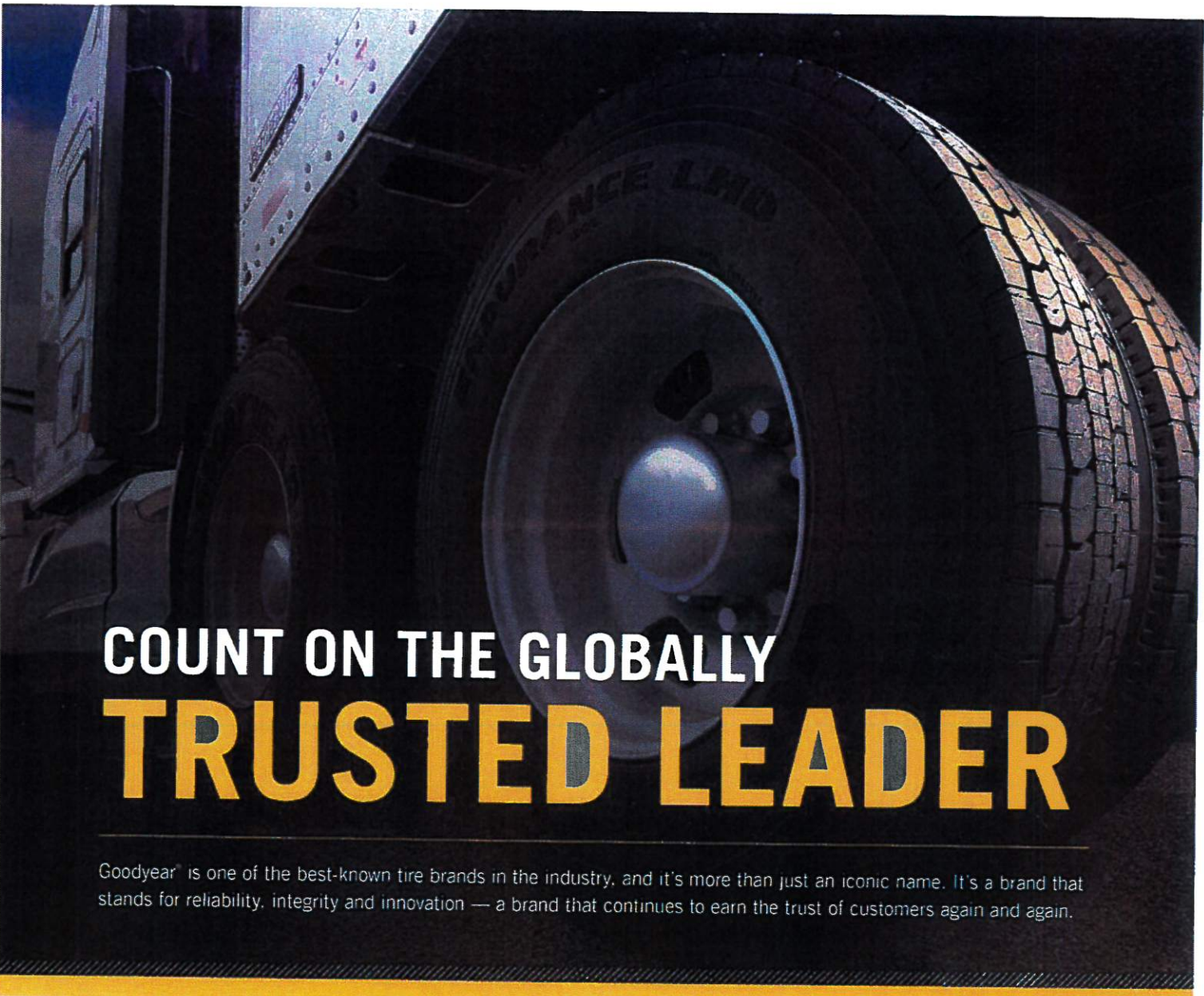


# WHY GOODYEAR<sup>®</sup>

IS THE ONLY BRAND YOUR BUSINESS NEEDS



**GOODYEAR.**  
MORE DRIVEN.



# COUNT ON THE GLOBALLY **TRUSTED LEADER**

Goodyear<sup>®</sup> is one of the best-known tire brands in the industry, and it's more than just an iconic name. It's a brand that stands for reliability, integrity and innovation — a brand that continues to earn the trust of customers again and again.

## LEADERS IN INNOVATION


Goodyear's broad experience drives progress across a variety of applications, including consumer, commercial, off-the-road (OTR), aviation and racing tires.



of continual  
innovation



of driving  
retread quality



around the globe



with offices in almost  
every country

# PREFERRED BY FLEETS LIKE YOURS



of fleet customers are satisfied with Goodyear\*



of fleet customers would recommend Goodyear tires\*

## MORE REASONS TO CHOOSE GOODYEAR

**2,300+** Commercial Tire & Service Network locations from coast to coast

Goodyear requires service technicians to be **Tire Industry Association-certified**

**24/7** roadside service available nationwide

**2-hour target** roll time for roadside service

Experience making tires for **challenging conditions such as NASCAR®** helps Goodyear make tires for grueling commercial and off-the-road applications

Real-world and simulated testing helps ensure a high standard of product performance

**#1 in brand awareness\*\*** — a sign of widespread trust

## OFFERING TOTAL MOBILITY

Every fleet wants to lower its operating costs and Goodyear helps make that easier with Total Mobility. Whether you are trying to get the most miles per gallon from your tires, looking to reduce downtime or anything in between, Goodyear has the trusted products, premier service network and tire management solutions for your operation.



### TRUSTED PRODUCTS

Innovative products for any fleet application

Features innovative technologies like DuraSeal™, Fuel Max® and UniCircle®



### NATIONWIDE DEALER NETWORK

2,300+ locations throughout North America ready to help your fleet

Consistent, efficient service with every visit



### COMPLETE TIRE MANAGEMENT

Real-time tire monitoring, intelligent analysis and customized reporting

All in the name of optimizing your fleet, your budget and your time

\*2013 Lieberman Research Worldwide Brand Health Study | \*\*Source: 2017 IPSOS U.S. Consumer Brand Health Tracker. Total Unaided Awareness of Tier 1 Brands. NASCAR® is a registered trademark of the National Association for Stock Car Auto Racing, Inc.



# DRIVE FLEET SAVINGS WITH TRUSTED TIRES AND RETREADS

Goodyear® offers a broad selection of innovative tires and retreads to help improve efficiency for commercial and off-the-road fleets of a wide variety of sizes and applications.

## COMMERCIAL APPLICATIONS



Long Haul



Regional



Urban



Mixed Service

## COMMERCIAL INNOVATIONS



**DURASEAL TECHNOLOGY®**  
Instantly seals tread punctures\* to reduce downtime



**FUEL MAX® TECHNOLOGY**  
Helps save money at the pump



**UNICIRCLE® RETREADS**  
Offer long miles to removal

## OFF-THE-ROAD APPLICATIONS



Large Haulage



Construction And Quarry



Industrial Handling And Port



Underground Mining

## OFF-THE-ROAD INNOVATIONS

**MAXWORK CASING COMPONENTS**  
Promotes cool running so vehicles can run faster and longer

**DURAWALL® TECHNOLOGY**  
Enhances lateral stiffness, cut protection and casing durability

**HI-STABILITY CARCASS TECHNOLOGY**  
Helps enhance lateral stability and operator comfort

**PERMAFOAM® TECHNOLOGY**  
Provides enhanced load-carrying capacity and a more comfortable ride

\*Seals up to 1/4-inch diameter tread punctures only. Does not seal sidewall punctures.




## A GOODYEAR DEALER NETWORK THAT'S BUILT AROUND YOU

With more than 2,300 locations and industry-leading roadside service, Goodyear Commercial Tire & Service Centers and Network Dealers are always nearby to give you a helping hand. We have the experience, knowledge and services to help keep your equipment up and running.

### PROFESSIONAL FLEET SERVICES


Goodyear Commercial Tire & Service Network members use state-of-the-art service equipment, and our trained technicians adhere to the Tire Industry Association CTS 200 level for high-quality service at any location.

- 24-hour emergency road service
- 2-hour target roll time
- Sustainable and cost-saving retreading for commercial and off-the-road tire casings
- Fleet survey to enhance tire longevity and performance
- Tire performance monitoring for both commercial and off-the-road tires



#### THE FLEETHQ™ 2GO APP

Instantly connects drivers to 24/7 roadside service in a couple quick taps of a screen.





# LET GOODYEAR® LEAD THE WAY

Get real-time tire monitoring, intelligent analysis and customized solutions, all in the name of optimizing your fleet, your budget and your time.



TIRE MONITORING



INSIGHTS AND ANALYSIS



SERVICE ACTIVATION



## TIRE MONITORING – STAYING AHEAD OF THE GAME

- Digital inspections
- Automated inspections
- Real-time active monitoring




## INSIGHTS AND ANALYSIS – DATA IS THE NEW STREET SMARTS

- All data is transmitted to the Goodyear Mobility Cloud™
- Custom tire insights based on your unique specifications
- Reporting and alerts to help you proactively manage critical tire data on your terms



## SERVICE ACTIVATION – ALWAYS BY YOUR SIDE

- 24/7 industry-leading roadside assistance
- 2,300+ Goodyear Commercial Tire & Service Network Locations
- Service coordination through Goodyear Fleet HQ™
- Insights to help intelligently direct labor



## **TIRE MANAGEMENT TOOLS EXCLUSIVELY FROM GOODYEAR**

Proper fleet tire management is about more than putting the right tires on the right vehicles. Using industry-exclusive tire monitoring tools, Goodyear analyzes real-time tire data, alerts fleets with valuable insights and delivers timely service to minimize tire costs down and maximize vehicle uptime.

### **GOODYEAR TIRE OPTIX™**

This digital inspection toolset enables you to capture data accurately and efficiently with instant results.

### **GOODYEAR TPMS PLUS™**

TPMS Plus is a connected, active monitoring system that goes beyond the benefits of traditional dashboard monitoring. Using Goodyear's unique, fleet-specific algorithms, TPMS Plus helps identify critical issues, inflation trends and much more, allowing you to be proactive instead of reactive.

### **GOODYEAR CHECKPOINT™ — DRIVE-OVER READER**

Goodyear CheckPoint provides automated inspections of tire pressure and tread depth. Ideal for high-volume yards, this solution enables large quantities of vehicles to be inspected and offers a frequently updated snapshot of tire health.

See how Goodyear<sup>®</sup> can help you  
lower your fleet's operating costs.

[goodyeartrucktires.com](http://goodyeartrucktires.com) | [goodyeartrucktires.ca](http://goodyeartrucktires.ca) | [goodyearOTR.com](http://goodyearOTR.com)

# GOODYEAR UNISTEEL® LIMITED WARRANTY

United States & Canada

## Unisteel® Radial Light Truck Tires Unisteel Radial Medium Truck Tires

### WHO IS ELIGIBLE FOR WARRANTY COVERAGE?

You are eligible for the benefits of this limited warranty if you meet all the following criteria:

- You are the owner or authorized agent of the owner of new Goodyear® Unisteel radial light truck or medium radial truck tires, including mud and snow and on-/off-road tires.
- Your tires bear Department of Transportation (DOT) prescribed tire identification numbers and are not branded "NA" (Not Adjustable).
- Your Goodyear truck tires have been used only on the vehicle on which they were originally installed according to the vehicle manufacturer's or Goodyear's recommendations.
- Your tires were purchased on or after March 1, 2022.

### WHAT IS COVERED AND FOR HOW LONG?

**1. FREE TIRE REPLACEMENT** – Goodyear truck tires covered by this warranty that become unserviceable due to a covered warranty condition during the first 2/32" (inch) treadwear or 12 months from date of purchase, whichever comes first, will be replaced with a comparable new Goodyear tire without charge. You pay only for the mounting and balancing. (Without proof of purchase, date of manufacture will be used to determine eligibility.)

**2. PRORATED TIRE REPLACEMENT** – Tires worn beyond the first 2/32" (inch) treadwear that become unserviceable due to a covered warranty condition will be replaced on a prorated basis. You are responsible for mounting, balancing and any additional services you order at the time of adjustment, as well as any taxes and government-mandated charges.

**3. TIRES WITH DURASEAL TECHNOLOGY® — SEALANT CREDIT DURING ORIGINAL TREAD\*** – Failure of the DuraSeal Technology to seal a maximum 1/4" (inch) puncture in the repairable area of the original tread will qualify for a one-time credit during the life of the original tread within four (4) years from the date of the casing DOT serial number or proof of purchase, if available. Sealant credit is based on local currencies in the country where the adjustment takes place, \$50.00 for both the U.S. and Canada.

**4. TIRES WITH DURASEAL TECHNOLOGY — SEALANT CREDIT DURING FIRST RETREAD\*** – Failure of the DuraSeal Technology to seal a maximum 1/4" (inch) puncture in the repairable area of the tread will qualify for a one-time credit through 100% of the first retread up to four (4) years from the date of the casing DOT serial number or proof of purchase, if available. Sealant credit is based on local currencies in the country where the adjustment takes place, \$25.00 for both the U.S. and Canada. All punctures must be repaired at time of retreading for this

Limited Warranty to be honored. If a sealant credit was issued during the original tread life, no other requests for credit will be honored.

\*All claim forms submitted for sealant credit must be verified by an authorized Goodyear representative.

### HOW WILL THE PRORATED CHARGES BE CALCULATED?

The replacement price will be calculated by multiplying the current Goodyear advertised selling price, at the adjustment location, by the percentage of usable original tread that has been worn off at the time of adjustment. You pay for mounting, balancing, an amount equal to the full current Federal Excise Tax (FET – U.S. only) and any other applicable taxes for the comparable new Goodyear replacement tire as well as any government-mandated charges.

### EXAMPLE:

If your disabled tire had an original 16/32" (inch) of usable tread depth and is worn to 8/32" (inch) of usable tread remaining, you have used 50% and therefore must pay 50% of the advertised selling price of a comparable tire, plus an amount equal to the full current Federal Excise Tax (U.S. only) applicable to the comparable new replacement tire at the time of adjustment. If the price of the comparable tire is \$400.00, the cost to you would be \$200.00 plus Federal Excise Tax (U.S. only), mounting, balancing, any other applicable taxes and government-mandated charges.

$\frac{\text{Amount Of Tread Used}}{\text{Original Tread}}$	X	Value Of Comparable Tire	=	Prorated Price Of New Tire
---	---	--------------------------	---	----------------------------

(Plus FET [U.S. only], other applicable taxes, government-mandated charges and mounting and balancing.)

### WHAT IS A COMPARABLE TIRE?

A "comparable" new Goodyear tire may be either the same line of tire or, in the event that the same tire is not available, a tire of the same basic construction and quality with a different sidewall or tread configuration. If a higher priced tire is accepted as replacement, the difference in price will be at an additional charge to you.

Any replacement tire provided pursuant to this warranty will be covered by the Goodyear warranty in effect at the time of replacement.

### WHAT IS NOT COVERED UNDER THIS LIMITED WARRANTY?

- Wear conditions or tire damage due to road hazards (including punctures, cuts, snags, impact breaks, etc.). Wreck, collision, or fire. Fast wear, irregular wear, heel and toe wear or other wear conditions.
- Improper inflation, overloading, high-speed spinup,

misapplication, misuse, negligence, racing, chain damage, or improper mounting or demounting.

- Mechanical condition of the vehicle.
- Chip/chunk conditions on tires intended for highway service.
- Ride disturbance after the first 2/32" (inch) treadwear or due to damaged wheels or any vehicle condition.
- Any tire intentionally altered after leaving a factory producing Goodyear tires to change its appearance (example: white inlay on a black tire).
- Tires with weather cracking which were purchased more than four (4) years prior to presentation for adjustment. If you have no proof of purchase date, tires manufactured four (4) or more years prior to presentation are not covered.
- Material added to a tire after leaving a factory producing Goodyear tires (examples: tire fillers, sealants or balancing substances). If the added material is the cause of the tire being removed from service, the tire will not be adjusted.
- Any Goodyear Commercial Truck tire with the word "Mileage" on the sidewall.
- Tires removed from service due to improper repairs.
- Loss of time, inconvenience, loss of use of vehicle, incidental or consequential damage.

Note: Some states or provinces do not allow the exclusion or limitation of incidental or consequential damages, so the above limitations or exclusions may not apply to you.

This limited warranty is applicable only in the U.S. and Canada.

### WHAT IS THE PREMIUM RADIAL MEDIUM TRUCK TIRE CASING PROVISION?

Goodyear® Premium Casings	
Endurance LHS, LHD, RSA	G572 1AD Fuel Max
G316® LHT™ DuraSeal + Fuel Max™	Fuel Max LHD2
G316® LHT™ Fuel Max®	Fuel Max™ RSA
Fuel Max™ LHT™	Fuel Max™ RTD
	UltraGrip RTD

Goodyear premium casings in sizes 11R22.5, 11R24.5, 285/75R24.5 or 295/75R22.5 will be warranted for covered conditions through the first retread for a period of seven (7) years from the date of the casing DOT serial number or proof of purchase, if available.

If retreaded by a Goodyear Authorized Retreader, these premium casings will be warranted for covered conditions for an unlimited number of retreads for a period of seven (7) years from the date of the casing DOT serial number or proof of purchase, if available.

Casing credit is based on local currencies in the country where the adjustment takes place. Casing allowances are \$130.00 for tires with original tread and \$100.00 after retreading in both the U.S. and Canada.

#### **WHAT IS THE MARATHON® LONG HAUL RADIAL & MARATHON REGIONAL SERVICE RADIAL MEDIUM TRUCK TIRE CASING PROVISION?**

Any Goodyear Marathon LHS®, Marathon LHD®, Marathon LHT™, Marathon RSA®, Marathon RSS®, Marathon RSD® & Marathon RTD® will be warranted for covered conditions through the first retread for a period of six (6) years from the date of the casing DOT serial number or proof of purchase, if available.

If retreaded by a Goodyear Authorized Retreader, these mid-tier casings will be warranted for covered conditions for an unlimited number of retreads for a period of six (6) years from the date of the casing DOT serial number or proof of purchase, if available.

Casing credit is based on local currencies in the country where the adjustment takes place. Casing allowances are \$100.00 in both the U.S. and Canada.

#### **WHAT IS THE RADIAL MEDIUM TRUCK TIRE CASING PROVISION?**

All other Goodyear Unisteel® radial light truck or radial medium truck tires will be warranted for covered conditions through the first retread for a period of four (4) years from the date of the casing DOT serial number or proof of purchase, if available.

If retreaded by a Goodyear Authorized Retreader, except G278 MSD and Armor Max MSA in tire sizes 385/65R22.5, 425/65R22.5 and 445/65R22.5 and all Fuel Max SSD DuraSeal and all Fuel Max SST Duraseal (see paragraph below), casings will be warranted for covered conditions for an unlimited number of retreads for a period of four (4) years from the date of the casing DOT serial number or proof of purchase, if available.

If retreaded, all G278 MSD and Armor Max MSA in tire sizes 385/65R22.5, 425/65R22.5 and 445/65R22.5 and all Fuel Max SSD DuraSeal and all Fuel Max SST Duraseal will be warranted for covered conditions for one retread for a period of four (4) years from the date of the casing DOT serial number or proof of purchase, if available.

Casing values are based on the predetermined casing value at the time of adjustment. See your servicing Dealer for these values.

#### **HOW DO YOU KNOW WHEN YOUR TIRES WERE MANUFACTURED?**

Tires with a TIN (DOT) number ending with 1021 or greater were manufactured after 03/07/2021 (1021 refers to the 1<sup>st</sup> week of March 2021).

#### **WHEN DOES THE WARRANTY END?**

Premium Radial Medium Truck tires have delivered the full original tread life and the new tire coverage of this warranty ends when the treadwear indicators become visible or seven (7) years from the date of original tire manufacture or new tire purchase date (whichever occurs first). Without proof of purchase, date of manufacture will be used to determine eligibility. Casings may continue to be warranted beyond the new tire coverage. Please refer to the "WHAT IS THE PREMIUM RADIAL MEDIUM TRUCK TIRE CASING PROVISION?" section for warranty details on casings.

Marathon LHS®, Marathon LHD®, Marathon LHT®, Marathon RSA®, Marathon RSS®, Marathon RTD® & Marathon RSD® Radial Medium Truck tires have delivered their full original tread life and the new tire coverage of this warranty ends when the treadwear indicators become visible, or six (6) years from the date of original tire manufacture or new tire purchase date (whichever occurs first). Without proof of purchase, date of manufacture will be used to determine eligibility. Casings may continue to be warranted beyond the new tire coverage. Please refer to the "WHAT IS THE MARATHON® LONG HAUL & MARATHON REGIONAL SERVICE RADIAL MEDIUM TRUCK TIRE CASING PROVISION?" section for warranty details on casings.

All other Goodyear Unisteel radial light truck or radial medium truck tires have delivered the full original tread life and the new tire coverage of this warranty ends when the treadwear indicators become visible or four (4) years from the date of original tire manufacture or new tire purchase date (whichever occurs first). Without proof of purchase, date of manufacture will be used to determine eligibility. Casings may continue to be warranted beyond the new tire coverage. Please refer to the "WHAT IS THE RADIAL MEDIUM TRUCK TIRE CASING PROVISION?" section for warranty details on casings.

#### **HOW DO YOU OBTAIN AN ADJUSTMENT?**

- A. You must present the tire to be adjusted to an authorized Goodyear Commercial Tire Retailer. Please consult your telephone directory or visit [www.goodyeartrucktires.com](http://www.goodyeartrucktires.com) for locations. Tires replaced on an adjustment basis become the property of The Goodyear Tire & Rubber Company or Goodyear Canada Inc.
- B. You must pay for taxes or any additional services you order at the time of adjustment.
- C. No claim will be recognized unless submitted on a Goodyear claim form (supplied by a Goodyear Commercial Tire Retailer) that is completely filled out and signed by you, the owner of the tire presented for adjustment, or your authorized agent.

#### **WHAT ARE YOUR LEGAL RIGHTS?**

DISCLAIMER: THIS WARRANTY IS IN LIEU OF, AND GOODYEAR HEREBY DISCLAIMS, ANY AND ALL OTHER WARRANTIES AND REPRESENTATIONS, EXPRESS WARRANTY OF MERCHANTABILITY OR FITNESS FOR A PARTICULAR PURPOSE, AND NO OTHER WARRANTY OR REPRESENTATION OF ANY KIND IS MADE BY GOODYEAR OR SHALL BE IMPLIED BY LAW.

LIMITATION OF DAMAGES: IN NO EVENT AND UNDER NO CIRCUMSTANCE SHALL GOODYEAR BE LIABLE TO THE BUYER FOR CONSEQUENTIAL, LOST PROFIT, LOSS OF BUSINESS, LOSS OF GOODWILL OR REPUTATION, PUNITIVE OR OTHER DAMAGE, COST (INCLUDING FOR REPLACEMENT TRANSPORTATION), EXPENSE OR LOSS OF ANY KIND. SOME STATES DO NOT ALLOW THE EXCLUSION OR LIMITATION OF INCIDENTAL OR CONSEQUENTIAL DAMAGES, SO THE ABOVE LIMITATION OR EXCLUSION MAY NOT APPLY TO YOU.

Note: No Representative or Dealer has authority to make any representation, promise or agreement on behalf of Goodyear except as stated herein. Any tire, no matter how well constructed, may fail in service or otherwise become unserviceable due to conditions beyond the control of the manufacturer. Under no circumstances is this warranty a representation that a tire failure cannot occur.

#### **SERIOUS INJURY, DEATH OR PROPERTY DAMAGE MAY RESULT FROM:**

- TIRE FAILURE DUE TO UNDERINFLATION/OVERLOADING/MISAPPLICATION. Follow the vehicle owner's manual or tire placard in the vehicle.
- TIRE FAILURE DUE TO IMPACT DAMAGE/IMPROPER MAINTENANCE. Tires should be inspected regularly by a qualified technician for signs of damage, such as punctures or impacts.
- TIRE FAILURE DUE TO IMPROPER REPAIRS. See U.S. Tire Manufacturers Association (USTMA) established repair procedures at [www.ustires.org](http://www.ustires.org), and/or go to [www.goodyear.com](http://www.goodyear.com) for information on proper repair procedures.
- EXPLOSION OF TIRE/RIM ASSEMBLY DUE TO IMPROPER MOUNTING. Only specially trained persons should mount tires. When mounting tires, use a safety cage and a clip-on extension air hose to inflate.
- FAILURE TO MOUNT RADIAL TIRES ON APPROVED RIMS.
- FAILURE TO DEFLATE SINGLE OR DUAL ASSEMBLIES COMPLETELY BEFORE DEMOUNTING.
- TIRE SPINNING. On slippery surfaces such as snow, mud, ice, etc., do not spin tires in excess of 35 mph (56 kph), as indicated on the speedometer.
- EXCESSIVE WHEEL SPINNING. This can also result in tire disintegration or axle failure.

#### **FOR SERVICE ASSISTANCE OR INFORMATION:**

1. First contact the nearest Authorized Goodyear Commercial Tire Retailer.
2. If additional assistance is required:
  - In the U.S., write to —  
Goodyear Customer Assistance Center  
Department 728  
200 Innovation Way  
Akron, OH 44316
  - In Canada, write to —  
Goodyear Customer Assistance Center  
450 Kipling Avenue  
Toronto, Ont. M8Z 5E1

Note: Inputs in RED

**The Goodyear Tire & Rubber Company**  
**Ft. Bend County, TX (NASPO)**  
**Effective 10/01/2022, Expires 09/30/2023**

**G0008681**

			% Off Factor	% On Factor
Mdse Group	7905	Police Pursuit	0.5250	0.4750
Mdse Group	7925	Passenger	0.4800	0.5200
Mdse Group	7941	Light Truck	0.4800	0.5200
Mdse Group	1170	Commercial LT	0.6000	0.4000
Mdse Group	7955	Medium Truck	0.6000	0.4000
Mdse Group	7961	Off-The-Road Bias	0.3000	0.7000
Mdse Group	7962	Off-The-Road Radial	0.3000	0.7000

Select Price Book Date 4/1/2022



### Ft. Bend County, TX (NASPO)

Effective 10/01/2022, Expires 09/30/2023

G0008681

Base Price Book Date: April 01, 2022

Net Prices in RED

Product Code	Tire Type	Brand	Tire Line	Size and Description	Size	Item Status	Gov't Base Price Book Date:		Discounted Agency Price	FET if applicable
							4/1/2022			
73200558	Police Pursuit	Goodyear	Eagle Enforcer All Weather	255/60R18 108V EAG ENFORCER A/W TL	255/60R18	NET Price	\$	341.06	\$160.62	-
73200158	Police Pursuit	Goodyear	Eagle Enforcer All Weather	265/60R17 108V EAG ENFORCER A/W TL (Tahoe)	265/60R17	NET Price	\$	324.23	\$148.00	-
73202600	Police Pursuit	Goodyear	Eagle RS-A	245/55R18 103V EAGLE RS-A VSB TL (Ford PI Sedan & Utility)	245/55R18	NET Price	\$	309.83	\$139.54	-
73212500	Police Pursuit	Goodyear	Eagle RS-A	P225/60R18 99W SL EAG RS-A VSBRTPL (Charger)	P225/60R18	NET Price	\$	284.85	\$129.92	-
73200200	Police Pursuit	Goodyear	Eagle RS-A	P235/55R17 98W S2 EAG RS-A VSBRTPL (Crown Vic)	P235/55R17	NET Price	\$	268.68	\$124.00	-
73252300	Police Pursuit	Goodyear	Eagle RS-A	P265/60R17 108V SL EAG RS-A VSBRTPL (Tahoe)	P265/60R17	NET Price	\$	298.76	\$132.20	-
407525374	Passenger	Goodyear	Assurance All-Season	215/55R16 93H SL ASSURANCE ALL-SEASON	215/55R16	NET Price	\$	168.42	\$80.72	-
407562374	Passenger	Goodyear	Assurance All-Season	215/60R16 95T SL ASSURANCE ALL-SEASON	215/60R16	NET Price	\$	159.68	\$76.53	-
407007374	Passenger	Goodyear	Assurance All-Season	215/65R15 96T SL ASSURANCE ALL-SEASON	215/65R15	NET Price	\$	137.60	\$67.19	-
407715374	Passenger	Goodyear	Assurance All-Season	225/60R16 98T SL ASSURANCE ALL-SEASON	225/60R16	NET Price	\$	164.16	\$78.68	-
407285374	Passenger	Goodyear	Assurance All-Season	225/65R17 102T SL ASSURANCE ALL-SEASON	225/65R17	NET Price	\$	192.86	\$92.43	-
738523571	Passenger	Goodyear	Assurance Fuel Max	185/65R15 88H ASSURANCE FUEL MAX TL	185/65R15	NET Price	\$	140.55	\$72.45	-
110571545	Passenger	Goodyear	Assurance MaxLife	215/60R16 95V SL ASSURANCE MAXLIFE VSB	215/60R16	NET Price	\$	176.81	\$84.75	-
110981545	Passenger	Goodyear	Assurance MaxLife	225/65R17 102H SL ASSURANCE MAXLIFE VSB	225/65R17	NET Price	\$	225.69	\$108.17	-
151056203	Light Truck	Goodyear	Fortera HL	P245/70R17 108T SL FORTERA HL VSB TL	P245/70R17	NET Price	\$	233.34	\$111.84	-
758089572	Light Truck	Goodyear	Wrangler AT Adventure	235/75R17 109T SL WRL AT ADVENTURE BSL	235/75R17	NET Price	\$	282.38	\$137.91	-
758067571	Light Truck	Goodyear	Wrangler AT Adventure	255/70R17 112T SL WRL AT ADVENTURE OWL	255/70R17	NET Price	\$	308.55	\$147.89	-
758025272	Light Truck	Goodyear	Wrangler AT Adventure	265/70R17 115T SL WRL AT ADVENTURE BSL	265/70R17	NET Price	\$	329.13	\$157.75	-
748748572	Light Truck	Goodyear	Wrangler AT Adventure	L1225/75R16 115R E WRL AT ADVENTURE BSL	L1225/75R16	NET Price	\$	362.37	\$173.68	-
748635572	Light Truck	Goodyear	Wrangler AT Adventure	L1235/80R17 120R E WRL AT ADVENTURE BSL	L1235/80R17	NET Price	\$	359.38	\$172.25	-
748469572	Light Truck	Goodyear	Wrangler AT Adventure	L1245/70R17 119R E WRL AT ADVENTURE BSL	L1245/70R17	NET Price	\$	358.11	\$171.65	-
748103572	Light Truck	Goodyear	Wrangler AT Adventure	L1245/75R16 120S E WRL AT ADVENTURE BSL	L1245/75R16	NET Price	\$	348.51	\$167.05	-
748104572	Light Truck	Goodyear	Wrangler AT Adventure	L1245/75R17 121S E WRL AT ADVENTURE BSL	L1245/75R17	NET Price	\$	368.06	\$176.42	-
748661572	Light Truck	Goodyear	Wrangler AT Adventure	L1285/70R17 121S E WRL AT ADVENTURE BSL	L1285/70R17	NET Price	\$	381.16	\$178.37	-
748661571	Light Truck	Goodyear	Wrangler AT Adventure	L1285/70R17 121S E WRL AT ADVENTURE OWL	L1285/70R17	NET Price	\$	368.58	\$176.66	-
748955571	Light Truck	Goodyear	Wrangler AT Adventure	L1275/65R18 123S E WRL AT ADVENTURE OWL	L1275/65R18	NET Price	\$	414.92	\$202.63	-
150154601	Light Truck	Goodyear	Wrangler DuraTrac	265/70R17 115S SL WRL DURATRAC BSL TL	265/70R17	NET Price	\$	340.92	\$163.40	-
312009142	Light Truck	Goodyear	Wrangler DuraTrac	L1225/75R16 115/112Q E WRL DURATRAC TL	L1225/75R16	NET Price	\$	352.76	\$169.08	-
312032142	Light Truck	Goodyear	Wrangler DuraTrac	L1235/80R17 120/117Q E WRL DURATRAC BSL	L1235/80R17	NET Price	\$	402.79	\$193.06	-
312249027	Light Truck	Goodyear	Wrangler DuraTrac	L1245/75R16 120/116Q E WRL DURATRAC OWL	L1245/75R16	NET Price	\$	335.28	\$160.71	-
312032027	Light Truck	Goodyear	Wrangler DuraTrac	L1245/75R17 121/118Q E WRL DURATRAC TL	L1245/75R17	NET Price	\$	378.24	\$181.29	-
312011142	Light Truck	Goodyear	Wrangler DuraTrac	L1275/65R18 123/120Q E WRL DURATRAC TL	L1275/65R18	NET Price	\$	461.73	\$221.31	-
312012142	Light Truck	Goodyear	Wrangler DuraTrac	L1275/70R18 125/122Q E WRL DURATRAC TL	L1275/70R18	NET Price	\$	468.22	\$224.42	1.32
312052027	Light Truck	Goodyear	Wrangler DuraTrac	L1285/70R17 121Q E WRL DURATRAC OWL TL	L1285/70R17	NET Price	\$	408.30	\$205.96	-
744830900	Light Truck	Goodyear	Wrangler HT	L1225/75R16E WRL HT OL BSL TL	L1225/75R16	NET Price	\$	247.71	\$118.73	-
744395900	Light Truck	Goodyear	Wrangler HT	L1245/75R16 120/116R E WRL HT OL BSL TL	L1245/75R16	NET Price	\$	252.94	\$121.23	-
744725502	Light Truck	Goodyear	Wrangler HT/S	L1235/85R16E WRL HT/S BSL TL	L1235/85R16	NET Price	\$	295.44	\$141.61	-
183106418	Light Truck	Goodyear	Wrangler SR-A	P265/70R17 113R S2 WRL SR-A OWL TL	P265/70R17	NET Price	\$	284.80	\$136.51	-
179195622	Light Truck	Goodyear	Wrl Fort HT C-Type	235/65R16C 121R E WRL FORTITUDE HT TL	235/65R16C	NET Price	\$	324.15	\$152.00	-
157043622	Light Truck	Goodyear	Wrl Fortitude HT	235/70R16 106T SL WRL FORTITUDE HT BSLTL	235/70R16	NET Price	\$	239.60	\$114.84	-
157089622	Light Truck	Goodyear	Wrl Fortitude HT	235/75R17 109T SL WRL FORTITUDE HT BSLTL	235/75R17	NET Price	\$	277.32	\$132.92	-
157172620	Light Truck	Goodyear	Wrl Fortitude HT	245/70R17 110T SL WRL FORTITUDE HT OWL TL	245/70R17	NET Price	\$	298.14	\$142.90	-
157067620	Light Truck	Goodyear	Wrl Fortitude HT	255/70R17 112T SL WRL FORTITUDE HT OWL TL	255/70R17	NET Price	\$	285.14	\$136.67	-
157045622	Light Truck	Goodyear	Wrl Fortitude HT	265/70R16 112T SL WRL FORTITUDE HT BSLTL	265/70R16	NET Price	\$	235.58	\$112.91	-
179748622	Light Truck	Goodyear	Wrl Fortitude HT	L1225/75R16 115R E WRL FORTITUDE HT TL	L1225/75R16	NET Price	\$	287.95	\$138.02	-
179735622	Light Truck	Goodyear	Wrl Fortitude HT	L1235/80R17 120R E WRL FORTITUDE HT TL	L1235/80R17	NET Price	\$	301.59	\$144.55	-
179469622	Light Truck	Goodyear	Wrl Fortitude HT	L1245/70R17 119R E WRL FORTITUDE HT TL	L1245/70R17	NET Price	\$	341.08	\$163.48	-
179747622	Light Truck	Goodyear	Wrl Fortitude HT	L1245/75R16 120R E WRL FORTITUDE HT TL	L1245/75R16	NET Price	\$	316.88	\$151.99	-
179236622	Light Truck	Goodyear	Wrl Fortitude HT	L1245/75R17 121R E WRL FORTITUDE HT TL	L1245/75R17	NET Price	\$	335.28	\$160.71	-
179535620	Light Truck	Goodyear	Wrl Fortitude HT	L1285/70R17 121R E WRL FORTITUDE HT TL	L1285/70R17	NET Price	\$	348.80	\$167.18	-
75614365	Medium Truck	Goodyear	G296 MSA	445/65R22.5 L G296 MSA TL	445/65R22.5	NET Price	\$	2,364.18	\$849.63	41.58
732005563	Police Pursuit	Goodyear	Eagle Enforcer	255/60R18 108V EAG ENFORCER TL	255/60R18	Available	\$	321.92	\$152.91	-
732010563	Police Pursuit	Goodyear	Eagle Enforcer	275/55R20 113V EAG ENFORCER TL (Tahoe)	275/55R20	Available	\$	315.70	\$149.96	-
732003558	Police Pursuit	Goodyear	Eagle Enforcer All Weather	225/60R18 100V EAG ENFORCER A/W TL (Charger)	225/60R18	Available	\$	301.07	\$143.01	-
732008558	Police Pursuit	Goodyear	Eagle Enforcer All Weather	235/60R17 96V EAG ENFORCER A/W TL	235/60R17	Available	\$	296.45	\$140.81	-
732004558	Police Pursuit	Goodyear	Eagle Enforcer All Weather	245/55R18 103V EAG ENFORCER A/W TL (Ford PI, Charger)	245/55R18	Available	\$	338.14	\$160.62	-
732010558	Police Pursuit	Goodyear	Eagle Enforcer All Weather	275/55R20 113V EAG ENFORCER A/W TL (Tahoe 2021+)	275/55R20	Available	\$	408.38	\$193.98	-
732010567	Police Pursuit	Goodyear	Eagle Enforcer Winter	275/55R20 113V EAGLE ENFORCER WINTER	275/55R20	Available	\$	381.43	\$181.18	-
732003567	Police Pursuit	Goodyear	Eagle Enforcer Winter	225/60R18 100V EAGLE ENFORCER WINTER	225/60R18	Available	\$	284.19	\$134.99	-
732004567	Police Pursuit	Goodyear	Eagle Enforcer Winter	245/55R18 103V EAGLE ENFORCER WINTER	245/55R18	Available	\$	341.39	\$162.16	-
732009563	Police Pursuit	Goodyear	Eagle Enforcer Winter	255/60R18 108V SL EAG ENFORCER WINTER	255/60R18	Available	\$	347.88	\$165.24	-
732006567	Police Pursuit	Goodyear	Eagle Enforcer Winter	265/60R17 108H EAGLE ENFORCER WINTER	265/60R17	Available	\$	295.63	\$140.42	-
732354500	Police Pursuit	Goodyear	Eagle RS-A	P225/60R16 97V S2 EAG RS-A VSBRTPL (Crown Vic)	P225/60R16	Available	\$	236.23	\$112.21	-
732276500	Police Pursuit	Goodyear	Eagle RS-A	P235/50R18 99W XL EAG RS-A VSB TL (Caprice)	P235/50R18	Available	\$	333.52	\$158.42	-
732297500	Police Pursuit	Goodyear	Eagle RS-A	P235/55R17 98W S2 EAG RS-A VSBRTPL (Impala)	P235/55R17	Available	\$	268.68	\$127.62	-
73235148	Police Pursuit	Goodyear	Eagle RS-A Plus	P225/60R16 97V S2 EAG RS-A PLUSVSBRTPL (Crown Vic)	P225/60R16	Available	\$	245.47	\$116.60	-
109064366	Police Pursuit	Goodyear	Eagle Sport A/S	235/50R17 96W SL EAGLE SPORT A/S VSBTL	235/50R17	Available	\$	202.07	\$95.98	-
147354070	Police Pursuit	Goodyear	Eagle Ultra Grip GW2	P225/60R16 97V S2 EAG UG GW2BSCRPTL	P225/60R16	Available	\$	214.50	\$101.89	-
166041528	Police Pursuit	Goodyear	Eagle Ultra Grip GW3	235/50R18 101V XL EAG UG GW3 VSBTL (Caprice)	235/50R18	Available	\$	320.87	\$152.41	-
16604528	Police Pursuit	Goodyear	Eagle Ultra Grip GW3	245/55R18 101V SL EAG UG GW3 VSBTL (Ford PI Sedan & Utility)	245/55R18	Discontinued	\$	303.16	\$144.00	-
166043528	Police Pursuit	Goodyear	Eagle Ultra Grip GW3	265/60R17 108H SL EAG UG GW3 VSBTL (Tahoe)	265/60R17	Discontinued	\$	252.63	\$120.00	-
166585530	Police Pursuit	Goodyear	Eagle Ultra Grip GW3	P225/60R18 99V SL EAG UG GW3 VSBRTPL (Charger)	P225/60R18	Discontinued	\$	263.16	\$125.00	-
166579530	Police Pursuit	Goodyear	Eagle Ultra Grip GW3	P235/55R17 98V S2 EAG UG GW3 VSBRTPL (Crown Vic & Impala)	P235/55R17	Available	\$	295.75	\$140.48	-
748958571	Police Pursuit	Goodyear	Wrangler AT Adventure	L1275/65R18 113S C WRL AT ADVENTURE OWL (F150)	L1275/65R18	Available	\$	418.25	\$198.67	-
108028861	Police Pursuit	Goodyear	Wrangler Enforcer AT	L1285/70R18 113H C WRL ENFORCER AT	L1285/70R18	Available	\$	418.25	\$198.67	-
407239374	Passenger	Goodyear	Assurance All-Season	185/60R15 84T SL ASSURANCE ALL-SEASON	185/60R15	Available	\$	128.04	\$65.54	-
407106374	Passenger	Goodyear	Assurance All-Season	185/65R14 86T SL ASSURANCE ALL-SEASON	185/65R14	Available	\$	109.37	\$56.87	-
407259374	Passenger	Goodyear	Assurance All-Season	185/65R15 88T SL ASSURANCE ALL-SEASON	185/65R15	Available	\$	130.47	\$67.84	-
407787374	Passenger	Goodyear	Assurance All-Season	195/55R16 87T SL ASSURANCE ALL-SEASON	195/55R16	Available	\$	167.84	\$87.28	-
407740374	Passenger	Goodyear	Assurance All-Season	195/60R15 88T SL ASSURANCE ALL-SEASON	195/60R15	Available	\$	127.48	\$66.29	-
407477374	Passenger	Goodyear	Assurance All-Season	195/65R15 91T SL ASSURANCE ALL-SEASON	195/65R15	Available	\$	138.29	\$71.91	-
407788374	Passenger	Goodyear	Assurance All-Season	205/50R16 87H SL ASSURANCE ALL-SEASON	205/50R16	Available	\$	166.98	\$86.83	-
407582374	Passenger	Goodyear	Assurance All-Season	205/50R17 89V SL ASSURANCE ALL-SEASON	205/50R17	Available	\$	191.65	\$99.66	-
407781374	Passenger	Goodyear	Assurance All-Season	205/55R16 91H SL ASSURANCE ALL-SEASON	205/55R16	Available	\$	138.63	\$72.09	-
407741374	Passenger	Goodyear	Assurance All-Season	205/60R15 91T SL ASSURANCE ALL-SEASON	205/60R15	Discontinued	\$	109.79	\$57.09	-
407212374	Passenger	Goodyear	Assurance All-Season	205/60R16 92T SL ASSURANCE ALL-SEASON	205/60R16	Available	\$	157.15		

# Ft. Bend County, TX (NASPO)

Effective 10/01/2022, Expires 09/30/2023

G0008881

Base Price Book Date: April 01, 2022

Net Prices in RED

Product Code	Tire Type	Brand	Tire Line	Size and Description	Size	Item Status	Gov't Base Price Book		FET # applicable	
							Date:	Discounted Agency Price		
							4/1/2022			
407938374	Passenger	Goodyear	Assurance All-Season	225/55R18 91V SL ASSURANCE ALL-SEASON	224/55R18	Available	\$	195.56	\$101.80	\$
40772374	Passenger	Goodyear	Assurance All-Season	225/50R17 94V SL ASSURANCE ALL-SEASON	225/50R17	Available	\$	191.13	\$99.33	\$
407165374	Passenger	Goodyear	Assurance All-Season	225/55R16 95H SL ASSURANCE ALL-SEASON	225/55R16	Available	\$	187.04	\$84.28	\$
407126374	Passenger	Goodyear	Assurance All-Season	225/55R17 97T SL ASSURANCE ALL-SEASON	225/55R17	Available	\$	202.52	\$105.31	\$
407867374	Passenger	Goodyear	Assurance All-Season	225/55R18 98H SL ASSURANCE ALL-SEASON	225/55R18	Available	\$	211.49	\$109.87	\$
407930374	Passenger	Goodyear	Assurance All-Season	225/55R19 99V SL ASSURANCE ALL-SEASON	225/55R19	Available	\$	280.02	\$136.21	\$
40772374	Passenger	Goodyear	Assurance All-Season	225/60R17 99T SL ASSURANCE ALL-SEASON	225/60R17	Available	\$	194.75	\$101.27	\$
407795374	Passenger	Goodyear	Assurance All-Season	225/60R18 100H SL ASSURANCE ALL-SEASON	225/60R18	Available	\$	199.41	\$103.99	\$
407786374	Passenger	Goodyear	Assurance All-Season	225/65R16 100T SL ASSURANCE ALL-SEASON	225/65R16	Available	\$	156.18	\$82.28	\$
407798374	Passenger	Goodyear	Assurance All-Season	225/70R16 103T SL ASSURANCE ALL-SEASON	225/70R16	Available	\$	185.31	\$86.96	\$
407951374	Passenger	Goodyear	Assurance All-Season	235/45R18 94V SL ASSURANCE ALL-SEASON	235/45R18	Available	\$	242.65	\$126.18	\$
407904374	Passenger	Goodyear	Assurance All-Season	235/50R18 97H SL ASSURANCE ALL-SEASON	235/50R18	Available	\$	229.20	\$119.18	\$
407939374	Passenger	Goodyear	Assurance All-Season	235/55R17 99T SL ASSURANCE ALL-SEASON	235/55R17	Available	\$	198.71	\$102.29	\$
407915374	Passenger	Goodyear	Assurance All-Season	235/55R18 100H SL ASSURANCE ALL-SEASON	235/55R18	Available	\$	238.67	\$123.07	\$
407924374	Passenger	Goodyear	Assurance All-Season	235/55R19 101H SL ASSURANCE ALL-SEASON	235/55R19	Available	\$	272.95	\$141.64	\$
407784374	Passenger	Goodyear	Assurance All-Season	235/60R16 100T SL ASSURANCE ALL-SEASON	235/60R16	Available	\$	186.68	\$86.68	\$
407223374	Passenger	Goodyear	Assurance All-Season	235/60R17 102T SL ASSURANCE ALL-SEASON	235/60R17	Available	\$	199.93	\$103.98	\$
407815374	Passenger	Goodyear	Assurance All-Season	235/65R16 103T SL ASSURANCE ALL-SEASON	235/65R16	Available	\$	229.20	\$119.18	\$
407207374	Passenger	Goodyear	Assurance All-Season	235/65R17 104T SL ASSURANCE ALL-SEASON	235/65R17	Available	\$	176.15	\$91.08	\$
407722374	Passenger	Goodyear	Assurance All-Season	235/65R18 105H SL ASSURANCE ALL-SEASON	235/65R18	Available	\$	207.88	\$108.18	\$
407885374	Passenger	Goodyear	Assurance All-Season	235/70R18 107H SL ASSURANCE ALL-SEASON	235/70R18	Available	\$	233.57	\$121.49	\$
407866374	Passenger	Goodyear	Assurance All-Season	245/50R18 95V SL ASSURANCE ALL-SEASON	245/50R18	Available	\$	186.42	\$86.94	\$
407005374	Passenger	Goodyear	Assurance All-Season	245/50R20 102H SL ASSURANCE ALL-SEASON	245/50R20	Available	\$	205.13	\$117.87	\$
407870374	Passenger	Goodyear	Assurance All-Season	245/50R20 103H SL ASSURANCE ALL-SEASON	245/50R20	Available	\$	246.82	\$128.24	\$
407971374	Passenger	Goodyear	Assurance All-Season	245/55R19 103V SL ASSURANCE ALL-SEASON	245/55R19	Available	\$	261.82	\$130.84	\$
407819374	Passenger	Goodyear	Assurance All-Season	245/60R18 105H SL ASSURANCE ALL-SEASON	245/60R18	Available	\$	247.31	\$129.60	\$
407006374	Passenger	Goodyear	Assurance All-Season	255/50R20 105H SL ASSURANCE ALL-SEASON	255/50R20	Available	\$	280.25	\$136.33	\$
413524582	Passenger	Goodyear	Assurance ComfortDrive	205/55R16 91H SL ASSURANCE COMFORTDRIVE	205/55R16	Available	\$	193.65	\$100.70	\$
413570582	Passenger	Goodyear	Assurance ComfortDrive	205/60R16 92V SL ASSURANCE COMFORTDRIVE	205/60R16	Available	\$	191.75	\$99.71	\$
413780582	Passenger	Goodyear	Assurance ComfortDrive	205/65R16 95H SL ASSURANCE COMFORTDRIVE	205/65R16	Available	\$	192.30	\$100.00	\$
413032582	Passenger	Goodyear	Assurance ComfortDrive	215/45R17 87V SL ASSURANCE COMFORTDRIVE	215/45R17	Available	\$	231.60	\$120.43	\$
413941582	Passenger	Goodyear	Assurance ComfortDrive	215/50R17 89V SL ASSURANCE COMFORTDRIVE	215/50R17	Available	\$	230.20	\$119.70	\$
413507582	Passenger	Goodyear	Assurance ComfortDrive	215/55R16 97H SL ASSURANCE COMFORTDRIVE	215/55R16	Available	\$	195.10	\$101.45	\$
413340582	Passenger	Goodyear	Assurance ComfortDrive	215/55R18 94V SL ASSURANCE COMFORTDRIVE	215/55R18	Available	\$	229.75	\$119.47	\$
413810582	Passenger	Goodyear	Assurance ComfortDrive	215/55R18 95H SL ASSURANCE COMFORTDRIVE	215/55R18	Available	\$	262.66	\$136.58	\$
413571582	Passenger	Goodyear	Assurance ComfortDrive	215/60R18 95V SL ASSURANCE COMFORTDRIVE	215/60R18	Available	\$	194.50	\$101.14	\$
413546582	Passenger	Goodyear	Assurance ComfortDrive	215/60R18 96H SL ASSURANCE COMFORTDRIVE	215/60R18	Available	\$	229.00	\$119.08	\$
413002582	Passenger	Goodyear	Assurance ComfortDrive	215/65R18 98V SL ASSURANCE COMFORTDRIVE	215/65R18	Available	\$	198.75	\$102.31	\$
413573582	Passenger	Goodyear	Assurance ComfortDrive	225/45R17 91V SL ASSURANCE COMFORTDRIVE	225/45R17	Available	\$	243.95	\$126.85	\$
413017582	Passenger	Goodyear	Assurance ComfortDrive	225/45R18 95V SL ASSURANCE COMFORTDRIVE	225/45R18	Available	\$	262.20	\$136.34	\$
413505582	Passenger	Goodyear	Assurance ComfortDrive	225/50R17 94V SL ASSURANCE COMFORTDRIVE	225/50R17	Available	\$	248.20	\$128.02	\$
413502582	Passenger	Goodyear	Assurance ComfortDrive	225/50R18 95V SL ASSURANCE COMFORTDRIVE	225/50R18	Available	\$	281.80	\$146.54	\$
413033582	Passenger	Goodyear	Assurance ComfortDrive	225/55R17 97V SL ASSURANCE COMFORTDRIVE	225/55R17	Available	\$	247.05	\$128.47	\$
413013582	Passenger	Goodyear	Assurance ComfortDrive	225/55R18 99V SL ASSURANCE COMFORTDRIVE	225/55R18	Available	\$	283.15	\$136.84	\$
413019582	Passenger	Goodyear	Assurance ComfortDrive	225/55R19 99V SL ASSURANCE COMFORTDRIVE	225/55R19	Available	\$	315.95	\$164.29	\$
413025582	Passenger	Goodyear	Assurance ComfortDrive	225/60R17 98H SL ASSURANCE COMFORTDRIVE	225/60R17	Available	\$	248.70	\$129.32	\$
413369582	Passenger	Goodyear	Assurance ComfortDrive	225/60R18 100H SL ASSURANCE COMFORTDRIVE	225/60R18	Available	\$	254.50	\$132.34	\$
413517582	Passenger	Goodyear	Assurance ComfortDrive	225/65R17 102H SL ASSURANCE COMFORTDRIVE	225/65R17	Available	\$	236.80	\$123.19	\$
413021582	Passenger	Goodyear	Assurance ComfortDrive	235/40R19 86V SL ASSURANCE COMFORTDRIVE	235/40R19	Available	\$	290.58	\$151.09	\$
413871582	Passenger	Goodyear	Assurance ComfortDrive	235/45R18 94V SL ASSURANCE COMFORTDRIVE	235/45R18	Available	\$	276.00	\$143.60	\$
413025582	Passenger	Goodyear	Assurance ComfortDrive	235/45R19 95V SL ASSURANCE COMFORTDRIVE	235/45R19	Available	\$	290.46	\$151.03	\$
413018582	Passenger	Goodyear	Assurance ComfortDrive	235/50R18 97V SL ASSURANCE COMFORTDRIVE	235/50R18	Available	\$	289.15	\$150.98	\$
413024582	Passenger	Goodyear	Assurance ComfortDrive	235/50R19 99V SL ASSURANCE COMFORTDRIVE	235/50R19	Available	\$	291.95	\$151.81	\$
413495582	Passenger	Goodyear	Assurance ComfortDrive	235/55R17 99H SL ASSURANCE COMFORTDRIVE	235/55R17	Available	\$	264.40	\$137.49	\$
413496582	Passenger	Goodyear	Assurance ComfortDrive	235/55R18 100V SL ASSURANCE COMFORTDRIVE	235/55R18	Available	\$	294.75	\$153.27	\$
413965582	Passenger	Goodyear	Assurance ComfortDrive	235/55R19 101V SL ASSURANCE COMFORTDRIVE	235/55R19	Available	\$	294.70	\$153.24	\$
413027582	Passenger	Goodyear	Assurance ComfortDrive	235/55R20 102V SL ASSURANCE COMFORTDRIVE	235/55R20	Available	\$	299.55	\$155.77	\$
413489582	Passenger	Goodyear	Assurance ComfortDrive	235/60R17 101H SL ASSURANCE COMFORTDRIVE	235/60R17	Available	\$	252.85	\$131.33	\$
413065582	Passenger	Goodyear	Assurance ComfortDrive	235/60R18 103V SL ASSURANCE COMFORTDRIVE	235/60R18	Available	\$	281.40	\$148.33	\$
413188582	Passenger	Goodyear	Assurance ComfortDrive	235/65R17 104H SL ASSURANCE COMFORTDRIVE	235/65R17	Available	\$	262.50	\$136.50	\$
413011582	Passenger	Goodyear	Assurance ComfortDrive	235/65R18 106V SL ASSURANCE COMFORTDRIVE	235/65R18	Available	\$	280.45	\$151.03	\$
413027582	Passenger	Goodyear	Assurance ComfortDrive	245/45R17 89V SL ASSURANCE COMFORTDRIVE	245/45R17	Available	\$	276.50	\$143.76	\$
413010582	Passenger	Goodyear	Assurance ComfortDrive	245/45R18 100V SL ASSURANCE COMFORTDRIVE	245/45R18	Available	\$	327.35	\$170.22	\$
413017582	Passenger	Goodyear	Assurance ComfortDrive	245/50R20 102V SL ASSURANCE COMFORTDRIVE	245/50R20	Available	\$	301.80	\$156.94	\$
413014582	Passenger	Goodyear	Assurance ComfortDrive	245/55R16 103V SL ASSURANCE COMFORTDRIVE	245/55R16	Available	\$	293.35	\$152.54	\$
413012582	Passenger	Goodyear	Assurance ComfortDrive	245/60R18 105V SL ASSURANCE COMFORTDRIVE	245/60R18	Available	\$	294.35	\$153.06	\$
413028582	Passenger	Goodyear	Assurance ComfortDrive	255/40R19 100V SL ASSURANCE COMFORTDRIVE	255/40R19	Available	\$	344.60	\$179.35	\$
413015582	Passenger	Goodyear	Assurance ComfortDrive	255/45R20 105V SL ASSURANCE COMFORTDRIVE	255/45R20	Available	\$	312.10	\$162.20	\$
413037582	Passenger	Goodyear	Assurance ComfortDrive	255/50R19 107V SL ASSURANCE COMFORTDRIVE	255/50R19	Available	\$	340.85	\$177.24	\$
413282582	Passenger	Goodyear	Assurance ComfortDrive	265/50R20 109V SL ASSURANCE COMFORTDRIVE	265/50R20	Available	\$	300.35	\$156.18	\$
413090374	Passenger	Goodyear	Assurance ComfTred Tour	185/60R16 89H SL ASSURANCE COMFTRD TOURING	185/60R16	Available	\$	294.35	\$153.06	\$
413382374	Passenger	Goodyear	Assurance ComfTred Tour	185/65R16 91H SL ASSURANCE COMFTRD TOURING	185/65R16	Discontinued	\$	154.69	\$80.37	\$
413509374	Passenger	Goodyear	Assurance ComfTred Tour	185/65R17 94V SL ASSURANCE COMFTRD TOURING	185/65R17	Discontinued	\$	163.18	\$84.86	\$
413379374	Passenger	Goodyear	Assurance ComfTred Tour	185/65R18 95H SL ASSURANCE COMFTRD TOURING	185/65R18	Discontinued	\$	205.24	\$108.72	\$
413502374	Passenger	Goodyear	Assurance ComfTred Tour	185/65R17 97V SL ASSURANCE COMFTRD TOURING	185/65R17	Discontinued	\$	194.06	\$100.91	\$
413407374	Passenger	Goodyear	Assurance ComfTred Tour	185/65R18 99H SL ASSURANCE COMFTRD TOURING	185/65R18	Discontinued	\$	218.11	\$112.38	\$
413486374	Passenger	Goodyear	Assurance ComfTred Tour	225/60R16 100H SL ASSURANCE COMFTRD TOURING	225/60R16	Discontinued	\$	198.25	\$98.82	\$
413488374	Passenger	Goodyear	Assurance ComfTred Tour	235/60R17 102H SL ASSURANCE COMFTRD TOURING	235/60R17	Discontinued	\$	228.50	\$118.92	\$
413207374	Passenger	Goodyear	Assurance ComfTred Tour	235/65R16 103T SL ASSURANCE COMFTRD TOURING	235/65R16	Discontinued	\$	207.33	\$107.81	\$
413499374	Passenger	Goodyear	Assurance ComfTred Tour	235/65R18 105H SL ASSURANCE COMFTRD TOURING	235/65R18	Discontinued	\$	180.10	\$83.25	\$
413487374	Passenger	Goodyear	Assurance ComfTred Tour	235/65R17 99H SL ASSURANCE COMFTRD TOURING	235/65R17	Discontinued	\$	215.00	\$111.80	\$
681030582	Passenger	Goodyear	Assurance Finesse	215/50R18 92H SL ASSURANCE FINESSE	215/50R18	Available	\$	158.42	\$82.38	\$
681213582	Passenger	Goodyear	Assurance Finesse	215/55R17 94H SL ASSURANCE FINESSE	215/55R17	Available	\$	210.78	\$109.61	\$
681875582	Passenger	Goodyear	Assurance Finesse	215/65R17 99H SL ASSURANCE FINESSE	215/65R17	Discontinued	\$	128.75	\$69.95	\$
681028582	Passenger	Goodyear	Assurance Finesse	225/55R17 97H SL ASSURANCE FINESSE	225/55R17	Available	\$	218.44	\$113.59	\$
681800582	Passenger	Goodyear	Assurance Finesse	235/55R18 100H SL ASSURANCE FINESSE	235/55R18	Discontinued	\$	249.80	\$129.90	\$
681019630	Passenger	Goodyear	Assurance Finesse	235/55R19 101H SL ASSURANCE FINESSE	235/55R19	Available	\$	280.14	\$145.87	\$
681819566	Passenger	Goodyear	Assurance Finesse	245/60R18 105H SL ASSURANCE FINESSE	245/60R18	Available	\$	202.65	\$105.38	\$
681004566	Passenger	Goodyear	Assurance Finesse	255/50R20 105H SL ASSURANCE FINESSE	255/50R20	Available	\$	218.35	\$113.54	\$
681034566	Passenger	Goodyear	Assurance Finesse	225/65R17 102H SL ASSURANCE FINESSE	225/65R17	Available	\$	233.75	\$121.55	\$
681805666	Passenger	Goodyear	Assurance Finesse	225/55R18 98V ASSURANCE FINESSE	225/55R18	Available	\$	235.00	\$122.20	\$
691040566	Passenger	Goodyear	Assurance Finesse	235/55R18 100H SL ASSURANCE FINESSE	235/55R18	Available	\$	249.80	\$129.90	\$
738520571	Passenger	Goodyear	Assurance Fuel Max	175/60R16 82H SL ASSURANCE FUEL MAX TL	175/60R16	Available	\$	232.07	\$120.68	\$
738514571	Passenger	Goodyear	Assurance Fuel Max	205/55R16 91H SL ASSURANCE FUEL MAX TL	205/55R16	Available	\$	206.85	\$107.04	\$
738003571	Passenger	Goodyear	Assurance Fuel Max	205/65R16 95H SL ASSURANCE FUEL MAX TL	205/65R16	Available	\$	167.80	\$87.26	\$
738002571	Passenger	Goodyear	Assurance Fuel Max	205/65R16 95H SL ASSURANCE FUEL MAX TL	205/65R16	Available	\$	162.15	\$84.32	\$
73875571	Passenger	Goodyear	Assurance Fuel Max	215/55R17 94V SL ASSURANCE FUEL MAX TL	215/55R17	Available	\$	242.19	\$126.94	\$
73875471	Passenger	Goodyear	Assurance Fuel							

# Ft. Bend County, TX (NASPO)

Effective 10/01/2022, Expires 09/30/2023

G000861

Base Price Book Date: April 01, 2022

Net Prices In RED

Product Code	Tire Type	Brand	Tire Line	Size and Description	Size	Item Status	Gov't Base Price Book Date: 4/1/2022	Discounted Agency Price	FET # applicable
11053545	Passenger	Goodyear	Assurance MaxLife	205/60R16 92V SL ASSURANCE MAXLIFE VSB	205/60R16	Available	\$ 187.33	\$87.01	\$ -
11078045	Passenger	Goodyear	Assurance MaxLife	205/65R16 95H SL ASSURANCE MAXLIFE VSB	205/65R16	Available	\$ 173.54	\$80.24	\$ -
11054745	Passenger	Goodyear	Assurance MaxLife	215/45R17 87V SL ASSURANCE MAXLIFE VSB	215/45R17	Available	\$ 226.14	\$119.15	\$ -
11057745	Passenger	Goodyear	Assurance MaxLife	215/50R17 95V SL ASSURANCE MAXLIFE VSB	215/50R17	Available	\$ 222.93	\$116.92	\$ -
11051545	Passenger	Goodyear	Assurance MaxLife	215/55R16 93H SL ASSURANCE MAXLIFE VSB	215/55R16	Discontinued	\$ 176.95	\$92.01	\$ -
11050745	Passenger	Goodyear	Assurance MaxLife	215/55R16 97H SL ASSURANCE MAXLIFE VSB	215/55R16	Available	\$ 186.15	\$98.36	\$ -
11034045	Passenger	Goodyear	Assurance MaxLife	215/55R17 94V SL ASSURANCE MAXLIFE VSB	215/55R17	Available	\$ 210.80	\$109.61	\$ -
11032345	Passenger	Goodyear	Assurance MaxLife	215/60R17 96H SL ASSURANCE MAXLIFE VSB	215/60R17	Available	\$ 202.23	\$108.18	\$ -
11054545	Passenger	Goodyear	Assurance MaxLife	215/70R16 100H SL ASSURANCE MAXLIFE VSB	215/70R16	Available	\$ 217.36	\$113.02	\$ -
11056745	Passenger	Goodyear	Assurance MaxLife	225/45R17 91V SL ASSURANCE MAXLIFE VSB	225/45R17	Available	\$ 213.61	\$111.08	\$ -
11093845	Passenger	Goodyear	Assurance MaxLife	225/45R18 91V SL ASSURANCE MAXLIFE VSB	225/45R18	Available	\$ 212.92	\$110.72	\$ -
11082645	Passenger	Goodyear	Assurance MaxLife	225/50R17 94V SL ASSURANCE MAXLIFE VSB	225/50R17	Available	\$ 222.64	\$116.77	\$ -
11050245	Passenger	Goodyear	Assurance MaxLife	225/55R17 97V SL ASSURANCE MAXLIFE VSB	225/55R17	Available	\$ 234.37	\$121.87	\$ -
11093545	Passenger	Goodyear	Assurance MaxLife	225/55R18 98H SL ASSURANCE MAXLIFE VSB	225/55R18	Available	\$ 234.03	\$121.69	\$ -
11062045	Passenger	Goodyear	Assurance MaxLife	225/55R19 99V SL ASSURANCE MAXLIFE VSB	225/55R19	Available	\$ 294.98	\$153.39	\$ -
11040745	Passenger	Goodyear	Assurance MaxLife	225/60R16 98H SL ASSURANCE MAX FE VSB	225/60R16	Available	\$ 176.09	\$91.06	\$ -
11097945	Passenger	Goodyear	Assurance MaxLife	225/60R17 99H SL ASSURANCE MAXLIFE VSB	225/60R17	Available	\$ 234.37	\$121.87	\$ -
11069545	Passenger	Goodyear	Assurance MaxLife	225/60R18 100H SL ASSURANCE MAXLIFE VSB	225/60R18	Available	\$ 230.29	\$119.75	\$ -
11094045	Passenger	Goodyear	Assurance MaxLife	235/40R18 91V SL ASSURANCE MAXLIFE VSB	235/40R18	Available	\$ 237.89	\$123.78	\$ -
11091845	Passenger	Goodyear	Assurance MaxLife	235/40R19 96V SL ASSURANCE MAXLIFE VSB	235/40R19	Available	\$ 269.88	\$140.23	\$ -
11096645	Passenger	Goodyear	Assurance MaxLife	235/45R17 94V SL ASSURANCE MAXLIFE VSB	235/45R17	Available	\$ 248.92	\$129.44	\$ -
11093645	Passenger	Goodyear	Assurance MaxLife	235/45R18 94V SL ASSURANCE MAXLIFE VSB	235/45R18	Available	\$ 256.82	\$133.03	\$ -
11095545	Passenger	Goodyear	Assurance MaxLife	235/50R17 95H SL ASSURANCE MAXLIFE VSB	235/50R17	Available	\$ 248.81	\$128.39	\$ -
11097845	Passenger	Goodyear	Assurance MaxLife	235/50R17 99H SL ASSURANCE MAXLIFE VSB	235/50R17	Available	\$ 214.99	\$111.80	\$ -
11092845	Passenger	Goodyear	Assurance MaxLife	235/50R18 97H SL ASSURANCE MAXLIFE VSB	235/50R18	Available	\$ 265.85	\$138.14	\$ -
11093245	Passenger	Goodyear	Assurance MaxLife	235/50R19 99V SL ASSURANCE MAXLIFE VSB	235/50R19	Available	\$ 288.02	\$149.77	\$ -
11091945	Passenger	Goodyear	Assurance MaxLife	235/55R17 99H SL ASSURANCE MAXLIFE VSB	235/55R17	Available	\$ 231.04	\$120.14	\$ -
11049645	Passenger	Goodyear	Assurance MaxLife	235/55R18 100V SL ASSURANCE MAXLIFE VSB	235/55R18	Available	\$ 284.61	\$147.98	\$ -
11088345	Passenger	Goodyear	Assurance MaxLife	235/55R19 101V SL ASSURANCE MAXLIFE VSB	235/55R19	Available	\$ 287.39	\$148.44	\$ -
11092845	Passenger	Goodyear	Assurance MaxLife	235/55R20 102V SL ASSURANCE MAXLIFE VSB	235/55R20	Available	\$ 276.62	\$143.79	\$ -
11048845	Passenger	Goodyear	Assurance MaxLife	235/60R17 102H SL ASSURANCE MAXLIFE VSB	235/60R17	Available	\$ 237.36	\$123.43	\$ -
11093445	Passenger	Goodyear	Assurance MaxLife	235/60R18 103V SL ASSURANCE MAXLIFE VSB	235/60R18	Available	\$ 275.54	\$143.28	\$ -
11018845	Passenger	Goodyear	Assurance MaxLife	235/65R17 104H SL ASSURANCE MAXLIFE VSB	235/65R17	Available	\$ 242.26	\$126.97	\$ -
11022245	Passenger	Goodyear	Assurance MaxLife	235/65R18 106V SL ASSURANCE MAXLIFE VSB	235/65R18	Available	\$ 273.47	\$142.20	\$ -
11092745	Passenger	Goodyear	Assurance MaxLife	245/50R20 102V SL ASSURANCE MAXLIFE VSB	245/50R20	Available	\$ 278.88	\$146.02	\$ -
11097145	Passenger	Goodyear	Assurance MaxLife	245/55R19 104V SL ASSURANCE MAXLIFE VSB	245/55R19	Available	\$ 278.46	\$145.31	\$ -
11081945	Passenger	Goodyear	Assurance MaxLife	245/60R18 105H SL ASSURANCE MAXLIFE VSB	245/60R18	Available	\$ 277.04	\$144.08	\$ -
11002545	Passenger	Goodyear	Assurance MaxLife	255/50R20 105H SL ASSURANCE MAXLIFE VSB	255/50R20	Available	\$ 283.10	\$147.21	\$ -
11093945	Passenger	Goodyear	Assurance MaxLife	255/55R20 107H SL ASSURANCE MAXLIFE VSB	255/55R20	Available	\$ 278.45	\$145.31	\$ -
11095745	Passenger	Goodyear	Assurance MaxLife	265/60R18 110H SL ASSURANCE MAXLIFE VSB	265/60R18	Available	\$ 278.68	\$145.43	\$ -
11093845	Passenger	Goodyear	Assurance MaxLife	P215/55R18 94H SL ASSURANCE MAXLIFE VSB	P215/55R18	Available	\$ 245.41	\$127.81	\$ -
11094345	Passenger	Goodyear	Assurance MaxLife	P215/55R17 98V SL ASSURANCE MAXLIFE VSB	P215/55R17	Available	\$ 208.20	\$107.22	\$ -
11093245	Passenger	Goodyear	Assurance MaxLife	P255/60R19 106H SL ASSURANCE MAXLIFE VSB	P255/60R19	Available	\$ 277.38	\$144.24	\$ -
76782037	Passenger	Goodyear	Assurance WeatherReady	195/65R16 87H SL ASSURANCE WEATHERREADY	195/65R16	Available	\$ 208.68	\$106.84	\$ -
76748937	Passenger	Goodyear	Assurance WeatherReady	195/65R15 91H SL ASSURANCE WEATHERREADY	195/65R15	Available	\$ 182.40	\$94.85	\$ -
76752437	Passenger	Goodyear	Assurance WeatherReady	205/55R16 91H SL ASSURANCE WEATHERREADY	205/55R16	Available	\$ 199.80	\$103.90	\$ -
76757037	Passenger	Goodyear	Assurance WeatherReady	205/60R16 92V SL ASSURANCE WEATHERREADY	205/60R16	Available	\$ 195.80	\$103.56	\$ -
76780537	Passenger	Goodyear	Assurance WeatherReady	205/65R16 95H SL ASSURANCE WEATHERREADY	205/65R16	Available	\$ 199.15	\$103.77	\$ -
76766637	Passenger	Goodyear	Assurance WeatherReady	215/45R17 87V SL ASSURANCE WEATHERREADY	215/45R17	Available	\$ 247.85	\$129.78	\$ -
76767037	Passenger	Goodyear	Assurance WeatherReady	215/50R17 95V SL ASSURANCE WEATHERREADY	215/50R17	Available	\$ 242.30	\$128.00	\$ -
76734037	Passenger	Goodyear	Assurance WeatherReady	215/55R16 97H SL ASSURANCE WEATHERREADY	215/55R16	Available	\$ 208.75	\$107.51	\$ -
76760737	Passenger	Goodyear	Assurance WeatherReady	215/55R17 94V SL ASSURANCE WEATHERREADY	215/55R17	Available	\$ 238.85	\$123.16	\$ -
76782937	Passenger	Goodyear	Assurance WeatherReady	215/55R18 96H SL ASSURANCE WEATHERREADY	215/55R18	Available	\$ 273.90	\$142.43	\$ -
76782537	Passenger	Goodyear	Assurance WeatherReady	215/60R16 99H SL ASSURANCE WEATHERREADY	215/60R16	Available	\$ 200.05	\$104.03	\$ -
76732237	Passenger	Goodyear	Assurance WeatherReady	215/60R17 96H SL ASSURANCE WEATHERREADY	215/60R17	Available	\$ 238.06	\$123.79	\$ -
76787437	Passenger	Goodyear	Assurance WeatherReady	215/65R16 98H SL ASSURANCE WEATHERREADY	215/65R16	Available	\$ 204.85	\$106.52	\$ -
76787537	Passenger	Goodyear	Assurance WeatherReady	215/65R17 99H SL ASSURANCE WEATHERREADY	215/65R17	Available	\$ 238.30	\$124.44	\$ -
76782537	Passenger	Goodyear	Assurance WeatherReady	215/70R16 100T SL ASSURANCE WEATHERREADY	215/70R16	Available	\$ 251.46	\$130.75	\$ -
76790637	Passenger	Goodyear	Assurance WeatherReady	225/45R18 95V SL ASSURANCE WEATHERREADY	225/45R18	Available	\$ 269.78	\$140.27	\$ -
76727237	Passenger	Goodyear	Assurance WeatherReady	225/50R17 94V SL ASSURANCE WEATHERREADY	225/50R17	Available	\$ 269.50	\$140.14	\$ -
76753337	Passenger	Goodyear	Assurance WeatherReady	225/55R17 97H SL ASSURANCE WEATHERREADY	225/55R17	Available	\$ 251.10	\$130.57	\$ -
76789037	Passenger	Goodyear	Assurance WeatherReady	225/55R18 98V SL ASSURANCE WEATHERREADY	225/55R18	Available	\$ 278.05	\$144.59	\$ -
76740737	Passenger	Goodyear	Assurance WeatherReady	225/60R16 98H SL ASSURANCE WEATHERREADY	225/60R16	Available	\$ 211.05	\$109.75	\$ -
76736637	Passenger	Goodyear	Assurance WeatherReady	225/60R17 99H SL ASSURANCE WEATHERREADY	225/60R17	Available	\$ 258.05	\$134.71	\$ -
76736337	Passenger	Goodyear	Assurance WeatherReady	225/60R18 100H SL ASSURANCE WEATHERREADY	225/60R18	Available	\$ 274.65	\$142.77	\$ -
76751737	Passenger	Goodyear	Assurance WeatherReady	225/65R17 102H SL ASSURANCE WEATHERREADY	225/65R17	Available	\$ 248.25	\$128.06	\$ -
76737837	Passenger	Goodyear	Assurance WeatherReady	225/70R16 103T SL ASSURANCE WEATHERREADY	225/70R16	Available	\$ 243.95	\$128.88	\$ -
76781137	Passenger	Goodyear	Assurance WeatherReady	235/45R17 97V SL ASSURANCE WEATHERREADY	235/45R17	Available	\$ 291.05	\$151.35	\$ -
76787137	Passenger	Goodyear	Assurance WeatherReady	235/45R18 94V SL ASSURANCE WEATHERREADY	235/45R18	Available	\$ 289.30	\$150.44	\$ -
76798837	Passenger	Goodyear	Assurance WeatherReady	235/45R19 95V SL ASSURANCE WEATHERREADY	235/45R19	Available	\$ 289.12	\$150.54	\$ -
76797037	Passenger	Goodyear	Assurance WeatherReady	235/50R17 96V SL ASSURANCE WEATHERREADY	235/50R17	Available	\$ 241.95	\$126.81	\$ -
76787637	Passenger	Goodyear	Assurance WeatherReady	235/50R18 97V SL ASSURANCE WEATHERREADY	235/50R18	Available	\$ 284.70	\$153.24	\$ -
76711037	Passenger	Goodyear	Assurance WeatherReady	235/50R19 99V SL ASSURANCE WEATHERREADY	235/50R19	Available	\$ 311.25	\$161.85	\$ -
76718137	Passenger	Goodyear	Assurance WeatherReady	235/55R17 99H SL ASSURANCE WEATHERREADY	235/55R17	Available	\$ 275.70	\$143.36	\$ -
76767737	Passenger	Goodyear	Assurance WeatherReady	235/55R18 100V SL ASSURANCE WEATHERREADY	235/55R18	Available	\$ 305.80	\$159.07	\$ -
76796337	Passenger	Goodyear	Assurance WeatherReady	235/55R20 102V SL ASSURANCE WEATHERREADY	235/55R20	Available	\$ 305.75	\$158.99	\$ -
76788437	Passenger	Goodyear	Assurance WeatherReady	235/60R17 102H SL ASSURANCE WEATHERREADY	235/60R17	Available	\$ 308.35	\$158.78	\$ -
76781537	Passenger	Goodyear	Assurance WeatherReady	235/60R18 103H SL ASSURANCE WEATHERREADY	235/60R18	Available	\$ 288.25	\$134.28	\$ -
76718837	Passenger	Goodyear	Assurance WeatherReady	235/65R17 104H SL ASSURANCE WEATHERREADY	235/65R17	Available	\$ 302.10	\$157.09	\$ -
76788537	Passenger	Goodyear	Assurance WeatherReady	235/65R18 106H SL ASSURANCE WEATHERREADY	235/65R18	Available	\$ 287.89	\$139.28	\$ -
76701437	Passenger	Goodyear	Assurance WeatherReady	235/65R18 108H SL ASSURANCE WEATHERREADY	235/65R18	Available	\$ 299.58	\$155.77	\$ -
76770437	Passenger	Goodyear	Assurance WeatherReady	245/45R18 100V XL ASSURANCE WEATHERREADY	245/45R18	Available	\$ 330.88	\$172.04	\$ -
76787037	Passenger	Goodyear	Assurance WeatherReady	245/50R20 102H SL ASSURANCE WEATHERREADY	245/50R20	Available	\$ 328.70	\$170.92	\$ -
76780037	Passenger	Goodyear	Assurance WeatherReady	245/55R19 103H SL ASSURANCE WEATHERREADY	245/55R19	Available	\$ 311.10	\$161.77	\$ -
76781037	Passenger	Goodyear	Assurance WeatherReady	245/60R18 107H SL ASSURANCE WEATHERREADY	245/60R18	Available	\$ 316.88	\$164.66	\$ -
76790537	Passenger	Goodyear	Assurance WeatherReady	255/50R19 107H XL ASSURANCE WEATHERREADY	255/50R19	Available	\$ 356.60	\$185.43	\$ -
76797037	Passenger	Goodyear	Assurance WeatherReady	255/50R20 109V XL ASSURANCE WEATHERREADY	255/50R20	Available	\$ 306.65	\$159.46	\$ -
76790337	Passenger	Goodyear	Assurance WeatherReady	255/55R18 109V XL ASSURANCE WEATHERREADY	255/55R18	Available	\$ 344.50	\$178.14	\$ -
76789137	Passenger	Goodyear	Assurance WeatherReady	255/55R20 110H XL ASSURANCE WEATHERREADY	255/55R20	Available	\$ 314.40	\$163.49	\$ -
76789237	Passenger	Goodyear	Assurance WeatherReady	255/60R19 109H SL ASSURANCE WEATHERREADY	255/60R19	Available	\$ 306.75	\$159.51	\$ -
76788437	Passenger	Goodyear	Assurance WeatherReady	255/65R18 111T SL ASSURANCE WEATHERREADY	255/65R18	Available	\$ 321.45	\$167.15	\$ -
76795737	Passenger	Goodyear	Assurance WeatherReady	265/60R18 110H SL ASSURANCE WEATHERREADY	265/60R18	Available	\$ 317.45	\$165.07	\$ -
10404390	Passenger	Goodyear	Eag. Fl. Asym A/S R/F	245/40R20 85V E					

Ft. Bend County, TX (NASPO)

Effective 10/01/2022, Expires 09/30/2023

0000661

Base Price Book Date: April 01, 2022

Net Prices in RED

Product Code	Tire Type	Brand	Tire Line	Size and Description	Size	Item Status	Gov't Base Price Book	Discounted Agency Price	FET if applicable
							Date: 4/1/2022		
104009566	Passenger	Goodyear	Eagle Exhilarate	245/40ZR18 XL 95Y EAGLE EXHILARATE	245/40ZR18	Available	\$ 273.19	\$142.00	\$ -
104036566	Passenger	Goodyear	Eagle Exhilarate	245/35R19 XL 93Y EAGLE EXHILARATE	245/35R19	Available	\$ 330.28	\$171.75	\$ -
104010566	Passenger	Goodyear	Eagle Exhilarate	245/35ZR18 XL 92Y EAGLE EXHILARATE	245/35ZR18	Available	\$ 278.80	\$143.31	\$ -
104011566	Passenger	Goodyear	Eagle Exhilarate	245/40ZR18 XL 97Y EAGLE EXHILARATE	245/40ZR18	Available	\$ 277.73	\$144.42	\$ -
104012566	Passenger	Goodyear	Eagle Exhilarate	245/40ZR19 XL 97Y EAGLE EXHILARATE	245/40ZR19	Available	\$ 323.55	\$188.25	\$ -
104013566	Passenger	Goodyear	Eagle Exhilarate	245/40ZR20 XL 99Y EAGLE EXHILARATE	245/40ZR20	Available	\$ 359.49	\$186.03	\$ -
104014566	Passenger	Goodyear	Eagle Exhilarate	245/45ZR17 XL 99Y EAGLE EXHILARATE	245/45ZR17	Available	\$ 251.46	\$130.76	\$ -
104015566	Passenger	Goodyear	Eagle Exhilarate	245/45ZR18 XL 100Y EAGLE EXHILARATE	245/45ZR18	Available	\$ 269.62	\$140.20	\$ -
104016566	Passenger	Goodyear	Eagle Exhilarate	245/45ZR19 XL 102Y EAGLE EXHILARATE	245/45ZR19	Available	\$ 326.04	\$170.66	\$ -
104017566	Passenger	Goodyear	Eagle Exhilarate	245/45ZR20 XL 103Y EAGLE EXHILARATE	245/45ZR20	Available	\$ 335.51	\$174.47	\$ -
104039566	Passenger	Goodyear	Eagle Exhilarate	245/50ZR19 XL 105W EAGLE EXHILARATE	245/50ZR19	Available	\$ 322.06	\$167.47	\$ -
104018566	Passenger	Goodyear	Eagle Exhilarate	255/35ZR18 XL 94Y EAGLE EXHILARATE	255/35ZR18	Available	\$ 323.55	\$166.26	\$ -
104019566	Passenger	Goodyear	Eagle Exhilarate	255/35ZR19 XL 96Y EAGLE EXHILARATE	255/35ZR19	Available	\$ 329.53	\$171.36	\$ -
104020566	Passenger	Goodyear	Eagle Exhilarate	255/40ZR18 XL 99Y EAGLE EXHILARATE	255/40ZR18	Available	\$ 282.10	\$151.89	\$ -
104021566	Passenger	Goodyear	Eagle Exhilarate	255/40ZR19 XL 100Y EAGLE EXHILARATE	255/40ZR19	Available	\$ 347.19	\$180.64	\$ -
104022566	Passenger	Goodyear	Eagle Exhilarate	255/45ZR19 XL 104Y EAGLE EXHILARATE	255/45ZR19	Available	\$ 385.47	\$190.04	\$ -
104023566	Passenger	Goodyear	Eagle Exhilarate	255/50ZR19 XL 107W EAGLE EXHILARATE	255/50ZR19	Available	\$ 376.98	\$187.07	\$ -
104024566	Passenger	Goodyear	Eagle Exhilarate	265/35ZR19 XL 98Y EAGLE EXHILARATE	265/35ZR19	Available	\$ 356.49	\$186.93	\$ -
104025566	Passenger	Goodyear	Eagle Exhilarate	265/35ZR20 XL 99Y EAGLE EXHILARATE	265/35ZR20	Available	\$ 468.86	\$243.80	\$ -
104026566	Passenger	Goodyear	Eagle Exhilarate	275/30ZR20 XL 97Y EAGLE EXHILARATE	275/30ZR20	Available	\$ 374.50	\$194.74	\$ -
104027566	Passenger	Goodyear	Eagle Exhilarate	275/35R19 XL 100Y EAGLE EXHILARATE	275/35R19	Available	\$ 350.64	\$182.33	\$ -
104028566	Passenger	Goodyear	Eagle Exhilarate	275/35ZR18 XL 97Y EAGLE EXHILARATE	275/35ZR18	Available	\$ 338.10	\$175.81	\$ -
104029566	Passenger	Goodyear	Eagle Exhilarate	275/40ZR18 XL 98Y EAGLE EXHILARATE	275/40ZR18	Available	\$ 350.52	\$182.27	\$ -
104030566	Passenger	Goodyear	Eagle Exhilarate	275/40ZR19 XL 100Y EAGLE EXHILARATE	275/40ZR19	Available	\$ 367.08	\$185.88	\$ -
104031566	Passenger	Goodyear	Eagle Exhilarate	275/40ZR20 XL 101Y EAGLE EXHILARATE	275/40ZR20	Available	\$ 371.61	\$183.18	\$ -
104032566	Passenger	Goodyear	Eagle Exhilarate	285/35ZR19 89Y EAGLE EXHILARATE	285/35ZR19	Available	\$ 374.96	\$194.58	\$ -
784044859	Passenger	Goodyear	Eagle F1 Asym 2	225/40R19 89Y XL EAGLE F1 ASYM2 R OF	225/40R19	Available	\$ 405.02	\$207.41	\$ -
784194348	Passenger	Goodyear	Eagle F1 Asym 2	285/35ZR20 88Y XL EAGLE F1 ASYM2 NO F	285/35ZR20	Available	\$ 605.77	\$283.00	\$ -
784764348	Passenger	Goodyear	Eagle F1 Asym 2	285/40R18 95Y XL EAGLE F1 ASYMMETRIC2	285/40R18	Available	\$ 191.26	\$99.45	\$ -
784168348	Passenger	Goodyear	Eagle F1 Asym 2	285/50R18 101W XL EAGLE F1 ASYMMETRIC2	285/50R18	Discontinued	\$ 274.38	\$142.66	\$ -
784140359	Passenger	Goodyear	Eagle F1 Asym 2	245/35R19 93Y XL EAG F1 ASYM2 MOE R OF	245/35R19	Available	\$ 492.48	\$250.89	\$ -
784318348	Passenger	Goodyear	Eagle F1 Asym 2	265/30R19 93Y XL EAGLE F1 ASYMMETRIC2	265/30R19	Available	\$ 336.61	\$175.03	\$ -
784066348	Passenger	Goodyear	Eagle F1 Asym 2	265/45ZR18 104Y XL EAGLE F1 ASYM2 NO R	265/45ZR18	Available	\$ 658.26	\$299.26	\$ -
784260348	Passenger	Goodyear	Eagle F1 Asym 2	275/30R19 96Y XL EAGLE F1 ASYMMETRIC2	275/30R19	Available	\$ 497.01	\$237.65	\$ -
784075348	Passenger	Goodyear	Eagle F1 Asym 2	285/35R19 99Y XL EAGLE F1 ASYMMETRIC2	285/35R19	Available	\$ 423.76	\$223.47	\$ -
783448888	Passenger	Goodyear	Eagle F1 Asym 3	225/35R19 88Y XL EAGLE F1 ASYMMETRIC 3	225/35R19	Available	\$ 318.87	\$169.71	\$ -
783300388	Passenger	Goodyear	Eagle F1 Asym 3	245/40ZR20 95Y EAGLE F1 ASYMMETRIC 3	245/40ZR20	Available	\$ 465.00	\$241.80	\$ -
783300385	Passenger	Goodyear	Eagle F1 Asym 3	245/40ZR20 95Y EAGLE F1 ASYMMETRIC3 R OF	245/40ZR20	Available	\$ 458.39	\$238.38	\$ -
783407388	Passenger	Goodyear	Eagle F1 Asym 3	265/35R22 102W EAGLE F1 ASYMMETRIC 3	265/35R22	Available	\$ 234.26	\$121.81	\$ -
783407894	Passenger	Goodyear	Eagle F1 Asym 3	265/35R22 102W EAGLE F1 ASYMMETRIC 3 SCT	265/35R22	Available	\$ 356.56	\$185.41	\$ -
783226572	Passenger	Goodyear	Eagle F1 Asym 3	265/40R20 104Y EAGLE F1 ASYM 3 AD	265/40R20	Available	\$ 341.26	\$177.48	\$ -
783137544	Passenger	Goodyear	Eagle F1 Asym 3	265/45R21 108Y XL EAGLE F1 ASYM 3 SUV AG	265/45R21	Available	\$ 526.20	\$274.88	\$ -
783400385	Passenger	Goodyear	Eagle F1 Asym 3	275/35ZR20 98Y EAGLE F1 ASYMMETRIC3 R OF	275/35ZR20	Available	\$ 463.74	\$241.14	\$ -
783411385	Passenger	Goodyear	Eagle F1 Asym 3	285/35R22 106W EAGLE F1 ASYMMETRIC 3	285/35R22	Available	\$ 233.57	\$121.46	\$ -
783411394	Passenger	Goodyear	Eagle F1 Asym 3	285/35R22 106W EAGLE F1 ASYMMETRIC3 SCT	285/35R22	Available	\$ 381.80	\$196.64	\$ -
783428385	Passenger	Goodyear	Eagle F1 Asym 3	285/35ZR19 99Y EAGLE F1 ASYMMETRIC3 R OF	285/35ZR19	Available	\$ 472.02	\$245.45	\$ -
783428385	Passenger	Goodyear	Eagle F1 Asym 3	285/35ZR19 99Y EAGLE F1 ASYMMETRIC3 R OF	285/35ZR19	Available	\$ 419.52	\$218.16	\$ -
783255385	Passenger	Goodyear	Eagle F1 Asym 3	285/30ZR20 92Y EAGLE F1 ASYMMETRIC3 R OF	285/30ZR20	Available	\$ 598.71	\$279.09	\$ -
783432385	Passenger	Goodyear	Eagle F1 Asym 3	285/35ZR19 99Y EAGLE F1 ASYMMETRIC3 R OF	285/35ZR19	Available	\$ 525.08	\$273.05	\$ -
783723385	Passenger	Goodyear	Eagle F1 Asym 3 R OF	275/30R20 97Y XL EFL ASYM3 R OF * RSC MOE	275/30R20	Available	\$ 670.39	\$346.80	\$ -
783152388	Passenger	Goodyear	Eagle F1 Asym 3	205/45R17 88W EAGLE F1 ASYM 3 STR MINI	205/45R17	Available	\$ 222.25	\$115.87	\$ -
783123388	Passenger	Goodyear	Eagle F1 Asym 3	245/35ZR20 95Y XL EAGLE F1 ASYM 3 NAO	245/35ZR20	Available	\$ 524.69	\$272.84	\$ -
783126388	Passenger	Goodyear	Eagle F1 Asym 3	305/30ZR21 104Y XL EAGLE F1 ASYM 3 NAO	305/30ZR21	Available	\$ 665.35	\$342.38	\$ -
783149385	Passenger	Goodyear	Eagle F1 Asym 3 R OF	205/40R18 85W EAGLE F1 ASYMMETRIC3 R OF	205/40R18	Available	\$ 308.03	\$163.77	\$ -
783100385	Passenger	Goodyear	Eagle F1 Asym 3 R OF	205/45R17 88W EAGLE F1 ASYMMETRIC3 R OF	205/45R17	Available	\$ 277.05	\$144.07	\$ -
783147385	Passenger	Goodyear	Eagle F1 Asym 3 R OF	225/40R20 94Y EAGLE F1 ASYM3 R OF STRASC	225/40R20	Available	\$ 474.68	\$246.82	\$ -
783153385	Passenger	Goodyear	Eagle F1 Asym 3 R OF	225/45R19 96W EAGLE F1 ASYM3 R OF STRASC	225/45R19	Available	\$ 448.37	\$232.11	\$ -
783863385	Passenger	Goodyear	Eagle F1 Asym 3 R OF	245/40R19 99Y EFL ASYM3 R OF * RSC MOE F	245/40R19	Available	\$ 440.97	\$229.30	\$ -
783406394	Passenger	Goodyear	Eagle F1 Asym 3 SCT	265/35R21 101Y EAGLE F1 ASYM 3 AD SCT	265/35R21	Available	\$ 482.08	\$250.68	\$ -
103001588	Passenger	Goodyear	Eagle F1 Asym 5	255/40R20 101W XL EAGLE F1 ASYM 5 NO	255/40R20	Available	\$ 383.00	\$188.76	\$ -
103007595	Passenger	Goodyear	Eagle F1 Asym 5	255/50R19 107Y XL EAGLE F1 ASYM 5 ST P	255/50R19	Available	\$ 619.28	\$270.03	\$ -
103002589	Passenger	Goodyear	Eagle F1 Asym 5 SCT	255/40R20 101W XL EAGLE F1 ASYM 5 SCT TD	255/40R20	Available	\$ 408.17	\$212.77	\$ -
104504357	Passenger	Goodyear	Eagle F1 Asym A/S	235/40R19 96W EAGLE F1 ASYM ALL-SEASON	235/40R19	Available	\$ 328.20	\$169.14	\$ -
102078357	Passenger	Goodyear	Eagle F1 Asym A/S	235/50R18 97W EAGLE F1 ASYM ALL-SEASON	235/50R18	Available	\$ 265.13	\$132.87	\$ -
104388357	Passenger	Goodyear	Eagle F1 Asym A/S	245/40R19 94W EAGLE F1 ASYM ALL-SEASON	245/40R19	Available	\$ 286.75	\$149.11	\$ -
104433893	Passenger	Goodyear	Eagle F1 Asym A/S	245/40R20 99W EAGLE F1 ASYM A/S SCT	245/40R20	Available	\$ 428.87	\$223.83	\$ -
104433857	Passenger	Goodyear	Eagle F1 Asym A/S	245/40R20 99W EAGLE F1 ASYM ALL-SEASON	245/40R20	Available	\$ 373.92	\$194.44	\$ -
104436357	Passenger	Goodyear	Eagle F1 Asym A/S	265/35R20 99W EAGLE F1 ASYM ALL-SEASON	265/35R20	Available	\$ 454.94	\$236.87	\$ -
784116398	Passenger	Goodyear	Eagle F1 Asym SUV	235/50R20 101W XL EAG F1 ASYM SUV AT JLR	235/50R20	Available	\$ 402.04	\$209.06	\$ -
784135398	Passenger	Goodyear	Eagle F1 Asym SUV	235/50R20 101W XL EAG F1 ASYM SUV AT JLR	235/50R20	Available	\$ 411.41	\$213.93	\$ -
784038398	Passenger	Goodyear	Eagle F1 Asym SUV	235/50R18 107Y XL EAG F1 ASYM SUV AT JLR	235/50R18	Available	\$ 352.93	\$173.12	\$ -
784039398	Passenger	Goodyear	Eagle F1 Asym SUV	235/65R17 108Y XL EAG F1 ASYM SUV AT JLR	235/65R17	Available	\$ 297.22	\$164.55	\$ -
784070398	Passenger	Goodyear	Eagle F1 Asym SUV	245/45R21 101W XL EAG F1 ASYM SUV AT JLR	245/45R21	Available	\$ 653.73	\$287.84	\$ -
784071398	Passenger	Goodyear	Eagle F1 Asym SUV	255/55R20 110W XL EAG F1 ASYM SUV AT JLR	255/55R20	Available	\$ 536.19	\$282.82	\$ -
784189333	Passenger	Goodyear	Eagle F1 Asym SUV	255/55R20 110W XL EAG F1 ASYM SUV AT JLR	255/55R20	Available	\$ 660.62	\$343.52	\$ -
785600398	Passenger	Goodyear	Eagle F1 Asym SUV	255/60R18 112W EAGLE F1 ASYM SUV AT JLR	255/60R18	Available	\$ 493.29	\$259.81	\$ -
784124398	Passenger	Goodyear	Eagle F1 Asym SUV	255/60R19 113W EAGLE F1 ASYM SUV AT JLR	255/60R19	Available	\$ 483.52	\$251.43	\$ -
784072393	Passenger	Goodyear	Eagle F1 Asym SUV	275/45R21 110W EAG F1 ASYM SUV LIL	275/45R21	Available	\$ 546.60	\$284.23	\$ -
784025662	Passenger	Goodyear	Eagle F1 Asym SUV	295/45R22 112W XL EAG F1 ASYM SUV MDL	295/45R22	Available	\$ 697.07	\$368.48	\$ -
784069399	Passenger	Goodyear	Eagle F1 Asym2	225/40R18 92W XL EAGLE F1 ASYM2 MOE R OF	225/40R18	Available	\$ 326.31	\$169.80	\$ -
784182359	Passenger	Goodyear	Eagle F1 Asym2	225/40R19 93Y XL EAG F1 ASYM2 MOE R OF	225/40R19	Available	\$ 482.25	\$260.77	\$ -
784173927	Passenger	Goodyear	Eagle F1 Asym2	245/40R20 99Y EAGLE F1 ASYM2 MOE R OF SCT	245/40R20	Available	\$ 771.77	\$401.32	\$ -
784117859	Passenger	Goodyear	Eagle F1 Asym2	245/40R20 99Y XL EAGLE F1 ASYM2 MOE R OF	245/40R20	Available	\$ 670.05	\$348.42	\$ -
784054359	Passenger	Goodyear	Eagle F1 Asym2	265/35R19 92Y XL EAGLE F1 ASYM2 R OF	265/35R19	Available	\$ 423.26	\$220.09	\$ -
784204348	Passenger	Goodyear	Eagle F1 Asym2	265/35ZR20 95Y XL EAGLE F1 ASYM 2 NO R	265/35ZR20	Available	\$ 599.32	\$314.65	\$ -
784067348	Passenger	Goodyear	Eagle F1 Asym2	265/40ZR19 98Y XL EAGLE F1 ASYM 2 NO R	265/40ZR19	Available	\$ 602.72	\$261.42	\$ -
784247560	Passenger	Goodyear	Eagle F1 Asym2	205/50R19 110Y XL EAG F1 ASYM 2 SUV MGT	205/50R19	Available	\$ 605.80	\$262.21	\$ -
784118359	Passenger	Goodyear	Eagle F1 Asym2	275/35R20 102Y XL EAGLE F1 ASYM2 MOE R OF	275/35R20	Available	\$ 677.30	\$300.20	\$ -
784445348	Passenger	Goodyear	Eagle F1 Asym2	285/40R21 108Y XL EAGLE F1 ASYM 2 SUV AD	285/40R21	Available	\$ 787.45	\$399.08	\$ -
783182385	Passenger	Goodyear	Eagle F1 Asym3	225/40R19 94Y EAG F1 ASYM 3 XL R OF * RSC	225/40R19	Available	\$ 471.86	\$245.42	\$ -
783115385	Passenger	Goodyear	Eagle F1 Asym3	225/50R18 95W EFL ASYM3 R OF STR MOE	225/50R18	Available	\$ 345.00	\$179.40	\$ -
783129385	Passenger	Goodyear	Eagle F1 Asym3	245/35R20 95Y EAG F1 ASYM 3 XL * RSC MOE	245/35R20	Available	\$ 668.68	\$295.71	\$ -
783718394	Passenger	Goodyear	Eagle F1 Asym3	245/35R20 95Y XL EFL ASYMM3CT R OF STR MOE	245/35R20	Available	\$ 641.31	\$281.48	\$ -
783414851	Passenger	Goodyear	Eagle F1 Asym3	245/40R19 98Y EFL ASYM 3 XL R OF * RSC MOE	245/40R19	Available	\$ 442.81	\$230.26	\$ -
783836394	Passenger	Goodyear	Eagle F1 Asym3	245/40R19 98Y EFL ASYMM3CT R OF STR MOE	245/40R19	Available	\$ 456.16	\$238.24	\$ -
783787388	Passenger	Goodyear	Eagle F1 Asym3	245/40R19 98Y XL EAGLE F1 ASYMMETRIC 3 J	245/40R19	Available	\$ 394.80	\$205.29	\$ -
783005385	Passenger	Goodyear	Eagle F1 Asym3	245/45R18 100Y XL EFL ASYM3 R OF * RSC MOE	245/45R18	Available	\$ 493.36	\$256.54	\$ -
783494385	Passenger	Goodyear	Eagle F1 Asym3	255/35R19 96Y EAG F1 ASYM 3 XL R OF * RSC					

# Ft. Bend County, TX (NASPO)

Effective 10/01/2022, Expires 09/30/2023

G0008681

Base Price Book Date: April 01, 2022

Net Prices in RED

Product Code	Tire Type	Brand	Tire Line	Size and Description	Size	Item Status	Gov't Base Price Book	Discounted	FET if
							Date: 4/1/2022	Agency Price	applicable
783123544	Passenger	Goodyear	Eagle F1 Asym3	295/40R20 105V SL EAGLE F1 ASYM 3 SUV NO	295/40R20	Available	\$ 481.22	\$250.23	\$ -
783917388	Passenger	Goodyear	Eagle F1 Asym3	295/40R19 108(Y) XL EFL1 ASYMMETRIC 3 NO	295/40R19	Available	\$ 1,057.37	\$549.83	\$ -
783142388	Passenger	Goodyear	Eagle F1 Asym3	305/30ZR21 104Y EAGLE F1 ASYM 3 NFO	305/30ZR21	Available	\$ 669.53	\$348.16	\$ -
783138385	Passenger	Goodyear	EAGLE F1 ASYMMETRIC3 ROF	225/45R18 95Y EAGLE F1 ASYMMETRIC3 ROF	225/45R18	Available	\$ 357.08	\$185.66	\$ -
783139385	Passenger	Goodyear	EAGLE F1 ASYMMETRIC3 ROF	255/40R18 99Y EAGLE F1 ASYMMETRIC3 ROF	255/40R18	Available	\$ 431.48	\$224.37	\$ -
406375063	Passenger	Goodyear	Eagle F1 GS EMT	P245/45ZR17 89Y S2 EFL1 GS EMTB02RPTL	P245/45ZR17	Available	\$ 571.90	\$297.39	\$ -
406390063	Passenger	Goodyear	Eagle F1 GS EMT	P275/40ZR18 94Y S2 EFL1 GS EMTB02RPTL	P275/40ZR18	Available	\$ 655.21	\$340.71	\$ -
406609164	Passenger	Goodyear	Eagle F1 GS-2 EMT	P245/40ZR18 (88Y) LL EFL1 GS-2 EMT VSBTL	P245/40ZR18	Available	\$ 572.47	\$297.68	\$ -
406610164	Passenger	Goodyear	Eagle F1 GS-2 EMT	P285/35ZR19 (90Y) LL EFL1 GS-2 EMT VSBTL	P285/35ZR19	Available	\$ 686.21	\$356.83	\$ -
389428128	Passenger	Goodyear	Eagle F1 Supercar	245/45ZR20 99Y SL EAG F1 SUPCAR V5BRPTL	245/45ZR20	Available	\$ 377.09	\$196.08	\$ -
389926128	Passenger	Goodyear	Eagle F1 Supercar	245/45ZR20 99Y SL EAG F1 SUPCAR V5BRPTL	245/45ZR20	Available	\$ 374.44	\$194.71	\$ -
389357128	Passenger	Goodyear	Eagle F1 Supercar	255/35R22 99W XL EAG F1 SUPCAR V5BRPTL	255/35R22	Available	\$ 338.50	\$176.02	\$ -
389357001	Passenger	Goodyear	Eagle F1 Supercar	255/35R22 99W XL EAGLE F1 SUPERCAR SCT	255/35R22	Available	\$ 373.58	\$194.26	\$ -
389398128	Passenger	Goodyear	Eagle F1 Supercar	285/35R22 102W XL EAG F1 SUPCAR V5BRPTL	285/35R22	Available	\$ 322.35	\$167.62	\$ -
389398001	Passenger	Goodyear	Eagle F1 Supercar	285/35R22 102W XL EAGLE F1 SUPERCAR SCT	285/35R22	Available	\$ 365.36	\$189.98	\$ -
389046128	Passenger	Goodyear	Eagle F1 Supercar	P255/45ZR18 99W S2 EAG F1 SUPCAR V5BRPTL	P255/45ZR18	Available	\$ 317.92	\$165.32	\$ -
389119128	Passenger	Goodyear	Eagle F1 Supercar	P265/40ZR17 91Y S2 EAG F1 SUPCAR V5BRPTL	P265/40ZR17	Available	\$ 573.62	\$298.28	\$ -
389027128	Passenger	Goodyear	Eagle F1 Supercar	P285/40ZR18 96W LL EAG F1 SUPCAR V5BRPTL	P285/40ZR18	Available	\$ 327.52	\$170.31	\$ -
389118128	Passenger	Goodyear	Eagle F1 Supercar	P295/35ZR18 91Y S2 EAG F1 SUPCAR V5BRPTL	P295/35ZR18	Available	\$ 700.87	\$364.45	\$ -
797047561	Passenger	Goodyear	EAGLE F1 SUPERCAR 3	245/35ZR19 93Y XL EAGLE F1 SUPERCAR 3	245/35ZR19	Available	\$ 364.55	\$189.57	\$ -
797050561	Passenger	Goodyear	EAGLE F1 SUPERCAR 3	245/35ZR20 95Y XL EAGLE F1 SUPERCAR 3	245/35ZR20	Available	\$ 431.48	\$224.37	\$ -
797051561	Passenger	Goodyear	EAGLE F1 SUPERCAR 3	245/40R18 97Y XL EAGLE F1 SUPERCAR 3	245/40R18	Available	\$ 294.63	\$153.21	\$ -
797052561	Passenger	Goodyear	EAGLE F1 SUPERCAR 3	245/40R18 98Y XL EAGLE F1 SUPERCAR 3	245/40R18	Available	\$ 354.14	\$184.15	\$ -
797053561	Passenger	Goodyear	EAGLE F1 SUPERCAR 3	245/45R21 99Y XL EAGLE F1 SUPERCAR 3	245/45R21	Available	\$ 282.73	\$147.02	\$ -
797058561	Passenger	Goodyear	EAGLE F1 SUPERCAR 3	245/45R20 103Y XL EAGLE F1 SUPERCAR 3	245/45R20	Available	\$ 394.28	\$205.02	\$ -
797062561	Passenger	Goodyear	EAGLE F1 SUPERCAR 3	255/40R18 99Y XL EAGLE F1 SUPERCAR 3	255/40R18	Available	\$ 342.24	\$177.96	\$ -
797068561	Passenger	Goodyear	EAGLE F1 SUPERCAR 3	255/40R19 100Y XL EAGLE F1 SUPERCAR 3	255/40R19	Available	\$ 376.70	\$195.88	\$ -
797020561	Passenger	Goodyear	EAGLE F1 SUPERCAR 3	255/40R20 101Y XL EAGLE F1 SUPERCAR 3	255/40R20	Available	\$ 434.47	\$225.92	\$ -
797069561	Passenger	Goodyear	EAGLE F1 SUPERCAR 3	255/45R20 105Y XL EAGLE F1 SUPERCAR 3	255/45R20	Available	\$ 392.78	\$204.25	\$ -
797070561	Passenger	Goodyear	EAGLE F1 SUPERCAR 3	265/35ZR19 98Y XL EAGLE F1 SUPERCAR 3	265/35ZR19	Available	\$ 449.36	\$233.67	\$ -
797073561	Passenger	Goodyear	EAGLE F1 SUPERCAR 3	265/40R18 101Y XL EAGLE F1 SUPERCAR 3	265/40R18	Available	\$ 377.80	\$196.46	\$ -
797024561	Passenger	Goodyear	EAGLE F1 SUPERCAR 3	265/40R19 102Y XL EAGLE F1 SUPERCAR 3	265/40R19	Available	\$ 438.96	\$228.26	\$ -
797032561	Passenger	Goodyear	EAGLE F1 SUPERCAR 3	275/35R18 95Y SL EAGLE F1 SUPERCAR 3	275/35R18	Available	\$ 357.08	\$185.66	\$ -
797076561	Passenger	Goodyear	EAGLE F1 SUPERCAR 3	275/40R18 99Y SL EAGLE F1 SUPERCAR 3	275/40R18	Available	\$ 354.83	\$184.51	\$ -
797079561	Passenger	Goodyear	EAGLE F1 SUPERCAR 3	275/40R19 101Y SL EAGLE F1 SUPERCAR 3	275/40R19	Available	\$ 422.57	\$219.74	\$ -
797080561	Passenger	Goodyear	EAGLE F1 SUPERCAR 3	275/40R20 106Y XL EAGLE F1 SUPERCAR 3	275/40R20	Available	\$ 468.68	\$243.71	\$ -
797788523	Passenger	Goodyear	Eagle F1 Supercar 3	285/30ZR20 95(Y) SL EAGLE F1 SUPERCAR 3	285/30ZR20	Available	\$ 429.93	\$223.56	\$ -
797081561	Passenger	Goodyear	EAGLE F1 SUPERCAR 3	285/35ZR19 103Y XL EAGLE F1 SUPERCAR 3	285/35ZR19	Available	\$ 444.88	\$231.34	\$ -
797082561	Passenger	Goodyear	EAGLE F1 SUPERCAR 3	285/35ZR20 100Y SL EAGLE F1 SUPERCAR 3	285/35ZR20	Available	\$ 498.47	\$259.20	\$ -
797084561	Passenger	Goodyear	EAGLE F1 SUPERCAR 3	295/30ZR19 100Y XL EAGLE F1 SUPERCAR 3	295/30ZR19	Available	\$ 490.99	\$255.32	\$ -
797085561	Passenger	Goodyear	EAGLE F1 SUPERCAR 3	295/30ZR20 101Y SL EAGLE F1 SUPERCAR 3	295/30ZR20	Available	\$ 505.89	\$263.06	\$ -
797086561	Passenger	Goodyear	EAGLE F1 SUPERCAR 3	305/30ZR19 102Y SL EAGLE F1 SUPERCAR 3	305/30ZR19	Available	\$ 522.22	\$271.55	\$ -
797001538	Passenger	Goodyear	Eagle F1 Supercar 3	305/30ZR19 98(Y) SL EAGLE F1 SUPERCAR 3	305/30ZR19	Available	\$ 529.75	\$275.47	\$ -
797789523	Passenger	Goodyear	Eagle F1 Supercar 3	305/30ZR20 99(Y) SL EAGLE F1 SUPERCAR 3	305/30ZR20	Available	\$ 475.99	\$247.51	\$ -
797088561	Passenger	Goodyear	EAGLE F1 SUPERCAR 3	305/35ZR20 104Y SL EAGLE F1 SUPERCAR 3	305/35ZR20	Available	\$ 565.97	\$294.31	\$ -
797002538	Passenger	Goodyear	Eagle F1 Supercar 3	325/30ZR19 101(Y) SL EAGLE F1 SUPERCAR 3	325/30ZR19	Available	\$ 596.30	\$310.08	\$ -
797091561	Passenger	Goodyear	EAGLE F1 SUPERCAR 3	325/30ZR19 105Y SL EAGLE F1 SUPERCAR 3	325/30ZR19	Available	\$ 502.90	\$261.51	\$ -
797108538	Passenger	Goodyear	Eagle F1 Supercar 3R	205/45ZR17 88Y XL EAGLE F1 SUPERCAR 3R	205/45ZR17	Available	\$ 281.50	\$146.38	\$ -
797103538	Passenger	Goodyear	Eagle F1 Supercar 3R	205/50ZR15 88Y SL EAGLE F1 SUPERCAR 3R	205/50ZR15	Available	\$ 277.24	\$142.96	\$ -
797104538	Passenger	Goodyear	Eagle F1 Supercar 3R	225/45ZR17 91Y SL EAGLE F1 SUPERCAR 3R	225/45ZR17	Available	\$ 327.35	\$170.22	\$ -
797018538	Passenger	Goodyear	Eagle F1 Supercar 3R	235/35ZR19 91(Y) XL EAGLE F1 SUPERCAR 3R	235/35ZR19	Available	\$ 388.99	\$202.06	\$ -
797109538	Passenger	Goodyear	Eagle F1 Supercar 3R	235/40ZR18 95Y XL EAGLE F1 SUPERCAR 3R	235/40ZR18	Available	\$ 395.77	\$205.80	\$ -
797110538	Passenger	Goodyear	Eagle F1 Supercar 3R	245/35ZR19 93Y XL EAGLE F1 SUPERCAR 3R	245/35ZR19	Available	\$ 514.80	\$267.69	\$ -
797105538	Passenger	Goodyear	Eagle F1 Supercar 3R	245/40ZR17 91Y SL EAGLE F1 SUPERCAR 3R	245/40ZR17	Available	\$ 336.26	\$174.86	\$ -
797051538	Passenger	Goodyear	Eagle F1 Supercar 3R	245/40ZR18 97Y XL EAGLE F1 SUPERCAR 3R	245/40ZR18	Available	\$ 401.75	\$208.91	\$ -
797040538	Passenger	Goodyear	Eagle F1 Supercar 3R	255/40R20 97(Y)SL EAGLE F1 SUPERCAR 3R	255/40R20	Available	\$ 460.75	\$239.59	\$ -
797107538	Passenger	Goodyear	Eagle F1 Supercar 3R	265/35ZR18 97Y XL EAGLE F1 SUPERCAR 3R	265/35ZR18	Available	\$ 470.18	\$244.49	\$ -
797111538	Passenger	Goodyear	Eagle F1 Supercar 3R	265/35ZR19 98(Y) XL EAGLE F1 SUPERCAR 3R	265/35ZR19	Available	\$ 477.60	\$248.36	\$ -
797073538	Passenger	Goodyear	Eagle F1 Supercar 3R	265/40ZR18 101Y XL EAGLE F1 SUPERCAR 3R	265/40ZR18	Available	\$ 416.59	\$216.63	\$ -
797092538	Passenger	Goodyear	Eagle F1 Supercar 3R	265/40R19 98Y SL EAGLE F1 SUPERCAR 3R	265/40R19	Available	\$ 532.28	\$276.78	\$ -
797032538	Passenger	Goodyear	Eagle F1 Supercar 3R	275/35ZR18 95Y SL EAGLE F1 SUPERCAR 3R	275/35ZR18	Available	\$ 414.92	\$215.76	\$ -
797106538	Passenger	Goodyear	Eagle F1 Supercar 3R	285/30ZR18 93Y SL EAGLE F1 SUPERCAR 3R	285/30ZR18	Available	\$ 490.99	\$255.32	\$ -
797031538	Passenger	Goodyear	Eagle F1 Supercar 3R	285/30ZR20 95(Y) SL EAGLE F1 SUPERCAR 3R	285/30ZR20	Available	\$ 595.13	\$309.47	\$ -
797081538	Passenger	Goodyear	Eagle F1 Supercar 3R	285/35ZR19 103(Y) XL EAGLE F1 SUPERCAR 3R	285/35ZR19	Available	\$ 476.10	\$247.57	\$ -
797082538	Passenger	Goodyear	Eagle F1 Supercar 3R	285/35ZR20 100Y SL EAGLE F1 SUPERCAR 3R	285/35ZR20	Available	\$ 525.21	\$273.11	\$ -
797028538	Passenger	Goodyear	Eagle F1 Supercar 3R	305/30ZR20 103(Y)XL EAGLE F1 SUPERCAR 3R	305/30ZR20	Available	\$ 647.97	\$336.94	\$ -
412561506	Passenger	Goodyear	Eagle F1 Supercar EMT	P275/35ZR18 91(Y) XL EAGLE F1 SPRC EMTV5BTL	P275/35ZR18	Available	\$ 741.75	\$385.71	\$ -
412562506	Passenger	Goodyear	Eagle F1 Supercar EMT	P325/30ZR19 94Y L2 EAG F1 SPRC EMTV5BTL	P325/30ZR19	Available	\$ 814.78	\$423.68	\$ -
408561330	Passenger	Goodyear	Eagle F1 Supercar G-2	P275/35ZR18 (87Y) EAG F1 SUPCR G-2 ROF L	P275/35ZR18	Available	\$ 474.55	\$246.76	\$ -
408561331	Passenger	Goodyear	Eagle F1 Supercar G-2	P275/35ZR18 (87Y) EAG F1 SUPCR G-2 ROF R	P275/35ZR18	Available	\$ 474.55	\$246.76	\$ -
408029330	Passenger	Goodyear	Eagle F1 Supercar G-2	P325/30ZR19 (94Y) EAG F1 SUPCR G-2 ROF L	P325/30ZR19	Available	\$ 544.47	\$283.12	\$ -
408029331	Passenger	Goodyear	Eagle F1 Supercar G-2	P325/30ZR19 (94Y) EAG F1 SUPCR G-2 ROF R	P325/30ZR19	Available	\$ 563.21	\$292.87	\$ -
106182625	Passenger	Goodyear	Eagle GT II	305/50R20 126H X2 EAG GT II V5BRPTL	305/50R20	Discontinued	\$ 323.50	\$168.22	\$ -
106137625	Passenger	Goodyear	Eagle GT II	P275/45R20 105V S2 EAG GT II V5BRPTL	P275/45R20	Available	\$ 249.32	\$129.65	\$ -
106087625	Passenger	Goodyear	Eagle GT II	P285/50R20 111H S2 EAGLE GT II V5BRPTL	P285/50R20	Available	\$ 204.59	\$106.38	\$ -
706502025	Passenger	Goodyear	Eagle L5	P235/60R17 103S X2 EAGLE L5 XNWRRPTL	P235/60R17	Available	\$ 362.80	\$188.85	\$ -
706567163	Passenger	Goodyear	Eagle L52	225/50R17 94H SL EAGLE L52 BLTRPTL	225/50R17	Discontinued	\$ 329.70	\$171.44	\$ -
706171163	Passenger	Goodyear	Eagle L52	225/50R18 95H SL EAGLE L52 RPTL	225/50R18	Available	\$ 175.20	\$91.11	\$ -
706447163	Passenger	Goodyear	Eagle L52	225/55R17 97H SL EAGLE L52 RPTL	225/55R17	Available	\$ 166.23	\$86.44	\$ -
706038163	Passenger	Goodyear	Eagle L52	235/45R18 94V SL EAGLE L52 V5BRPTL	235/45R18	Available	\$ 195.42	\$102.14	\$ -
706588163	Passenger	Goodyear	Eagle L52	235/45R18 94V SL EAGLE L52 V5BRPTL INM	235/45R18	Available	\$ 197.74	\$102.83	\$ -
706377308	Passenger	Goodyear	Eagle L52	235/45R19 95H SL EAGLE L52 MOE ROF	235/45R19	Available	\$ 474.38	\$246.68	\$ -
706377575	Passenger	Goodyear	Eagle L52	235/45R19 95H SL EAGLE L52 ROF FCA	235/45R19	Available	\$ 379.21	\$197.19	\$ -
706414308	Passenger	Goodyear	Eagle L52	235/55R19 101V SL EAGLE L52 NO F	235/55R19	Available	\$ 460.08	\$239.23	\$ -
706556324	Passenger	Goodyear	Eagle L52	235/55R19 101H SL EAGLE L52 AO BLTRPTL	235/55R19	Available	\$ 387.49	\$201.50	\$ -
706014308	Passenger	Goodyear	Eagle L52	245/40R18 93H SL EAGLE L52 BLTRPTL	245/40R18	Available	\$ 317.92	\$165.32	\$ -
706387322	Passenger	Goodyear	Eagle L52	245/40R19					

# Ft. Bend County, TX (NASPO)

Effective 10/01/2022, Expires 09/30/2023

G0008681

Base Price Book Date: April 01, 2022

Net Prices in RED

Product Code	Tire Type	Brand	Tire Line	Size and Description	Size	Item Status	Gov't Base Price Book Date:		Discounted Agency Price	FET if applicable
							4/1/2022			
70592332	Passenger	Goodyear	Eagle LS2 R0F	225/55R17 97V SL EAGLE LS2 * R0F BL TL	225/55R17	Available	\$	409.95	\$212.98	\$ -
70567892	Passenger	Goodyear	Eagle LS2 R0F	245/45R17 95H SL EAGLE LS2 R0F M0E	245/45R17	Available	\$	451.95	\$235.01	\$ -
70528032	Passenger	Goodyear	Eagle LS2 R0F	245/45R19 102V SL EAGLE LS2 * R0F BL TL	245/45R19	Available	\$	569.43	\$308.50	\$ -
70607032	Passenger	Goodyear	Eagle LS2 R0F	245/50R18 100V SL EAGLE LS2 * R0F BL TL	245/50R18	Available	\$	538.95	\$280.25	\$ -
70608822	Passenger	Goodyear	Eagle LS2 R0F	245/50R18 100W SL EAGLE LS2 * R0F BL TL	245/50R18	Available	\$	687.30	\$357.40	\$ -
70679416	Passenger	Goodyear	Eagle LS2 R0F	275/50R20 109H SL EAGLE LS2 R0F M0E	275/50R20	Available	\$	443.73	\$230.74	\$ -
70710272	Passenger	Goodyear	Eagle NCT5	255/50R21 106W SL EAG NCT5 EMT BLTRPTL	255/50R21	Available	\$	1,442.59	\$750.04	\$ -
70785272	Passenger	Goodyear	Eagle NCT5	285/45R21 109W SL EAG NCT5 EMT BLTRPTL	285/45R21	Available	\$	1,600.11	\$832.09	\$ -
782401500	Passenger	Goodyear	Eagle RS-A	195/60R15 88H SL EAG RS-A VSBRTPL	195/60R15	Available	\$	111.67	\$58.07	\$ -
732222500	Passenger	Goodyear	Eagle RS-A	235/55R18 100V SL EAG RS-A VSB	235/55R18	Available	\$	216.44	\$113.59	\$ -
732603500	Passenger	Goodyear	Eagle RS-A	245/45R20 99V SL EAG RS-A VSBRTPL	245/45R20	Available	\$	267.08	\$133.88	\$ -
732016500	Passenger	Goodyear	Eagle RS-A	255/45R19 100V SL EAG RS-A VSBRTPL	255/45R19	Available	\$	316.96	\$165.86	\$ -
732007741	Passenger	Goodyear	Eagle RS-A	285/45R20 101V SL EAG RS-A BSL RPTL	285/45R20	Available	\$	385.08	\$200.24	\$ -
732170500	Passenger	Goodyear	Eagle RS-A	P205/55R16 89H SL EAG RS-A VSBRTPL	P205/55R16	Available	\$	144.04	\$74.90	\$ -
732672000	Passenger	Goodyear	Eagle RS-A	P205/55R16 89H SL EAG RS-A VSBRTPL	P205/55R16	Available	\$	142.06	\$73.86	\$ -
732623500	Passenger	Goodyear	Eagle RS-A	P215/45R17 87W SL EAG RS-A VSBRTPL	P215/45R17	Available	\$	160.43	\$83.42	\$ -
732646000	Passenger	Goodyear	Eagle RS-A	P215/55R17 93V SL EAG RS-A VSBRTPL	P215/55R17	Available	\$	227.59	\$118.34	\$ -
732541500	Passenger	Goodyear	Eagle RS-A	P225/45R18 91V SL EAG RS-A VSBRTPL	P225/45R18	Available	\$	193.32	\$100.82	\$ -
732775000	Passenger	Goodyear	Eagle RS-A	P225/55R17 95V SL EAG RS-A VSBRTPL	P225/55R17	Discontinued	\$	242.29	\$125.99	\$ -
732770500	Passenger	Goodyear	Eagle RS-A	P235/50R17 95V SL EAG RS-A VSBRTPL	P235/50R17	Discontinued	\$	270.08	\$140.44	\$ -
73279418	Passenger	Goodyear	Eagle RS-A	P235/55R18 101H SL EAG RS-A VSBRTPL	P235/55R18	Discontinued	\$	400.54	\$208.28	\$ -
732895000	Passenger	Goodyear	Eagle RS-A	P245/50R20 102H SL EAG RS-A VSBRTPL	P245/50R20	Available	\$	226.15	\$117.60	\$ -
732815000	Passenger	Goodyear	Eagle RS-A	P245/50R20 102V SL EAG RS-A VSBRTPL	P245/50R20	Discontinued	\$	247.42	\$128.86	\$ -
732859000	Passenger	Goodyear	Eagle RS-A	P255/50R20 104V SL EAG RS-A VSBRTPL	P255/50R20	Discontinued	\$	388.01	\$206.97	\$ -
732371500	Passenger	Goodyear	Eagle RS-A	P255/60R17 105H SL EAG RS-A VSBRTPL	P255/60R17	Available	\$	301.88	\$156.88	\$ -
732587000	Passenger	Goodyear	Eagle RS-A	P265/60R19 108H SL EAG RS-A VSBRTPL	P265/60R19	Discontinued	\$	392.79	\$204.25	\$ -
732478500	Passenger	Goodyear	Eagle RS-A	P265/50R20 106V SL EAG RS-A VSBRTPL	P265/50R20	Discontinued	\$	270.60	\$140.71	\$ -
732372500	Passenger	Goodyear	Eagle RS-A	P275/60R17 110H SL EAG RS-A VSBRTPL	P275/60R17	Discontinued	\$	499.65	\$268.82	\$ -
707548343	Passenger	Goodyear	Eagle RS-A2	245/45R20 89V SL EAGLE RS-A2 VSBTL	245/45R20	Available	\$	228.91	\$118.03	\$ -
10717252	Passenger	Goodyear	Eagle RS-A2	245/45R19 98V SL EAGLE RS-A2 CCC	245/45R19	Available	\$	388.93	\$202.24	\$ -
10717243	Passenger	Goodyear	Eagle RS-A2	245/45R19 98V SL EAGLE RS-A2 VSBTL	245/45R19	Available	\$	228.10	\$118.61	\$ -
109138368	Passenger	Goodyear	Eagle Sport A/S	205/45R17 88V XL EAGLE SPORT A/S VSBTL	205/45R17	Available	\$	192.97	\$100.34	\$ -
109578868	Passenger	Goodyear	Eagle Sport A/S	205/50R17 93V XL EAGLE SPORT A/S VSBTL	205/50R17	Available	\$	201.48	\$104.77	\$ -
10907386	Passenger	Goodyear	Eagle Sport A/S	205/55R16 91V XL EAGLE SPORT A/S VSBTL	205/55R16	Available	\$	176.58	\$91.34	\$ -
10905336	Passenger	Goodyear	Eagle Sport A/S	215/45R17 91W XL EAGLE SPORT A/S VSBTL	215/45R17	Available	\$	188.95	\$98.28	\$ -
10905336	Passenger	Goodyear	Eagle Sport A/S	215/45R18 93W XL EAGLE SPORT A/S VSBTL	215/45R18	Available	\$	226.09	\$117.64	\$ -
10905336	Passenger	Goodyear	Eagle Sport A/S	225/40R18 92W XL EAGLE SPORT A/S VSBTL	225/40R18	Available	\$	220.57	\$114.70	\$ -
10904386	Passenger	Goodyear	Eagle Sport A/S	225/45R17 94W XL EAGLE SPORT A/S VSBTL	225/45R17	Available	\$	189.18	\$98.37	\$ -
10905886	Passenger	Goodyear	Eagle Sport A/S	225/45R18 95W XL EAGLE SPORT A/S VSBTL	225/45R18	Available	\$	222.94	\$116.67	\$ -
10905336	Passenger	Goodyear	Eagle Sport A/S	225/50R16 92V SL EAGLE SPORT A/S VSBTL	225/50R16	Available	\$	168.60	\$87.67	\$ -
10905336	Passenger	Goodyear	Eagle Sport A/S	225/50R17 94W XL EAGLE SPORT A/S VSBTL	225/50R17	Available	\$	208.73	\$108.54	\$ -
10905336	Passenger	Goodyear	Eagle Sport A/S	225/50R18 95V EAGLE SPORT A/S STR R0F	225/50R18	Available	\$	381.17	\$198.21	\$ -
10905336	Passenger	Goodyear	Eagle Sport A/S	225/55R16 95V XL EAGLE SPORT A/S VSBTL	225/55R16	Discontinued	\$	170.85	\$88.84	\$ -
10905336	Passenger	Goodyear	Eagle Sport A/S	225/55R17 97H EAG SPORT A/S R0F STR M0E	225/55R17	Available	\$	369.72	\$187.06	\$ -
10905336	Passenger	Goodyear	Eagle Sport A/S	225/55R18 99V SL EAGLE SPORT A/S VSBTL	225/55R18	Available	\$	234.14	\$121.76	\$ -
10905336	Passenger	Goodyear	Eagle Sport A/S	225/60R18 100V SL EAGLE SPORT A/S VSBTL	225/60R18	Available	\$	238.80	\$124.17	\$ -
10905336	Passenger	Goodyear	Eagle Sport A/S	235/40R18 95W XL EAGLE SPORT A/S VSBTL	235/40R18	Available	\$	224.85	\$116.82	\$ -
10905336	Passenger	Goodyear	Eagle Sport A/S	235/45R18 97W XL EAGLE SPORT A/S VSBTL	235/45R18	Available	\$	248.11	\$129.02	\$ -
10904386	Passenger	Goodyear	Eagle Sport A/S	235/45R17 94W XL EAGLE SPORT A/S VSBTL	235/45R17	Available	\$	208.31	\$107.28	\$ -
10907886	Passenger	Goodyear	Eagle Sport A/S	235/50R18 97V SL EAGLE SPORT A/S VSBTL	235/50R18	Available	\$	247.42	\$127.64	\$ -
109152569	Passenger	Goodyear	Eagle Sport A/S	235/50R19 100H SL EAGLE SPORT A/S AO	235/50R19	Available	\$	348.83	\$181.91	\$ -
109149569	Passenger	Goodyear	Eagle Sport A/S	235/55R18 100H SL EAGLE SPORT A/S AO	235/55R18	Available	\$	321.31	\$167.08	\$ -
109100366	Passenger	Goodyear	Eagle Sport A/S	235/55R20 102V SL EAGLE SPORT A/S VSBTL	235/55R20	Available	\$	294.83	\$153.21	\$ -
109133366	Passenger	Goodyear	Eagle Sport A/S	235/60R18 107V XL EAGLE SPORT A/S VSBTL	235/60R18	Available	\$	283.35	\$137.74	\$ -
109068366	Passenger	Goodyear	Eagle Sport A/S	245/35R20 95W XL EAGLE SPORT A/S VSBTL	245/35R20	Available	\$	245.01	\$127.40	\$ -
109068366	Passenger	Goodyear	Eagle Sport A/S	245/40R17 91W XL EAGLE SPORT A/S VSBTL	245/40R17	Available	\$	218.25	\$114.01	\$ -
109057366	Passenger	Goodyear	Eagle Sport A/S	245/40R18 93W XL EAGLE SPORT A/S VSBTL	245/40R18	Available	\$	297.88	\$123.70	\$ -
109077366	Passenger	Goodyear	Eagle Sport A/S	245/40R19 94W XL EAGLE SPORT A/S VSBTL	245/40R19	Available	\$	336.70	\$175.08	\$ -
109140395	Passenger	Goodyear	Eagle Sport A/S	245/40R19 94H EAG SPORT A/S R0F STR M0E	245/40R19	Available	\$	433.78	\$225.57	\$ -
109056366	Passenger	Goodyear	Eagle Sport A/S	245/45R18 96W XL EAGLE SPORT A/S VSBTL	245/45R18	Available	\$	263.64	\$137.08	\$ -
109093382	Passenger	Goodyear	Eagle Sport A/S	245/45R18 100 H XL EAGLE SPORT A/S J BLT	245/45R18	Available	\$	277.55	\$144.33	\$ -
109093395	Passenger	Goodyear	Eagle Sport A/S	245/45R18 100H EAGLE SPORT A/S R0F	245/45R18	Available	\$	401.98	\$208.03	\$ -
109098366	Passenger	Goodyear	Eagle Sport A/S	245/45R20 103W XL EAGLE SPORT A/S VSBTL	245/45R20	Available	\$	298.99	\$164.43	\$ -
109088366	Passenger	Goodyear	Eagle Sport A/S	245/50R18 100V XL EAGLE SPORT A/S VSBTL	245/50R18	Available	\$	260.42	\$136.42	\$ -
109111366	Passenger	Goodyear	Eagle Sport A/S	245/50R20 102V XL EAGLE SPORT A/S VSBTL	245/50R20	Available	\$	256.67	\$130.03	\$ -
109142557	Passenger	Goodyear	Eagle Sport A/S	245/50R20 105V XL EAGLE SPORT A/S J BLT	245/50R20	Available	\$	347.07	\$180.48	\$ -
109113366	Passenger	Goodyear	Eagle Sport A/S	245/55R19 103V XL EAGLE SPORT A/S VSBTL	245/55R19	Available	\$	288.87	\$149.17	\$ -
109080366	Passenger	Goodyear	Eagle Sport A/S	255/35R18 94W XL EAGLE SPORT A/S VSBTL	255/35R18	Available	\$	294.92	\$153.30	\$ -
109074366	Passenger	Goodyear	Eagle Sport A/S	255/35R19 96W XL EAGLE SPORT A/S VSBTL	255/35R19	Available	\$	318.88	\$164.76	\$ -
109081366	Passenger	Goodyear	Eagle Sport A/S	255/35R20 97W XL EAGLE SPORT A/S VSBTL	255/35R20	Available	\$	288.42	\$148.98	\$ -
109128569	Passenger	Goodyear	Eagle Sport A/S	255/40R18 99W XL EAGLE SPORT A/S VSBTL	255/40R18	Available	\$	298.18	\$154.01	\$ -
109128569	Passenger	Goodyear	Eagle Sport A/S	255/45R19 104H XL EAGLE SPORT A/S AO	255/45R19	Available	\$	295.21	\$153.51	\$ -
109128569	Passenger	Goodyear	Eagle Sport A/S	255/45R19 104H XL EAGLE SPORT A/S AO SCT	255/45R19	Available	\$	338.17	\$174.29	\$ -
109082366	Passenger	Goodyear	Eagle Sport A/S	255/45R20 101V XL EAGLE SPORT A/S VSBTL	255/45R20	Available	\$	286.87	\$148.17	\$ -
109101395	Passenger	Goodyear	Eagle Sport A/S	255/45R20 105V XL EAGLE SPORT A/S R0F M0E	255/45R20	Available	\$	484.04	\$251.70	\$ -
109020566	Passenger	Goodyear	Eagle Sport A/S	255/50R19 107V XL EAGLE SPORT A/S VSBTL	255/50R19	Available	\$	303.20	\$157.66	\$ -
109108366	Passenger	Goodyear	Eagle Sport A/S	255/50R20 108 XL EAGLE SPORT A/S VSBTL	255/50R20	Available	\$	294.53	\$153.21	\$ -
109147557	Passenger	Goodyear	Eagle Sport A/S	255/50R20 108H XL EAGLE SPORT A/S AO	255/50R20	Available	\$	409.75	\$213.07	\$ -
109123366	Passenger	Goodyear	Eagle Sport A/S	255/55R18 111H XL EAGLE SPORT A/S R0F A0E	255/55R18	Available	\$	437.97	\$234.98	\$ -
109097395	Passenger	Goodyear	Eagle Sport A/S	255/55R20 107H XL EAGLE SPORT A/S VSBTL	255/55R20	Available	\$	250.70	\$127.72	\$ -
109114366	Passenger	Goodyear	Eagle Sport A/S	255/60R18 108H SL EAGLE SPORT A/S AD TL	255/60R18	Available	\$	324.70	\$168.85	\$ -
109106399	Passenger	Goodyear	Eagle Sport A/S	255/60R18 108W XL EAGLE SPORT A/S VSBTL	255/60R18	Discontinued	\$	310.85	\$161.64	\$ -
109110366	Passenger	Goodyear	Eagle Sport A/S	255/60R19 109H XL EAGLE SPORT A/S VSBTL	255/60R19	Available	\$	295.30	\$132.76	\$ -
109098366	Passenger	Goodyear	Eagle Sport A/S	265/45R18 101V XL EAGLE SPORT A/S VSBTL	265/45R18	Available	\$	438.73	\$228.14	\$ -
109146309	Passenger	Goodyear	Eagle Sport A/S	265/49R19 110W XL EAGLE SPORT A/S VSBTL	265/49R19	Available	\$	487.71	\$243.21	\$ -
109062366	Passenger	Goodyear	Eagle Sport A/S	275/40R20 106W XL EAGLE SPORT A/S VSBTL	275/40R20	Available	\$	310.18	\$161.28	\$ -
109138366	Passenger	Goodyear	Eagle Sport A/S	275/55R20 117V XL EAGLE SPORT A/S VSBTL	275/55R20	Available	\$	268.71	\$138.17	\$ -
109102395	Passenger	Goodyear	Eagle Sport A/S	285/40R20 108V XL EAGLE SPORT A/S R0F M0E	285/40R20	Available	\$	834.00	\$328.68	\$ -
109115366	Passenger	Goodyear	Eagle Sport A/S	285/45R22 110L XL EAGLE SPORT A/S VSBTL	285/45R22	Available	\$	322.68	\$167.74	\$ -
10202055	Passenger	Goodyear	Eagle Touring	225/55R19 103H XL EAGLE TOURING NFO	225/55R19	Available	\$	332.87	\$173.09	\$ -
10218887	Passenger	Goodyear	Eagle Touring	235/40R19 88V EAGLE TOURING VSB RPTL	235/40R19	Available	\$	245.47	\$127.64	\$ -
10296459	Passenger	Goodyear	Eagle Touring	235/45R18 98V EAGLE TOURING RPTL	235/45R18	Available	\$	204.56	\$106.37	\$ -
102972387	Passenger	Goodyear	Eagle Touring	235/55R20 102V EAGLE TOURING VSB RPTL	235/55R20	Available	\$	265.45	\$138.03	\$ -
102972387	Passenger	Goodyear	Eagle Touring	245/40R19 94W EAGLE TOURING RPTL	245/40R19	Available	\$	246.30	\$128.08	\$ -
102972387	Passenger	Goodyear	Eagle Touring	245/40R19 94W XL EAGLE TOURING VSBTL SCT	245/40R19	Available	\$	363.75	\$180.18	\$ -
102972387	Passenger	Goodyear	Eagle Touring	245/40R20 95W EAGLE TOURING VSB RPTL	245/40R20	Available	\$	291.55	\$151.61	\$ -
1029723										

# Ft. Bend County, TX (NASPO)

Effective 10/01/2022, Expires 09/30/2023

G0008881

Base Price Book Date: April 01, 2022

Net Prices in RED

Product Code	Tire Type	Brand	Tire Line	Size and Description	Size	Item Status	Gov't Base Price Book		FET #	applicable
							Date: 4/1/2022	Discounted Agency Price		
10294396	Passenger	Goodyear	Eagle Touring	275/40R22 107W EAG TOUR XL SCT VSB RPTL	275/40R22	Available	\$ 659.08	\$295.02	\$ -	-
10294387	Passenger	Goodyear	Eagle Touring	275/40R22 107W EAG TOUR XL VSB RPTL	275/40R22	Available	\$ 659.76	\$203.19	\$ -	-
102021559	Passenger	Goodyear	Eagle Touring	275/45R19 106H XL EAGLE TOURING NFO	275/45R19	Available	\$ 407.62	\$211.06	\$ -	-
10285387	Passenger	Goodyear	Eagle Touring	285/45R22 114H EAGLE TOURING VSB RPTL	285/45R22	Available	\$ 246.06	\$127.65	\$ -	-
102012387	Passenger	Goodyear	Eagle Touring	295/40R20 106V XL EAGLE TOURING NFO	295/40R20	Available	\$ 486.11	\$262.77	\$ -	-
10205387	Passenger	Goodyear	Eagle Touring	245/45R20 99V EAGLE TOURING VSB RPTL	245/45R20	Available	\$ 343.56	\$178.95	\$ -	-
102043559	Passenger	Goodyear	Eagle Touring	255/45R20 101H EAGLE TOURING MO	255/45R20	Available	\$ 299.50	\$155.74	\$ -	-
102044599	Passenger	Goodyear	Eagle Touring	255/45R20 105H XL EAGLE TOURING MO	255/45R20	Available	\$ 304.75	\$158.47	\$ -	-
102045599	Passenger	Goodyear	Eagle Touring	235/60R20 108H XL EAGLE TOURING STR	235/60R20	Available	\$ 317.20	\$164.94	\$ -	-
102042599	Passenger	Goodyear	Eagle Touring	305/30R21 104H XL EAGLE TOURING NFO	305/30R21	Available	\$ 499.99	\$259.99	\$ -	-
102041599	Passenger	Goodyear	Eagle Touring	265/35R21 101H XL EAGLE TOURING NFO	265/35R21	Available	\$ 488.74	\$243.74	\$ -	-
112013379	Passenger	Goodyear	Efficient Grip	195/55R16 87W EFFICIENTGRIP PERFORMSTR	195/55R16	Available	\$ 387.32	\$201.41	\$ -	-
112013344	Passenger	Goodyear	Efficient Grip	225/45R18 91V EFFICIENTGRIP* ROF STR-RSC	225/45R18	Available	\$ 338.65	\$178.10	\$ -	-
112013344	Passenger	Goodyear	Efficient Grip	225/45R18 91V EFFICIENTGRIP* ROF STR	225/45R18	Available	\$ 372.95	\$193.93	\$ -	-
112014934	Passenger	Goodyear	Efficient Grip	245/45R19 102Y EFFICIENTGRIP MOE ROF	245/45R19	Available	\$ 420.61	\$218.72	\$ -	-
112020391	Passenger	Goodyear	Efficient Grip	255/40R18 95V XL EFFICIENTGRIP* ROF TL	255/40R18	Discontinued	\$ 665.63	\$348.13	\$ -	-
112020344	Passenger	Goodyear	Efficient Grip	255/40R18 95V XL EFFICIENTGRIP* ROF STR	255/40R18	Available	\$ 409.78	\$213.07	\$ -	-
112027534	Passenger	Goodyear	Efficient Grip Perf	225/55R17 97W XL EFFICIENTGRIP PERF STR	225/55R17	Available	\$ 167.51	\$87.50	\$ -	-
112228344	Passenger	Goodyear	Efficient Grip RPF	255/40R19 102Y XL EFFICIENTGRIP* ROF AD	255/40R19	Available	\$ 693.82	\$360.68	\$ -	-
112128344	Passenger	Goodyear	Efficient Grip RPF	255/45R20 101Y XL EFFICIENTGRIP* ROF TL	255/45R20	Available	\$ 819.24	\$426.00	\$ -	-
112188344	Passenger	Goodyear	Efficient Grip RPF	385/40R20 104Y XL EFFICIENTGRIP* ROF TL	385/40R20	Available	\$ 874.81	\$454.80	\$ -	-
111003113	Passenger	Goodyear	Excellence	245/40R19 101H XL EXCELLENCE ROF STR-RSC	245/40R19	Available	\$ 472.10	\$245.84	\$ -	-
884011293	Passenger	Goodyear	Excellence	255/45R20 101W XL EXCELLENCE AD BTLTL	255/45R20	Available	\$ 520.65	\$270.89	\$ -	-
111045513	Passenger	Goodyear	Excellence ROP	245/40R20 99V XL EXCELLENCE ROF BTLTL	245/40R20	Available	\$ 685.33	\$345.87	\$ -	-
111016513	Passenger	Goodyear	Excellence ROP	245/45R19 98Y XL EXCELLENCE ROF BTLTL	245/45R19	Available	\$ 827.88	\$426.33	\$ -	-
111446513	Passenger	Goodyear	Excellence ROP	275/35R19 96V XL EXCELLENCE* ROF BTL TL	275/35R19	Available	\$ 818.88	\$420.77	\$ -	-
111048513	Passenger	Goodyear	Excellence ROP	275/35R20 102Y XL EXCELLENCE ROF BTLTL	275/35R20	Available	\$ 754.00	\$392.08	\$ -	-
111017513	Passenger	Goodyear	Excellence ROP	275/40R19 101Y XL EXCELLENCE ROF BTLTL	275/40R19	Available	\$ 846.17	\$440.01	\$ -	-
402602047	Passenger	Goodyear	Integrity	185/55R15 82T SL INTEGRITY VSB TL	185/55R15	Available	\$ 165.54	\$86.08	\$ -	-
402479047	Passenger	Goodyear	Integrity	225/65R17 101S SL INTEGRITY VSB RPTL	225/65R17	Available	\$ 208.73	\$105.54	\$ -	-
117847373	Passenger	Goodyear	Ultra Grip 8	235/60R18 100H SL ULTRA GRIP 8 PERFORMANCE	235/60R18	Available	\$ 338.60	\$178.07	\$ -	-
117838373	Passenger	Goodyear	Ultra Grip 8 Performance	285/45R20 112V XL ULTRA GRIP 8 PERFORMANCE AD	285/45R20	Available	\$ 551.10	\$288.57	\$ -	-
117195564	Passenger	Goodyear	Ultra Grip Performance	255/55R19 111H XL ULTRA GRIP PERF G-1 AD	255/55R19	Available	\$ 410.45	\$213.43	\$ -	-
76739355	Passenger	Goodyear	Ultra Grip Winter	185/60R15 84T SL ULTRA GRIP WINTER TL	185/60R15	Available	\$ 127.45	\$68.27	\$ -	-
76709358	Passenger	Goodyear	Ultra Grip Winter	185/65R15 85T SL ULTRA GRIP WINTER TL	185/65R15	Available	\$ 149.90	\$77.95	\$ -	-
76653358	Passenger	Goodyear	Ultra Grip Winter	235/60R18 107T XL ULTRA GRIP WINTER TL	235/60R18	Discontinued	\$ 237.25	\$123.37	\$ -	-
78704590	Passenger	Goodyear	UltraGrip Performance	225/50R17 ULTRAGRIP PERFORMANCE GEN-1	225/50R17	Available	\$ 349.00	\$181.48	\$ -	-
187025565	Passenger	Goodyear	WinterCommand	185/65R15 85T SL WINTERCOMMAND BSL	185/65R15	Discontinued	\$ 131.60	\$68.43	\$ -	-
187033565	Passenger	Goodyear	WinterCommand	195/60R15 88T SL WINTERCOMMAND BSL	195/60R15	Discontinued	\$ 138.65	\$71.06	\$ -	-
187021565	Passenger	Goodyear	WinterCommand	195/65R15 91T SL WINTERCOMMAND BSL	195/65R15	Discontinued	\$ 171.15	\$71.32	\$ -	-
187017565	Passenger	Goodyear	WinterCommand	205/55R16 94T XL WINTERCOMMAND BSL	205/55R16	Discontinued	\$ 174.25	\$90.61	\$ -	-
187004565	Passenger	Goodyear	WinterCommand	205/60R16 92T SL WINTERCOMMAND BSL	205/60R16	Discontinued	\$ 155.45	\$80.83	\$ -	-
187011565	Passenger	Goodyear	WinterCommand	205/65R16 94T SL WINTERCOMMAND BSL	205/65R16	Discontinued	\$ 140.10	\$72.85	\$ -	-
187023565	Passenger	Goodyear	WinterCommand	205/65R16 95T XL WINTERCOMMAND BSL	205/65R16	Discontinued	\$ 169.10	\$91.17	\$ -	-
187018565	Passenger	Goodyear	WinterCommand	215/55R16 97T XL WINTERCOMMAND BSL	215/55R16	Discontinued	\$ 178.75	\$91.91	\$ -	-
187018565	Passenger	Goodyear	WinterCommand	215/60R16 95T XL WINTERCOMMAND BSL	215/60R16	Discontinued	\$ 165.85	\$86.24	\$ -	-
187024565	Passenger	Goodyear	WinterCommand	215/65R17 99T XL WINTERCOMMAND BSL	215/65R17	Discontinued	\$ 184.73	\$98.07	\$ -	-
187095565	Passenger	Goodyear	WinterCommand	225/50R17 98T XL WINTERCOMMAND BSL	225/50R17	Discontinued	\$ 231.50	\$120.36	\$ -	-
187033565	Passenger	Goodyear	WinterCommand	225/55R17 97T XL WINTERCOMMAND BSL	225/55R17	Discontinued	\$ 200.25	\$104.13	\$ -	-
187020565	Passenger	Goodyear	WinterCommand	225/60R16 98T XL WINTERCOMMAND BSL	225/60R16	Discontinued	\$ 186.20	\$97.46	\$ -	-
187030565	Passenger	Goodyear	WinterCommand	225/65R17 99T XL WINTERCOMMAND BSL	225/65R17	Discontinued	\$ 220.10	\$114.45	\$ -	-
187057565	Passenger	Goodyear	WinterCommand	225/60R18 100T XL WINTERCOMMAND BSL	225/60R18	Discontinued	\$ 215.20	\$111.90	\$ -	-
187014565	Passenger	Goodyear	WinterCommand	225/65R16 100T XL WINTERCOMMAND BSL	225/65R16	Discontinued	\$ 181.90	\$94.59	\$ -	-
187026565	Passenger	Goodyear	WinterCommand	225/65R17 102T XL WINTERCOMMAND BSL	225/65R17	Discontinued	\$ 205.76	\$108.59	\$ -	-
187063565	Passenger	Goodyear	WinterCommand	235/60R18 97T XL WINTERCOMMAND BSL	235/60R18	Discontinued	\$ 287.20	\$138.94	\$ -	-
187034565	Passenger	Goodyear	WinterCommand	235/65R17 99T XL WINTERCOMMAND BSL	235/65R17	Discontinued	\$ 209.85	\$109.12	\$ -	-
187061565	Passenger	Goodyear	WinterCommand	235/65R18 100T XL WINTERCOMMAND BSL	235/65R18	Discontinued	\$ 258.45	\$134.39	\$ -	-
187031565	Passenger	Goodyear	WinterCommand	235/60R17 102T XL WINTERCOMMAND BSL	235/60R17	Discontinued	\$ 230.10	\$119.56	\$ -	-
187027565	Passenger	Goodyear	WinterCommand	235/65R17 104T XL WINTERCOMMAND BSL	235/65R17	Discontinued	\$ 222.99	\$115.93	\$ -	-
187010565	Passenger	Goodyear	WinterCommand	235/70R16 106T XL WINTERCOMMAND BSL	235/70R16	Discontinued	\$ 199.25	\$103.61	\$ -	-
187065565	Passenger	Goodyear	WinterCommand	245/50R19 103T XL WINTERCOMMAND BSL	245/50R19	Discontinued	\$ 287.60	\$149.55	\$ -	-
187059565	Passenger	Goodyear	WinterCommand	245/60R18 105T XL WINTERCOMMAND BSL	245/60R18	Discontinued	\$ 263.65	\$137.10	\$ -	-
781030579	Passenger	Goodyear	WinterCommand Ultra	175/65R15 84H XL WINTERCMD ULTRA	175/65R15	Available	\$ 143.70	\$74.72	\$ -	-
781032579	Passenger	Goodyear	WinterCommand Ultra	185/55R16 84T XL WINTERCMD ULTRA	185/55R16	Available	\$ 183.05	\$96.19	\$ -	-
781033579	Passenger	Goodyear	WinterCommand Ultra	185/60R15 84T XL WINTERCMD ULTRA	185/60R15	Available	\$ 151.55	\$78.81	\$ -	-
781031579	Passenger	Goodyear	WinterCommand Ultra	185/65R15 88T XL WINTERCMD ULTRA	185/65R15	Available	\$ 148.49	\$77.22	\$ -	-
781018579	Passenger	Goodyear	WinterCommand Ultra	195/65R15 91T XL WINTERCMD ULTRA	195/65R15	Available	\$ 164.50	\$80.34	\$ -	-
781020579	Passenger	Goodyear	WinterCommand Ultra	205/50R17 93H XL WINTERCMD ULTRA	205/50R17	Available	\$ 244.00	\$126.88	\$ -	-
781007579	Passenger	Goodyear	WinterCommand Ultra	205/55R16 95H XL WINTERCMD ULTRA	205/55R16	Available	\$ 201.08	\$104.55	\$ -	-
781020579	Passenger	Goodyear	WinterCommand Ultra	205/60R16 96H XL WINTERCMD ULTRA	205/60R16	Available	\$ 178.65	\$92.60	\$ -	-
781015579	Passenger	Goodyear	WinterCommand Ultra	215/65R17 95H XL WINTERCMD ULTRA	215/65R17	Available	\$ 181.65	\$94.46	\$ -	-
781016579	Passenger	Goodyear	WinterCommand Ultra	215/60R17 95H XL WINTERCMD ULTRA	215/60R17	Available	\$ 251.15	\$130.60	\$ -	-
781006579	Passenger	Goodyear	WinterCommand Ultra	215/55R16 97H XL WINTERCMD ULTRA	215/55R16	Available	\$ 258.45	\$134.39	\$ -	-
781005579	Passenger	Goodyear	WinterCommand Ultra	215/55R17 98H XL WINTERCMD ULTRA	215/55R17	Available	\$ 208.45	\$109.39	\$ -	-
781003579	Passenger	Goodyear	WinterCommand Ultra	215/60R16 98H XL WINTERCMD ULTRA	215/60R16	Available	\$ 235.76	\$117.38	\$ -	-
781010579	Passenger	Goodyear	WinterCommand Ultra	215/65R16 102T XL WINTERCMD ULTRA	215/65R16	Available	\$ 187.90	\$97.71	\$ -	-
781021579	Passenger	Goodyear	WinterCommand Ultra	215/65R17 103T XL WINTERCMD ULTRA	215/65R17	Available	\$ 203.45	\$105.78	\$ -	-
781035579	Passenger	Goodyear	WinterCommand Ultra	225/40R18 92V XL WINTERCMD ULTRA	225/40R18	Available	\$ 305.05	\$158.83	\$ -	-
781022579	Passenger	Goodyear	WinterCommand Ultra	225/45R17 94H XL WINTERCMD ULTRA	225/45R17	Available	\$ 268.45	\$139.59	\$ -	-
781013579	Passenger	Goodyear	WinterCommand Ultra	225/45R18 95V XL WINTERCMD ULTRA	225/45R18	Available	\$ 294.55	\$153.17	\$ -	-
781011579	Passenger	Goodyear	WinterCommand Ultra	225/50R17 98H XL WINTERCMD ULTRA	225/50R17	Available	\$ 273.10	\$142.04	\$ -	-
781017579	Passenger	Goodyear	WinterCommand Ultra	225/50R18 99H XL WINTERCMD ULTRA	225/50R18	Available	\$ 283.70	\$147.52	\$ -	-
781009579	Passenger	Goodyear	WinterCommand Ultra	225/55R17 101H XL WINTERCMD ULTRA	225/55R17	Available	\$ 239.80	\$124.70	\$ -	-
781067579	Passenger	Goodyear	WinterCommand Ultra	225/55R18 102V XL WINTERCMD ULTRA	225/55R18	Available	\$ 271.80	\$141.23	\$ -	-
781012579	Passenger	Goodyear	WinterCommand Ultra	225/60R16 98H XL WINTERCMD ULTRA	225/60R16	Available	\$ 193.05	\$10		

# Ft. Bend County, TX (NASPO)

Effective 10/01/2022, Expires 09/30/2023

G0008681

Base Price Book Date: April 01, 2022

Net Prices in RED

Product Code	Tire Type	Brand	Tire Line	Size and Description	Size	Item Status	Gov't Base Price Book Date:		FET # applicable
							4/1/2022	Discounted Agency Price	
78105079	Passenger	Goodyear	WinterCommand Ultra	255/45R20 105V XL WNTRCMD ULTRA	255/45R20	Available	\$ 364.10	\$189.33	-
78106979	Passenger	Goodyear	WinterCommand Ultra	255/50R20 109V XL WNTRCMD ULTRA	255/50R20	Available	\$ 358.20	\$188.25	-
78105979	Passenger	Goodyear	WinterCommand Ultra	255/55R19 111H XL WNTRCMD ULTRA	255/55R19	Available	\$ 344.40	\$179.09	-
78107079	Passenger	Goodyear	WinterCommand Ultra	265/50R20 107V SL WNTRCMD ULTRA	265/50R20	Available	\$ 381.85	\$195.56	-
78105759	Passenger	Goodyear	WinterCommand Ultra	275/45R20 110H XL WNTRCMD ULTRA	275/45R20	Available	\$ 393.65	\$204.70	-
78107679	Light Truck	Goodyear	WinterCommand Ultra	235/55R18 105H XL WNTRCMD ULTRA	235/55R18	Available	\$ 309.00	\$180.68	-
755667383	Light Truck	Goodyear	Assurance CS Fuel Max	225/65R17 102H SL ASSUR CS FUEL MAX VSB	225/65R17	Available	\$ 243.92	\$128.84	-
755907383	Light Truck	Goodyear	Assurance CS Fuel Max	285/65R18 111T SL ASSUR CS FUEL MAX VSB	285/65R18	Available	\$ 286.01	\$148.72	-
77181118	Light Truck	Goodyear	Cargo	205/65R15C 102/100R LR-C CARGO G26 B/TTL	205/65R15C	Available	\$ 248.65	\$128.26	-
77185581	Light Truck	Goodyear	Cargo Vector 2	225/55R17C 104H CARGO VECTOR 2	225/55R17C	Available	\$ 278.00	\$145.08	-
72486519	Light Truck	Goodyear	Endurance Trailer	ST205/76R14 105N LR-D ENDURANCE BSW TL	ST205/76R14	Available	\$ 167.25	\$86.97	-
72486519	Light Truck	Goodyear	Endurance Trailer	ST205/76R15 107N LR-D ENDURANCE BSW TL	ST205/76R15	Available	\$ 170.85	\$88.84	-
72487519	Light Truck	Goodyear	Endurance Trailer	ST215/76R14 108N LR-E ENDURANCE BSW TL	ST215/76R14	Available	\$ 178.05	\$87.91	-
72488519	Light Truck	Goodyear	Endurance Trailer	ST225/76R15 117N LR-E ENDURANCE BSW TL	ST225/76R15	Available	\$ 188.70	\$98.12	-
72489519	Light Truck	Goodyear	Endurance Trailer	ST235/60R16 123N LR-E ENDURANCE BSW TL	ST235/60R16	Available	\$ 233.30	\$121.32	-
72489519	Light Truck	Goodyear	Endurance Trailer	ST235/60R16 128N LR-E ENDURANCE BSW TL	ST235/60R16	Available	\$ 256.90	\$133.59	1.32
857013254	Light Truck	Goodyear	Endurance Trailer	ST265/65R18 121Q E FIERCE ATTITUDE M/T	ST265/65R18	Available	\$ 293.55	\$152.65	5.48
151093203	Light Truck	Goodyear	Fortera HL	35X12.50R20LT 101T SL FORTERA HL VSB TL	35X12.50R20LT	Available	\$ 473.00	\$245.88	-
15124203	Light Truck	Goodyear	Fortera HL	285/65R20 101T SL FORTERA HL VSB TL	285/65R20	Available	\$ 264.04	\$137.30	-
15159248	Light Truck	Goodyear	Fortera HL	P245/65R18 109S S2 FORTERA HL VSB TL	P245/65R18	Available	\$ 202.17	\$105.13	-
151774163	Light Truck	Goodyear	Fortera SL	305/40R22 114H S2 FORTERA SL VSB TL	305/40R22	Available	\$ 413.99	\$214.83	-
151775163	Light Truck	Goodyear	Fortera SL	305/45R22 118H S2 FORTERA SL VSB TL	305/45R22	Available	\$ 405.84	\$211.03	-
132246788	Light Truck	Goodyear	WinterCommand LT	285/65R18 114S SL WINTERCOMMAND (P)	285/65R18	Discontinued	\$ -	\$148.74	-
132204788	Light Truck	Goodyear	WinterCommand LT	285/70R16 112S SL WINTERCOMMAND (P)	285/70R16	Discontinued	\$ -	\$132.88	-
132201788	Light Truck	Goodyear	WinterCommand LT	285/70R17 115S WINTERCOMMAND (P) SL	285/70R17	Discontinued	\$ -	\$122.73	-
184140788	Light Truck	Goodyear	WinterCommand LT	LT245/70R17 119Q E WINTERCOMMAND LT TL	LT245/70R17	Discontinued	\$ -	\$118.26	-
184290788	Light Truck	Goodyear	WinterCommand LT	LT245/76R17 121Q E WINTERCOMMAND LT TL	LT245/76R17	Discontinued	\$ -	\$165.20	-
184152788	Light Truck	Goodyear	WinterCommand LT	LT265/70R17 121Q E WINTERCOMMAND LT	LT265/70R17	Discontinued	\$ -	\$169.31	-
184153788	Light Truck	Goodyear	WinterCommand LT	LT265/76R16 123Q E WINTERCOMMAND LT	LT265/76R16	Discontinued	\$ -	\$157.87	-
74038515	Light Truck	Goodyear	Wrangler AT	LT195/75R14 C WRL AT HBW TL	LT195/75R14	Available	\$ 317.70	\$165.20	-
75892572	Light Truck	Goodyear	Wrangler AT Adventure	245/65R17 107T SL WRL AT ADVENTURE BSL	245/65R17	Available	\$ 280.81	\$151.11	-
75890572	Light Truck	Goodyear	Wrangler AT Adventure	245/70R17 110T SL WRL AT ADVENTURE BSL	245/70R17	Available	\$ 308.83	\$160.59	-
75890587	Light Truck	Goodyear	Wrangler AT Adventure	245/75R18 111T SL WRL AT ADVENTURE OWL	245/75R18	Available	\$ 306.42	\$159.34	-
758177207	Light Truck	Goodyear	Wrangler AT Adventure	245/75R17 112T SL WRL AT ADVENTURE BSW	245/75R17	Available	\$ 215.17	\$111.89	-
75826845	Light Truck	Goodyear	Wrangler AT Adventure	255/60R20 113H WRL AT ADVENTURE RR	255/60R20	Available	\$ 389.85	\$187.17	-
75890572	Light Truck	Goodyear	Wrangler AT Adventure	285/65R17 110T SL WRL AT ADVENTURE BSL	285/65R17	Available	\$ 235.00	\$122.20	-
75826846	Light Truck	Goodyear	Wrangler AT Adventure	255/65R19 114H WRL AT ADVENTURE IJR	255/65R19	Available	\$ 332.06	\$172.67	-
75870707	Light Truck	Goodyear	Wrangler AT Adventure	285/70R18 113T SL WRL AT ADVENTURE BSW	285/70R18	Available	\$ 220.74	\$114.79	-
75523845	Light Truck	Goodyear	Wrangler AT Adventure	255/70R18 116H XL WRL AT ADVENTURE IJR	255/70R18	Available	\$ 313.61	\$163.07	-
75514260	Light Truck	Goodyear	Wrangler AT Adventure	265/50R20 107T SR WRL AT ADVENTURE VSB	265/50R20	Available	\$ 345.29	\$179.55	-
75870671	Light Truck	Goodyear	Wrangler AT Adventure	285/60R18 110T SL WRL AT ADVENTURE VSB	285/60R18	Available	\$ 368.58	\$187.60	-
75870690	Light Truck	Goodyear	Wrangler AT Adventure	285/60R18 110T SL WRL AT ADVENTURE VSB	285/60R18	Available	\$ 340.00	\$176.80	-
75806197	Light Truck	Goodyear	Wrangler AT Adventure	265/65R17 112T SL WRL AT ADVENTURE OWL	265/65R17	Available	\$ 332.52	\$172.91	-
75806871	Light Truck	Goodyear	Wrangler AT Adventure	265/65R18 114T SL WRL AT ADVENTURE OWL	265/65R18	Available	\$ 373.76	\$194.35	-
75807071	Light Truck	Goodyear	Wrangler AT Adventure	265/70R18 116T SL WRL AT ADVENTURE OWL	265/70R18	Available	\$ 332.06	\$172.67	-
75806572	Light Truck	Goodyear	Wrangler AT Adventure	275/65R20 113T SL WRL AT ADVENTURE BSL	275/65R20	Available	\$ 343.85	\$178.80	-
75806571	Light Truck	Goodyear	Wrangler AT Adventure	275/65R20 115T SL WRL AT ADVENTURE BSL	275/65R20	Available	\$ 329.82	\$171.30	-
758082572	Light Truck	Goodyear	Wrangler AT Adventure	275/60R20 115T SL WRL AT ADVENTURE BSL	275/60R20	Available	\$ 358.32	\$186.64	-
758073571	Light Truck	Goodyear	Wrangler AT Adventure	275/60R20 115T SL WRL AT ADVENTURE OWL	275/60R20	Available	\$ 363.24	\$188.73	-
758081572	Light Truck	Goodyear	Wrangler AT Adventure	275/65R18 116T SL WRL AT ADVENTURE BSL	275/65R18	Available	\$ 351.30	\$182.97	-
758066571	Light Truck	Goodyear	Wrangler AT Adventure	275/65R18 116T SL WRL AT ADVENTURE OWL	275/65R18	Available	\$ 351.27	\$182.96	-
74851572	Light Truck	Goodyear	Wrangler AT Adventure	LT215/65R16 115R E WRL AT ADVENTURE BSW	LT215/65R16	Available	\$ 374.79	\$194.98	-
74897572	Light Truck	Goodyear	Wrangler AT Adventure	LT265/60R20 121R E WRL AT ADVENTURE BSL	LT265/60R20	Available	\$ 517.73	\$289.22	-
748014572	Light Truck	Goodyear	Wrangler AT Adventure	LT265/70R18 124S E WRL AT ADVENTURE BSL	LT265/70R18	Available	\$ 437.29	\$227.30	0.19
748746872	Light Truck	Goodyear	Wrangler AT Adventure	LT265/75R16 126S E WRL AT ADVENTURE BSL	LT265/75R16	Available	\$ 394.60	\$198.04	-
748303572	Light Truck	Goodyear	Wrangler AT Adventure	LT275/65R20 126S E WRL AT ADVENTURE BSL	LT275/65R20	Available	\$ 501.76	\$260.91	2.38
74813886	Light Truck	Goodyear	Wrangler AT Adventure	LT275/70R18 126S E WRL AT ADVENTURE B01 NSF	LT275/70R18	Available	\$ 280.95	\$148.08	1.32
748139571	Light Truck	Goodyear	Wrangler AT Adventure	LT275/70R18 E WRL AT ADVENTURE OWL NSF	LT275/70R18	Available	\$ 283.76	\$147.56	1.32
748101572	Light Truck	Goodyear	Wrangler AT Adventure	LT285/55R20 122R E WRL AT ADVENTURE BSL	LT285/55R20	Available	\$ 465.76	\$252.80	-
74801572	Light Truck	Goodyear	Wrangler AT Adventure	LT285/60R20 126R E WRL AT ADVENTURE BSL	LT285/60R20	Available	\$ 533.49	\$277.62	1.32
74896572	Light Truck	Goodyear	Wrangler AT Adventure	LT285/70R17 121R E WRL AT ADVENTURE BSL	LT285/70R17	Available	\$ 402.86	\$209.64	-
41135477	Light Truck	Goodyear	Wrangler AT/5	LT215/75R15 106T103S D WRL AT/5 BSLRPTL	LT215/75R15	Available	\$ 301.90	\$156.99	-
41042176	Light Truck	Goodyear	Wrangler AT/5	P285/70R17 113S S2 WRL AT/5 OWL TL	P285/70R17	Available	\$ 234.72	\$122.05	-
150675601	Light Truck	Goodyear	Wrangler DuraTrac	245/70R17 110S BL WRL DURATRAC BSL TL	245/70R17	Available	\$ 329.13	\$171.15	-
150484574	Light Truck	Goodyear	Wrangler DuraTrac	255/55R19 111Q XL WRL DURATRAC BL FP TL	255/55R19	Available	\$ 466.57	\$243.86	-
150596901	Light Truck	Goodyear	Wrangler DuraTrac	255/55R20 110Q XL WRL DURATRAC BLT TL	255/55R20	Available	\$ 433.32	\$225.33	-
150524601	Light Truck	Goodyear	Wrangler DuraTrac	255/70R18 113S SL WRL DURATRAC BSL TL	255/70R18	Available	\$ 373.81	\$194.38	-
15014574	Light Truck	Goodyear	Wrangler DuraTrac	255/70R18 116Q XL WRL DURATRAC JLR	255/70R18	Available	\$ 353.40	\$183.77	-
15089601	Light Truck	Goodyear	Wrangler DuraTrac	255/75R17 116S SL WRL DURATRAC BSL TL	255/75R17	Available	\$ 337.78	\$175.63	-
150525601	Light Truck	Goodyear	Wrangler DuraTrac	265/60R18 110S BL WRL DURATRAC BSL TL	265/60R18	Available	\$ 378.01	\$195.66	-
150153001	Light Truck	Goodyear	Wrangler DuraTrac	265/65R17 112S SL WRL DURATRAC BSL TL	265/65R17	Available	\$ 348.91	\$181.43	-
15094601	Light Truck	Goodyear	Wrangler DuraTrac	265/65R18 114S SL WRL DURATRAC BSL TL	265/65R18	Available	\$ 406.01	\$211.12	-
15056401	Light Truck	Goodyear	Wrangler DuraTrac	265/70R16 123S SL WRL DURATRAC BSL TL	265/70R16	Available	\$ 324.83	\$168.76	-
15000601	Light Truck	Goodyear	Wrangler DuraTrac	275/65R20 113T SL WRL DURATRAC BSL TL	275/65R20	Available	\$ 385.19	\$200.30	-
15067601	Light Truck	Goodyear	Wrangler DuraTrac	275/60R20 115S SL WRL DURATRAC BSL TL	275/60R20	Available	\$ 423.83	\$220.39	-
150638601	Light Truck	Goodyear	Wrangler DuraTrac	275/65R18 116S SL WRL DURATRAC BSL TL	275/65R18	Available	\$ 419.76	\$218.27	-
312007027	Light Truck	Goodyear	Wrangler DuraTrac	31X10.50R15LT 1060 C WRL DURATRAC TL	31X10.50R15LT	Available	\$ 308.88	\$159.88	-
31202027	Light Truck	Goodyear	Wrangler DuraTrac	33X12.50R15LT 1080 C WRL DURATRAC TL	33X12.50R15LT	Available	\$ 385.18	\$200.30	-
31205412	Light Truck	Goodyear	Wrangler DuraTrac	33X12.50R20LT 1140 E WRL DURATRAC BSL TL	33X12.50R20LT	Available	\$ 866.20	\$294.43	-
31205412	Light Truck	Goodyear	Wrangler DuraTrac	35X12.50R17LT 121Q E WRL DURATRAC BSL TL	35X12.50R17LT	Available	\$ 516.35	\$268.50	-
312085142	Light Truck	Goodyear	Wrangler DuraTrac	LT285/75R18 129Q E WRL DURATRAC NSF BSL	LT285/75R18	Available	\$ 478.20	\$249.16	5.48
31208027	Light Truck	Goodyear	Wrangler DuraTrac	LT235/75R16 104T101Q C WRL DURATRAC TL	LT235/75R16	Available	\$ 365.27	\$188.74	-
312036142	Light Truck	Goodyear	Wrangler DuraTrac	LT235/65R16 120T118Q E WRL DURATRAC TL	LT235/65R16	Available	\$ 349.31	\$181.64	-
312014142	Light Truck	Goodyear	Wrangler DuraTrac	LT265/70R17 121T118Q E WRL DURATRAC TL	LT265/70R17	Available	\$ 345.50	\$179.66	-
312018027	Light Truck	Goodyear	Wrangler DuraTrac	LT265/75R16 112T109Q C WRL DURATRAC TL	LT265/75R16	Available	\$ 327.98	\$170.55	-
312034142	Light Truck	Goodyear	Wrangler DuraTrac	LT265/65R16 123T120P E WRL DURATRAC BSL	LT265/65R16	Available	\$ 351.21	\$182.63	-
312067142	Light Truck	Goodyear	Wrangler DuraTrac	LT275/65R18 113Q C WRL DURATRAC BSL TL	LT275/65R18	Available	\$ 319.47	\$166.12	-
312025142	Light Truck	Goodyear	Wrangler DuraTrac	LT275/65R20 126T123Q E WRL DURATRAC TL	LT275/65R20	Available	\$ 577.07	\$300.09	2.38
31208027	Light Truck	Goodyear	Wrangler DuraTrac	LT275/70R18 121R E WRL DURATRAC B01 NSF	LT275/70R18	Available	\$ 365.64	\$184.93	-
31205027	Light Truck	Goodyear	Wrangler DuraTrac	LT275/70R18 125R E WRL DURATRAC OWL TL	LT275/70R18	Available	\$ 371.11	\$192.97	1.32
312028142	Light Truck	Goodyear	Wrangler DuraTrac	LT285/60R20 125T122Q E WRL DURATRAC TL	LT285/60R20	Available	\$ 641.99	\$333.8	

# Ft. Bend County, TX (NASPO)

Effective 10/01/2022, Expires 09/30/2023

G0008681

Base Price Book Date: April 01, 2022

Net Prices in RED

Product Code	Tire Type	Brand	Tire Line	Size and Description	Size	Item Status	Gov't Base Price Book		FET if applicable
							Date: 4/1/2022	Discounted Agency Price	
744821900	Light Truck	Goodyear	Wrangler HT	LT215/85R16E WRL HT OSL TL	LT215/85R16	Available	\$ 266.57	<b>\$138.62</b>	\$ -
750185326	Light Truck	Goodyear	Wrangler MT/R Keplar	33X10 50R17LT 118Q D WRL MTR KEVLAR BSL	33X10 50R17	Discontinued	\$ 378.30	<b>\$196.72</b>	\$ -
750186326	Light Truck	Goodyear	Wrangler MT/R Keplar	33X10 50R18LT 116Q D WRL MTR KEVLAR BSL	33X10 50R18	Available	\$ 491.60	<b>\$255.63</b>	\$ -
750035326	Light Truck	Goodyear	Wrangler MT/R Keplar	33X12 50R20LT 114Q E WRL MTR WKEVLAR	33X12 50R20LT	Available	\$ 576.96	<b>\$300.02</b>	\$ -
750740326	Light Truck	Goodyear	Wrangler MT/R Keplar	35X12 50R17LT WRANGLER MTR WKEVLAR TL	35X12 50R17LT	Available	\$ 529.92	<b>\$275.56</b>	\$ -
750032326	Light Truck	Goodyear	Wrangler MT/R Keplar	35X12 50R18LT 123Q E WRL MTR WKEVLAR	35X12 50R18LT	Available	\$ 590.64	<b>\$307.13</b>	\$ -
750002326	Light Truck	Goodyear	Wrangler MT/R Keplar	35X12 50R20LT 121Q E WRL MTR WKEVLAR	35X12 50R20LT	Available	\$ 594.95	<b>\$309.38</b>	\$ -
750578326	Light Truck	Goodyear	Wrangler MT/R Keplar	37X12 50R17LT WRANGLER MTR WKEVLAR TL	37X12 50R17LT	Available	\$ 616.75	<b>\$320.71</b>	\$ 0.19
750189326	Light Truck	Goodyear	Wrangler MT/R Keplar	37X12 50R20LT 126Q E WRL MTR KEVLAR BSL	37X12 50R20	Available	\$ 677.47	<b>\$352.28</b>	\$ 2.36
750736326	Light Truck	Goodyear	Wrangler MT/R Keplar	38X14 50R18LT 124Q D WRL MTR KEVLAR BSL	37X13 50R18	Available	\$ 561.20	<b>\$291.82</b>	\$ 0.19
750622326	Light Truck	Goodyear	Wrangler MT/R Keplar	38X14 50R17LT WRANGLER MTR WKEVLAR TL	38X14 50R17LT	Available	\$ 729.00	<b>\$379.08</b>	\$ -
750625326	Light Truck	Goodyear	Wrangler MT/R Keplar	40X13 50R17LT WRANGLER MTR WKEVLAR TL	40X13 50R17LT	Available	\$ 845.25	<b>\$439.53</b>	\$ -
750713326	Light Truck	Goodyear	Wrangler MT/R Keplar	42X14 50R17LT WRANGLER MTR WKEVLAR TL	42X14 50R17LT	Available	\$ 886.05	<b>\$460.75</b>	\$ -
75040326	Light Truck	Goodyear	Wrangler MT/R Keplar	LT235/85R16 E WRANGLER MTR WKEVLAR TL	LT235/85R16	Available	\$ 362.95	<b>\$188.73</b>	\$ -
750151326	Light Truck	Goodyear	Wrangler MT/R Keplar	LT245/70R17 119Q E WRL MTR KEVLAR BSL	LT245/70R17	Available	\$ 371.05	<b>\$192.94</b>	\$ -
750707326	Light Truck	Goodyear	Wrangler MT/R Keplar	LT245/75R17 121Q E WRL MTR KEVLAR BSL	LT245/75R16	Available	\$ 399.17	<b>\$207.57</b>	\$ -
750687326	Light Truck	Goodyear	Wrangler MT/R Keplar	LT255/75R17 C 110 WRL MTR WKEVLAR TL	LT245/75R17	Available	\$ 401.35	<b>\$208.70</b>	\$ -
750152326	Light Truck	Goodyear	Wrangler MT/R Keplar	LT265/70R17 121Q E WRL MTR KEVLAR BSL	LT255/75R17	Available	\$ 390.31	<b>\$202.96</b>	\$ -
750153326	Light Truck	Goodyear	Wrangler MT/R Keplar	LT265/75R16 123Q E WRL MTR KEVLAR BSL	LT265/70R17	Available	\$ 410.49	<b>\$213.46</b>	\$ -
750392326	Light Truck	Goodyear	Wrangler MT/R Keplar	LT275/65R18 113Q C WRL MTR KEVLAR BSL	LT265/75R16	Available	\$ 384.85	<b>\$200.12</b>	\$ -
750714326	Light Truck	Goodyear	Wrangler MT/R Keplar	LT275/65R20 E WRANGLER MTR WKEVLAR TL	LT275/65R20	Available	\$ 520.55	<b>\$270.68</b>	\$ -
750393326	Light Truck	Goodyear	Wrangler MT/R Keplar	LT275/70R17 121Q E WRL MTR KEVLAR BSL	LT275/70R17	Available	\$ 565.51	<b>\$294.07</b>	\$ 2.36
750432326	Light Truck	Goodyear	Wrangler MT/R Keplar	LT275/70R18 125Q E WRL MTR KEVLAR BSL	LT275/70R18	Available	\$ 436.75	<b>\$227.11</b>	\$ -
750190326	Light Truck	Goodyear	Wrangler MT/R Keplar	LT275/80R17 121Q D WRL MTR KEVLAR BSL	LT275/80R17	Available	\$ 455.92	<b>\$237.08</b>	\$ 1.32
750435326	Light Truck	Goodyear	Wrangler MT/R Keplar	LT285/65R20 WRANGLER MTR WKEVLAR BSL TL	LT275/80R17	Available	\$ 585.24	<b>\$304.32</b>	\$ 3.40
750434326	Light Truck	Goodyear	Wrangler MT/R Keplar	LT285/70R17 121Q D WRL MTR KEVLAR BSL	LT285/70R17	Available	\$ 454.65	<b>\$236.42</b>	\$ -
750451326	Light Truck	Goodyear	Wrangler MT/R Keplar	LT285/75R16 126Q E WRL MTR KEVLAR BSL	LT285/75R16	Available	\$ 437.75	<b>\$227.63</b>	\$ 2.36
750116326	Light Truck	Goodyear	Wrangler MT/R Keplar	LT285/75R18 129P E WRL MTR KEVLAR BSL	LT285/75R18	Available	\$ 568.79	<b>\$295.77</b>	\$ 5.48
750188326	Light Truck	Goodyear	Wrangler MT/R Keplar	LT295/70R18 129Q E WRL MTR KEVLAR BSL	LT295/70R18	Available	\$ 527.45	<b>\$274.27</b>	\$ 5.48
750542326	Light Truck	Goodyear	Wrangler MT/R Keplar	LT305/70R17 119Q D WRL MTR KEVLAR BSL	LT305/70R17	Available	\$ 515.89	<b>\$268.26</b>	\$ -
750551326	Light Truck	Goodyear	Wrangler MT/R Keplar	LT315/70R17 121Q D WRL MTR KEVLAR BSL	LT315/70R17	Available	\$ 542.46	<b>\$282.08</b>	\$ -
179020436	Light Truck	Goodyear	Wrangler SR-A	LT265/60R20 121/118S E WRL SR-A VSB TL	LT265/60R20	Available	\$ 358.97	<b>\$186.67</b>	\$ -
179040436	Light Truck	Goodyear	Wrangler SR-A	LT265/70R18 124/121S E WRL SR-A VSB TL	LT265/70R18	Available	\$ 397.04	<b>\$206.46</b>	\$ 0.19
183482418	Light Truck	Goodyear	Wrangler SR-A	P225/70R15 100S S2 WRL SR-A OWL TL	P225/70R15	Available	\$ 216.72	<b>\$112.69</b>	\$ -
183601418	Light Truck	Goodyear	Wrangler SR-A	P255/70R16 109S S2 WRL SR-A OWL TL	P255/70R16	Available	\$ 266.86	<b>\$138.77</b>	\$ -
183107418	Light Truck	Goodyear	Wrangler SR-A	P255/75R17 113S S2 WRL SR-A OWL TL	P255/75R17	Available	\$ 301.53	<b>\$156.80</b>	\$ -
183158436	Light Truck	Goodyear	Wrangler SR-A	P265/60R18 109T S2 WRL SR-A VSB TL	P265/60R18	Available	\$ 236.04	<b>\$122.74</b>	\$ -
183102217	Light Truck	Goodyear	Wrangler SR-A	P265/70R17 113R S2 WRL SR-A VSB TL	P265/70R17	Available	\$ 249.90	<b>\$129.95</b>	\$ -
183934436	Light Truck	Goodyear	Wrangler SR-A	P275/55R20 111S SL WRL SR-A BSL TL	P275/55R20	Available	\$ 294.00	<b>\$152.88</b>	\$ -
183934492	Light Truck	Goodyear	Wrangler SR-A	P275/60R20 114S S2 WRL SR-A VSB TL	P275/60R20	Available	\$ 249.32	<b>\$129.65</b>	\$ -
183934470	Light Truck	Goodyear	Wrangler SR-A	P275/60R20 114S SL WRL SR-A OWL TL	P275/60R20	Available	\$ 247.02	<b>\$128.45</b>	\$ -
773017415	Light Truck	Goodyear	Wrangler ST	P275/60R20 114S SL WRL SR-A SL VSB TL	P275/60R20	Available	\$ 240.64	<b>\$125.13</b>	\$ -
741126681	Light Truck	Goodyear	Wrangler Trailrunner A/T	235/75R16 S2 104S WRL TRAILRUNN AT BSL	235/75R16	Available	\$ 168.02	<b>\$87.37</b>	\$ -
741074680	Light Truck	Goodyear	Wrangler Trailrunner A/T	255/70R18 113T SL WRL TRAILRUNNER A/T	235/75R15	Discontinued	\$ 140.76	<b>\$73.20</b>	\$ -
741178681	Light Truck	Goodyear	Wrangler Trailrunner A/T	275/60R20 116S SL WRL TRAILRUNN AT BSL	255/70R18	Discontinued	\$ 263.55	<b>\$137.05</b>	\$ -
741066680	Light Truck	Goodyear	Wrangler Trailrunner A/T	275/65R18 116T SL WRL TRAILRUNNER A/T	275/60R20	Available	\$ 250.01	<b>\$130.01</b>	\$ -
742303681	Light Truck	Goodyear	Wrangler Trailrunner A/T	LT275/65R20 126S E WRL TRAILRUNN AT BSL	275/65R18	Available	\$ 313.09	<b>\$162.81</b>	\$ -
179283622	Light Truck	Goodyear	Wrl Fort HT C-Type	185/60R15C 94T C WRL FORTITUDE HT TL	275/65R18	Available	\$ 395.20	<b>\$205.50</b>	\$ 2.36
179196622	Light Truck	Goodyear	Wrl Fort HT C-Type	195/75R16C 107R D WRL FORTITUDE HT TL	185/60R15C	Available	\$ 179.60	<b>\$93.39</b>	\$ -
179194622	Light Truck	Goodyear	Wrl Fort HT C-Type	225/75R16C 121R E WRL FORTITUDE HT TL	195/75R16C	Available	\$ 237.10	<b>\$123.29</b>	\$ -
157561834	Light Truck	Goodyear	Wrl Fortitude HT	225/75R16C 121R E WRL FORTITUDE HT TL	225/75R16C	Available	\$ 341.50	<b>\$177.58</b>	\$ -
157144620	Light Truck	Goodyear	Wrl Fortitude HT	225/65R17 102H SL WRL FORTITUDE HT	225/65R17	Available	\$ 223.79	<b>\$116.37</b>	\$ -
157996622	Light Truck	Goodyear	Wrl Fortitude HT	225/75R16 104T SL WRL FORTITUDE HT OWL TL	225/75R16	Available	\$ 243.92	<b>\$126.84</b>	\$ -
157142622	Light Truck	Goodyear	Wrl Fortitude HT	235/65R17 104T SL WRL FORTITUDE HT BSL TL	235/65R17	Available	\$ 244.89	<b>\$127.34</b>	\$ -
157145622	Light Truck	Goodyear	Wrl Fortitude HT	235/75R15 105T SL WRL FORTITUDE HT BSL TL	235/75R15	Available	\$ 208.32	<b>\$108.33</b>	\$ -
157091622	Light Truck	Goodyear	Wrl Fortitude HT	235/75R16 112T XL WRL FORTITUDE HT BSL TL	235/75R16	Available	\$ 268.53	<b>\$139.63</b>	\$ -
157592622	Light Truck	Goodyear	Wrl Fortitude HT	245/60R18 105T SL WRL FORTITUDE HT BSL TL	245/60R18	Available	\$ 298.20	<b>\$155.06</b>	\$ -
157762620	Light Truck	Goodyear	Wrl Fortitude HT	245/65R17 107T SL WRL FORTITUDE HT BSL TL	245/65R17	Available	\$ 258.92	<b>\$134.64</b>	\$ -
157099620	Light Truck	Goodyear	Wrl Fortitude HT	245/70R16 107T SL WRL FORTITUDE HT OWL TL	245/70R16	Available	\$ 258.75	<b>\$134.55</b>	\$ -
157096622	Light Truck	Goodyear	Wrl Fortitude HT	245/75R16 111T SL WRL FORTITUDE HT OWL TL	245/75R16	Available	\$ 251.91	<b>\$130.99</b>	\$ -
157088622	Light Truck	Goodyear	Wrl Fortitude HT	255/65R17 110T SL WRL FORTITUDE HT BSL TL	255/65R17	Available	\$ 199.70	<b>\$103.84</b>	\$ -
157076622	Light Truck	Goodyear	Wrl Fortitude HT	255/65R18 111T SL WRL FORTITUDE HT BSL TL	255/65R18	Available	\$ 306.65	<b>\$159.46</b>	\$ -
157056620	Light Truck	Goodyear	Wrl Fortitude HT	265/60R18 110T SL WRL FORTITUDE HT BSL TL	265/60R18	Available	\$ 249.67	<b>\$129.83</b>	\$ -
157179620	Light Truck	Goodyear	Wrl Fortitude HT	265/65R17 112T SL WRL FORTITUDE HT OWL TL	265/65R17	Available	\$ 322.58	<b>\$167.74</b>	\$ -
157042622	Light Truck	Goodyear	Wrl Fortitude HT	265/65R18 114T SL WRL FORTITUDE HT BSL TL	265/65R18	Available	\$ 247.65	<b>\$128.78</b>	\$ -
157042620	Light Truck	Goodyear	Wrl Fortitude HT	265/65R18 114T SL WRL FORTITUDE HT OWL TL	265/65R18	Available	\$ 259.21	<b>\$134.79</b>	\$ -
157076620	Light Truck	Goodyear	Wrl Fortitude HT	265/70R17 115T SL WRL FORTITUDE HT BSW TL	265/70R17	Available	\$ 259.38	<b>\$134.88</b>	\$ -
157252620	Light Truck	Goodyear	Wrl Fortitude HT	265/70R17 115T SL WRL FORTITUDE HT OWL TL	265/70R17	Available	\$ 240.70	<b>\$125.16</b>	\$ -
157081620	Light Truck	Goodyear	Wrl Fortitude HT	265/75R16 116T SL WRL FORTITUDE HT OWL TL	265/70R18	Available	\$ 328.67	<b>\$170.91</b>	\$ -
157066708	Light Truck	Goodyear	Wrl Fortitude HT	275/65R18 116T SL WRL FORTITUDE HT TL	265/75R16	Available	\$ 261.45	<b>\$135.96</b>	\$ -
157176622	Light Truck	Goodyear	Wrl Fortitude HT	275/65R18 116T SL WRL FORTITUDE HT VSB TL	275/65R18	Available	\$ 282.21	<b>\$146.75</b>	\$ -
179233622	Light Truck	Goodyear	Wrl Fortitude HT	285/45R22 114H XL WRL FORTITUDE HT BSW TL	275/65R18	Available	\$ 260.19	<b>\$135.30</b>	\$ -
179097622	Light Truck	Goodyear	Wrl Fortitude HT	LT215/85R16 115R E WRL FORTITUDE HT TL	285/45R22	Available	\$ 321.31	<b>\$167.08</b>	\$ -
179214622	Light Truck	Goodyear	Wrl Fortitude HT	LT265/60R20 121R E WRL FORTITUDE HT TL	LT215/85R16	Available	\$ 289.92	<b>\$150.76</b>	\$ -
179746620	Light Truck	Goodyear	Wrl Fortitude HT	LT265/70R18 124R E WRL FORTITUDE HT TL	LT265/60R20	Available	\$ 390.89	<b>\$203.26</b>	\$ -
179092622	Light Truck	Goodyear	Wrl Fortitude HT	LT265/75R16 123R E WRL FORTITUDE HT TL	LT265/70R18	Available	\$ 360.18	<b>\$187.29</b>	\$ 0.19
179231622	Light Truck	Goodyear	Wrl Fortitude HT	LT275/65R18 123R E WRL FORTITUDE HT TL	LT265/75R16	Available	\$ 331.09	<b>\$172.16</b>	\$ -
179136622	Light Truck	Goodyear	Wrl Fortitude HT	LT275/65R20 126R E WRL FORTITUDE HT TL	LT275/65R18	Available	\$ 373.58	<b>\$214.26</b>	\$ 2.36
179015622	Light Truck	Goodyear	Wrl Fortitude HT	LT275/70R18 125R E WRL FORTITUDE HT TL	LT275/70R18	Available	\$ 368.10	<b>\$190.37</b>	\$ 1.32
722721332	Light Truck	Goodyear	Wrl Fortitude HT	LT285/60R20 125R E WRL FORTITUDE HT TL	LT285/60R20	Available	\$ 441.43	<b>\$229.64</b>	\$ 1.32
734001586	Light Truck	Goodyear	Wrl HP All Weather	LT285/70R17 121R E WRL FORTITUDE HT TL	LT285/70R17	Available	\$ 358.96	<b>\$185.62</b>	\$ -
734259838	Light Truck	Goodyear	Wrl Territory AT	235/55R19 105V XL WRL HP ALL WEATHER JR	235/55R19	Available	\$ 464.60	<b>\$241.59</b>	\$ -
734070640	Light Truck	Goodyear	Wrl Territory AT	275/65R18 116T SL WRL TERRITORY AT OWL	275/65R18	Discontinued	\$ 272.85	<b>\$141.88</b>	\$ -
734004640	Light Truck	Goodyear	Wrl Territory AT	LT325/65R18 D WRANGLER TERRITORY AT BSL	LT325/65R18	Available	\$ 373.75	<b>\$194.35</b>	\$ -
734001640	Light Truck	Goodyear	Wrl Territory AT	265/70R16 112T SL WRL TERRITORY AT BSL	265/70R16	Available	\$ 221.80	<b>\$115.34</b>	\$ -
827010815	Light Truck	Goodyear	Wrl Territory HT	265/60R18 11					

**Ft. Bend County, TX (NASPO)**  
Effective 10/01/2022, Expires 09/30/2023

G0008681

Base Price Book Date: April 01, 2022

Net Prices in RED

Product Code	Tire Type	Brand	Tire Line	Size and Description	Size	Item Status	Gov't Base Price Book Date:	Discounted Agency Price	FET if applicable
							4/1/2022		
480127856	Light Truck	Goodyear	Wrk Workhorse AT	255/70R16 111S SL WRL WORKHORSE AT OWL	255/70R16	Available	\$ 249.75	\$129.87	\$ -
480067856	Light Truck	Goodyear	Wrk Workhorse AT	255/70R17 112T SL WRL WORKHORSE AT OWL	255/70R17	Available	\$ 276.80	\$143.94	\$ -
480074856	Light Truck	Goodyear	Wrk Workhorse AT	255/70R18 113T SL WRL WORKHORSE AT OWL	255/70R18	Available	\$ 307.30	\$159.80	\$ -
480076856	Light Truck	Goodyear	Wrk Workhorse AT	265/60R18 110T SL WRL WORKHORSE AT OWL	265/60R18	Available	\$ 297.00	\$154.44	\$ -
480061856	Light Truck	Goodyear	Wrk Workhorse AT	265/65R17 112T SL WRL WORKHORSE AT OWL	265/65R17	Available	\$ 277.00	\$144.04	\$ -
480068856	Light Truck	Goodyear	Wrk Workhorse AT	265/65R18 114T SL WRL WORKHORSE AT OWL	265/65R18	Available	\$ 313.35	\$162.94	\$ -
480045856	Light Truck	Goodyear	Wrk Workhorse AT	265/70R16 112T SL WRL WORKHORSE AT OWL	265/70R16	Available	\$ 253.35	\$131.74	\$ -
480042856	Light Truck	Goodyear	Wrk Workhorse AT	265/70R17 115T SL WRL WORKHORSE AT OWL	265/70R17	Available	\$ 262.80	\$136.66	\$ -
480070856	Light Truck	Goodyear	Wrk Workhorse AT	265/70R18 116T SL WRL WORKHORSE AT OWL	265/70R18	Available	\$ 308.80	\$160.58	\$ -
480057856	Light Truck	Goodyear	Wrk Workhorse AT	265/75R16 116T SL WRL WORKHORSE AT OWL	265/75R16	Available	\$ 248.25	\$129.09	\$ -
480065856	Light Truck	Goodyear	Wrk Workhorse AT	275/55R20 113T SL WRL WORKHORSE AT BSL	275/55R20	Available	\$ 316.35	\$164.50	\$ -
480176856	Light Truck	Goodyear	Wrk Workhorse AT	275/65R18 116T SL WRANGLER WORKHORSE AT	275/65R18	Available	\$ 321.50	\$167.18	\$ -
481223856	Light Truck	Goodyear	Wrk Workhorse AT	285/45R22 114H XL WRL WORKHORSE AT BSL	285/45R22	Available	\$ 363.30	\$188.92	\$ -
481267856	Light Truck	Goodyear	Wrk Workhorse AT	LT215/85R16 E 115R WRL WORKHORSE AT BSL	LT215/85R16	Available	\$ 285.40	\$138.01	\$ -
481278856	Light Truck	Goodyear	Wrk Workhorse AT	LT225/65R17 D 1015 WRL WORKHORSE AT BSL	LT225/65R17	Available	\$ 253.85	\$132.00	\$ -
481748856	Light Truck	Goodyear	Wrk Workhorse AT	LT235/75R16 E 115R WRL WORKHORSE AT BSL	LT235/75R16	Available	\$ 254.90	\$132.55	\$ -
481235856	Light Truck	Goodyear	Wrk Workhorse AT	LT235/80R17 E 120R WRL WORKHORSE AT BSL	LT235/80R17	Available	\$ 310.35	\$161.38	\$ -
481745856	Light Truck	Goodyear	Wrk Workhorse AT	LT235/85R16 E 120R WRL WORKHORSE AT BSL	LT235/85R16	Available	\$ 274.35	\$142.66	\$ -
481120856	Light Truck	Goodyear	Wrk Workhorse AT	LT245/70R17 E 119S WRL WORKHORSE AT BSL	LT245/70R17	Available	\$ 298.10	\$155.01	\$ -
481103856	Light Truck	Goodyear	Wrk Workhorse AT	LT245/75R16 E 120R WRL WORKHORSE AT BSL	LT245/75R16	Available	\$ 282.40	\$136.45	\$ -
481104856	Light Truck	Goodyear	Wrk Workhorse AT	LT245/75R17 E 121S WRL WORKHORSE AT BSL	LT245/75R17	Available	\$ 305.85	\$159.04	\$ -
481097856	Light Truck	Goodyear	Wrk Workhorse AT	LT265/60R20 E 121R WRL WORKHORSE AT BSL	LT265/60R20	Available	\$ 417.55	\$217.13	\$ -
481535856	Light Truck	Goodyear	Wrk Workhorse AT	LT265/70R17 E 121R WRL WORKHORSE AT BSL	LT265/70R17	Available	\$ 308.85	\$160.60	\$ -
481014856	Light Truck	Goodyear	Wrk Workhorse AT	LT265/70R18 E 124S WRL WORKHORSE AT OWL	LT265/70R18	Available	\$ 329.85	\$171.52	\$ 0.19
481746856	Light Truck	Goodyear	Wrk Workhorse AT	LT265/75R16 E 123R WRL WORKHORSE AT OWL	LT265/75R16	Available	\$ 266.30	\$138.48	\$ -
481965856	Light Truck	Goodyear	Wrk Workhorse AT	LT275/65R18 E 123S WRL WORKHORSE AT OWL	LT275/65R18	Available	\$ 338.85	\$176.20	\$ -
481139856	Light Truck	Goodyear	Wrk Workhorse AT	LT275/70R18 E 125R WRL WORKHORSE AT OWL	LT275/70R18	Available	\$ 356.55	\$185.41	\$ 1.32
481096856	Light Truck	Goodyear	Wrk Workhorse AT	LT285/70R17 E 121R WRL WORKHORSE AT OWL	LT285/70R17	Available	\$ 352.35	\$183.22	\$ -
481585856	Light Truck	Goodyear	Wrk Workhorse AT	LT285/75R16 E 126R WRL WORKHORSE AT OWL	LT285/75R16	Available	\$ 314.85	\$163.72	\$ 2.36
13905674	Commercial LT	Goodyear	Endurance RSA	225/70R19.5 G ENDURANCE RSA TL	225/70R19.5	Available	\$ 851.99	\$340.79	\$ 4.44
139004674	Commercial LT	Goodyear	Endurance RSA	245/70R19.5 H ENDURANCE RSA TL	245/70R19.5	Available	\$ 926.38	\$370.55	\$ 13.61
13986674	Commercial LT	Goodyear	Endurance RSA	LT215/85R16 E 115/112Q ENDURANCE RSA TL	LT215/85R16	Available	\$ 750.69	\$300.28	\$ -
13986274	Commercial LT	Goodyear	Endurance RSA	LT225/75R16 E 115/112Q ENDURANCE RSA TL	LT225/75R16	Available	\$ 746.85	\$298.75	\$ -
139715674	Commercial LT	Goodyear	Endurance RSA	LT245/75R16 E 120/116Q ENDURANCE RSA TL	LT245/75R16	Available	\$ 781.98	\$312.79	\$ -
13986672	Commercial LT	Goodyear	Endurance RSD	LT215/85R16 E 115/112Q ENDURANCE RSD	LT215/85R16	Available	\$ 713.00	\$285.20	\$ -
13986272	Commercial LT	Goodyear	Endurance RSD	LT225/75R16 E 115/112Q ENDURANCE RSD	LT225/75R16	Available	\$ 727.98	\$291.19	\$ -
139715672	Commercial LT	Goodyear	Endurance RSD	LT245/75R16 E 120/116Q ENDURANCE RSD	LT245/75R16	Available	\$ 773.01	\$309.20	\$ -
139755860	Commercial LT	Goodyear	Fuel Max RSA ULT	225/70R19.5 G FUEL MAX RSA TL	225/70R19.5	Available	\$ 905.24	\$362.10	\$ 4.44
139028860	Commercial LT	Goodyear	Fuel Max RSA ULT	245/70R19.5 H FUEL MAX RSA TL	245/70R19.5	Available	\$ 984.29	\$393.72	\$ 13.61
139172808	Commercial LT	Goodyear	Fuel Max RTD ULT	225/70R19.5 FUEL MAX RTD IR-G 816173	225/70R19.5	Available	\$ 922.54	\$369.02	\$ 4.44
139002808	Commercial LT	Goodyear	Fuel Max RTD ULT	245/70R19.5 FUEL MAX RTD TL 814085	245/70R19.5	Available	\$ 993.87	\$397.55	\$ 13.61
139699107	Commercial LT	Goodyear	G171	8R19.5 F G171 TL	8R19.5	Available	\$ 769.42	\$307.77	\$ 0.19
139229099	Commercial LT	Goodyear	G614 RST	LT235/85R16G G614 RST TL	LT235/85R16	Available	\$ 836.10	\$334.44	\$ 2.36
139755205	Commercial LT	Goodyear	G622 RSD	225/70R19.5 128/126Q G622 RSD TL	225/70R19.5	Available	\$ 783.29	\$313.32	\$ 4.44
139913205	Commercial LT	Goodyear	G622 RSD	245/70R19.5 G 622 RSD TL	245/70R19.5	Available	\$ 843.86	\$337.65	\$ 9.83
139055028	Commercial LT	Goodyear	G633 RSD	8R19.5 F G633 RSD TL	8R19.5	Available	\$ 753.13	\$301.25	\$ 0.19
139172053	Commercial LT	Goodyear	G647 R55	225/70R19.5 G 647 R55 TL	225/70R19.5	Available	\$ 771.00	\$308.40	\$ 4.44
139170800	Commercial LT	Goodyear	G647 R55	245/70R19.5 131/131 G 647 R55 TL	245/70R19.5	Available	\$ 810.78	\$324.31	\$ 9.83
139699080	Commercial LT	Goodyear	G647 R55	8R19.5 F 647 R55 TL	8R19.5	Available	\$ 759.20	\$303.68	\$ 0.19
139418050	Commercial LT	Goodyear	G670 RV	225/70R19.5 F G670RV TL	225/70R19.5	Available	\$ 927.76	\$371.10	\$ 1.32
139081307	Commercial LT	Goodyear	G971	LT215/85R16 E G971 TL	LT215/85R16	Available	\$ 711.07	\$284.43	\$ -
139080307	Commercial LT	Goodyear	G971	LT235/85R16 E G971 TL	LT235/85R16	Available	\$ 748.48	\$299.39	\$ -
139823740	Commercial LT	Goodyear	KMAX	245/70R17.5 J KMAX ULT INMETRO TL	245/70R17.5	Available	\$ 871.03	\$348.41	\$ 23.63
139824679	Commercial LT	Goodyear	Regional RHS	235/75R17.5 H 132/130L REGIONAL RHS TL	235/75R17.5	Available	\$ 1,000.43	\$400.17	\$ 8.60
756160897	Medium Truck	Goodyear	Armor Max MSA	425/65R22.5 L ARMOR MAX MSA TL	425/65R22.5	Available	\$ 1,896.55	\$758.62	\$ 37.33
75613897	Medium Truck	Goodyear	Armor Max MSA	385/65R22.5 158K ARMOR MAX MSA	385/65R22.5	New 2022	\$ 2,008.66	\$803.46	\$ 27.74
75615897	Medium Truck	Goodyear	Armor Max MSA	445/65R22.5 168K ARMOR MAX MSA	445/65R22.5	New 2022	\$ 2,364.18	\$945.67	\$ 41.58
138799897	Medium Truck	Goodyear	Armor Max MSA	11R22.5 146/143K H ARMOR MAX MSA	11R00R22.5	New 2022	\$ 1,622.78	\$649.11	\$ 29.39
138799887	Medium Truck	Goodyear	Armor Max MSA DS	11R22.5 149/146K H ARMOR MAX MSA DS	11R00R22.5	New 2022	\$ 1,768.84	\$707.54	\$ 29.39
138798887	Medium Truck	Goodyear	Armor Max MSA DS	11R24 5 149/146K H ARMOR MAX MSA DS	11R00R24.5	New 2022	\$ 1,853.15	\$741.26	\$ 34.59
756160887	Medium Truck	Goodyear	Armor Max MSA DuraSeal	425/65R22.5 L ARMOR MAX MSA DURASEAL TL	425/65R22.5	Available	\$ 2,243.51	\$897.41	\$ 37.33
138799552	Medium Truck	Goodyear	Armor Max Pro Grade MSD	11R22.5 H ARMOR MAX PRO GRADE MSD TL	11R22.5	Available	\$ 1,418.30	\$567.32	\$ 29.39
138798552	Medium Truck	Goodyear	Armor Max Pro Grade MSD	11R24.5 H ARMOR MAX PRO GRADE MSD TL	11R24.5	Available	\$ 1,534.71	\$613.89	\$ 34.59
138127652	Medium Truck	Goodyear	Armor Max Pro Grade MSD	12R22.5 H ARMOR MAX PRO GRADE MSD TL	12R22.5	Available	\$ 1,665.05	\$666.02	\$ 36.76
138799553	Medium Truck	Goodyear	Armor Max Pro MSD Dura	11R22.5 H ARMOR MAX PRO GRADE MSD DURAS	11R22.5	Available	\$ 1,568.21	\$627.28	\$ 29.39
138798553	Medium Truck	Goodyear	Armor Max Pro MSD Dura	11R24.5 H ARMOR MAX PRO GRADE MSD DURAS	11R24.5	Available	\$ 1,679.44	\$671.77	\$ 34.59
138802734	Medium Truck	Goodyear	Endurance LHD	11R22.5 G ENDURANCE LHD	11R22.5	Available	\$ 1,356.64	\$542.66	\$ 25.23
138179734	Medium Truck	Goodyear	Endurance LHD	11R22.5 G ENDURANCE LHD	11R22.5	Available	\$ 1,385.06	\$554.02	\$ 29.39
138810734	Medium Truck	Goodyear	Endurance LHD	11R24.5 H ENDURANCE LHD	11R24.5	Available	\$ 1,439.38	\$575.75	\$ 29.39
138813734	Medium Truck	Goodyear	Endurance LHD	11R24.5 H ENDURANCE LHD	11R24.5	Available	\$ 1,468.19	\$587.28	\$ 34.59
756816734	Medium Truck	Goodyear	Endurance LHD	285/75R24.5 G ENDURANCE LHD	285/75R24.5	Available	\$ 1,410.60	\$564.24	\$ 25.23
756817734	Medium Truck	Goodyear	Endurance LHD	295/75R22.5 G ENDURANCE LHD	295/75R22.5	Available	\$ 1,330.77	\$532.31	\$ 25.23
138802753	Medium Truck	Goodyear	Endurance LHS	11R22.5 144/142L G ENDURANCE LHS	11R22.5	Available	\$ 1,291.04	\$516.42	\$ 25.23
138161753	Medium Truck	Goodyear	Endurance LHS	11R22.5 146/143L H ENDURANCE LHS	11R22.5	Available	\$ 1,316.89	\$526.76	\$ 29.39
138801753	Medium Truck	Goodyear	Endurance LHS	11R24 5 146/143L G ENDURANCE LHS	11R24.5	Available	\$ 1,369.53	\$547.41	\$ 29.39
138813753	Medium Truck	Goodyear	Endurance LHS	11R24 5 149/146L H ENDURANCE LHS	11R24.5	Available	\$ 1,395.87	\$558.35	\$ 34.59
756604753	Medium Truck	Goodyear	Endurance LHS	285/75R24.5 144/141L G ENDURANCE LHS	285/75R24.5	Available	\$ 1,341.13	\$536.45	\$ 25.23
756405753	Medium Truck	Goodyear	Endurance LHS	285/75R24.5 147/144L H ENDURANCE LHS	285/75R24.5	Available	\$ 1,367.96	\$547.19	\$ 31.00
756603753	Medium Truck	Goodyear	Endurance LHS	295/75R22.5 144/141L G ENDURANCE LHS	295/75R22.5	Available	\$ 1,265.25	\$506.10	\$ 25.23
756220753	Medium Truck	Goodyear	Endurance LHS	295/75R22.5 149/146L H ENDURANCE LHS	295/75R22.5	Available	\$ 1,290.53	\$516.21	\$ 34.59
138792674	Medium Truck	Goodyear	Endurance RSA	10R22.5 G ENDURANCE RSA TL	10R22.5	Available	\$ 1,168.73	\$467.49	\$ 20.51
138802674	Medium Truck	Goodyear	Endurance RSA	11R22.5 G ENDURANCE RSA TL	11R22.5	Available	\$ 1,243.33	\$497.33	\$ 25.23
138179674	Medium Truck	Goodyear	Endurance RSA	11R22.5 H ENDURANCE RSA TL	11R22.5	Available	\$ 1,268.19	\$507.28	\$ 29.39
138801674	Medium Truck	Goodyear	Endurance RSA	11R24.5 G ENDURANCE RSA TL	11R24.5	Available	\$ 1,317.94	\$527.18	\$ 29.39
138813674	Medium Truck	Goodyear	Endurance RSA	11R24.5 H ENDURANCE RSA TL	11R24.5	Available	\$ 1,344.27	\$537.71	\$ 34.59
138783674	Medium Truck	Goodyear	Endurance RSA	12R22.5 H ENDURANCE RSA TL	12R22.5	Available	\$ 1,387.35	\$554.94	\$ 36.76
756168674	Medium Truck	Goodyear	Endurance RSA	245/75R22.5 G ENDURANCE RSA TL	245/75R22.5	Available	\$ 1,001.30	\$400.52	\$ 11.06
756067674	Medium Truck	Goodyear	ENDURANCE RSA	255/70R22.5 H ENDURANCE RSA TL	255/70R22.5	Available	\$ 1,094.12	\$437.65	\$ 18.99
756125674	Medium Truck	Goodyear	ENDURANCE RSA	265/75R22.5 G ENDURANCE RSA TL	265/75R22.5	Available	\$ 1,097.81	\$439.12	\$ 16.07
756158674	Medium Truck	Goodyear	Endurance RSA	275/70R22.5 J ENDURANCE RSA TL	275/70R22.5	Available	\$ 1,143.83	\$457.53	\$ 32.51
756816764	Medium Truck	Goodyear	ENDURANCE RSA	295/75R22.5 G ENDURANCE RSA TL	295/75R22.5	Available	\$ 1,218.46	\$487.38	\$ 25.23
138029553	Medium Truck	Goodyear	Endurance RST	11R22.5 H ENDURANCE RST	11R22.5	Available	\$ 1,142.57	\$457.03	\$ 29.39
138813853	Medium Truck	Goodyear	Endurance RST	11R24.5 H ENDURANCE RST	11R24.5	Available	\$ 1,211.13	\$484.45	\$ 34.59
756018553	Medium Truck	Goodyear	Endurance RST	285/75R24.5 H ENDURANCE RST	285/75R24.5	Available	\$ 1,218.34	\$487.34	\$ 31.00
158796643	Medium Truck	Goodyear	Endurance RST	295/75R22.5 H 146/143L ENDURANCE RST	295/75R22.5	Available	\$ 1,120.19	\$448.07	\$ 29.39
756805748	Medium Truck	Goodyear	Endurance TSD	305/70R22.5 L 157/154L ENDURANCE TSD TL	305/70R22.5	Available	\$ 1,528.00	\$611.20	\$ 40.92
158805643	Medium Truck	Goodyear	Endurance TSD	315/80R22.5 L ENDURANCE TSD (RPL)	315/80R22.5	Available	\$ 1,716.00	\$666.40	\$ 52.83
756141651	Medium Truck	Goodyear	ENDURANCE WHA	315/80R22.5 L ENDURANCE WHA TL	315/80R22.5	Available	\$ 1,594.		

# Ft. Bend County, TX (NASPO)

Effective 10/01/2022, Expires 09/30/2023

0000861

Base Price Book Date: April 01, 2022

Net Prices in RED

Product Code	Tire Type	Brand	Tire Line	Size and Description	Size	Item Status	Gov't Base Price Book Date:		Discounted Agency Price	FET If applicable
							4/1/2022			
75606808	Medium Truck	Goodyear	Fuel Max RTD	255/70R22.5 FUELMAX RTD 1R-H TL	255/70R22.5	Available	\$ 1,148.28	\$459.31	\$ 18.99	
756817808	Medium Truck	Goodyear	Fuel Max RTD	285/75R22.5 FUELMAX RTD 1R-G TL 9J4002	285/75R22.5*	Available	\$ 1,293.47	\$617.39	\$ 25.23	
756303851	Medium Truck	Goodyear	Fuel Max 5 RHS Gen-2	385/65R22.5 L FUELMAX S GEN-2 TL	385/65R22.5	Available	\$ 1,238.18	\$495.26	\$ 60.87	
756432773	Medium Truck	Goodyear	FUEL MAX SSD	445/50R22.5 161L FUEL MAX SSD TL	445/50R22.5	Available	\$ 2,608.90	\$1,043.56	\$ 31.89	
756434097	Medium Truck	Goodyear	FUEL MAX SST	445/50R22.5 161L FUEL MAX SST TL	445/50R22.5	Available	\$ 2,206.63	\$882.65	\$ 31.66	
756036895	Medium Truck	Goodyear	FuelMax LHD G50SD	285/75R22.5 144/141L G FUELMAX LHD G50SD	285/75R22.5	Discontinued	\$ 1,537.77	\$615.11	\$ 25.23	
136802847	Medium Truck	Goodyear	FuelMax RSA	11R22.5 146/143L H FUELMAX RSA	11R22.5	Available	\$ 1,261.71	\$500.89	\$ 25.23	
136179647	Medium Truck	Goodyear	FuelMax RSA	11R22.5 146/143L H FUELMAX RSA	11R22.5	Available	\$ 1,276.72	\$610.86	\$ 25.23	
136801847	Medium Truck	Goodyear	FuelMax RSA	11R24.5 146/143L H FUELMAX RSA	11R24.5	Available	\$ 1,300.28	\$520.11	\$ 29.39	
136817647	Medium Truck	Goodyear	FuelMax RSA	11R24.5 146/148L H FUELMAX RSA	11R24.5	Available	\$ 1,326.83	\$530.73	\$ 34.59	
756806647	Medium Truck	Goodyear	FUELMAX RSA	285/75R22.5 144/141L G FUELMAX RSA	285/75R22.5	Available	\$ 1,236.19	\$495.88	\$ 25.23	
136349002	Medium Truck	Goodyear	FuelMax RSA	285/75R22.5 148/146L H FUELMAX RSA	285/75R22.5	Available	\$ 1,263.96	\$505.68	\$ 34.59	
756246567	Medium Truck	Goodyear	G114 LP	10R17.5 H G114 STL	10R17.5	Available	\$ 911.48	\$364.59	\$ 11.05	
755921803	Medium Truck	Goodyear	G159	215/75R17.5 H G114 LP STL	215/75R17.5	Available	\$ 966.93	\$266.77	\$ 12.28	
136838231	Medium Truck	Goodyear	G177	265/70R19.5 H G177 TL	265/70R19.5	Available	\$ 1,010.16	\$404.07	\$ 17.48	
1368391231	Medium Truck	Goodyear	G177	1200R24 J G177 TT	1200R24	Available	\$ 1,672.96	\$669.18	\$ 36.76	
136869230	Medium Truck	Goodyear	G177	12R24.5 H G177 TL	12R24.5	Available	\$ 1,993.99	\$757.60	\$ 65.47	
136802835	Medium Truck	Goodyear	G177 OTR	1200R24 158/150D J G177 OTR TL	12R24.5	Available	\$ 1,702.57	\$681.07	\$ 40.92	
136802111	Medium Truck	Goodyear	G182 RSD	11R22.5 G G182 RSD TL	11R22.5	Available	\$ 2,203.98	\$881.56	\$ -	
136801185	Medium Truck	Goodyear	G182 RSD	11R22.5 H G182 RSD TL	11R22.5	Available	\$ 1,284.47	\$517.70	\$ 25.23	
136801185	Medium Truck	Goodyear	G182 RSD	11R24.5 G G182 RSD TL	11R24.5	Available	\$ 1,320.34	\$528.14	\$ 29.39	
136801185	Medium Truck	Goodyear	G182 RSD	11R24.5 H G182 RSD TL	11R24.5	Available	\$ 1,372.11	\$548.85	\$ 29.39	
136802669	Medium Truck	Goodyear	G182 RSD	11R24.5 148/146 H G182 RSD TL	11R24.5	Available	\$ 1,369.68	\$559.83	\$ 34.59	
756817111	Medium Truck	Goodyear	G182 RSD	11R22.5 148/146 H G182 RSD TL	11R22.5	Available	\$ 1,488.88	\$595.48	\$ 36.76	
136957363	Medium Truck	Goodyear	G182 RSD	295/75R22.5 G G182 RSD TL	295/75R22.5	Available	\$ 1,268.50	\$507.43	\$ 25.23	
756426288	Medium Truck	Goodyear	G272 MSA	12.00R20 154 J G272 MSA TL	12.00R20	Available	\$ 1,855.32	\$679.73	\$ 45.08	
756513422	Medium Truck	Goodyear	G278 MSD	335/65R22.5 G G278 MSA TL	335/65R22.5	Available	\$ 2,294.18	\$917.87	\$ 31.00	
756514422	Medium Truck	Goodyear	G278 MSD	385/65R22.5 158K J G278 MSD TL	385/65R22.5	Available	\$ 2,148.47	\$859.39	\$ 27.74	
756515422	Medium Truck	Goodyear	G278 MSD	425/65R22.5 186K L G278 MSD TL	425/65R22.5	Available	\$ 2,387.16	\$954.87	\$ 37.33	
136907668	Medium Truck	Goodyear	G282 MSD	445/65R22.5 186K L G278 MSD TL	445/65R22.5	Available	\$ 2,602.02	\$1,040.81	\$ 41.58	
136908668	Medium Truck	Goodyear	G282 MSD	11R22.5 148/148 H G282 MSD TL	11R22.5	Available	\$ 1,344.72	\$637.88	\$ 29.39	
136902668	Medium Truck	Goodyear	G282 MSD	11R24.5 149/146 H G282 MSD TL	11R24.5	Available	\$ 1,428.42	\$670.17	\$ 34.59	
136908667	Medium Truck	Goodyear	G282 MSD	12R22.5 160/147 H G282 MSD TL	12R22.5	Available	\$ 1,646.42	\$618.57	\$ 36.76	
136853713	Medium Truck	Goodyear	G287 MSA	1100R20 J G287 MSA TT	11.00R20	Available	\$ 1,632.36	\$612.94	\$ 36.76	
756780865	Medium Truck	Goodyear	G288	1200R24 J G288 TT	12.00R24	Available	\$ 1,783.14	\$713.26	\$ 55.47	
756141613	Medium Truck	Goodyear	G288 MSA	285/70R22.5 H G288 MSA TL	285/70R22.5	Available	\$ 1,242.81	\$497.13	\$ 18.99	
756141614	Medium Truck	Goodyear	G289 WHA	315/80R22.5 L G288 WHA TL	315/80R22.5	Discontinued	\$ 1,234.67	\$493.83	\$ 63.32	
756254420	Medium Truck	Goodyear	G289 WHA DURASEAL	315/80R22.5 L G289 WHA DURASEAL TL	315/80R22.5	Available	\$ 1,368.93	\$547.57	\$ 63.32	
756255420	Medium Truck	Goodyear	G291 LP	315/80R22.5 J G291 LP TL	315/80R22.5	Available	\$ 1,308.81	\$523.93	\$ 45.08	
756315385	Medium Truck	Goodyear	G290 MSA	315/80R22.5 L G291 LP TL	315/80R22.5	Available	\$ 1,308.81	\$523.93	\$ 62.83	
756320367	Medium Truck	Goodyear	G296 WHA	385/65R22.5 J G296 MSA TL	385/65R22.5	Discontinued	\$ 1,726.19	\$690.48	\$ 27.74	
756320369	Medium Truck	Goodyear	G296 WHA Duraseal	425/65R22.5 L G296 WHA TL	425/65R22.5	Available	\$ 2,142.89	\$867.08	\$ 37.33	
756817364	Medium Truck	Goodyear	G316 LHT Duraseal F MAX	425/65R22.5 L G296 WHA DURASEAL TL	425/65R22.5	Available	\$ 2,294.38	\$917.75	\$ 37.33	
756067263	Medium Truck	Goodyear	G316 LHT FUEL MAX	285/70R22.5 G G316 LHT FUEL MAX DURASEAL	285/70R22.5	Available	\$ 1,163.45	\$465.38	\$ 25.23	
756158269	Medium Truck	Goodyear	G316 LHT FUEL MAX	275/70R22.5 J G316 LHT FUEL MAX	275/70R22.5	Available	\$ 1,065.38	\$422.16	\$ 18.99	
756604263	Medium Truck	Goodyear	G316 LHT FUEL MAX	285/75R22.5 G G316 LHT FUEL MAX TL	285/75R22.5	Available	\$ 1,121.19	\$448.47	\$ 32.51	
756817263	Medium Truck	Goodyear	G316 LHT FUEL MAX	285/75R22.5 G G316 LHT FUEL MAX TL	285/75R22.5	Available	\$ 1,113.38	\$445.35	\$ 25.23	
136895263	Medium Truck	Goodyear	G316 LHT FUEL MAX	11R22.5 G G316 LHT FUEL MAX TL	11R22.5	Available	\$ 1,050.39	\$420.15	\$ 25.23	
136802364	Medium Truck	Goodyear	G316 LHT FUEL MAX DURA	11R22.5 G G316 LHT FUEL MAX TL	11R22.5	Available	\$ 1,071.81	\$428.72	\$ 25.23	
136895619	Medium Truck	Goodyear	G386	1200R20 J G386 UNISTEEL MSS TT	12.00R20	Available	\$ 1,187.43	\$445.18	\$ 45.08	
756817619	Medium Truck	Goodyear	G572 1AD FUELMAX	11R22.5 G G572 1AD FUEL MAX TL	11R22.5	Available	\$ 1,187.84	\$475.14	\$ 25.23	
756634584	Medium Truck	Goodyear	G572 1AD FUEL MAX	285/70R22.5 G G572 1AD FUEL MAX TL	285/70R22.5	Available	\$ 1,311.78	\$524.71	\$ 25.23	
136848265	Medium Truck	Goodyear	G572A LHD FUEL MAX	285/70R22.5 H G572A LHD FUEL MAX TL	285/70R22.5	Available	\$ 1,403.56	\$561.42	\$ 18.99	
136953265	Medium Truck	Goodyear	G622 RSD	10R22.5 G G622 RSD TL	10R22.5	Available	\$ 1,147.12	\$458.85	\$ 20.81	
136907265	Medium Truck	Goodyear	G622 RSD	11R22.5 G G622 RSD TL	11R22.5	Available	\$ 1,211.58	\$464.63	\$ 25.23	
136907265	Medium Truck	Goodyear	G622 RSD	11R22.5 H G622 RSD TL	11R22.5	Available	\$ 1,235.77	\$494.31	\$ 29.39	
136901265	Medium Truck	Goodyear	G622 RSD	11R24.5 H G622 RSD TL	11R24.5	Available	\$ 1,284.25	\$613.70	\$ 29.39	
136902265	Medium Truck	Goodyear	G622 RSD	12R22.5 H G622 RSD TL	12R22.5	Available	\$ 1,438.38	\$676.38	\$ 36.76	
75691265	Medium Truck	Goodyear	G622 RSD	245/75R22.5 G G622 RSD TL	245/75R22.5	Available	\$ 1,029.83	\$411.93	\$ 11.06	
75620265	Medium Truck	Goodyear	G622 RSD	265/70R22.5 H G622 RSD TL	265/70R22.5	Available	\$ 1,064.08	\$421.63	\$ 18.99	
756527265	Medium Truck	Goodyear	G622 RSD	285/75R22.5 G G622 RSD TL	285/75R22.5	Available	\$ 1,499.20	\$478.08	\$ 16.07	
756938265	Medium Truck	Goodyear	G622 RSD	285/75R22.5 G G622 RSD TL	285/75R22.5	Available	\$ 1,187.34	\$474.94	\$ 25.23	
136801337	Medium Truck	Goodyear	G670 RSV	9R22.5 133/131L F G661 HSA TL	9R22.5	Available	\$ 917.39	\$368.96	\$ 9.83	
756609061	Medium Truck	Goodyear	G670 RV	245/75R22.5 G G670 RV TL	245/75R22.5	Available	\$ 1,443.64	\$677.48	\$ 11.06	
756609061	Medium Truck	Goodyear	G670 RV	255/70R22.5 H G670 RV TL	255/70R22.5	Available	\$ 1,407.22	\$662.89	\$ 18.99	
756609061	Medium Truck	Goodyear	G670 RV	265/75R22.5 G G670 RV TL	265/75R22.5	Available	\$ 1,499.47	\$699.79	\$ 16.07	
756609061	Medium Truck	Goodyear	G670 RV	275/70R22.5 H G670 RV TL	275/70R22.5	Available	\$ 1,524.31	\$699.73	\$ 32.51	
756609061	Medium Truck	Goodyear	G670 RV	285/80R22.5 H G670 RV TL	285/80R22.5	Available	\$ 1,886.10	\$674.04	\$ 34.59	
756141950	Medium Truck	Goodyear	G670 RV	285/80R22.5 H G670 RV TL	285/80R22.5	Available	\$ 1,813.66	\$645.47	\$ 40.92	
136798576	Medium Truck	Goodyear	G731 MSA	315/80R22.5 G670 RV TL	315/80R22.5	Available	\$ 2,136.94	\$855.66	\$ 62.83	
136799528	Medium Truck	Goodyear	G741 MSD	11R24.5 H G731 MSA TL	11R24.5	Available	\$ 1,477.23	\$590.89	\$ 34.59	
136798528	Medium Truck	Goodyear	G741 MSD	11R22.5 H G731 MSA TL	11R22.5	Available	\$ 1,817.74	\$647.08	\$ 36.76	
136799576	Medium Truck	Goodyear	G751 MSA	11R22.5 146/143K H G741 MSD TL	11R22.5	Available	\$ 1,500.19	\$600.97	\$ 29.39	
136798576	Medium Truck	Goodyear	G751 MSA	11R22.5 H G751 MSA TL	11R22.5	Available	\$ 1,585.85	\$638.36	\$ 34.59	
136798576	Medium Truck	Goodyear	G751 MSA	11R24.5 H G751 MSA TL	11R24.5	Available	\$ 1,394.58	\$667.83	\$ 29.39	
136127576	Medium Truck	Goodyear	G751 MSA	11R24.5 H G751 MSA TL	11R24.5	Available	\$ 1,478.27	\$691.31	\$ 34.59	
136809576	Medium Truck	Goodyear	G751 MSA	12R22.5 H G751 MSA TL	12R22.5	Available	\$ 1,817.74	\$747.08	\$ 36.76	
756146576	Medium Truck	Goodyear	G751 MSA	12R24.5 H G751 MSA TL	12R24.5	Available	\$ 1,845.80	\$688.24	\$ 40.92	
136798577	Medium Truck	Goodyear	G751 MSA DURASEAL	315/80R22.5 L G751 MSA TL	315/80R22.5	Available	\$ 1,812.97	\$725.19	\$ 62.83	
7563146577	Medium Truck	Goodyear	G751 MSA Duraseal	11R22.5 H G751 MSA DURASEAL TL	11R22.5	Available	\$ 1,520.10	\$608.04	\$ 29.39	
15042569	Medium Truck	Goodyear	INTCTY CRSS	315/80R22.5 L G751 MSA DURASEAL TL	315/80R22.5	Available	\$ 1,980.28	\$792.11	\$ 62.83	
756912750	Medium Truck	Goodyear	KMAX	B315/80R22.5 J INTCTY CRSS TL	315/80R22.5	Available	\$ 1,379.02	\$551.61	\$ 45.08	
756609041	Medium Truck	Goodyear	KMAX	215/75R17.5 128M KMAX S TL	215/75R17.5	Available	\$ 894.47	\$363.70	\$ 4.44	
756702318	Medium Truck	Goodyear	KMAX	235/75R17.5 143J RH KMAX T BLT TL	235/75R17.5	Available	\$ 781.07	\$316.43	\$ 23.83	
756661750	Medium Truck	Goodyear	KMAX	265/70R19.5 H 140/139M KMAX S TL	265/70R19.5	Available	\$ 1,257.19	\$602.88	\$ 18.99	
756621750	Medium Truck	Goodyear	KMAX	285/70R19.5 H 146M KMAX S TL	285/70R19.5	Available	\$ 1,348.76	\$636.50	\$ 29.39	
136802387	Medium Truck	Goodyear	MARATHON LHD	285/60R22.5 150K KMAX S TL	285/60R22.5	Available	\$ 1,189.94	\$475.97	\$ 36.76	
136801887	Medium Truck	Goodyear	MARATHON LHD							

# Ft. Bend County, TX (NASPO)

Effective 10/01/2022, Expires 09/30/2023

G0008681

Base Price Book Date: April 01, 2022

Net Prices in RED

Product Code	Tire Type	Brand	Tire Line	Size and Description	Size	Item Status	Gov't Base Price Book	Discounted	FET if
							Date: 4/1/2022	Agency Price	applicable
75944143	Medium Truck	Goodyear	Marathon LHT 55	385/65R225 180K/158L L MARATHON LHT GH	385/65R22.5	Available	\$ 2,015.67	\$806.27	\$ 30.33
138792737	Medium Truck	Goodyear	MARATHON RSA	10R225 G MARATHON RSA TL	10R22.5	Available	\$ 932.54	\$373.02	\$ 20.51
138179737	Medium Truck	Goodyear	MARATHON RSA	11R225 H MARATHON RSA TL	11R22.5	Available	\$ 992.04	\$398.82	\$ 29.39
138813737	Medium Truck	Goodyear	MARATHON RSA	11R245 H MARATHON RSA TL	11R24.5	Available	\$ 1,051.57	\$420.63	\$ 34.59
138784737	Medium Truck	Goodyear	MARATHON RSA	12R225 H MARATHON RSA	12R22.5	Available	\$ 1,140.86	\$456.35	\$ 36.76
75606737	Medium Truck	Goodyear	MARATHON RSA	255/70R225 H MARATHON RSA TL	255/70R22.5	Available	\$ 903.68	\$361.47	\$ 18.99
756604737	Medium Truck	Goodyear	MARATHON RSA	285/75R245 G MARATHON RSA TL	285/75R24.5	Available	\$ 1,025.46	\$410.18	\$ 25.23
138803738	Medium Truck	Goodyear	MARATHON RSA	295/75R225 G MARATHON RSA TL	295/75R22.5	Available	\$ 972.19	\$388.88	\$ 25.23
138813738	Medium Truck	Goodyear	MARATHON RSD	11R225 H MARATHON RSD TL	11R22.5	Available	\$ 1,042.93	\$417.17	\$ 29.39
756604738	Medium Truck	Goodyear	MARATHON RSD	11R245 H MARATHON RSD TL	11R24.5	Available	\$ 1,105.49	\$442.20	\$ 34.59
756603738	Medium Truck	Goodyear	MARATHON RSD	285/75R245 G MARATHON RSD TL	285/75R24.5	Available	\$ 1,083.37	\$433.35	\$ 25.23
138179739	Medium Truck	Goodyear	MARATHON RSD	295/75R225 G MARATHON RSD TL	295/75R22.5	Available	\$ 1,022.08	\$408.83	\$ 25.23
138813739	Medium Truck	Goodyear	MARATHON RSS	11R225 H MARATHON RSS TL	11R22.5	Available	\$ 941.49	\$376.60	\$ 29.39
756067739	Medium Truck	Goodyear	MARATHON RSS	11R245 H MARATHON RSS TL	11R24.5	Available	\$ 997.96	\$399.18	\$ 34.59
756604739	Medium Truck	Goodyear	MARATHON RSS	255/70R225 H 140137M MARATHON RSS TL	255/70R22.5	Available	\$ 875.56	\$350.22	\$ 18.99
756603739	Medium Truck	Goodyear	MARATHON RSS	285/75R245 G MARATHON RSS TL	285/75R24.5	Available	\$ 978.02	\$391.21	\$ 25.23
138803824	Medium Truck	Goodyear	MARATHON RTD	11R225 H MARATHON RTD TL	11R22.5	Available	\$ 922.63	\$369.05	\$ 25.23
756809824	Medium Truck	Goodyear	MARATHON RTD	295/75R225 H MARATHON RTD TL	295/75R22.5	Available	\$ 1,146.46	\$458.58	\$ 29.39
158713627	Medium Truck	Goodyear	Metro Miller	B275/70R225 J MM G652 TL	275/70R22.5	Available	\$ 1,164.38	\$468.75	\$ 32.51
158706158	Medium Truck	Goodyear	Metro Miller	B305/70R225 H MM G152 TL	305/70R22.5	Available	\$ 1,379.02	\$551.61	\$ 36.76
158170627	Medium Truck	Goodyear	Metro Miller	B305/70R225 J MM G652 TL	305/70R22.5	Available	\$ 1,528.20	\$611.28	\$ 40.92
158282158	Medium Truck	Goodyear	Metro Miller	B305/75R245 H MM G152 TL	305/75R24.5	Available	\$ 1,478.46	\$591.38	\$ 45.08
158877627	Medium Truck	Goodyear	Metro Miller	B305/75R245 J MM G652 TL	305/75R24.5	Available	\$ 1,677.39	\$670.96	\$ 40.92
158777627	Medium Truck	Goodyear	Metro Miller	B315/80R225 L MM G652 TL	315/80R22.5	Available	\$ 1,594.51	\$637.80	\$ 52.83
756701809	Medium Truck	Goodyear	OMNITRAC MSD II	315/80R225 J OMNITRAC MSD II TL 3PSF HCT	315/80R22.5	Discontinued	\$ 1,946.91	\$778.76	\$ 50.27
756740312	Medium Truck	Goodyear	Regional RHD II	285/70R19.5 H REGIONAL RHD II	285/70R19.5	Discontinued	\$ 1,875.37	\$750.15	\$ 29.39
271131183	Medium Truck	Dunlop	SP231A	385/65R225 J DUNLOP SP231A TL	385/65R22.5	Available	\$ 1,448.77	\$579.61	\$ 27.74
271113472	Medium Truck	Dunlop	SP345	315/80R225 J DUNLOP SP345	315/80R22.5	Discontinued	\$ 1,218.07	\$487.23	\$ 52.83
271122771	Medium Truck	Dunlop	SP381	255/70R225 H DUNLOP SP381 TL	255/70R22.5	Available	\$ 994.43	\$397.77	\$ 18.99
271131278	Medium Truck	Dunlop	SP881	11R24.5 H DUNLOP SP881 TL	11R24.5	Available	\$ 1,523.05	\$609.22	\$ 34.59
138007798	Medium Truck	Goodyear	Ultraquip RTD	11R22.5 143/146L G ULTRAGRIP RTD	11R22.5	Available	\$ 1,297.23	\$518.89	\$ 25.23
138006798	Medium Truck	Goodyear	Ultraquip RTD	11R22.5 143/146L H ULTRAGRIP RTD	11R22.5	Available	\$ 1,323.14	\$529.25	\$ 29.39
158736518	Medium Truck	Goodyear	Urban MCS	305/70R225 J 152/148J URBAN MCS * RPTL	305/70R22.5	Available	\$ 1,610.00	\$644.00	\$ 40.92
138796889	Medium Truck	Goodyear	Workhorse MSA	11R225 146/143K H WORKHORSE MSA TL	11R22.5	Available	\$ 933.71	\$373.49	\$ 29.39
138127689	Medium Truck	Goodyear	Workhorse MSA	11R245 149/146K H WORKHORSE MSA TL	11R24.5	Available	\$ 1,009.91	\$403.96	\$ 34.59
756140689	Medium Truck	Goodyear	Workhorse MSA	12R225 WORKHORSE MSA TL	12R22.5	Available	\$ 1,083.12	\$433.25	\$ 36.76
138896889	Medium Truck	Goodyear	Workhorse MSA	425/65R225 J 165 L WORKHORSE MSA TL	425/65R22.5	New 2022	\$ 1,793.37	\$717.35	\$ 37.33
756141689	Medium Truck	Goodyear	Workhorse MSA	12R245 152/144K H WORKHORSE MSA TL	12R24.5	Available	\$ 1,139.83	\$455.93	\$ 40.92
138835991	Medium Truck	Goodyear	Workhorse MSD	11R225 146/143J L WORKHORSE MSA TL	315/80R22.5	Available	\$ 1,209.32	\$483.73	\$ 63.32
138847691	Medium Truck	Goodyear	Workhorse MSD	11R225 146/143J H WORKHORSE MSD TL	11R22.5	Available	\$ 996.17	\$398.47	\$ 29.39
123006023	OTR Bias	Goodyear	14.00-20 (TGB)	1400-20 70 ALL SERVICE MD-C	14.00-20	Available	\$ 1,066.63	\$426.65	\$ 34.59
123250776	OTR Bias	Goodyear	14.00-24 (TGB)	1400-24HNS 32 ELVSA INDUSTRIAL NY BSWTL	14.00-24	Available	\$ 1,417.00	\$991.90	\$ -
152705961	OTR Bias	Goodyear	14.00R20 (TGR)	1400R20 J AT2A TL P1E5070	14.00-24NHS	Available	\$ 2,054.00	\$1,437.80	\$ -
152126956	OTR Bias	Goodyear	14.00R25 (TGR)	14.00R25 3X EV-4R INDUSTRIAL TL BLT	14.00R20	Available	\$ 3,189.00	\$2,232.30	\$ -
152168310	OTR Bias	Goodyear	14.00R25 (TGR)	14.00R25HNS 3X RL41 E4 65 TL	14.00R25	Available	\$ 4,074.00	\$2,851.80	\$ -
152135038	OTR Bias	Goodyear	14.00R25 (TGR)	14.00R25 3X EV-4S INDUSTRIAL A5 TL	14.00R25NHS	Available	\$ 3,684.00	\$2,578.80	\$ -
125509106	OTR Bias	Goodyear	16.00-25 (A21B)	1600-25 32 HRL E3 45 TL	16.00-25	Available	\$ 4,322.00	\$3,025.40	\$ -
125509243	OTR Bias	Goodyear	16.00-25 (A21B)	1600-25 32 HRL4B E4 35 NYTL	16.00-25	Available	\$ 6,234.00	\$4,363.80	\$ -
155022987	OTR Bias	Goodyear	16.00R20 (A21R)	1600R20 M AT2A TL P0E5051	16.00R20	Available	\$ 6,801.00	\$4,760.70	\$ -
155022003	OTR Bias	Goodyear	16.00R20 (A21R)	1600R20 M AT3A TL P9E5066	16.00R20	Available	\$ 3,720.00	\$2,604.00	\$ -
153107957	OTR Bias	Goodyear	18.00R25 (A21R)	18.00R25 EV-3G INDUSTRIAL 3X 207 A5	15.00R25	Available	\$ 3,967.00	\$2,776.90	\$ -
153028741	OTR Bias	Goodyear	18.00R25 (A21R)	18.00R25 2X RL41 E4 45 TL	18.00R25	Available	\$ 5,568.00	\$4,841.60	\$ -
153028439	OTR Bias	Goodyear	18.00R25 (A21R)	18.00R25 2X RL5K L15 65 TL	18.00R25	Available	\$ 4,468.74	\$3,828.12	\$ -
153107491	OTR Bias	Goodyear	18.00R25 (A21R)	18.00R25 3X EV4R INDUSTRIAL TL	18.00R25	Available	\$ 8,078.80	\$6,655.16	\$ -
153107390	OTR Bias	Goodyear	18.00R25 (A21R)	18.00R25 3X EV-4S GEN II 207AS IND4	18.00R25	Available	\$ 7,545.00	\$6,281.50	\$ -
153107693	OTR Bias	Goodyear	18.00R25 (A21R)	18.00R25 3X EV-4S INDUSTRIAL TL	18.00R25	Available	\$ 9,011.00	\$8,307.70	\$ -
153107011	OTR Bias	Goodyear	18.00R25 (A21R)	18.00R25 3X EV-4D A5 TL	18.00R25	Available	\$ 8,643.00	\$6,050.10	\$ -
136706343	OTR Bias	Goodyear	20.5R25 (A21R)	20.5R25 C1 GP30 65 L/E-4 TL	18.00R25	Available	\$ 7,545.00	\$5,281.50	\$ -
155060686	OTR Bias	Goodyear	20.5R25 (A21R)	20.5R25 2X RT HD HI-STABILITY TL	20.5R25	Available	\$ 4,109.00	\$2,876.30	\$ -
124578596	OTR Bias	Goodyear	21.00-25 (A22B)	21.00-25 28 SR8 7A 45 NYTL	20.5R25	Available	\$ 5,597.00	\$3,917.90	\$ -
124593282	OTR Bias	Goodyear	21.00-25 (A22B)	21.00-25 32 ELV 5A NYTL	21.00-25	Available	\$ 5,137.00	\$3,595.90	\$ -
125010191	OTR Bias	Goodyear	21.00-25 (A22B)	21.00-25 40 ELV3C IND 45 TL	21.00-25	Available	\$ 10,414.00	\$7,289.80	\$ -
153054688	OTR Bias	Goodyear	23.5R25 (A21R)	23.5R25 3X RL-4K 24/24 65 TL	21.00-25	Available	\$ 7,225.00	\$5,057.50	\$ -
124640583	OTR Bias	Goodyear	24-21 (A21B)	24-21 14 SR87A 25 NYTL	23.5R25	Available	\$ 7,225.00	\$5,057.50	\$ -
124919989	OTR Bias	Goodyear	26.5-25 (A22B)	26.5-25 26 GR1 DJ-3A 45 NYTL	24-21	Available	\$ 3,259.00	\$2,281.30	\$ -
124866540	OTR Bias	Goodyear	26.5-25 (A22B)	26.5-25 32 SMODISC 65 NYTL	26.5-25	Available	\$ 5,384.00	\$3,768.80	\$ -
136013673	OTR Bias	Goodyear	26.5R25 (A22R)	26.5R25 2X RL 3B H-5TAB 65 1/3-G-3 TL	26.5-25	Available	\$ 10,565.00	\$7,395.56	\$ -
136013365	OTR Bias	Goodyear	26.5R25 (A22R)	26.5R25 2X RL4X 209A2 TL	26.5R25	Available	\$ 6,801.00	\$4,760.70	\$ -
136012713	OTR Bias	Goodyear	26.5R25 (A22R)	26.5R25 3X RL5K H-5TAB 65 L5 TL	26.5R25	Available	\$ 9,493.00	\$6,645.10	\$ -
136013534	OTR Bias	Goodyear	26.5R25 (A22R)	26.5R25 GP-4D 2X L4 65 TL	26.5R25	Available	\$ 11,846.00	\$8,292.20	\$ -
124926628	OTR Bias	Goodyear	29.5-25 (A22B)	29.5-25 28 GR1 DJA 35 TL	26.5R25	Available	\$ 7,688.00	\$5,381.60	\$ -
136098494	OTR Bias	Goodyear	29.5R25 (A22R)	29.5R25 2X RL-4K HI-STABILITY 24/24 L4 65	29.5-25	Available	\$ 6,553.00	\$4,587.10	\$ -
136098393	OTR Bias	Goodyear	29.5R25 (A22R)	29.5R25 2X RL-5K HI-STABILITY 24/24 L5 65	29.5R25	Available	\$ 11,618.00	\$8,132.60	\$ -
155161020	OTR Bias	Goodyear	450/95R25	450/95R25 EV-AM PORT HANDLER TL	450/95R25	Available	\$ 15,621.00	\$10,934.70	\$ -
155046492	OTR Bias	Goodyear	480/95R25 (A21R)	480/95R25 EV-4C INDUSTRIAL TL	480/95R25	Available	\$ 4,817.00	\$3,371.90	\$ -
155046491	OTR Bias	Goodyear	480/95R25 (A21R)	480/95R25 3X EV-4R INDUSTRIAL 206A5 TL	480/95R25	Available	\$ 5,526.00	\$3,868.20	\$ -
136144303	OTR Bias	Goodyear	600/65R25 (A21R)	600/65R25 1X GP30 65 TL	480/95R25	Available	\$ 5,810.00	\$4,067.00	\$ -
155136890	OTR Bias	Goodyear	650/65R25 (A21R)	650/65R25 C2 GP30 65 TL	600/65R25	Available	\$ 5,101.00	\$3,570.70	\$ -
206101008	OTR Bias	American	American Backhoe	12.5/80-18 10 AMERICAN BACKHOE F	650/65R25	Available	\$ 5,667.00	\$3,965.90	\$ -
206072004	OTR Bias	American	American Backhoe	16.9-24 08 AMERICAN BACKHOE	16.9-24	Available	\$ 637.00	\$445.90	\$ -
206078004	OTR Bias	American	American Backhoe	17.5L-24 08 AMERICAN BACKHOE	17.5L-24	Available	\$ 1,063.00	\$744.10	\$ -
206083004	OTR Bias	American	American Backhoe	18.4-24 10 AMERICAN BACKHOE	18.4-24	Available	\$ 1,133.00	\$793.10	\$ -
206098004	OTR Bias	American	American Backhoe	19.5L-24 10 AMERICAN BACKHOE	19.5L-24	Available	\$ 1,063.00	\$744.10	\$ -
206100004	OTR Bias	American	American Backhoe	19.5L-24 12 AMERICAN BACKHOE	19.5L-24	Available	\$ 1,098.00	\$768.60	\$ -
206126019	OTR Bias	American	American Backhoe	21L-24 12 AMERICAN BACKHOE	21L-24	Available	\$ 1,240.00	\$868.00	\$ -
206053001	OTR Bias	American	American Miner	1300-24TG 12 AMERICAN MINER SL E2 G2	13.00-24TG	Available	\$ 780.00	\$546.00	\$ -
206054001	OTR Bias	American	American Miner	1300-24TG 16 AMERICAN MINER SL E2 G2	13.00-24TG	Available	\$ 850.00	\$595.00	\$ -
206056001	OTR Bias	American	American Miner	1400-24TG 12 AMERICAN MINER SL L2 E2 G2	14.00-24TG	Available	\$ 850.00	\$595.00	\$ -

# Ft. Bend County, TX (NASPO)

Effective 10/01/2022, Expires 09/30/2023

G0008881

Base Price Book Date: April 01, 2022

Net Prices In RED

Product Code	Tire Type	Brand	Tire Line	Size and Description	Size	Item Status	Gov't Base Price Book Date:	Discounted Agency Price	FET if applicable
							4/1/2022		
206109020	OTR Bias	American	American Skid Steer	31X15.50-15NHS 08 AM SKID STEER SSV-2A	31X15.50-15NHS	Available	\$ 425.00	\$297.60	\$ -
206111020	OTR Bias	American	American Skid Steer	31X15.50-15NHS 12 AM SKID STEER SSV-2A	31X15.50-15NHS	Available	\$ 460.00	\$322.00	\$ -
272330020	OTR Bias	DUNLOP	DUN 11.00R20	11.00R20 157 A3 PG21RC TT	11.00R20	Available	\$ 957.00	\$689.90	\$ -
133540487	OTR Bias	Goodyear	ELV4B	1800-25 40 ELV4B NYTL	18.00-25	Available	\$ 6,093.00	\$4,265.10	\$ -
133540123	OTR Bias	Goodyear	ELV4D IND 4S	1800-25 40 ELV4D IND 4S TL	18.00-25	Available	\$ 6,164.00	\$4,314.60	\$ -
133540141	OTR Bias	Goodyear	ELV5D	1800-25 40 ELV5D TL	18.00-25	Available	\$ 6,518.00	\$4,562.00	\$ -
133609255	OTR Bias	Goodyear	GGI D/L 2A 4S	235-25 20 GGI D/L 2A 4S TL	23.5-25	Available	\$ 3,118.00	\$2,182.80	\$ -
125801690	OTR Bias	Goodyear	GGI DL-2A L2/E2/G 4S	205-25 12 GGI DL-2A L2/E2/G 4S TL	20.5-25	Available	\$ 1,700.00	\$1,190.00	\$ -
125802630	OTR Bias	Goodyear	GGI DL-2A L2/E2/G 4S	205-25 18 GGI DL-2A L2/E2/G 4S TL	20.5-25	Available	\$ 1,841.00	\$1,288.70	\$ -
128784649	OTR Bias	Goodyear	GRL D/L 3A	175-25 18 GRL D/L-3A L3/G3 TL	17.5-25	Available	\$ 1,830.00	\$1,141.00	\$ -
13390256	OTR Bias	Goodyear	GRL D/L 3A 4S	205-25 20 GRL D/L-3A 4S TL	20.5-25	Available	\$ 3,507.00	\$2,454.90	\$ -
12897469	OTR Bias	Goodyear	GRL D/L-3A	205-25 20 GRL D/L-3A L3/G3 4S TL	20.5-25	Available	\$ 1,487.00	\$1,040.00	\$ -
128903250	OTR Bias	Goodyear	GRL DL-3A L3/E3/G 4S	205-25 18 GRL DL-3A L3/E3/G 4S TL	20.5-25	Available	\$ 2,693.00	\$1,885.10	\$ -
125902259	OTR Bias	Goodyear	GRL DL-3A L3/E3/G3 4S	205-25 18 GRL DL-3A L3/E3/G3 4S TL	20.5-25	Available	\$ 1,984.00	\$1,388.80	\$ -
123340184	OTR Bias	Goodyear	HRL3A	1200-20 18 HRL3A NYTT	12.00-20	Available	\$ 1,700.00	\$1,190.00	\$ -
125493261	OTR Bias	Goodyear	PV6 7A	1600-24 12 PV6 7A 4S NYTL	16.00-24TG	Available	\$ 2,905.00	\$2,033.60	\$ -
123876458	OTR Bias	Goodyear	SGDL2A	175-25 18 SGDL2A NYTL	17.5-25	Available	\$ 1,568.00	\$1,080.90	\$ -
123877458	OTR Bias	Goodyear	SGDL2A	175-25 20 SGDL2A NYTL	17.5-25	Available	\$ 1,771.00	\$1,239.70	\$ -
123897463	OTR Bias	Goodyear	SGDL2A 200	175-25 12 SGDL2A 200 NYTL	17.5-25	Available	\$ 1,348.00	\$942.20	\$ -
13354596	OTR Bias	Goodyear	SRB 7A 4S	1800-25 16 SRB 7A 4S NYTL	18.00-25	Available	\$ 3,643.00	\$2,480.10	\$ -
12400006	OTR Bias	Goodyear	WRL3A	1400-24 28 WRL3A NYTL	14.00-24NHS	Available	\$ 3,259.00	\$2,281.30	\$ -
124428645	OTR Bias	Goodyear	WRL3A	1400-20 24 WRL3A NYTT	14.00-20NHS	Available	\$ 2,835.00	\$1,984.60	\$ -
12448645	OTR Bias	Goodyear	WRL3A	1400-24 28 WRL3A NYTT	14.00-24NHS	Available	\$ 3,259.00	\$2,281.30	\$ -
272030089	OTR Radial	Dunlop	AZ/134	355/80R18 SPT 9 45 A2/134 B TL DUNLOP	355/80R18	Available	\$ 921.00	\$644.70	\$ -
272030109	OTR Radial	Dunlop	AZ/135	365/70R18 SPT 9 45 A2/135 B TL DUNLOP	365/70R18	Available	\$ 1,153.00	\$793.10	\$ -
272030319	OTR Radial	Dunlop	AZ/136	385/60R20 SPT 9 47 A2/136 B TL DUNLOP	385/60R20	Available	\$ 1,467.00	\$1,040.90	\$ -
272030169	OTR Radial	Dunlop	AZ/141	365/80R20 SPT 9 45 A2/141 B TL DUNLOP	365/80R20	Available	\$ 1,558.00	\$1,090.60	\$ -
272030419	OTR Radial	Dunlop	AZ/141	405/70R18 SPT 9 45 A2/141 B TL DUNLOP	405/70R18	Available	\$ 1,346.00	\$942.20	\$ -
272030219	OTR Radial	Dunlop	AZ/143	405/70R20 SPT 9 45 A2/143 B TL DUNLOP	405/70R20	Available	\$ 1,630.00	\$1,141.00	\$ -
152475283	OTR Radial	Goodyear	AS-3A	14.00R24TG 2X AS-3A G3 TL	14.00R24TG	Available	\$ 2,408.00	\$1,685.90	\$ -
152523252	OTR Radial	Goodyear	AS-3A	175R25 2X AS3A L3/G3 4S TL	17.5R25	Available	\$ 2,835.00	\$1,984.60	\$ -
155118860	OTR Radial	Goodyear	AS-3A	205R25 27 L1AB 2X AS-3A 4S L3/G3	20.5R25	Available	\$ 3,330.00	\$2,331.00	\$ -
155025491	OTR Radial	Goodyear	EV-4R	1600R25 4K EV-4R INDUSTRIAL TL	16.00R25	Discontinued	\$ 3,200.00	\$2,240.00	\$ -
155246440	OTR Radial	Goodyear	EV4S	1600R25 4K EV4S TL	16.00R25	Available	\$ 4,747.00	\$3,322.90	\$ -
152886070	OTR Radial	Goodyear	GP2B	155R25 1X GP2B 65 TL	15.5R25	Available	\$ 2,018.00	\$1,412.60	\$ -
152524070	OTR Radial	Goodyear	GP2B	175R25 1X GP2B 65 TL	17.5R25	Available	\$ 2,338.00	\$1,636.80	\$ -
155028276	OTR Radial	Goodyear	GP2B	205R25 1X GP2B 65 TL	20.5R25	Available	\$ 2,693.00	\$1,885.10	\$ -
155083272	OTR Radial	Goodyear	GP2B	235R25 2X GP2B 45 TL	23.5R25	Available	\$ 3,543.00	\$2,480.10	\$ -
152040959	OTR Radial	Goodyear	GP2B	385/60R25 00 GP2B 170E TL	385/60R25	Available	\$ 3,259.00	\$2,281.30	\$ -
155214214	OTR Radial	Goodyear	GP2B	445/95R25 00 GP2B 177E TL	445/95R25	Available	\$ 3,402.00	\$2,381.40	\$ -
153097928	OTR Radial	Goodyear	GP-4D	285R25 GP-4D 65 CL 15STAR2STARL-4/E-4 TL	23.5R25	Available	\$ 5,384.00	\$3,768.80	\$ -
196087095	OTR Radial	Goodyear	GP-4D	265R25 2X GP-4D 65 TL	265R25	Available	\$ 7,868.00	\$5,381.80	\$ -
136090857	OTR Radial	Goodyear	GP-4D HI-STABILITY	285R25 2X GP4D HI-STAB 65 L4/E4 TL	285R25	Available	\$ 10,910.00	\$7,837.00	\$ -
152714291	OTR Radial	Goodyear	RL4I	1400R24 3X RL4I E4 65 TT	14.00R24NHS	Available	\$ 3,643.00	\$2,480.10	\$ -
153028748	OTR Radial	Goodyear	RL4I	1400R25 3X RL4I E4 65 TL	14.00R25	Available	\$ 6,234.00	\$4,363.80	\$ -
152713208	OTR Radial	Goodyear	RL-4L	1400R25NHS 3X RL-4L E-4 25 TL	14.00R25NHS	Available	\$ 3,643.00	\$2,480.10	\$ -
152117476	OTR Radial	Goodyear	RL-5K	1200R20NHS 3X RL-5K 12/12 L5 U5 TL	12.00R20NHS	Available	\$ 2,668.00	\$1,810.20	\$ -
155010382	OTR Radial	Goodyear	RL-5K	205R25 2X RL-5K HI-STABILITY 24/24 TL	20.5R25	Available	\$ 5,897.00	\$3,917.00	\$ -
153103382	OTR Radial	Goodyear	RL-5K	235R25 2X RL-5K HI-STABILITY 15 05 24/24	23.5R25	Available	\$ 7,851.00	\$5,355.70	\$ -
152015466	OTR Radial	Goodyear	RL-5K HI-STABILITY	175R25 2X RL-5K HI-STABILITY 24/24 TL	17.5R25	Available	\$ 4,994.00	\$3,455.80	\$ -
152524375	OTR Radial	Goodyear	RT-3B	175R25 176A2 1X RT-3B 65 TL	17.5R25	Available	\$ 2,976.00	\$2,083.20	\$ -
155903375	OTR Radial	Goodyear	RT-3B	205R25 186A2 1X RT-3B 65 TL	20.5R25	Available	\$ 3,330.00	\$2,331.00	\$ -
153082375	OTR Radial	Goodyear	RT-3B	235R25 195/A2 1X RT-3B 65 TL	23.5R25	Available	\$ 4,322.00	\$3,025.40	\$ -
136090358	OTR Radial	Goodyear	RT-3B HI-STABILITY	265R25 2X RT-3B HI-STAB 65 TL	265R25	Available	\$ 8,352.00	\$5,646.40	\$ -
153105686	OTR Radial	Goodyear	RT-5D HI-STABILITY	235R25 2X RT-5D HI-STABILITY 65 TL	23.5R25	Available	\$ 7,651.00	\$5,355.70	\$ -
136013686	OTR Radial	Goodyear	RT-5D HI-STABILITY	265R25 2X RT-5D HI-STABILITY 65 TL	265R25	Available	\$ 10,768.00	\$7,537.60	\$ -
136090660	OTR Radial	Goodyear	RT-5D HI-STABILITY	295R25 2X RT-5D HI-STAB 65 TL	295R25	Available	\$ 14,311.00	\$10,017.70	\$ -
157174100	OTR Radial	Goodyear	SG-2B	1400R24 1X SG-2B G-2 TL	14.00R24TG	Available	\$ 2,338.00	\$1,636.60	\$ -
155908351	OTR Radial	Goodyear	TL3A+	175R25 TL3A+ C1 1*+2* 65 L-3+T/E-3+T TL	17.5R25	Available	\$ 3,256.00	\$2,281.30	\$ -
155906351	OTR Radial	Goodyear	TL3A+	205R25 TL3A+ C1 1*+2* 65 L-3+T/E-3+T TL	20.5R25	Available	\$ 3,720.00	\$2,604.00	\$ -
155907059	OTR Radial	Goodyear	TL3A+	235R25 2X TL3A+ 65 C1 TL	23.5R25	Available	\$ 4,783.00	\$3,348.10	\$ -
136684244	OTR Radial	Goodyear	TL-3A+	265R25 C1 TL-3A+ 65 TL	265R25	Available	\$ 7,474.00	\$5,231.80	\$ -
136165082	OTR Radial	Goodyear	TL-3A+	750/65R25 C1 1+2 STAR TL-3A+ 65 E-3+T	750/65R25	Available	\$ 7,792.00	\$5,454.40	\$ -
136090465	OTR Radial	Goodyear	TL-3A+ HI-STABILITY	265R25 2X TL-3A+ HI-STAB 65 L-3 T/E-3+T	265R25	Available	\$ 10,202.00	\$7,141.40	\$ -

**Fort Bend County Pricing Form  
B22-099  
Tires and Tubes**

**Term: October 1, 2022 through September 30, 2023**

Vendor Name: The Goodyear Tire & Rubber Company

Section 1: Tubes (Must be First Quality)	Estimated Annual Quantity	Bid Price per Each	Extended Total
7.50R16 Tube with TR15 stem	5		\$ -
7.50R16 Tube with TR150 stem	5		\$ -
9.00R20 Tubes with TR443 stem	5		\$ -
10.00R20 Tubes with TR444 stem	5		\$ -
18.4-30 Tubes with TR218A stem	22		\$ -
12.4-24 Tubes with TR218A stem	12		\$ -
KR 14/15 Tubes with TR13 stem	25		\$ -
13.6X24 Tubes cupples TR218A	11		\$ -
11.00X16 Tubes with TR15CW stem	8		\$ -
12X16.5 Tubes with TR15CW stem	4		\$ -
16.9/18.4X34 Tubes cupples TR218A	5		\$ -
480/400X8 Tubes cupples TR87	6		\$ -
600/690X9 Brass stem tubes cupples TR440	6		\$ -
7.00X12 Brass stem tubes cupples TR440	4		\$ -
23 x 1050-12 tubes with stem for lawnmower tire	2		\$ -
18 x 750-8 tubes with stem for lawnmower tire	2		\$ -
16 x 750-8 tubes with stem for lawnmower tire	2		\$ -
12.00 R20 tube	10		\$ -
7.50 - 15 TR440 valve tube	10		\$ -
23.1R26 Tubes w/ TR218A Stem	2		\$ -
14.00R24 Tubes w/ TR78a Stem	2		\$ -
7.50R15 w/ TR75A Stem	2		\$ -
<b>TOTAL FOR SECTION 1:</b>			<b>\$ -</b>

**General/Passenger/Light Truck**

Vendor Name:

<b>Section 2A: Goodyear Brand Only, No Subs</b>	<b>Estimated Annual Quantity</b>	<b>Bid Price per Each</b>	<b>Extended Total</b>
P235/55R17 Eagle RS-A Pursuit v-rated	300	\$ 124.00	\$ 37,200.00
P265/60R17 Eagle RS-A Pursuit v-rated	600	\$ 132.20	\$ 79,320.00
P235/50R18 Eagle RS-A Pursuit v-rated	300	\$ 158.42	\$ 47,526.00
P225/60R18 Eagle RS-A Pursuit v-rated	600	\$ 125.92	\$ 75,552.00
275/55R20 Eagle Enforcer v-rated	200	\$ 149.96	\$ 29,992.00
<b>TOTAL FOR SECTION 2A:</b>			<b>\$ 269,590.0000</b>
<b>Section 2B: Generic</b>	<b>Estimated Annual Quantity</b>	<b>Bid Price per Each</b>	<b>Extended Total</b>
P235/55R17 Eagle RS-A Pursuit v-rated	150	\$ 124.00	\$ 18,600.00
P265/60R17 Eagle RS-A Pursuit v-rated	300	\$ 132.20	\$ 39,660.00
P235/50R18 Eagle RS-A Pursuit v-rated	150	\$ 158.42	\$ 23,763.00
P225/60R18 Eagle RS-A Pursuit v-rated	300	\$ 125.92	\$ 37,776.00
275/55R20 Eagle Enforcer v-rated	100	\$ 149.96	\$ 14,996.00
<b>TOTAL FOR SECTION 2B:</b>			<b>\$ 134,795.0000</b>

**General/Passenger/Light Truck (cont'd)**

Vendor Name:

<b>Section 3A: Uniroyal Brand Only, No Subs</b>	<b>Estimated Annual Quantity</b>	<b>Bid Price per Each</b>	<b>Extended Total</b>
LT235/85R16 HD/H 10 ply	20		\$ -
LT235/85R16 HD 10 ply	20		\$ -
LT245/75R16 HD/H 10 ply	50		\$ -
LT245/75R16 HD 10 ply	50		\$ -
LT265/75R16 HD/D10 ply	50		\$ -
P255/70R16 Laredo Cross Country	50		\$ -
<b>TOTAL FOR SECTION 3A:</b>			<b>\$ -</b>
<b>Section 3B: Generic</b>	<b>Estimated Annual Quantity</b>	<b>Bid Price per Each</b>	<b>Extended Total</b>
LT235/85R16 HD/H 10 ply	10		\$ -
LT235/85R16 HD 10 ply	10		\$ -
LT245/75R16 HD/H 10 ply	25		\$ -
LT245/75R16 HD 10 ply	25		\$ -
LT265/75R16 HD/D10 ply	25		\$ -
P255/70R16 Laredo Cross Country	25		\$ -
<b>TOTAL FOR SECTION 3B:</b>			<b>\$ -</b>

**General/Passenger/Light Truck (cont'd)**

Vendor Name:

<b>Section 4A: Michelin Brand Only, No Subs</b>	<b>Estimated Annual Quantity</b>	<b>Bid Price per Each</b>	<b>Extended Total</b>
LT235/85R16 XPS Rib 10 ply	20		\$ -
LT235/85R16 XPS Traction 10 ply	10		\$ -
LT245/75R16 LTX A/T2 10 ply	50		\$ -
LT245/75R16 Defender LTX M/S	20		\$ -
LT265/75R16 Defender LTX M/S	20		\$ -
LT245/75R17 Defender LTX M/S	10		\$ -
LT245/75R17 LTX A/T2 , 10 ply	4		\$ -
LT275/65R18 LTX A/T2, 10 ply	10		\$ -
LT275/65R18 Defender LTX M/S, 10 ply	10		\$ -
LT225/75R16 LTX M/S2, 10 ply	40		\$ -
LT265/65R18 Defender LTX M/S, 10 ply	20		\$ -
P255/70R16 Defender LTX M/S	50		\$ -
LT245/75R16 LTX A/T2 OWL	10		\$ -
LT265/60R18 Defender LTX M/S	20		\$ -
LT265/70R17 Defender LTX M/S	20		\$ -
P255/65R17 Defender LTX M/S	200		\$ -
P245/60R18 Defender LTX M/S	80		\$ -
<b>TOTAL FOR SECTION 4A:</b>			<b>\$ -</b>
<b>Section 4B: Generic</b>	<b>Estimated Annual Quantity</b>	<b>Bid Price per Each</b>	<b>Extended Total</b>
LT235/85R16 XPS Rib 10 ply	10		\$ -
LT235/85R16 XPS Traction 10 ply	5		\$ -
LT245/75R16 LTX A/T2 10 ply	25		\$ -
LT245/75R16 Defender LTX M/S	10		\$ -
LT265/75R16 Defender LTX M/S	10		\$ -
LT245/75R17 Defender LTX M/S	5		\$ -
LT245/75R17 LTX A/T2 , 10 ply	2		\$ -
LT275/65R18 LTX A/T2, 10 ply	5		\$ -
LT275/65R18 Defender LTX M/S, 10 ply	5		\$ -
LT225/75R16 LTX M/S2, 10 ply	20		\$ -
LT265/65R18 Defender LTX M/S, 10 ply	10		\$ -
P255/70R16 Defender LTX M/S	25		\$ -
LT245/75R16 LTX A/T2 OWL	5		\$ -
LT265/60R18 Defender LTX M/S	10		\$ -
LT265/70R17 Defender LTX M/S	10		\$ -
<b>TOTAL FOR SECTION 4B:</b>			<b>\$ -</b>

**General/Passenger/Light Truck (cont'd)**

Vendor Name:

<b>Section 5A: B F Goodrich Brand Only, No Subs</b>	<b>Estimated Annual Quantity</b>	<b>Bid Price per Each</b>	<b>Extended Total</b>
LT245/75R17 Rugged Trail T/A 10 ply	30		\$ -
LT245/75R16 Commercial T/A 10 ply	10		\$ -
LT245/75R17 Commercial T/A 10 ply	10		\$ -
LT275/65R18 All Terrain T/A KO2	40		\$ -
LT265/70R17 Commercial T/A 10 ply	20		\$ -
P235/75R16 Long Trail T/A Tour	10		\$ -
P245/75R16 Long Trail T/A tour	10		\$ -
P235/75R17 Long Trail	150		\$ -
LT265/70R17 ALL TERRAIN T/A KO2	10		\$ -
LT245/75R17 ALL TERRAIN T/A KO2	20		\$ -
<b>TOTAL FOR SECTION 5A:</b>			<b>\$ -</b>
<b>Section 5B: Generic</b>	<b>Estimated Annual Quantity</b>	<b>Bid Price per Each</b>	<b>Extended Total</b>
LT245/75R17 Rugged Trail T/A 10 ply	15		\$ -
LT245/75R16 Commercial T/A 10 ply	5		\$ -
LT245/75R17 Commercial T/A 10 ply	10		\$ -
LT275/65R18 All Terrain T/A KO2	20		\$ -
LT265/70R17 Commercial T/A 10 ply	10		\$ -
P235/75R16 Long Trail T/A Tour	10		\$ -
P245/75R16 Long Trail T/A tour	5		\$ -
P235/75R17 Long Trail	50		\$ -
LT265/70R17 ALL TERRAIN T/A KO2	5		\$ -
LT245/75R17 ALL TERRAIN T/A KO2	10		\$ -
<b>TOTAL FOR SECTION 5B:</b>			<b>\$ -</b>

**General/Passenger/Light Truck (cont'd)**

Vendor Name:

<b>Section 6A: Bridgestone/Firestone Brand Only, No Subs</b>	<b>Estimated Annual Quantity</b>	<b>Bid Price per Each</b>	<b>Extended Total</b>
LT235/75R15 Destination A/T2 6 ply	20		\$ -
LT235/75R15 Destination MT 6 ply	20		\$ -
LT225/75R16 Transforce HT2 10 ply	16		\$ -
LT225/75R16 Destination X/T 10 ply	16		\$ -
LT245/75R16 Transforce HT 10 ply	100		\$ -
LT245/75R16 Destination MT2 10 ply	30		\$ -
LT245/75R17 Transforce HT 10 ply	150		\$ -
LT235/85R16 Transforce HT 10 ply	100		\$ -
LT235/85R16 Destination M/T2 10 ply	30		\$ -
LT215/85R16 Transforce HT 10 ply	16		\$ -
LT215/85R16 Destination X/T 10 ply	20		\$ -
LT235/80/17 Transforce HT 10 ply	100		\$ -
LT245/70R17 Transforce HT 10 ply	40		\$ -
LT265/70R17 Transforce HT 10 ply	20		\$ -
LT265/75R16 Transforce AT2	40		\$ -
LT275/70R18 Transforce AT2 10 ply	20		\$ -
LT275/70R18 Transforce HT	20		\$ -
LT265/70R17 Transforce AT2 10 ply	50		\$ -
LT265/70R17 Destination M/T2 10 ply	100		\$ -
LT235/85R16 Transforce AT2 10 ply	20		\$ -
LT235/85R16 Destination LE3	20		\$ -
LT235/75R16 Destination LE3	10		\$ -
9.50R16.5 Transforce HT 10 ply	32		\$ -
P255/70R16 Destination A/T2	20		\$ -
P205/60R16 Firestone Champion Fuel fighter	100		\$ -
P255/65R17 Destination LE3	200		\$ -
P265/75R16 Destination X/T	40		\$ -
P215/60R16 Champion Fuel Fighter	40		\$ -
P235/70R16 Destination LE3	60		\$ -
P255/65R16 Destination LE3	40		\$ -
P265/70R16 Destination LE3	40		\$ -
P205/75R15 Winterforce 2	40		\$ -
P235/55R17 Champion Fuel Fighter	40		\$ -
P245/65R17 Destination LE3	60		\$ -
P265/60R17 Fire Hawk V-Rated Pursuit	400		\$ -
P245/60R18 Destination LE3	50		\$ -
P255/70R17 Destination LE3	50		\$ -
P235/75R17 Dueler A/T REVO 2	50		\$ -
P255/65R18 Destination LE3	40		\$ -
LT275/70R18 Destination MT2	8		\$ -
P265/65R18 Destination LE3 OWL	6		\$ -
275/55R20 Fire Hawk V-Rated Pursuit All Season	200		\$ -
<b>TOTAL FOR SECTION 6A:</b>			<b>\$ -</b>

**General/Passenger/Light Truck (cont'd)**

Vendor Name:

<b>Section 6B: Generic</b>	<b>Estimated Annual Quantity</b>	<b>Bid Price per Each</b>	<b>Extended Total</b>
LT235/75R15 Destination A/T2 6 ply	10		\$ -
LT235/75R15 Destination MT 6 ply	10		\$ -
LT225/75R16 Transforce HT2 10 ply	8		\$ -
LT225/75R16 Destination X/T 10 ply	8		\$ -
LT245/75R16 Transforce HT 10 ply	50		\$ -
LT245/75R16 Destination MT2 10 ply	15		\$ -
LT245/75R17 Transforce HT 10 ply	75		\$ -
LT235/85R16 Transforce HT 10 ply	50		\$ -
LT235/85R16 Destination M/T2 10 ply	15		\$ -
LT215/85R16 Transforce HT 10 ply	8		\$ -
LT215/85R16 Destination X/T 10 ply	10		\$ -
LT235/80/17 Transforce HT 10 ply	50		\$ -
LT245/70R17 Transforce HT 10 ply	20		\$ -
LT265/70R17 Transforce HT 10 ply	10		\$ -
LT265/75R16 Transforce AT2	20		\$ -
LT275/70R18 Transforce AT2 10 ply	10		\$ -
LT275/70R18 Transforce HT	10		\$ -
LT265/70R17 Transforce AT2 10 ply	25		\$ -
LT265/70R17 Destination M/T2 10 ply	50		\$ -
LT235/85R16 Transforce AT2 10 ply	10		\$ -
LT235/85R16 Destination LE3	10		\$ -
LT235/75R16 Destination LE3	5		\$ -
9.50R16.5 Transforce HT 10 ply	15		\$ -
P255/70R16 Destination A/T2	10		\$ -
P205/60R16 Firestone Champion Fuel fighter	50		\$ -
P255/65R17 Destination LE3	75		\$ -
P265/75R16 Destination X/T	20		\$ -
P215/60R16 Champion Fuel Fighter	20		\$ -
P235/70R16 Destination LE3	30		\$ -
P255/65R16 Destination LE3	20		\$ -
P265/70R16 Destination LE3	20		\$ -
P205/75R15 Winterforce 2	20		\$ -
P235/55R17 Champion Fuel Fighter	20		\$ -
P245/65R17 Destination LE3	30		\$ -
P265/60R17 Fire Hawk V-Rated Pursuit	150		\$ -
P245/60R18 Destination LE3	25		\$ -
P255/70R17 Destination LE3	25		\$ -
P235/75R17 Dueler A/T REVO 2	25		\$ -
P255/65R18 Destination LE3	20		\$ -
LT275/70R18 Destination MT2	4		\$ -
P265/65R18 Destination LE3 OWL	3		\$ -
275/55R20 Fire Hawk V-Rated Pursuit All Season	100		\$ -
<b>TOTAL FOR SECTION 6B:</b>			<b>\$ -</b>

**General/Passenger/Light Truck (cont'd)**

Vendor Name:

<b>Section 7A: Goodyear Brand Only, No Subs</b>	<b>Estimated Annual Quantity</b>	<b>Bid Price per Each</b>	<b>Extended Total</b>
LT235/75R15 Wrangler MT/R 6 ply	10	\$ 158.74	\$ 1,587.40
LT235/85R16 Wrangler HT 10 ply	20	\$ 141.61	\$ 2,832.20
LT235/85R16 Wrangler MT/R 10 ply	20	\$ 188.73	\$ 3,774.60
LT235/85R16 LR G G614 RST 14 ply	16	\$ 334.44	\$ 5,351.04
LT245/75R16 Wrangler HT load range E	8	\$ 121.23	\$ 969.84
LT245/75R16 Wrangler MT/R 10 ply	20	\$ 207.57	\$ 4,151.40
LT245/75R16 Wrangler Trail Runner AT 10 ply	300	\$ 136.45	\$ 40,935.00
LT245/75R16 Wrangler Fortitude HT 10 ply	20	\$ 151.89	\$ 3,037.80
LT265/75R16 Wrangler Fortitude HT 10 ply	10	\$ 172.16	\$ 1,721.60
LT265/75R16 Wrangler MT/R 8 ply	60	\$ 200.12	\$ 12,007.20
LT245/70R17 Wrangler Trail Runner AT 6 ply	90	\$ 155.01	\$ 13,950.90
LT265/70R17 Wrangler AT/S	40	\$ 160.60	\$ 6,424.00
LT265/70R17 Wrangler MT/R 10 ply	10	\$ 213.46	\$ 2,134.60
LT275/65R18 Wrangler Trail Runner AT VBL10 ply	10	\$ 176.20	\$ 1,762.00
LT275/65R18 Wrangler Trail Runner AT OWL 10 ply	12	\$ 176.20	\$ 2,114.40
P205/60R16 Eagle Sport A/S	10	\$ 81.72	\$ 817.20
P215/65R16 Assurance WeatherReady	10	\$ 106.52	\$ 1,065.20
P235/75R17 Wrangler SRA	10	\$ 132.92	\$ 1,329.20
P235/75R15 Wrangler Fortitude HT XL	10	\$ 108.33	\$ 1,083.30
P235/75R16 Wrangler Fortitude HT BW	100	\$ 139.63	\$ 13,963.00
P245/65R17 Wrangler Fortitude HT	10	\$ 134.64	\$ 1,346.40
P245/75R16 Wrangler Fortitude HT	20	\$ 130.99	\$ 2,619.80
P255/70r16 Wrangler RT/S	30	\$ 138.77	\$ 4,163.10
P255/65R16 Eagle LS	10		\$ -
P265/70R17 Wrangler Fortitude HT	10	\$ 125.16	\$ 1,251.60
P265/70R17 Wrangler Trail Runner AT	8	\$ 136.66	\$ 1,093.28
P275/65R18 Wrangler SR-A OWL SL	30	\$ 146.75	\$ 4,402.50
LT265/70R17 Wrangler Duratrac 10 ply	40	\$ 179.66	\$ 7,186.40
LT275/70R18 Wrangler Duratrac 10 ply	30	\$ 184.93	\$ 5,547.90
LT275/65R18 Wrangler Duratrac 6 ply	20	\$ 166.12	\$ 3,322.40
<b>TOTAL FOR SECTION 7A:</b>			<b>\$ 151,945.2600</b>

**General/Passenger/Light Truck (cont'd)**

Vendor Name:

<b>Section 7B: Generic</b>	<b>Estimated Annual Quantity</b>	<b>Bid Price per Each</b>	<b>Extended Total</b>
LT235/75R15 Wrangler MT/R 6 ply	5	\$ 157.74	\$ 788.70
LT235/85R16 Wrangler HT 10 ply	10	\$ 141.61	\$ 1,416.10
LT235/85R16 Wrangler MT/R 10 ply	10	\$ 188.73	\$ 1,887.30
LT235/85R16 LR G G614 RST 14 ply	8	\$ 334.44	\$ 2,675.52
LT245/75R16 Wrangler HT load range E	4	\$ 121.23	\$ 484.92
LT245/75R16 Wrangler MT/R 10 ply	10	\$ 207.57	\$ 2,075.70
LT245/75R16 Wrangler Trail Runner AT 10 ply	150	\$ 136.45	\$ 20,467.50
LT245/75R16 Wrangler Fortitude HT 10 ply	10	\$ 151.89	\$ 1,518.90
LT265/75R16 Wrangler Fortitude HT 10 ply	5	\$ 172.16	\$ 860.80
LT265/75R16 Wrangler MT/R 8 ply	30	\$ 200.12	\$ 6,003.60
LT245/70R17 Wrangler Trail Runner AT 6 ply	40	\$ 155.01	\$ 6,200.40
LT265/70R17 Wrangler AT/S	20	\$ 160.60	\$ 3,212.00
LT265/70R17 Wrangler MT/R 10 ply	5	\$ 213.46	\$ 1,067.30
LT275/65R18 Wrangler Trail Runner AT VBL10 ply	5	\$ 176.20	\$ 881.00
LT275/65R18 Wrangler Trail Runner AT OWL 10 ply	6	\$ 176.20	\$ 1,057.20
P205/60R16 Eagle Sport A/S	6	\$ 81.72	\$ 490.32
P215/65R16 Assurance WeatherReady	6	\$ 106.52	\$ 639.12
P235/75R17 Wrangler SRA	6	\$ 132.92	\$ 797.52
P235/75R15 Wrangler Fortitude HT XL	6	\$ 108.33	\$ 649.98
P235/75R16 Wrangler Fortitude HT BW	50	\$ 139.63	\$ 6,981.50
P245/65R17 Wrangler Fortitude HT	5	\$ 134.64	\$ 673.20
P245/75R16 Wrangler Fortitude HT	10	\$ 130.99	\$ 1,309.90
P255/70r16 Wrangler RT/S	15	\$ 138.77	\$ 2,081.55
P255/65R16 Eagle LS	5		\$ -
P265/70R17 Wrangler Fortitude HT	5	\$ 125.16	\$ 625.80
P265/70R17 Wrangler Trail Runner AT	4	\$ 136.66	\$ 546.64
P275/65R18 Wrangler SR-A OWL SL	15	\$ 146.75	\$ 2,201.25
LT265/70R17 Wrangler Duratrac 10 ply	20	\$ 179.66	\$ 3,593.20
LT275/70R18 Wrangler Duratrac 10 ply	15	\$ 184.93	\$ 2,773.95
<b>TOTAL FOR SECTION 7B:</b>			<b>\$ 73,960.8700</b>

**General/Passenger/Light Truck (cont'd)**

Vendor Name:

<b>Section 8A: Toyo Brand Only, No Subs</b>	<b>Estimated Annual Quantity</b>	<b>Bid Price per Each</b>	<b>Extended Total</b>
LT245/75R16 Open Country MT 10 ply	20		\$ -
LT235/85R16 Open Country MT 10 ply	12		\$ -
LT265/70R17 Open Country MT 10 ply	20		\$ -
LT265/70R17 Open Country AT	16		\$ -
LT245/75R17 Open Country AT	8		\$ -
LT265/70R17 Open Country AT3 10ply	16		\$ -
LT265/70R18 Open Country AT3 10ply	16		\$ -
<b>TOTAL FOR SECTION 8A:</b>			<b>\$ -</b>
<b>Section 8B: Generic</b>	<b>Estimated Annual Quantity</b>	<b>Bid Price per Each</b>	<b>Extended Total</b>
LT245/75R16 Open Country MT 10 ply	6		\$ -
LT235/85R16 Open Country MT 10 ply	6		\$ -
LT265/70R17 Open Country MT 10 ply	10		\$ -
LT265/70R17 Open Country AT	8		\$ -
LT245/75R17 Open Country AT	4		\$ -
LT265/70R17 Open Country AT3 10ply	8		\$ -
LT265/70R18 Open Country AT3 10ply	8		\$ -
<b>TOTAL FOR SECTION 8B:</b>			<b>\$ -</b>

**Heavy Truck**

Vendor Name:

<b>Section 9A: B F Goodrich Brand Only, No Subs</b>	<b>Estimated Annual Quantity</b>	<b>Bid Price per Each</b>	<b>Extended Total</b>
225/70R19.5 ST230 14 Ply	4		\$ -
<b>TOTAL FOR SECTION 9A:</b>			<b>\$ -</b>
<b>Section 9B: Generic</b>	<b>Estimated Annual Quantity</b>	<b>Bid Price per Each</b>	<b>Extended Total</b>
225/70R19.5 ST230 14 Ply	2		\$ -
<b>TOTAL FOR SECTION 9B:</b>			<b>\$ -</b>

<b>Section 10A: Bridgeston/Firestone Brand Only, No Subs</b>	<b>Estimated Annual Quantity</b>	<b>Bid Price per Each</b>	<b>Extended Pricing</b>
225/70R19.5 M724F 12 ply	8		\$ -
225/70R19.5 M729F 12 ply	8		\$ -
<b>TOTAL FOR SECTION 10A:</b>			<b>\$ -</b>
<b>Section 10B: Generic</b>	<b>Estimated Annual Quantity</b>	<b>Bid Price per Each</b>	<b>Extended Pricing</b>
225/70R19.5 M724F 12 ply	4		\$ -
225/70R19.5 M729F 12 ply	4		\$ -
<b>TOTAL FOR SECTION 10B:</b>			<b>\$ -</b>

<b>Section 11A: Continental Brand Only, No Subs</b>	<b>Estimated Annual Quantity</b>	<b>Bid Price per Each</b>	<b>Extended Total</b>
225/70R19.5 HD3 Terra Plus 14ply	16		\$ -
<b>TOTAL FOR SECTION 11A:</b>			<b>\$ -</b>
<b>Section 11B: Generic</b>	<b>Estimated Annual Quantity</b>	<b>Bid Price per Each</b>	<b>Extended Total</b>
225/70R19.5 HD3 Terra Plus 14ply	8		\$ -
<b>TOTAL FOR SECTION 11B:</b>			<b>\$ -</b>

**Heavy Truck (cont'd)**

Vendor Name:

<b>Section 12A: Michelin Brand Only, No Subs</b>	<b>Estimated Annual Quantity</b>	<b>Bid Price per Each</b>	<b>Extended Total</b>
225/70 R19.5 10 ply XZE	6		\$ -
225/70R19.5 XZE 14 ply	4		\$ -
11R22.5 XZE2 LRG 14 ply	100		\$ -
11R22.5 XZY LRH 16 ply XZY3	12		\$ -
11R22.5 XZE2 LRH 16 ply	6		\$ -
11R22.5 XMD LRH 16 ply	32		\$ -
11R22.5 XZY3	12		\$ -
11R22.5 XDY3	12		\$ -
11R22.5 X WORK XDY	12		\$ -
11R24.5 XDY3	12		\$ -
11R24.5 X WORK XDY	12		\$ -
11R24.5 XMD LRH	6		\$ -
11R24.5 XDN2	3		\$ -
11R24.5 XDA5+	2		\$ -
11R24.5 XZE2 LRH 16 Ply	20		\$ -
12R22.5 XZE	24		\$ -
12R22.5 XZY3	12		\$ -
255/70R22.5 XZE	12		\$ -
275/80R24.5 XDN2	8		\$ -
275/80R24.5 XDA5+	5		\$ -
315/80 R22.5 XZA	6		\$ -
315/80/R22.5 X WORKS Z	6		\$ -
385/65R22.5 x 24 18 ply XZY 3	6		\$ -
425/65R22.5 XZY3	6		\$ -
<b>TOTAL FOR SECTION 12A:</b>			<b>\$ -</b>

**Heavy Truck (cont'd)**

Vendor Name:

<b>Section 12B: Generic</b>	<b>Estimated Annual Quantity</b>	<b>Bid Price per Each</b>	<b>Extended Total</b>
225/70 R19.5 10 ply XZE	4		\$ -
225/70R19.5 XZE 14 ply	2		\$ -
11R22.5 XZE2 LRG 14 ply	50		\$ -
11R22.5 XZY LRH 16 ply XZY3	6		\$ -
11R22.5 XZE2 LRH 16 ply	3		\$ -
11R22.5 XMD LRH 16 ply	12		\$ -
11R22.5 XZY3	6		\$ -
11R22.5 XDY3	6		\$ -
11R22.5 X WORK XDY	6		\$ -
11R24.5 XDY3	8		\$ -
11R24.5 X WORK XDY	6		\$ -
11R24.5 XMD LRH	3		\$ -
11R24.5 XDN2	3		\$ -
11R24.5 XDA5+	2		\$ -
11R24.5 XZE2 LRH 16 Ply	10		\$ -
12R22.5 XZE	12		\$ -
12R22.5 XZY3	8		\$ -
255/70R22.5 XZE	6		\$ -
275/80R24.5 XDN2	4		\$ -
275/80R24.5 XDA5+	4		\$ -
315/80 R22.5 XZA	2		\$ -
315/80/R22.5 X WORKS Z	2		\$ -
385/65R22.5 x 24 18 ply XZY 3	2		\$ -
425/65R22.5 XZY3	2		\$ -
<b>TOTAL FOR SECTION 12B:</b>			<b>\$ -</b>

**Heavy Truck (cont'd)**

Vendor Name:

<b>Section 13A: B F Goodrich Brand Only, No Subs</b>	<b>Estimated Annual Quantity</b>	<b>Bid Price per Each</b>	<b>Extended Total</b>
11R22.5 Cross Control D 16 ply	10		\$ -
11R24.5 Cross Control D 16 ply	10		\$ -
11R22.5 ST230	10		\$ -
11R24.5 ST230	10		\$ -
11R22.5 TR144	10		\$ -
<b>TOTAL FOR SECTION 13A:</b>			<b>\$ -</b>
<b>Section 13B: Generic</b>	<b>Estimated Annual Quantity</b>	<b>Bid Price per Each</b>	<b>Extended Total</b>
11R22.5 Cross Control D 16 ply	6		\$ -
11R24.5 Cross Control D 16 ply	8		\$ -
11R22.5 ST230	8		\$ -
11R24.5 ST230	8		\$ -
11R22.5 TR144	8		\$ -
<b>TOTAL FOR SECTION 13B:</b>			<b>\$ -</b>

<b>Section 14A: Bridgestone/Firestone Brand Only, No Subs</b>	<b>Estimated Annual Quantity</b>	<b>Bid Price per Each</b>	<b>Extended Total</b>
10R22.5 FS561 Plus 12 ply	4		\$ -
10R22.5 FD663 14 ply	4		\$ -
11R22.5 FS 560 Plus 16 ply	12		\$ -
11R22.5 T831 16 ply	12		\$ -
11R22.5 T819 16 ply	12		\$ -
12R22.5 T831 16 ply	10		\$ -
11R24.5 T831 16 ply	12		\$ -
11R24.5 FS 560 Plus 16 ply	12		\$ -
12R22.5 FS561 Plus 16 ply	12		\$ -
315/80R22.5 FS400 20 ply	12		\$ -
<b>TOTAL FOR SECTION 14A:</b>			<b>\$ -</b>
<b>Section 14B: Generic</b>	<b>Estimated Annual Quantity</b>	<b>Bid Price per Each</b>	<b>Extended Total</b>
10R22.5 FS561 Plus 12 ply	4		\$ -
10R22.5 FD663 14 ply	4		\$ -
11R22.5 FS 560 Plus 16 ply	12		\$ -
11R22.5 T831 16 ply	12		\$ -
11R22.5 T819 16 ply	12		\$ -
12R22.5 T831 16 ply	10		\$ -
11R24.5 T831 16 ply	12		\$ -
11R24.5 FS 560 Plus 16 ply	12		\$ -
12R22.5 FS561 Plus 16 ply	12		\$ -
315/80R22.5 FS400 20 ply	12		\$ -
<b>TOTAL FOR SECTION 14B:</b>			<b>\$ -</b>

**Heavy Truck (cont'd)**

Vendor Name:

<b>Section 15A: Goodyear Brand Only, No Subs</b>	<b>Estimated Annual Quantity</b>	<b>Bid Price per Each</b>	<b>Extended Total</b>
11R22.5 Workhorse MSA 16 ply	8	\$ 373.49	\$ 2,987.92
11R22.5 Workhorse MSA 16 ply	100	\$ 373.49	\$ 37,349.00
11R22.5 Workhorse MSD 16 ply	12	\$ 398.47	\$ 4,781.64
11R22.5 Marathon LHS 14 ply	12	\$ 371.18	\$ 4,454.16
11R22.5 Marathon LHT 12 ply	12	\$ 319.22	\$ 3,830.64
12R22.5 G751 MSA 16 ply	6	\$ 647.09	\$ 3,882.54
315/80R22.5 G291 18 ply	6	\$ 523.93	\$ 3,143.58
385/65R22.5 G278 18 ply	4	\$ 859.39	\$ 3,437.56

**TOTAL FOR SECTION 15A: \$ 63,867.0400**

<b>Section 15B: Generic</b>	<b>Estimated Annual Quantity</b>	<b>Bid Price per Each</b>	<b>Extended Total</b>
11R22.5 Workhorse MSA 16 ply	4	\$ 373.49	\$ 1,493.96
11R22.5 Workhorse MSA 16 ply	20	\$ 373.49	\$ 7,469.80
11R22.5 Workhorse MSD 16 ply	6	\$ 398.47	\$ 2,390.82
11R22.5 Marathon LHS 14 ply	6	\$ 371.18	\$ 2,227.08
11R22.5 Marathon LHT 12 ply	6	\$ 319.22	\$ 1,915.32
12R22.5 G751 MSA 16 ply	2	\$ 647.09	\$ 1,294.18
315/80R22.5 G291 18 ply	2	\$ 523.93	\$ 1,047.86
385/65R22.5 G278 18 ply	2	\$ 859.39	\$ 1,718.78

**TOTAL FOR SECTION 15B: \$ 19,557.8000**

<b>Section 16A: Toyo Brand Only, No Subs</b>	<b>Estimated Annual Quantity</b>	<b>Bid Price per Each</b>	<b>Extended Total</b>
11R22.5 M506Z 16 ply	10		\$ -
11R24.5 M506Z 16 ply	10		\$ -
11R22.5 M157 14 ply	10		\$ -
11R22.5 M147 16 ply	10		\$ -
11R24.5 M147 16 ply	40		\$ -
12R22.5 M170 16 ply	40		\$ -

**TOTAL FOR SECTION 16A: \$ -**

<b>Section 16B: Generic</b>	<b>Estimated Annual Quantity</b>	<b>Bid Price per Each</b>	<b>Extended Total</b>
11R22.5 M506Z 16 ply	4		\$ -
11R24.5 M506Z 16 ply	4		\$ -
11R22.5 M157 14 ply	4		\$ -
11R22.5 M147 16 ply	4		\$ -
11R24.5 M147 16 ply	12		\$ -
12R22.5 M170 16 ply	12		\$ -

**TOTAL FOR SECTION 16B: \$ -**

**Heavy Truck (cont'd)**

Vendor Name:

<b>Section 17: Generic</b>	<b>Estimated Annual Quantity</b>	<b>Bid Price per Each</b>	<b>Extended Total</b>
10R22.5 FS561 12 ply	4	\$ 373.02	\$ 1,492.08
10R22.5 FD663 12 ply	4	\$ 458.85	\$ 1,835.40
11R22.5 FS561 16 ply	25	\$ 396.82	\$ 9,920.50
11R22.5 T831 16 ply	12	\$ 398.47	\$ 4,781.64
11R22.5 T819 16 ply	8	\$ 373.49	\$ 2,987.92
12R22.5 T831 16 ply	10	\$ 618.57	\$ 6,185.70
11R24.5 T831 16 ply	25	\$ 426.65	\$ 10,666.25
11R24.5 16 ply FS561	8	\$ 420.63	\$ 3,365.04
12R22.5 FS561	8	\$ 456.35	\$ 3,650.80
<b>TOTAL FOR SECTION 17:</b>			<b>\$ 44,885.3300</b>

**Agricultural**

<b>Section 18A: Michelin Brand Only, No Subs</b>	<b>Estimated Annual Quantity</b>	<b>Bid Price per Each</b>	<b>Extended Total</b>
12.4-24 R-1W Radial Agribib 8 ply	5		\$ -
13.6R24 R-1W Radial Agribib 8 ply	5		\$ -
14.9R24 R-1W Radial Agribib 8 ply	5		\$ -
18.4R30 R-1W Radial Agribib 8 ply	4		\$ -
16.9R34 R-1W Radial Agribib 8 ply	5		\$ -
18.4R38 R-1W Radial Agribib 8 ply	5		\$ -
380/85R24 Power Radial 80	5		\$ -
18.4R34 R-1W Radial 8 ply	5		\$ -
23.1-26 10 ply tubeless	10		\$ -
28L-26 10 ply tubeless	10		\$ -
<b>TOTAL FOR SECTION 18A:</b>			<b>\$ -</b>
<b>Section 18B: Generic</b>	<b>Estimated Annual Quantity</b>	<b>Bid Price per Each</b>	<b>Extended Total</b>
12.4-24 R-1W Radial Agribib 8 ply	2		\$ -
13.6R24 R-1W Radial Agribib 8 ply	2		\$ -
14.9R24 R-1W Radial Agribib 8 ply	2		\$ -
18.4R30 R-1W Radial Agribib 8 ply	2		\$ -
16.9R34 R-1W Radial Agribib 8 ply	2		\$ -
18.4R38 R-1W Radial Agribib 8 ply	2		\$ -
380/85R24 Power Radial 80	2		\$ -
18.4R34 R-1W Radial 8 ply	2		\$ -
23.1-26 10 ply tubeless	4		\$ -
28L-26 10 ply tubeless	4		\$ -
<b>TOTAL FOR SECTION 18B:</b>			<b>\$ -</b>

**Agricultural (cont'd)**

Vendor Name:

<b>Section 19A: Bridgestone/Firestone Brand Only, No Subs</b>	<b>Estimated Annual Quantity</b>	<b>Bid Price per Each</b>	<b>Extended Total</b>
7.50-16 Champ Guide Grip 3 Rib F-2 8 ply	4		\$ -
10.00-16 Champ Guide Grip 3 Rib F-2 8 ply	8		\$ -
11.00-16 Champ Guide Grip 3 Rib F-2 8 ply	5		\$ -
11L-15 Champ Guide Grip 3 Rib F-2 8 ply	8		\$ -
12.4-24 Super All Traction II 23° 8 ply	12		\$ -
340/85R24 Performer 85 R-1W 8 ply	5		\$ -
380/85R24 Performer 85 R-1W 8 ply	5		\$ -
13.6-24 Super All Traction II 23deg R-1 8 ply	4		\$ -
18.4-30 Champ Spade Grip - R-2 10 ply	4		\$ -
18.4-34 Super All Traction 23° TL-R-1 8 ply	5		\$ -
18.4R38 Radial All Traction 23° 8 ply	5		\$ -
18.4-30 Super All Traction II 23° R-1 8 ply	4		\$ -
12.4R24 Radial All Traction DT R-1W	20		\$ -
13.6R24 Radial All Traction DT R-1W	4		\$ -
14.9R24 Radial All Traction DT R-1W	8		\$ -
18.4R30 Radio All Traction DT R-1W	20		\$ -
<b>TOTAL FOR SECTION 19A:</b>			<b>\$ -</b>
<b>Section 19B: Generic</b>	<b>Estimated Annual Quantity</b>	<b>Bid Price per Each</b>	<b>Extended Total</b>
7.50-16 Champ Guide Grip 3 Rib F-2 8 ply	4		\$ -
10.00-16 Champ Guide Grip 3 Rib F-2 8 ply	8		\$ -
11.00-16 Champ Guide Grip 3 Rib F-2 8 ply	5		\$ -
11L-15 Champ Guide Grip 3 Rib F-2 8 ply	8		\$ -
12.4-24 Super All Traction II 23° 8 ply	6		\$ -
340/85R24 Performer 85 R-1W 8 ply	5		\$ -
380/85R24 Performer 85 R-1W 8 ply	5		\$ -
13.6-24 Super All Traction II 23deg R-1 8 ply	4		\$ -
18.4-30 Champ Spade Grip - R-2 10 ply	4		\$ -
18.4-34 Super All Traction 23° TL-R-1 8 ply	5		\$ -
18.4R38 Radial All Traction 23° 8 ply	5		\$ -
18.4-30 Super All Traction II 23° R-1 8 ply	4		\$ -
12.4R24 Radial All Traction DT R-1W	6		\$ -
13.6R24 Radial All Traction DT R-1W	4		\$ -
14.9R24 Radial All Traction DT R-1W	8		\$ -
18.4R30 Radio All Traction DT R-1W	6		\$ -
<b>TOTAL FOR SECTION 19B:</b>			<b>\$ -</b>

**Agricultural (cont'd)**

Vendor Name:

<b>Section 20A: Goodyear Brand Only, No Subs</b>	<b>Estimated Annual Quantity</b>	<b>Bid Price per Each</b>	<b>Extended Total</b>
7.50-16 Triple Rib HD TT 6 ply	4		\$ -
11L-15 Triple Rib HD TT 8 ply	12		\$ -
10.00-16 Triple Rib HD TT 8 ply	4		\$ -
11.00-16 Triple Rib HD 8 ply TT	4		\$ -
12.4-24 R1 Dura Torque TL 8 ply	16		\$ -
13.6-24 R1 Dyna Torque II TT 8 ply	5		\$ -
14.9 R24 R-1W Super Traction Radial	5		\$ -
18.4-30 R1 Dura Torque TT 8 ply	24		\$ -
18.4-30 R-2 Special Sure Grip TD8 10 ply TL	6		\$ -
18.4-34 R1 Dura Torque TT 8 ply	8		\$ -
18.4R38 R-1 Dyna Torque TL	8		\$ -
23.1-26 10 ply tubeless	10		\$ -
<b>TOTAL FOR SECTION 20A:</b>			<b>\$ -</b>
<b>Section 20B: Generic</b>	<b>Estimated Annual Quantity</b>	<b>Bid Price per Each</b>	<b>Extended Total</b>
7.50-16 Triple Rib HD TT 6 ply	2		\$ -
11L-15 Triple Rib HD TT 8 ply	6		\$ -
10.00-16 Triple Rib HD TT 8 ply	2		\$ -
11.00-16 Triple Rib HD 8 ply TT	2		\$ -
12.4-24 R1 Dura Torque TL 8 ply	8		\$ -
13.6-24 R1 Dyna Torque II TT 8 ply	4		\$ -
14.9 R24 R-1W Super Traction Radial	4		\$ -
18.4-30 R1 Dura Torque TT 8 ply	12		\$ -
18.4-30 R-2 Special Sure Grip TD8 10 ply TL	4		\$ -
18.4-34 R1 Dura Torque TT 8 ply	4		\$ -
18.4R38 R-1 Dyna Torque TL	4		\$ -
23.1-26 10 ply tubeless	6		\$ -
<b>TOTAL FOR SECTION 20B:</b>			<b>\$ -</b>

**Agricultural (cont'd)**

Vendor Name:

<b>Section 21: Generic</b>	<b>Estimated Annual Quantity</b>	<b>Bid Price per Each</b>	<b>Extended Total</b>
7.50-16 Champ Guide Grip 3 Rib F-2 8 ply	4		\$ -
10.00-16 Champ Guide Grip 3 Rib F-2 8 ply	4		\$ -
11.00-16 Champ Guide Grip 3 Rib F-2 8 ply	5		\$ -
11L-15 Champ Guide Grip 3 Rib F-2 8 ply	4		\$ -
12.4-24 Super All Traction 23° 8 ply	12		\$ -
18.4-30 Super All Traction 23° TL 8 ply	12		\$ -
340/85R24 Radial 6000 R-1W 8 ply	5		\$ -
380/85R24 Radial 6000 R-1W 8 ply	5		\$ -
18.4-30 Champ Spade Grip 6 ply	4		\$ -
18.4-30 Champ Spade Grip 10 ply	4		\$ -
16.9-34 Traction Field & Road 8 ply	5		\$ -
18.4-34 Super All Traction 23° TL 8 ply	5		\$ -
18.4R38 Radial All Traction 23° 8 ply	5		\$ -
13.6-24 Super All Traction 23° TL 8 ply	8		\$ -
ST205/75R15C Tow Master Trailer	80		\$ -
<b>TOTAL FOR SECTION 21:</b>			<b>\$ -</b>

**Heavy Equipment/Specialty**

Vendor Name:

<b>Section 22A: Michelin Brand Only, No Subs</b>	<b>Estimated Annual Quantity</b>	<b>Bid Price per Each</b>	<b>Extended Total</b>
29.5R25 XHA2 Loader	6		\$ -
14.00R24 XGLA2	10		\$ -
17.5R25 XTLA Loader	10		\$ -
20.5R25 XTLA Loader	10		\$ -
13.00R24 XGLA2	10		\$ -
7.50R15 XLC Lisse Compactor	10		\$ -
23.5R25 XHA2	10		\$ -
12x16.5 X TWEEL SSL 2 All Terrain 12"	10		\$ -
12x16.5 X TWEEL SSL 2 Hard Surface 12"	8		\$ -
620/75R26 was 23.1-26 10 ply	4		\$ -
620/75R26 was 23.1-26 12 ply	4		\$ -
750/65R26 was 28L-R26 10 ply	4		\$ -
750/65R26 was 28L-R26 12 ply	4		\$ -
<b>TOTAL FOR SECTION 22A:</b>			<b>\$ -</b>
<b>Section 22B: Generic</b>	<b>Estimated Annual Quantity</b>	<b>Bid Price per Each</b>	<b>Extended Total</b>
29.5R25 XHA2 Loader	2		\$ -
14.00R24 XGLA2	6		\$ -
17.5R25 XTLA Loader	6		\$ -
20.5R25 XTLA Loader	6		\$ -
13.00R24 XGLA2	6		\$ -
7.50R15 XLC Lisse Compactor	6		\$ -
23.5R25 XHA2	6		\$ -
12x16.5 X TWEEL SSL 2 All Terrain 12"	6		\$ -
12x16.5 X TWEEL SSL 2 Hard Surface 12"	4		\$ -
620/75R26 was 23.1-26 10 ply	2		\$ -
620/75R26 was 23.1-26 12 ply	2		\$ -
750/65R26 was 28L-R26 10 ply	2		\$ -
750/65R26 was 28L-R26 12 ply	2		\$ -
<b>TOTAL FOR SECTION 22B:</b>			<b>\$ -</b>

**Heavy Equipment/Specialty (cont'd)**

Vendor Name:

<b>Section 23A: Bridgestone/Firestone Brand Only, No Subs</b>	<b>Estimated Annual Quantity</b>	<b>Bid Price per Each</b>	<b>Extended Total</b>
14.00X24 G-2	10		\$ -
14.00R24 VUT	10		\$ -
20.5X25 SGG E-2/L-2	5		\$ -
23.5X25 SGG E-2/L-2	5		\$ -
<b>TOTAL FOR SECTION 23A:</b>			<b>\$ -</b>
<b>Section 23B: Generic</b>	<b>Estimated Annual Quantity</b>	<b>Bid Price per Each</b>	<b>Extended Total</b>
14.00X24 G-2	5		\$ -
14.00R24 VUT	5		\$ -
20.5X25 SGG E-2/L-2	2		\$ -
23.5X25 SGG E-2/L-2	2		\$ -
<b>TOTAL FOR SECTION 23B:</b>			<b>\$ -</b>

<b>Section 24A: Titan Brand Only, No Subs</b>	<b>Estimated Annual Quantity</b>	<b>Bid Price per Each</b>	<b>Extended Total</b>
11L-15SL Tru Trac Triple Rib TT F-2 8 ply	12		\$ -
10.00-16SL Tru Trac Triple Rib F-2 TL 8 ply	4		\$ -
11.00-16SL Tru Trac Triple Rib F-2 TL 8 ply	4		\$ -
18.4-34 Hi Trac Lug R-1 TL 8 ply	2		\$ -
13.6-24 Hi Trac Lug R-1 TL 8 ply	8		\$ -
12.4-24 Hi Trac Lug R-1 TL 8 ply	12		\$ -
18.4-30 Hi Trac Lug R-1 TL 12 ply	12		\$ -
13.6R24-128A8 Hi Trac Lug Radial R-1	5		\$ -
14.9R24-120A8 Hi Trac Lug Radial R-1	5		\$ -
13.6-24 Hi Trac Lug R-1 TL 8 ply	8		\$ -
18.4-34 Hi Trac Lug R-1 TL 8 ply	2		\$ -
<b>TOTAL FOR SECTION 24A:</b>			<b>\$ -</b>
<b>Section 24B: Generic</b>	<b>Estimated Annual Quantity</b>	<b>Bid Price per Each</b>	<b>Extended Total</b>
11L-15SL Tru Trac Triple Rib TT F-2 8 ply	6		\$ -
10.00-16SL Tru Trac Triple Rib F-2 TL 8 ply	2		\$ -
11.00-16SL Tru Trac Triple Rib F-2 TL 8 ply	2		\$ -
18.4-34 Hi Trac Lug R-1 TL 8 ply	2		\$ -
13.6-24 Hi Trac Lug R-1 TL 8 ply	4		\$ -
12.4-24 Hi Trac Lug R-1 TL 8 ply	4		\$ -
18.4-30 Hi Trac Lug R-1 TL 12 ply	4		\$ -
13.6R24-128A8 Hi Trac Lug Radial R-1	2		\$ -
14.9R24-120A8 Hi Trac Lug Radial R-1	2		\$ -
13.6-24 Hi Trac Lug R-1 TL 8 ply	4		\$ -
18.4-34 Hi Trac Lug R-1 TL 8 ply	2		\$ -
<b>TOTAL FOR SECTION 24B:</b>			<b>\$ -</b>

## Trailer/Miscellaneous

Vendor Name:

Section 25A: Goodyear Brand Only, No Subs	Estimated Annual Quantity	Bid Price per Each	Extended Total
ST 225/75R15 14 Ply	20		\$ -
<b>TOTAL FOR SECTION 25A:</b>			\$ -
Section 25B: Generic	Estimated Annual Quantity	Bid Price per Each	Extended Total
7.50X15 Industrial 12 ply	4		\$ -
6.00X9 industrial 10 ply	4		\$ -
8.25X15 Industrial 12 ply	4		\$ -
7.00X12 Industrial 10 ply	4		\$ -
4.80X8 Wheel barrow 2 ply	4		\$ -
410/350-4	4		\$ -
8-14.5 Towmaster Super Hwy	5		\$ -
12X16.5 Super traction	8		\$ -
14/70-20 20 ply roller tire	7		\$ -
15.5X25 SGGLO	5		\$ -
17.5X25 GGG E2/L-2	5		\$ -
14.00X24 G-2	12		\$ -
14.00R24 Bridgestone VUT	8		\$ -
20.5X25 SGG E-2/L-2	5		\$ -
23.5X25 SGG E-2/L-2	5		\$ -
29.5R25 E-3 22 ply	6		\$ -
13 x 500-8 NHS Turf	2		\$ -
23 x 1050-12 NHS Turf	2		\$ -
18 x 750-8 Turf	2		\$ -
7.50R16 LRG Trailer tire	8		\$ -
ST235/85R16 LRG Trailer	8		\$ -
11.4.00-5	2		\$ -
20x8.00-10	2		\$ -
ST205/75R15 LR C	8		\$ -
ST225/75R15 LR D	8		\$ -
ST225/90D16 LR E, 105 psi Trailer	8		\$ -
20X10.0-10	8		\$ -
18X8.50-8	8		\$ -
7.00-15LT Trailer	8		\$ -
ST175/80R13	10		\$ -
LT 9.50 - 16.5 LOAD RANGE "E"	10		\$ -
ST175/80R13	10		\$ -
ST 235/80R16 Trailer	10		\$ -
24 X 12.00-12 NHS	10		\$ -
13 x 6.5 - 6	10		\$ -
<b>TOTAL FOR SECTION 25B:</b>			\$ -

**Numatic Roller**

Vendor Name:

<b>Section 26A: Galaxy Brand Only, No Subs</b>	<b>Estimated Annual Quantity</b>	<b>Bid Price per Each</b>	<b>Extended Total</b>
14/70 -20 20 ply NHS for roller	7		\$ -
14/70 -20 20 ply NHS for roller, blem	7		\$ -
11L- 16 Galaxy Workstar F-3	8		\$ -
23.1-26 R-1	5		\$ -
23.1-26 R-3 Diamond	7		\$ -
19.5L-24 Ez Rider R-4	4		\$ -
<b>TOTAL FOR SECTION 26A:</b>			<b>\$ -</b>
<b>Section 26B: Generic</b>	<b>Estimated Annual Quantity</b>	<b>Bid Price per Each</b>	<b>Extended Total</b>
14/70 -20 20 ply NHS for roller	4		\$ -
14/70 -20 20 ply NHS for roller, blem	4		\$ -
11L- 16 Galaxy Workstar F-3	2		\$ -
23.1-26 R-1	2		\$ -
23.1-26 R-3 Diamond	4		\$ -
19.5L-24 Ez Rider R-4	2		\$ -
<b>TOTAL FOR SECTION 26B:</b>			<b>\$ -</b>

# CERTIFICATE OF INTERESTED PARTIES

FORM 1295

1 of 1

Complete Nos. 1 - 4 and 6 if there are interested parties.  
 Complete Nos. 1, 2, 3, 5, and 6 if there are no interested parties.

**OFFICE USE ONLY  
 CERTIFICATION OF FILING**

**Certificate Number:**  
 2022-921436

**Date Filed:**  
 08/11/2022

**Date Acknowledged:**  
 09/06/2022

**1 Name of business entity filing form, and the city, state and country of the business entity's place of business.**  
 Southern Tire Mart, LLC  
 Columbia , MS United States

**2 Name of governmental entity or state agency that is a party to the contract for which the form is being filed.**  
 Fort Bend County

**3 Provide the identification number used by the governmental entity or state agency to track or identify the contract, and provide a description of the services, goods, or other property to be provided under the contract.**  
 B22-099  
 Tires and Tubes

4	Name of Interested Party	City, State, Country (place of business)	Nature of interest (check applicable)	
			Controlling	Intermediary
	Duff, James	Columbia, MS United States	X	
	Duff, Thomas	Columbia, MS United States	X	

**5 Check only if there is NO Interested Party.**

**6 UNSWORN DECLARATION**

My name is \_\_\_\_\_, and my date of birth is \_\_\_\_\_.

My address is \_\_\_\_\_, \_\_\_\_\_, \_\_\_\_\_, \_\_\_\_\_, \_\_\_\_\_.  
(street) (city) (state) (zip code) (country)

I declare under penalty of perjury that the foregoing is true and correct.

Executed in \_\_\_\_\_ County, State of \_\_\_\_\_, on the \_\_\_\_\_ day of \_\_\_\_\_, 20\_\_\_\_.  
(month) (year)

\_\_\_\_\_  
 Signature of authorized agent of contracting business entity  
 (Declarant)

# CERTIFICATE OF INTERESTED PARTIES

FORM 1295

1 of 1

Complete Nos. 1 - 4 and 6 if there are interested parties.  
Complete Nos. 1, 2, 3, 5, and 6 if there are no interested parties.

**OFFICE USE ONLY  
CERTIFICATION OF FILING**

Certificate Number:  
2022-919323

Date Filed:  
08/08/2022

Date Acknowledged:  
09/06/2022

**1 Name of business entity filing form, and the city, state and country of the business entity's place of business.**  
The Goodyear Tire & Rubber Company  
Akron, OH United States

**2 Name of governmental entity or state agency that is a party to the contract for which the form is being filed.**  
Fort Bend County

**3 Provide the identification number used by the governmental entity or state agency to track or identify the contract, and provide a description of the services, goods, or other property to be provided under the contract.**  
B22-099  
Tires & Tubes

4	Name of Interested Party	City, State, Country (place of business)	Nature of interest (check applicable)	
			Controlling	Intermediary
	BlackRock	New York, NY United States	X	

**5 Check only if there is NO Interested Party.**

**6 UNSWORN DECLARATION**

My name is \_\_\_\_\_, and my date of birth is \_\_\_\_\_.

My address is \_\_\_\_\_, \_\_\_\_\_, \_\_\_\_\_, \_\_\_\_\_, \_\_\_\_\_.  
(street) (city) (state) (zip code) (country)

I declare under penalty of perjury that the foregoing is true and correct.

Executed in \_\_\_\_\_ County, State of \_\_\_\_\_, on the \_\_\_\_\_ day of \_\_\_\_\_, 20\_\_\_\_.  
(month) (year)

\_\_\_\_\_  
Signature of authorized agent of contracting business entity  
(Declarant)