

STATE OF TEXAS §
 §
 COUNTY OF FORT BEND §

**AGREEMENT FOR CONSTRUCTION OF ARENA CANOPY AT FAIRGROUNDS
 PURSUANT TO RFP 22-070**

THIS AGREEMENT is made and entered into by and between Fort Bend County, (hereinafter "County"), a body corporate and politic under the laws of the State of Texas, and BLS Construction (hereinafter "Contractor"), a company authorized to conduct business in the State of Texas.

WITNESSETH

WHEREAS, County desires that Contractor provide services related to the construction of an Arena Canopy at the Fort Bend County Fairgrounds (hereinafter "Services") pursuant to RFP 22-070; and

WHEREAS, Contractor represents that it is qualified and desires to perform such services.

NOW, THEREFORE, in consideration of the mutual covenants and conditions set forth below, the parties agree as follows:

AGREEMENT

Section 1. Scope of Services

- A. Contractor shall render Services in accordance with Exhibit A to this Agreement.

Section 2. Personnel

- A. Contractor represents that it presently has, or is able to obtain, adequate qualified personnel in its employment for the timely performance of the Scope of Services required under this Agreement and that Contractor shall furnish and maintain, at its own expense, adequate and sufficient personnel, in the opinion of County, to perform the Scope of Services when and as required and without delays.
- B. All employees of Contractor shall have such knowledge and experience as will enable them to perform the duties assigned to them. Any employee of Contractor who, in the opinion of County, is incompetent or by his conduct becomes

detrimental to the project shall, upon request of County, immediately be removed from association with the project.

Section 3. Compensation and Payment

- A. Contractor's fees shall be calculated at the rates set forth in the attached Exhibit A. The Maximum Compensation for the performance of Services within the Scope of Services described in Exhibit A is Four Hundred Seventy-Nine Thousand Eight Hundred and 0/100 dollars (\$479,800.00). In no case shall the amount paid by County under this Agreement exceed the Maximum Compensation without an approved change order.
- B. Contractor understands and agrees that the Maximum Compensation stated is an all-inclusive amount and no additional fee, cost or reimbursed expense shall be added whatsoever to the fees stated in the Exhibit(s).
- C. All performance of the Scope of Services by Contractor including any changes in the Scope of Services and revision of work satisfactorily performed will be performed only when approved in advance and authorized by County.
- D. County will pay Contractor based on the following procedures: Upon completion of the tasks identified in the Scope of Services, Contractor shall submit to County two (2) original copies of invoices showing the amounts due for services performed in a form acceptable to County. Contractor may submit electronically via: apauditor@fortbendcountytexas.gov. County shall review such invoices and approve them within 30 calendar days with such modifications as are consistent with this Agreement and forward same to the Auditor for processing. County shall pay each such approved invoice within thirty (30) calendar days. County reserves the right to withhold payment pending verification of satisfactory work performed.

Section 4. Limit of Appropriation

- A. Contractor clearly understands and agrees, such understanding and agreement being of the absolute essence of this Agreement, that County shall have available the total maximum sum of Four Hundred Seventy-Nine Thousand Eight Hundred and 0/100 dollars (\$479,800.00), specifically allocated to fully discharge any and all liabilities County may incur.
- B. Contractor does further understand and agree, said understanding and agreement also being of the absolute essence of this Agreement, that the total maximum compensation that Contractor may become entitled to and the total maximum sum

that County may become liable to pay to Contractor shall not under any conditions, circumstances, or interpretations thereof exceed Four Hundred Seventy-Nine Thousand Eight Hundred and 0/100 dollars (\$479,800.00).

Section 5. Time of Performance or Term

The time for performance of the Scope of Services by Contractor shall begin with receipt of the Notice to Proceed from County and end no later than 210 calendar days thereafter. Contractor shall complete the tasks described in the Scope of Services within this time or within such additional time as may be extended by the County.

Section 6. Termination

- A. County may terminate this Agreement in whole or, from time to time, at any time upon thirty (30) days written notice issued by the County Purchasing Agent for County's convenience or because of the failure of the Contractor to fulfill the contract obligations. County shall terminate by delivering to Contractor a Notice of Termination specifying the nature, extent, and effective date of the termination. Upon receipt of the notice, Contractor shall (1) immediately discontinue all services affected (unless the notice directs otherwise), and (2) deliver to County all data, drawings, specifications, reports, estimates, summaries, and other information and materials accumulated in performing this Agreement whether completed or in process.
- B. Upon termination of this Agreement, County shall compensate Contractor in accordance with Section 3, above, for those services which were provided under this Agreement prior to its termination and which have not been previously invoiced to County. Contractor's final invoice for said services will be presented to and paid by County in the same manner set forth in Section 3 above.
- C. If the termination is for failure of Contractor to fulfill the obligations under this Agreement, County may complete the work by contract or otherwise and Contractor shall be liable for any additional cost incurred by County.
- D. If, after termination for failure to fulfill contract obligations, it is determined that the Contractor had not failed, the rights and obligations of the parties shall be the same as if the termination had been issued for the convenience of the County.
- E. The rights and remedies of the County provided in this clause are in addition to any other rights and remedies provided by law or under this contract.

Section 7. Modifications and Waivers

- A. The parties may not amend or waive this Agreement, except by a written agreement executed by both parties.

- B. No failure or delay in exercising any right or remedy or requiring the satisfaction of any condition under this Agreement, and no course of dealing between the parties, operates as a waiver or estoppel of any right, remedy, or condition.
- C. The rights and remedies of the parties set forth in this Agreement are not exclusive of, but are cumulative to, any rights or remedies now or subsequently existing at law, in equity, or by statute.

Section 8. Ownership and Reuse of Documents

All documents, data, reports, research, graphic presentation materials, etc., developed by Contractor as a part of its work under this Agreement, shall become the property of County upon completion of this Agreement, or in the event of termination or cancellation thereof, at the time of payment under Section 3 for work performed. Contractor shall promptly furnish all such data and material to County on request.

Section 9. Inspection of Books and Records

Contractor will permit County, or any duly authorized agent of County, to inspect and examine the books and records of Contractor for the purpose of verifying the amount of work performed under the Scope of Services. County's right to inspect survives the termination of this Agreement for a period of four years.

Section 10. Insurance

- A. Prior to commencement of the Services, Contractor shall furnish County with properly executed certificates of insurance which shall evidence all insurance required and provide that such insurance shall not be canceled, except on 30 days' prior written notice to County. Contractor shall provide certified copies of insurance endorsements and/or policies if requested by County. Contractor shall maintain such insurance coverage from the time Services commence until Services are completed and provide replacement certificates, policies and/or endorsements for any such insurance expiring prior to completion of Services. Contractor shall obtain such insurance written on an Occurrence form from such companies having Bests rating of A/VII or better, licensed or approved to transact business in the State of Texas, and shall obtain such insurance of the following types and minimum limits:
 - 1. Workers Compensation in accordance with the laws of the State of Texas. Substitutes to genuine Workers' Compensation Insurance will not be allowed.

2. Employers' Liability insurance with limits of not less than \$1,000,000 per injury by accident, \$1,000,000 per injury by disease, and \$1,000,000 per bodily injury by disease.
 3. Commercial general liability insurance with a limit of not less than \$1,000,000 each occurrence and \$2,000,000 in the annual aggregate. Policy shall cover liability for bodily injury, personal injury, and property damage and products/completed operations arising out of the business operations of the policyholder.
 4. Business Automobile Liability coverage applying to owned, non-owned and hired automobiles with limits not less than \$1,000,000 each occurrence combined single limit for Bodily Injury and Property Damage combined.
- B. County and the members of Commissioners Court shall be named as additional insured to all required coverage except for Workers' Compensation and Professional Liability (if required). All Liability policies written on behalf of Contractor shall contain a waiver of subrogation in favor of County and members of Commissioners Court. For Commercial General Liability, the County shall be named as an Additional Insured on a Primary & Non-Contributory basis.
- C. If required coverage is written on a claims-made basis, Contractor warrants that any retroactive date applicable to coverage under the policy precedes the effective date of the Contract and that continuous coverage will be maintained or an extended discovery period will be exercised for a period of 2 years beginning from the time the work under this Contract is completed.
- D. Contractor shall not commence any portion of the work under this Contract until it has obtained the insurance required herein and certificates of such insurance have been filed with and approved by Fort Bend County.
- E. No cancellation of or changes to the certificates, or the policies, may be made without thirty (30) days prior, written notification to Fort Bend County.
- F. Approval of the insurance by Fort Bend County shall not relieve or decrease the liability of the Contractor.

Section 11. Performance and Payment Bond

Contractor shall post with County, not later than ten (10) days of the execution of this Agreement, a performance and payment bond in the amount of one hundred percent (100%) of the total lump sum price in such form as is satisfactory to County. The bond shall be executed by a corporate surety company duly authorized and admitted to do business in the State of Texas and licensed to issue such a bond in the State of Texas.

Section 12. Indemnity

CONTRACTOR SHALL INDEMNIFY AND DEFEND COUNTY AGAINST ALL LOSSES, LIABILITIES, CLAIMS, CAUSES OF ACTION, AND OTHER EXPENSES, INCLUDING REASONABLE ATTORNEYS FEES, ARISING FROM ACTIVITIES OF CONTRACTOR, ITS AGENTS, SERVANTS OR EMPLOYEES, PERFORMED UNDER THIS AGREEMENT THAT RESULT FROM THE NEGLIGENT ACT, ERROR, OR OMISSION OF CONTRACTOR OR ANY OF CONTRACTOR'S AGENTS, SERVANTS OR EMPLOYEES. THE PARTIES AGREE THAT THIS INDEMNIFICATION PROVISION SHALL APPLY DURING THE PERFORMANCE OF SERVICES AS WELL AS DURING THE PERORMANCE OF ANY CONTINUING OBLIGATIONS THAT MAY EXIST (IF ANY) AFTER THE EXPIRATION OF THIS AGREEMENT.

Section 13. Confidential and Proprietary Information

- A. Contractor acknowledges that it and its employees or agents may, in the course of performing their responsibilities under this Agreement, be exposed to or acquire information that is confidential to County. Any and all information of any form obtained by Contractor or its employees or agents from County in the performance of this Agreement shall be deemed to be confidential information of County ("Confidential Information"). Any reports or other documents or items (including software) that result from the use of the Confidential Information by Contractor shall be treated with respect to confidentiality in the same manner as the Confidential Information. Confidential Information shall be deemed not to include information that (a) is or becomes (other than by disclosure by Contractor) publicly known or is contained in a publicly available document; (b) is rightfully in Contractor's possession without the obligation of nondisclosure prior to the time of its disclosure under this Agreement; or (c) is independently developed by employees or agents of Contractor who can be shown to have had no access to the Confidential Information.
- B. Contractor agrees to hold Confidential Information in strict confidence, using at least the same degree of care that Contractor uses in maintaining the

confidentiality of its own confidential information, and not to copy, reproduce, sell, assign, license, market, transfer or otherwise dispose of, give, or disclose Confidential Information to third parties or use Confidential Information for any purposes whatsoever other than the provision of Services to County hereunder, and to advise each of its employees and agents of their obligations to keep Confidential Information confidential. Contractor shall use its best efforts to assist County in identifying and preventing any unauthorized use or disclosure of any Confidential Information. Without limitation of the foregoing, Contractor shall advise County immediately in the event Contractor learns or has reason to believe that any person who has had access to Confidential Information has violated or intends to violate the terms of this Agreement and Contractor will at its expense cooperate with County in seeking injunctive or other equitable relief in the name of County or Contractor against any such person. Contractor agrees that, except as directed by County, Contractor will not at any time during or after the term of this Agreement disclose, directly or indirectly, any Confidential Information to any person, and that upon termination of this Agreement or at County's request, Contractor will promptly turn over to County all documents, papers, and other matter in Contractor's possession which embody Confidential Information.

- C. Contractor acknowledges that a breach of this Section, including disclosure of any Confidential Information, or disclosure of other information that, at law or in equity, ought to remain confidential, will give rise to irreparable injury to County that is inadequately compensable in damages. Accordingly, County may seek and obtain injunctive relief against the breach or threatened breach of the foregoing undertakings, in addition to any other legal remedies that may be available. Contractor acknowledges and agrees that the covenants contained herein are necessary for the protection of the legitimate business interest of County and are reasonable in scope and content.
- D. Contractor in providing all services hereunder agrees to abide by the provisions of any applicable Federal or State Data Privacy Act.
- E. Contractor expressly acknowledges that County is subject to the Texas Public Information Act, TEX. GOV'T CODE ANN. §§ 552.001 et seq., as amended, and notwithstanding any provision in the Agreement to the contrary, County will make any information related to the Agreement, or otherwise, available to third parties in accordance with the Texas Public Information Act. Any proprietary or confidential information marked as such provided to County by Contractor shall not be disclosed to any third party, except as directed by the Texas Attorney General in response to a request for such under the Texas Public Information Act,

which provides for notice to the owner of such marked information and the opportunity for the owner of such information to notify the Attorney General of the reasons why such information should not be disclosed. The terms and conditions of the Agreement are not proprietary or confidential information.

Section 14. Independent Contractor

- A. In the performance of work or services hereunder, Contractor shall be deemed an independent contractor, and any of its agents, employees, officers, or volunteers performing work required hereunder shall be deemed solely as employees of Contractor or, where permitted, of its subcontractors.
- B. Contractor and its agents, employees, officers, or volunteers shall not, by performing work pursuant to this Agreement, be deemed to be employees, agents, or servants of County and shall not be entitled to any of the privileges or benefits of County employment.

Section 15. Notices

- A. Each party giving any notice or making any request, demand, or other communication (each, a "Notice") pursuant to this Agreement shall do so in writing and shall use one of the following methods of delivery, each of which, for purposes of this Agreement, is a writing: personal delivery, registered or certified mail (in each case, return receipt requested and postage prepaid), or nationally recognized overnight courier (with all fees prepaid).
- B. Each party giving a Notice shall address the Notice to the receiving party at the address listed below or to another address designated by a party in a Notice pursuant to this Section:

County: Fort Bend County
Attn: County Judge
401 Jackson, 1st Floor
Richmond, Texas 77469

With a copy to: Fort Bend County
Attn: Parks Director
301 Jackson Street, Ste. 201
Richmond, Texas 77469

Contractor: BLS Construction
207 Fahrenthold Street
El Campo, Texas 77437

C. Notice is effective only if the party giving or making the Notice has complied with subsections 15(A) and 15(B) and if the addressee has received the Notice. A Notice is deemed received as follows:

1. If the Notice is delivered in person, or sent by registered or certified mail or a nationally recognized overnight courier, upon receipt as indicated by the date on the signed receipt.
2. If the addressee rejects or otherwise refuses to accept the Notice, or if the Notice cannot be delivered because of a change in address for which no Notice was given, then upon the rejection, refusal, or inability to deliver.

Section 16. Compliance with Laws

Contractor shall comply with all federal, state, and local laws, statutes, ordinances, rules and regulations, and the orders and decrees of any courts or administrative bodies or tribunals in any matter affecting the performance of this Agreement, including, without limitation, Worker's Compensation laws, minimum and maximum salary and wage statutes and regulations, licensing laws and regulations. When required by County, Contractor shall furnish County with certification of compliance with said laws, statutes, ordinances, rules, regulations, orders, and decrees above specified.

Section 17. Performance Warranty

- A. Contractor warrants to County that Contractor has the skill and knowledge ordinarily possessed by well-informed members of its trade or profession practicing in the greater Houston metropolitan area and Contractor will apply that skill and knowledge with care and diligence to ensure that the Services provided hereunder will be performed and delivered in accordance with the highest professional standards.
- B. Contractor warrants to County that the Services will be free from material errors and will materially conform to all requirements and specifications contained in the attached Exhibit A.

Section 18. Assignment and Delegation

- A. Neither party may assign any of its rights under this Agreement, except with the prior written consent of the other party. That party shall not unreasonably withhold its consent. All assignments of rights by Contractor are prohibited under this subsection, whether they are voluntarily or involuntarily, without first obtaining written consent from County.
- B. Neither party may delegate any performance under this Agreement.
- C. Any purported assignment of rights or delegation of performance in violation of this Section is void.

Section 19. Applicable Law

The laws of the State of Texas govern all disputes arising out of or relating to this Agreement. The parties hereto acknowledge that venue is proper in Fort Bend County, Texas, for all legal actions or proceedings arising out of or relating to this Agreement and waive the right to sue or be sued elsewhere. Nothing in the Agreement shall be construed to waive the County's sovereign immunity.

Section 20. Successors and Assigns

County and Contractor bind themselves and their successors, executors, administrators and assigns to the other party of this Agreement and to the successors, executors, administrators and assigns of the other party, in respect to all covenants of this Agreement.

Section 21. Third Party Beneficiaries

This Agreement does not confer any enforceable rights or remedies upon any person other than the parties.

Section 22. Severability

If any provision of this Agreement is determined to be invalid, illegal, or unenforceable, the remaining provisions remain in full force, if the essential terms and conditions of this Agreement for each party remain valid, binding, and enforceable.

Section 23. Publicity

Contact with citizens of Fort Bend County, media outlets, or governmental agencies shall be the sole responsibility of County. Under no circumstances whatsoever, shall Contractor release any material or information developed or received in the

performance of the Services hereunder without the express written permission of County, except where required to do so by law.

Section 24. Captions

The section captions used in this Agreement are for convenience of reference only and do not affect the interpretation or construction of this Agreement.

Section 25. Conflict

In the event there is a conflict between this Agreement and the attached exhibit, this Agreement controls.

Section 26. Certain State Law Requirements for Contracts For purposes of section 2252.152, 2271.002, and 2274.002, Texas Government Code, as amended, Contractor hereby verifies that Contractor and any parent company, wholly owned subsidiary, majority-owned subsidiary, and affiliate:

- A. Unless affirmatively declared by the United States government to be excluded from its federal sanctions regime relating to Sudan or Iran or any federal sanctions regime relating to a foreign terrorist organization, is not identified on a list prepared and maintained by the Texas Comptroller of Public Accounts under Section 806.051, 807.051, or 2252.153 of the Texas Government Code.
- B. If employing ten (10) or more full-time employees and this Agreement has a value of \$100,000.00 or more, Contractor does not boycott Israel and is authorized to agree in such contracts not to boycott Israel during the term of such contracts. "Boycott Israel" has the meaning provided in section 808.001 of the Texas Government Code.
- C. If employing ten (10) or more full-time employees and this Agreement has a value of \$100,000.00 or more, Contractor does not boycott energy companies and is authorized to agree in such contracts not to boycott energy companies during the term of such contracts. "Boycott energy company" has the meaning provided in section 809.001 of the Texas Government Code.
- D. If employing ten (10) or more full-time employees and this Agreement has a value of \$100,000.00 or more, Contractor does not have a practice, policy, guidance, or directive that discriminates against a firearm entity or firearm trade association and is authorized to agree in such contracts not to discriminate against a firearm entity or firearm trade association during the term of such contracts. "Discriminate against a firearm entity or firearm trade association" has the meaning provided in

section 2274.001(3) of the Texas Government Code. "Firearm entity" and "firearm trade association" have the meanings provided in section 2274.001(6) and (7) of the Texas Government Code.

Section 27. Human Trafficking

BY ACCEPTANCE OF CONTRACT, CONTRACTOR ACKNOWLEDGES THAT FORT BEND COUNTY IS OPPOSED TO HUMAN TRAFFICKING AND THAT NO COUNTY FUNDS WILL BE USED IN SUPPORT OF SERVICES OR ACTIVITIES THAT VIOLATE HUMAN TRAFFICKING LAWS

Section 28. Entire Agreement

This executed instrument is understood and intended to be the final expression of the parties' agreement and is a complete and exclusive statement of the terms and conditions with respect thereto, superseding all prior agreements or representations, oral or written, and all other communication between the parties relating to the subject matter of this agreement. Any oral representations or modifications concerning this instrument shall be of no force or effect excepting a subsequent modification in writing signed by all the parties hereto.

{Remainder of page intentionally left blank}

{Execution page to follow}

IN WITNESS WHEREOF, the parties hereto have signed or have caused their respective names to be signed to multiple counterparts to be effective on the 23rd day of August, 2022.

FORT BEND COUNTY


County Judge KP George

KP George
County Judge



ATTEST:


Laura Richard, County Clerk

8/23/2022
Date

BLS CONSTRUCTION


Authorized Agent- Signature

William Key
Authorized Agent- Printed Name

President
Title

8/9/2022
Date

AUDITOR'S CERTIFICATE

I hereby certify that funds in the amount of \$ 479,800.00 are available to pay the obligation of Fort Bend County within the foregoing Agreement.


Robert Ed Sturdivant, County Auditor

EXHIBIT A: RFP 22-070 Fairgrounds Arena Canopy & BLS Construction Proposal

i:\agreements\2022 agreements\parks\bis construction, inc. (22-parks-701175)\agreement.bis construction.fairgrounds arena canopy (kej - 08.04.2022)

EXHIBIT A

*Fort Bend County, Texas
Request for Proposals*



*Construction of Arena Canopy at Fairgrounds
for Fort Bend County
RFP 22-070*

SUBMIT PROPOSALS TO:

Fort Bend County
Purchasing Department
Travis Annex
301 Jackson, Suite 201
Richmond, TX 77469

****NOTE:**

All correspondence must include the term
“Purchasing Department” in address to assist in
proper delivery

SUBMIT NO LATER THAN:

Tuesday, April 26, 2022
2:00 PM (Central)

MARK ENVELOPE:

RFP 22-070
Fairgrounds Arena Canopy

***ALL SUBMITTALS MUST BE RECEIVED AND TIME/DATE STAMPED BY THE PURCHASING OFFICE
OF FORT BEND COUNTY ON OR BEFORE THE SPECIFIED TIME/DATE STATED ABOVE.***

SUBMITTALS RECEIVED AS REQUIRED WILL THEN BE OPENED AND THE NAMES PUBLICLY READ.

SUBMITTALS RECEIVED AFTER THE SPECIFIED TIME WILL BE RETURNED UNOPENED.

Results will not be given by phone.
Results will be provided to bidder in writing
after Commissioners Court award.

Requests for information must be in
writing and directed to:
Brooke Lindemann
Senior Buyer
Brooke.Lindemann@fortbendcountytexas.gov

Vendor Responsibilities:

- Download and complete any addendums. (Addendums will be posted on the Fort Bend County website no
Later than 48 hours prior to bid opening)
- Submit response in accordance with requirements stated on the cover of this document.
- DO NOT submit responses via email or fax.

1.0 SCOPE OF WORK:

Fort Bend County, Texas (hereafter referred to as the “County”) seeks Proposals (“Proposals or RFP”) for selection of a Contractor (“Respondent”) to complete the construction of an Arena Canopy at the Fairgrounds (“Project”), located at 4310 Hwy 36 S, Rosenberg Texas. Vendor is to construct a pre-engineered steel canopy of approximately 14,250 square feet on concrete foundation. Vendor to provide all associated lighting and electrical requirements per the plans.

2.0 GUIDELINES:

By virtue of submitting a proposal, interested parties are acknowledging:

- 2.1 The County reserves the right to reject any or all proposals if it determines that select proposals are not responsive to the RFP. The County reserves the right to reconsider any proposal submitted at any phase of the procurement. It also reserves the right to meet with select Respondents at any time to gather additional information. Furthermore, the County reserves the right to delete or add scope up until the final contract signing.
- 2.2 All Respondents submitting proposals agree that their pricing is valid for a minimum of ninety (90) days after proposal submission to the County. Furthermore, the County is by statute exempt from the State Sales Tax and Federal Excise Tax; therefore, proposal prices shall not include taxes.
- 2.3 This Proposal does not commit the County to award nor does it constitute an offer of employment or a contract for services. Costs incurred in the submission of this proposal, or in making necessary studies or designs for the preparation thereof, are the sole responsibility of the Respondents. Further, no reimbursable cost may be incurred in the anticipation of award. Proposals containing elaborate artwork, expensive paper and binding and expensive visual or other presentations are neither necessary nor desired.
- 2.4 In an effort to maintain fairness in the process, all inquiries concerning this procurement are to be directed only to the County’s Purchasing Agent in writing. Attempts to contact any members of the County’s Commissioners’ Court or any other County employee to influence the procurement decision may lead to immediate elimination from further consideration.
- 2.5 When responding to this Proposal, follow all instructions carefully. Submit proposal contents according to the outline specified and submit all hard copy and electronic documents according to the instructions. Failure to follow these instructions may be considered a non-responsive proposal and may result in immediate elimination from further consideration.

3.0 PROPOSAL CONTACT:

This Proposal is being issued by the County Purchasing Agent on behalf of Fort Bend County, Texas. Thus, responses should be directed to the Purchasing Agent, as outlined below. **Respondents are specifically directed NOT to contact any County personnel for meetings, conferences or technical discussions that are related to this Proposal other than specified herein. Unauthorized contact of any County personnel will likely be cause for rejection of the Respondent's proposal. All communications regarding the Proposal shall be directed to the County's Proposal Contact.** Communication with the Proposal Contact is permitted via email, facsimile, or written correspondence.

PROPOSAL CONTACT:

Brooke Lindemann
Senior Buyer
Fort Bend County Travis Annex
301 Jackson, Suite 201
Richmond, Texas 77469
Brooke.Lindemann@fortbendcountytexas.gov
Phone: 281.344.3929

4.0 SUBMISSION REQUIREMENTS:

- 4.1 Submission requirements: one (1) original proposal is required by RFP opening time of 2:00 PM on Tuesday, April 26, 2022. Six (6) paper copies and one (1) electronic response on CD or flash drive are required to be submitted to Purchasing by 9:00 AM on Wednesday, April 27, 2022. CD or flash drive must contain only one (1) file in PDF format and must match written response identically. Failure to provide proper CD or flash drive is cause for disqualification. Proposal shall be submitted to the address shown below. Proposal shall be signed, in ink, by a person having the authority to bind the firm in a contract.

Fort Bend County	Proposal Number: R22-070
Purchasing Department	Due Date: April 26, 2022
301 Jackson, Suite 201	Time: 2:00 PM (CST)
Richmond, Texas 77469	For: Fairgrounds Arena Canopy

- 4.2 Respondents may submit their proposal any time prior to the Opening Date and time. The Respondent's name and address as well as a distinct reference to the Proposal number above shall be marked clearly on the submission. All proposals are time-stamped upon receipt and are securely kept, unopened, until the Opening Date. No responsibility will attach to the County, or any official or employee thereof, for the pre-opening of, post-opening of, or the failure to open a proposal not properly addressed and identified. No oral, telegraphic, telephonic, or facsimile proposals will be considered.

- 4.3 Proposals may be modified or withdrawn prior to the established opening date by delivering written notice to the proposal contact. Any alteration made prior to opening date and time shall be initialed by the signer of the proposal, guaranteeing authenticity.
- 4.4 Proposals time-stamped after the due date and time will not be considered and will be returned to the Respondent unopened. Regardless of the method used for delivery, respondents shall be wholly responsible for the timely delivery of submitted proposals.
- 4.5 The Respondent's name and address shall be clearly marked on all copies of the proposal.

5.0 INCURRED COSTS:

Those submitting proposals do so entirely at their expense. There is no expressed or implied obligation by the County to reimburse any individual or firm for any costs incurred in preparing or submitting proposals, for providing additional information when requested by the County or for participating in any selection interviews, including discovery (pre-contract negotiations) and contract negotiations.

6.0 ACCEPTANCE:

- 6.1 Submission of any proposal indicates a Respondent's acceptance of the conditions contained in this Proposal unless clearly and specifically noted otherwise in their proposal.
- 6.2 Furthermore, the County is not bound to accept a proposal on the basis of lowest price, and further, the County has the sole discretion and reserves the right to cancel this Proposal, to reject any and all proposals, to waive any and all informalities and or irregularities, or to re-advertise with either the identical or revised specifications, if it is deemed to be in the County's best interests. The County reserves the right to accept or reject any or all of the items in the proposal, and to award the contract in whole or in part and/or negotiate any or all items with individual Respondents if it is deemed in the County's best interest.
- 6.3 Although Fort Bend County desires to negotiate toward a contract with a selected Respondent, the Commissioners' Court may award the contract on the basis of the initial proposals received, without discussions. Therefore, each initial proposal should contain the Respondent's best terms.

7.0 INTERPRETATIONS, DISCREPANCIES, AND OMISSIONS:

- 7.1 It is incumbent upon each potential Respondent to carefully examine these specifications, terms, and conditions. Should any potential Respondent find discrepancies, omissions or ambiguities in this Proposal, the Respondent shall at

once request in writing an interpretation from the County’s Proposal Contact. Any inquiries, suggestions, or requests concerning interpretation, clarification or additional information shall be made in writing via e-mail only to the County’s Proposal Contact, as specified in Section 3.0. Deadline for submission of questions and/or clarification is **Tuesday, April 19, 2022 at 10:00 AM. (CST)**. Requests received after the deadline will not be responded to due to the time constraints of this Proposal process.

7.2 The issuance of a written addendum is the only official method by which interpretation, clarification or additional information will be given by the County. Only questions answered by formal written addenda will be binding. Oral and other interpretations or clarification will be without legal effect. If it becomes necessary to revise or amend any part of this Proposal, notice will be given by the County Purchasing Agent to all prospective Respondents who were sent a Proposal. The Respondent in their proposal shall acknowledge receipts of amendments. Each Respondent shall ensure that they have received all addenda and amendments to this Proposal before submitting their proposals.

8.0 TENTATIVE SCHEDULE:

Release of RFP:	April 3, 2022
Pre-RFP conference:	April 12, 2022
Deadline for Questions:	April 19, 2022
Submission Due Date:	April 26, 2022
Evaluation of Submissions:	Week of May 2nd
Commissioners Court Permission to Negotiate:	May 10, 2022
Negotiations:	Beginning May 10, 2022
Final Contract Approval Commissioners Court:	June 7, 2022

9.0 PRE-RFP CONFERENCE:

A Pre-RFP conference will be conducted on **Tuesday, April 12, 2022 at 9:30 AM** (central). The pre-RFP conference will be held at the Fort Bend County Purchasing Department located in the Travis Annex at 301 Jackson, Suite 201, Richmond, Texas 77469. All vendors are encouraged to attend. A site visit will be conducted after the conference, if necessary.

10.0 RETENTION OF RESPONDENT’S MATERIAL:

The County reserves the right to retain all proposals regardless of which response is selected. All proposals and accompanying documents become the property of the County.

11.0 CERTIFICATE OF INDEPENDENT PRICE DETERMINATION:

By submission of a proposal, each Respondent certifies, that in connection with this procurement:

- 11.1 The prices in this proposal have been arrived at independently, without consultation, communication, or agreement with any other Respondent; with any competitor; or with any County employee(s) or consultant(s) for the purpose of restricting competition on any matter relating to this Proposal.
- 11.2 Unless otherwise required by law, the prices which have been quoted in this proposal have not been knowingly disclosed by the Respondent and will not knowingly be disclosed by the Respondent prior to award directly or indirectly to any other Respondent or to any competitor; and;
- 11.3 No attempt has been made or will be made by the Respondent to induce any other person or firm to submit or not to submit a proposal for the purpose of restricting competition.

12.0 ASSIGNMENT:

The Respondent may not sell, assign, transfer or convey the contract resulting from this Proposal, in whole or in part, without the prior written approval from Fort Bend County Commissioners' Court.

13.0 CONFIDENTIAL MATTERS:

- 13.1 All data and information gathered by the Respondent and its agents, including this Proposal and all reports, recommendations, specifications, and data shall be treated by the Respondent and its agents as confidential. The Respondent and its agents shall not disclose or communicate the aforesaid matters to a third party or use them in advertising, publicity, propaganda, and/or in another job or jobs, unless written consent is obtained from the County.
- 13.2 Proposals will only be publicly received and acknowledged only so as to avoid disclosure of the contents to competing Respondents and kept secret during negotiation. However, all proposals shall be open for public inspection after the contract is awarded. Trade secrets and any material that is considered to be confidential information contained in the proposal and identified by Respondent as such will be treated as confidential to the extent allowable in the Open Records Act.

14.0 LIMITS OF SUBCONTRACTORS:

- 14.1 The County has approval rights over the use and/or removal of all subcontractors and/or vendor(s). Subcontractors shall conform to all County policies.
- 14.2 Any dispute between the Respondent and subcontractors, including any payment dispute, will be promptly remedied by the Respondent. Failure to promptly remedy or to make prompt payment to subcontractor may result in the

withholding of funds from the Respondent by the County for any payments owed to the subcontractor.

15.0 JURISDICTION, VENUE, CHOICE OF LAW:

This Proposal and any contract resulting there from shall be governed by and construed according to the laws of the State of Texas. Should any portion of any contract be in conflict with the laws of the State of Texas, the State laws shall invalidate only that portion. The remaining portion of the contract(s) shall remain in effect. Any lawsuit shall be governed by Texas law and Fort Bend County, Texas shall be the venue for any action or proceeding that may be brought or arise out of, in connection with or by reason of this Proposal process and resulting Agreements.

16.0 INDEPENDENT CONTRACTOR:

The Respondent is an independent contractor and no employee or agent of the Respondent shall be deemed for any reason to be an employee or agent of the County.

17.0 AMERICANS WITH DISABILITIES ACT (ADA)

Proposals shall comply with all federal, state, county, and local laws concerning this type of products/service/equipment/project and the fulfillment of all ADA requirements.

18.0 DRUG-FREE WORKPLACE:

All Respondents shall provide any and all notices as may be required under the Drug-Free Workplace Act of 1988, 28 CFR Part 67, Subpart F, to their employees and all sub-contractors to insure that the County maintains a drug-free workplace.

19.0 PERFORMANCE AND PAYMENT BOND:

The Respondent shall post with Fort Bend County, not later than ten (10) days of the County's award of a contract, a performance and payment bond in the amount of one hundred percent (100%) of the total lump sum price in such form as is satisfactory by County. This bond shall be executed by a corporate surety company duly authorized and admitted to do business in the State of Texas and licensed to issue such a bond in the State of Texas. The Respondent shall notify its corporate surety of any contract changes.

20.0 POWER OF ATTORNEY:

An attorney-in-fact who signs a bid bond, performance bond or payment bond must file with each bond a certified and effectively dated copy of his or her power of attorney.

21.0 TEXAS ETHICS COMMISSION FORM 1295:

21.1 Effective January 1, 2016 all contracts executed by Commissioners Court, regardless of the dollar amount, will require completion of Form 1295 "Certificate of Interested Parties", per the new Government Code Statute §2252.908. All firms submitting a response to a formal Bid, RFP, SOQ or any contracts, contract amendments, renewals or change orders are required to complete the Form 1295 online through the State of Texas Ethics Commission website. Please visit:

https://www.ethics.state.tx.us/whatsnew/elf_info_form1295.htm.

21.2 On-line instructions:

21.2.1 Name of governmental entity is to read: Fort Bend County.

21.2.2 Identification number use: RFP 22-070

21.2.3 Description is: Fairgrounds Arena Canopy

21.3 Apparent low bidder(s) will be required to provide the Form 1295 within three (3) calendar days from notification; however, if your company is publicly traded you are not required to complete this form.

22.0 INSURANCE:

22.1 All respondents shall submit, with RFP, a current certificate of insurance indicating coverage in the amounts stated below. In lieu of submitting a certificate of insurance, respondents may submit, with RFP, a notarized statement from an Insurance company, authorized to conduct business in the State of Texas, and acceptable to Fort Bend County, guaranteeing the issuance of an insurance policy, with the coverage stated below, to the firm named therein, if successful, upon award of this Contract.

22.2 At contract execution, contractor shall furnish County with properly executed certificates of insurance, which shall evidence all insurance required and provide that such insurance shall not be canceled, except on 30 days prior written notice to County. Contractor shall provide certified copies of insurance endorsements and/or policies if requested by County. Contractor shall maintain such insurance coverage from the time Services commence until Services are completed and provide replacement certificates, policies and/or endorsements for any such insurance expiring prior to completion of Services. Contractor shall obtain such insurance written on an Occurrence form (or a Claims Made form for Professional Liability insurance) from such companies having Best's rating of A/VII or better, licensed or approved to transact business in the State of Texas, and shall obtain such insurance of the following types and minimum limits:

- 22.2.1 Workers' Compensation insurance. Substitutes to genuine Workers' Compensation Insurance will not be allowed.
- 22.2.2 Employers' Liability insurance with limits of not less than \$1,000,000 per injury by accident, \$1,000,000 per injury by disease, and \$1,000,000 per bodily injury by disease.
- 22.2.3 Commercial general liability insurance with a limit of not less than \$1,000,000 each occurrence and \$2,000,000 in the annual aggregate. Policy shall cover liability for bodily injury, personal injury, and property damage and products/completed operations arising out of the business operations of the policyholder.
- 22.2.4 Business Automobile Liability coverage with a combined Bodily Injury/Property Damage limit of not less than \$1,000,000 each accident. The policy shall cover liability arising from the operation of licensed vehicles by policyholder.
- 22.3 County and the members of Commissioners Court shall be named as additional insured to all required coverage except for Workers' Compensation and Professional Liability (if required). All Liability policies including Workers' Compensation written on behalf of contractor, excluding Professional Liability, shall contain a waiver of subrogation in favor of County and members of Commissioners Court.
- 22.4 If required coverage is written on a claims-made basis, contractor warrants that any retroactive date applicable to coverage under the policy precedes the effective date of the contract; and that continuous coverage will be maintained or an extended discovery period will be exercised for a period of two (2) years beginning from the time that work under the agreement is completed.
- 22.5 Builder's Risk Insurance: Contractor is required to provide proof before a Purchase Order is issued for this project and keep in full force and effect until the Transfer Date, Builders Risk Insurance, subject to policy terms and conditions, of direct physical loss or damage to property, materials, equipment and supplies which are to become an integral part of the Project, whether owned by Contractor, or subcontractors of every tier, and in which one or more of same has an insurable interest, while in transit, while at the Construction Site awaiting construction, during construction, and until the Transfer Date. Such insurance shall be maintained to cover, as nearly as practicable, the insurable value of such property, materials, equipment and supplies at risk, and shall contain a waiver of subrogation in favor of Contractor, Architect, subcontractors of any tier and Owner for loss or damage occurring during the Work and shall name Contractor as the named insured and Owner as additional insureds. All Builder's Risk Insurance proceeds shall be paid directly to the Contractor.

23.0 INDEMNIFICATION:

Respondent shall save harmless County from and against all claims, liability, and expenses, including reasonable attorney's fees, arising from activities of Respondent, its agents, servants or employees, performed under this agreement that result from the negligent act, error, or omission of Respondent or any of Respondent's agents, servants or employees.

- 23.1 Respondent shall timely report all such matters to Fort Bend County and shall, upon the receipt of any such claim, demand, suit, action, proceeding, lien or judgment, not later than the fifteenth day of each month; provide Fort Bend County with a written report on each such matter, setting forth the status of each matter, the schedule or planned proceedings with respect to each matter and the cooperation or assistance, if any, of Fort Bend County required by Respondent in the defense of each matter.
- 23.2 Respondent's duty to defend, indemnify and hold Fort Bend County harmless shall be absolute. It shall not abate or end by reason of the expiration or termination of any contract unless otherwise agreed by Fort Bend County in writing. The provisions of this section shall survive the termination of the contract and shall remain in full force and effect with respect to all such matters no matter when they arise.
- 23.3 In the event of any dispute between the parties as to whether a claim, demand, suit, action, proceeding, lien or judgment appears to have been caused by or appears to have arisen out of or in connection with acts or omissions of Respondent, Respondent shall never-the-less fully defend such claim, demand, suit, action, proceeding, lien or judgment until and unless there is a determination by a court of competent jurisdiction that the acts and omissions of Respondent are not at issue in the matter.
- 23.4 Respondent's indemnification shall cover, and Respondent agrees to indemnify Fort Bend County, in the event Fort Bend County is found to have been negligent for having selected Respondent to perform the work described in this request.
- 23.5 The provision by Respondent of insurance shall not limit the liability of Respondent under an agreement.
- 23.6 Respondent shall cause all trade contractors and any other contractor who may have a contract to perform construction or installation work in the area where work will be performed under this request, to agree to indemnify Fort Bend County and to hold it harmless from all claims for bodily injury and property damage that arise may from said Respondent's operations. Such provisions shall be in form satisfactory to Fort Bend County.
- 23.7 Loss Deduction Clause - Fort Bend County shall be exempt from, and in no way liable for, any sums of money which may represent a deductible in any insurance policy. The payment of deductibles shall be the sole responsibility of Respondent

and/or trade contractor providing such insurance.

24.0 PREVAILING WAGES:

This project is subject to the prevailing wage rate requirements of Chapter 2258 of the Government Code. The Contractor shall pay Fort Bend County sixty dollars (\$60.00) for each worker employed by the Contractor for the provision of services described herein for each calendar day or part of the day that the worker is paid less than the below stated rates. Contractors may also visit <https://sam.gov/content/wage-determinations>.

General Decision Number: TX20220247 03/11/2022

Superseded General Decision Number: TX20210247

State: Texas

Construction Type: Building

County: Fort Bend County in Texas.

BUILDING CONSTRUCTION PROJECTS (does not include single family homes or apartments up to and including 4 stories).

Note: Contracts subject to the Davis-Bacon Act are generally required to pay at least the applicable minimum wage rate required under Executive Order 14026 or Executive Order 13658. Please note that these Executive Orders apply to covered contracts entered into by the federal government that are subject to the Davis-Bacon Act itself, but do not apply to contracts subject only to the Davis-Bacon Related Acts, including those set forth at 29 CFR 5.1(a)(2)-(60).

If the contract is entered into on or after January 30, 2022, or the contract is renewed or extended (e.g., an option is exercised) on or after January 30, 2022, Executive Order 14026 generally applies to the contract. The contractor must pay all covered workers at least \$15.00 per hour (or the applicable wage rate listed on this wage determination, if it is higher) for all hours spent performing on that contract in 2022.

If the contract was awarded on or between January 1, 2015 and January 29, 2022, and the contract is not renewed or extended on or after January 30, 2022, Executive Order 13658 generally applies to the contract. The contractor must pay all covered workers at least \$11.25 per hour (or the applicable wage rate listed on this wage determination, if it is higher) for all hours spent performing on that contract in 2022.

The applicable Executive Order minimum wage rate will be adjusted annually. If this contract is covered by one of the Executive Orders and a classification considered necessary for performance of work on the contract does not appear on this wage determination, the contractor must still submit a conformance request.

Additional information on contractor requirements and worker protections under the Executive Orders is available at www.dol.gov/whd/govcontracts.

Modification Number	Publication Date
0	01/07/2022
1	01/21/2022
2	02/18/2022
3	02/25/2022
4	03/11/2022

* ASBE0022-009 06/01/2021

	Rates	Fringes
ASBESTOS WORKER/HEAT & FROST INSULATOR (Duct, Pipe and Mechanical System Insulation)	\$ 25.14	15.15
BOIL0074-003 01/01/2021		
BOILERMAKER	\$ 29.47	24.10
CARP0551-008 04/01/2016		
CARPENTER (Excludes Acoustical Ceiling Installation, Drywall Hanging, Form Work and Metal Stud Installation)	\$ 23.05	8.78
ELEC0716-005 08/30/2021		
ELECTRICIAN (Excludes Low Voltage Wiring and Installation of Alarms)	\$ 33.20	10.37
ELEV0031-003 01/01/2022		
ELEVATOR MECHANIC	\$ 47.04	36.885+a+b

FOOTNOTES:

A. 6% under 5 years based on regular hourly rate for all hours worked. 8% over 5 years based on regular hourly rate for all hours worked.

B. Holidays: New Year's Day; Memorial Day; Independence Day; Labor Day; Thanksgiving Day; Friday after Thanksgiving Day; Christmas Day; and Veterans Day.

ENGI0450-002 04/01/2014

POWER EQUIPMENT OPERATOR Cranes	\$ 34.85	9.85
------------------------------------	----------	------

IRON0084-002 06/01/2021

IRONWORKER (ORNAMENTAL AND STRUCTURAL)	\$ 26.01	7.56
PLAS0783-001 04/01/2021		
PLASTERER	\$ 26.04	9.02
PLUM0068-002 10/01/2021		
PLUMBER	\$ 36.83	11.71
PLUM0211-010 10/01/2021		
PIPEFITTER (Including HVAC Pipe Installation)	\$ 37.03	12.56
SHEE0054-003 04/01/2020		
SHEET METAL WORKER (Excludes HVAC Duct and Unit Installation)	\$ 29.70	13.85
* SUTX2014-023 07/21/2014		
ACOUSTICAL CEILING MECHANIC	\$ 16.41	3.98
BRICKLAYER	\$ 19.86	0.00
CAULKER	\$ 15.36	0.00
CEMENT MASON/CONCRETE FINISHER	\$ 13.82**	0.00
DRYWALL FINISHER/TAPER	\$ 16.30	3.71
DRYWALL HANGER AND METAL STUD INSTALLER	\$ 17.45	3.96
ELECTRICIAN (Alarm Installation Only)	\$ 17.97	3.37
ELECTRICIAN (Low Voltage Wiring Only)	\$ 18.00	1.68
FLOOR LAYER: Carpet	\$ 20.00	0.00
FORM WORKER	\$ 11.87**	0.00
GLAZIER	\$ 19.12	4.41
INSULATOR – BATT	\$ 14.87**	0.73
IRONWORKER, REINFORCING	\$ 12.10**	0.00
LABORER: Common or General	\$ 10.79**	0.00
LABORER: Mason Tender – Brick	\$ 13.37**	0.00
LABORER: Mason Tender - Cement/Concrete	\$ 10.50**	0.00
LABORER: Pipelayer	\$ 12.94**	0.00
LABORER: Roof Tearoff	\$ 11.28**	0.00
LABORER: Landscape and Irrigation	\$ 9.49**	0.00
LATHER	\$ 19.73	0.00
OPERATOR: Backhoe/Excavator/Trackhoe	\$ 14.10**	0.00
OPERATOR: Bobcat/Skid Steer/Skid Loader	\$ 13.93**	0.00
OPERATOR: Bulldozer	\$ 20.77	0.00
OPERATOR: Drill	\$ 16.22	0.34
OPERATOR: Forklift	\$ 15.64	0.00

OPERATOR: Grader/Blade	\$ 13.37**	0.00
OPERATOR: Loader	\$ 13.55**	0.94
OPERATOR: Mechanic	\$ 17.52	3.33
OPERATOR: Paver (Asphalt, Aggregate, and Concrete)	\$ 16.03	0.00
OPERATOR: Roller	\$ 16.00	0.00
PAINTER (Brush, Roller and Spray), Excludes Drywall Finishing/Taping	\$ 16.77	4.51
ROOFER	\$ 15.40	0.00
SHEET METAL WORKER (HVAC Duct Installation Only)	\$ 17.81	2.64
SHEET METAL WORKER (HVAC Unit Installation Only)	\$ 16.00	1.61
SPRINKLER FITTER (Fire Sprinklers)	\$ 22.17	9.70
TILE FINISHER	\$ 12.00**	0.00
TILE SETTER	\$ 16.17	0.00
TRUCK DRIVER: 1/Single Axle Truck	\$ 14.95**	5.23
TRUCK DRIVER: Dump Truck	\$ 12.39**	1.18
TRUCK DRIVER: Flatbed Truck	\$ 19.65	8.57
TRUCK DRIVER: Semi-Trailer Truck	\$ 12.50**	0.00
TRUCK DRIVER: Water Truck	\$ 12.00**	4.11
WATERPROOFER	\$ 14.39**	0.00

WELDERS - Receive rate prescribed for craft performing operation to which welding is incidental.

** Workers in this classification may be entitled to a higher minimum wage under Executive Order 14026 (\$15.00) or 13658 (\$11.25). Please see the Note at the top of the wage determination for more information.

Note: Executive Order (EO) 13706, Establishing Paid Sick Leave for Federal Contractors applies to all contracts subject to the Davis-Bacon Act for which the contract is awarded (and any solicitation was issued) on or after January 1, 2017. If this contract is covered by the EO, the contractor must provide employees with 1 hour of paid sick leave for every 30 hours they work, up to 56 hours of paid sick leave each year. Employees must be permitted to use paid sick leave for their own illness, injury or other health-related needs, including preventive care; to assist a family member (or person who is like family to the employee) who is ill, injured, or has other health-related needs, including preventive care; or for reasons resulting from, or to assist a family member (or person who is like family to the employee) who is a victim of, domestic violence, sexual assault, or stalking. Additional information on contractor requirements and worker protections under the EO is available at www.dol.gov/agencies/whd/government-contracts.

Unlisted classifications needed for work not included within the scope of the classifications listed may be added after award only as provided in the labor standards contract clauses (29CFR 5.5 (a) (1) (ii)).

The body of each wage determination lists the classification and wage rates that have been found to be prevailing for the cited type(s) of construction in the area covered by the wage determination. The classifications are listed in alphabetical order of "identifiers" that indicate

whether the particular rate is a union rate (current union negotiated rate for local), a survey rate (weighted average rate) or a union average rate (weighted union average rate).

Union Rate Identifiers

A four letter classification abbreviation identifier enclosed in dotted lines beginning with characters other than "SU" or "UAVG" denotes that the union classification and rate were prevailing for that classification in the survey. Example: PLUM0198-005 07/01/2014. PLUM is an abbreviation identifier of the union which prevailed in the survey for this classification, which in this example would be Plumbers. 0198 indicates the local union number or district council number where applicable, i.e., Plumbers Local 0198. The next number, 005 in the example, is an internal number used in processing the wage determination. 07/01/2014 is the effective date of the most current negotiated rate, which in this example is July 1, 2014.

Union prevailing wage rates are updated to reflect all rate changes in the collective bargaining agreement (CBA) governing this classification and rate.

Survey Rate Identifiers

Classifications listed under the "SU" identifier indicate that no one rate prevailed for this classification in the survey and the published rate is derived by computing a weighted average rate based on all the rates reported in the survey for that classification. As this weighted average rate includes all rates reported in the survey, it may include both union and non-union rates. Example: SULA2012-007 5/13/2014. SU indicates the rates are survey rates based on a weighted average calculation of rates and are not majority rates. LA indicates the State of Louisiana. 2012 is the year of survey on which these classifications and rates are based. The next number, 007 in the example, is an internal number used in producing the wage determination. 5/13/2014 indicates the survey completion date for the classifications and rates under that identifier.

Survey wage rates are not updated and remain in effect until a new survey is conducted.

Union Average Rate Identifiers

Classification(s) listed under the UAVG identifier indicate that no single majority rate prevailed for those classifications; however, 100% of the data reported for the classifications was union data. EXAMPLE: UAVG-OH-0010 08/29/2014. UAVG indicates that the rate is a weighted union average rate. OH indicates the state. The next number, 0010 in the example, is an internal number used in producing the wage determination. 08/29/2014 indicates the survey completion date for the classifications and rates under that identifier.

A UAVG rate will be updated once a year, usually in January of each year, to reflect a weighted average of the current negotiated/CBA rate of the union locals from which the rate is based.

WAGE DETERMINATION APPEALS PROCESS

1.) Has there been an initial decision in the matter? This can be:

- * an existing published wage determination
- * a survey underlying a wage determination
- * a Wage and Hour Division letter setting forth a position on a wage determination matter
- * a conformance (additional classification and rate) ruling

On survey related matters, initial contact, including requests for summaries of surveys, should be with the Wage and Hour Regional Office for the area in which the survey was conducted because those Regional Offices have responsibility for the Davis-Bacon survey program. If the response from this initial contact is not satisfactory, then the process described in 2.) and 3.) should be followed.

With regard to any other matter not yet ripe for the formal process described here, initial contact should be with the Branch of Construction Wage Determinations. Write to:

Branch of Construction Wage Determinations
Wage and Hour Division
U.S. Department of Labor
200 Constitution Avenue, N.W.
Washington, DC 20210

2.) If the answer to the question in 1.) is yes, then an interested party (those affected by the action) can request review and reconsideration from the Wage and Hour Administrator (See 29 CFR Part 1.8 and 29 CFR Part 7). Write to:

Wage and Hour Administrator
U.S. Department of Labor
200 Constitution Avenue, N.W.
Washington, DC 20210

The request should be accompanied by a full statement of the interested party's position and by any information (wage payment data, project description, area practice material, etc.) that the requestor considers relevant to the issue.

3.) If the decision of the Administrator is not favorable, an interested party may appeal directly to the Administrative Review Board (formerly the Wage Appeals Board). Write to:

Administrative Review Board
U.S. Department of Labor
200 Constitution Avenue, N.W.
Washington, DC 20210

4.) All decisions by the Administrative Review Board are final.

25.0 PERMITS:

It shall be the sole responsibility of the successful Respondent to obtain any required permits in the name of Fort Bend County.

26.0 TAX EXEMPT:

Fort Bend County is exempt from state and local sales and use taxes under Section 151.309 of the Texas Tax Code. This project will be deemed a separate project for Texas tax purposes, and as such, Fort Bend County hereby issues its Texas Exemption for the purchase of any items qualifying for exemption under this project. Respondent is to issue its Texas Resale Certificate to vendors and subcontractors for such items qualifying for this exemption, and further, Respondent should state these items at cost.

27.0 NAME BRANDS:

Name Brands: Specifications may reference name brands and model numbers. It is not the intent of Fort Bend County to restrict these bids in such cases, but to establish a desired quality level of merchandise or to meet a pre-established standard due to like existing items. Bidders may offer items of equal stature and the burden of proof of such stature rests with them. Fort Bend County shall act as sole judge in determining equality and acceptability of products offered.

28.0 EVALUATION CRITERIA:

In order to facilitate the analysis of responses to this Proposal, Respondents are required to prepare their proposals in accordance with the instructions outlined in this part. Proposals should be prepared as simply as possible and provide a straightforward, concise description of the Respondent's capabilities to satisfy the requirements of the Proposal. Emphasis should be concentrated on accuracy, completeness, and clarity of content. All parts, pages, figures, and tables should be numbered and clearly labeled.

28.1 Respondents are required to follow the outline below when preparing their proposals:

Tab	Title
	Title Page
	Letter of Transmittal
	Table of Contents
	Executive Summary
1	Cost
2	Understanding Scope of Work
3	Firm's Experience
4	Staff Experience
5	Proposed Schedule
6	Overall Completeness of Proposal

28.2 Any exceptions to the Proposal requirements shall be identified in the applicable section.

28.3 Executive Summary - This part of the response to the Proposal should be limited to a brief narrative highlighting the Respondent's proposal. This section should not include cost quotations. Note that the executive summary should identify the primary contacts for the Respondent.

28.4 Respondents will be evaluated utilizing the factors, as weighted below:

Tab 1

Cost (weight factor = 45%)

- Complete Exhibit I.

Tab 2

Understanding Scope of Work (weight factor = 15%)

- Respondents must express, in detail, their understanding of this specific project. In addition, describe how the project requested will be provided and managed. Describe the approach your firm will take to the required collaboration, scheduling and coordination required for this project.

Tab 3

Firm's Experience (weight factor = 15%)

- Firm Experience with Projects of Similar Size and Complexity: Such experience must be in the form of providing general contracting services for similar facilities. List a minimum of three (3) similar projects completed within the last ten (10) years; provide the name and location of each project, detailed description of project, completion date, final cost, the client, and a contact person and phone number.

Tab 4

Staff Experience (weight factor = 10%)

- Staff Experience with Projects of Similar Size and Complexity: Such experience must be in the form of providing project management and construction services for similar facilities. List a minimum of three (3) similar projects completed within the last ten (10) years; provide the name and location of each project, the client, and a contact person and phone number and completion date. In addition, provide resumes for project superintendent and project manager who will be assigned to this project.

Tab 5

Proposed Schedule (weight factor = 10%)

- Provide project schedule.

Tab 6

Overall Completeness of Proposal (weight factor = 5%)

- Required Proof of Insurance
- Completed Respondent forms
- Completed W9 form
- Completed debt form
- Completed Contractor Acknowledgement of Stormwater Management Program form

29.0 AWARD:

The County will select the respondent whose proposal is the highest evaluated and responsible for the County. Contractual commitments are contingent upon the availability of funds, as evidenced by the issuance of a purchase order. All contracts are subject to the approval of the County's legal counsel and Commissioners' Court, prior to execution. Once awarded, the contract will be the final expression of the agreement between the parties and may not be altered, changed, or amended except by mutual agreement, in writing.

30.0 RETAINAGE:

Within thirty (30) days after receipt of each uncontested Application for Payment together with the supporting materials required, County shall advance to Contractor the uncontested amount requested in such uncontested Application for Payment, except *five* percent (5%) of the amount requested (hereinafter "Retainage") in each Application for Payment by County. The Retainage withheld shall be released upon final completion of the entire Project and verification of satisfactory work performed, unless grounds exist for withholding payment on account of other defaults by Contractor, including services provided by its sub-contractors.

31.0 LIQUIDATED DAMAGES:

If the Services are not substantially completed within the time for performance or within such additional time as may be extended by County, County will deduct from the final payment as liquidated damages and not as a penalty the sum of two hundred and fifty (\$250.00) per calendar day that the Services are not substantially complete. Such sum is agreed upon as a reasonable and proper measure of the damages County will sustain.

32. STATE LAW REQUIREMENTS FOR CONTRACTS:

The contents of this section are required by Texas Law and are included by County regardless of content.

- 32.1 Agreement to Not Boycott Israel Chapter 2271 Texas Government Code:
Contractor verifies that if Contractor employs ten (10) or more full-time employees and this Agreement has a value of \$100,000 or more, Contractor does not boycott Israel and will not boycott Israel during the term of this Agreement.
- 32.2 Texas Government Code Section 2251.152 Acknowledgment: By signature on vendor form, Contractor represents pursuant to Section 2252.152 of the Texas Government Code, that Contractor is not listed on the website of the Comptroller of the State of Texas concerning the listing of companies that are identified under Section 806.051, Section 807.051 or Section 2253.153.

33.0 HUMAN TRAFFICKING:

By acceptance of this contract, Contractor acknowledges that Fort Bend County is opposed to human trafficking and that no County funds will be used in support of services or activities that violate human trafficking laws.

34.0 REQUIRED FORMS:

All respondents submitting are required to complete the attached and return with submission:

- 34.1 Vendor Form
- 34.2 W9 Form
- 34.3 Tax Form/Debt/Residence Certification
- 34.4 Contractor Acknowledgement of Stormwater Management Program

35.0 EXHIBIT:

- Exhibit I: Pricing
- Exhibit II: Project Manual
- Exhibit III: Geotechnical Report
- Exhibit IV: Plans

Title Page



SUBMITTED TO
FORT BEND COUNTY

IN REGARDS
FAIRGROUNDS ARENA CANOPY

PROPOSAL NUMBER: R22-070
DUE DATE: APRIL 26, 2022
TIME: 2:00 PM (CST)



Letter of Transmittal



April 26, 2022

Fort Bend County
301 Jackson Street
Richmond, Texas 77469

RE: RFP 22-070 Construction of Arena Canopy at Fairgrounds

Dear Commissioners' Court,

We appreciate the opportunity to submit our qualifications for the request for proposal to construct an Arena Canopy at the Fairgrounds to the commissioner's court.

The response and all attachments are being submitted as a statement of qualifications and request for consideration of the firm to provide General Contracting services for this project. It would be a privilege to be considered for this project.

I, William Key, President of BLS Construction, Inc. will be representing our firm. You can reach me any time by phone or email.

We look forward to the opportunity to serve your community.

Sincerely,

A handwritten signature in blue ink, appearing to read "W Key", with a long horizontal stroke extending to the right.

William Key
President of BLS Construction
207 Fahrenthold Street
El Campo, Texas 77437
979-543-2696 Office
979-637-0427 Cell phone
william.key@blsconstruction.com

Table of Contents



Appendix

Title Page

Letter of Transmittal

Table of Contents

Executive Summary

Tab 1	Cost
Tab 2	Understanding Scope of Work
Tab 3	Firm's Experience
Tab 4	Staff Experience
Tab 5	Proposed Schedule
Tab 6	Overall Completeness of Proposal

Executive Summary



Primary Contact: Mr. William Key, President

Email Address: william.key@blsconstruction.com

Phone: (979) 543-2696

Fax: (979) 543-5006

BLS Construction, Inc. is committed to providing the best construction services to our clients. Our team takes pride in our work and our subcontractors.

BLS will hold a pre-bid meeting before construction starts to make sure all the subcontractors that are awarded the project have a full understanding of the project to avoid any unnecessary scheduling issues and explain onsite procedures. The subcontractors we choose to use on your project will be vetted if they have not work with BLS on past projects. We do our best to use local subcontractors from your community.

During construction we will keep the owner and all parties up to date on the construction progress by having weekly meetings.

Our response shows our understanding of the project and our firm's experience. BLS was recently awarded Solid Waste Transfer Station Canopy in East Bernard, Texas. The project is very similar to this project's scope of work, a new 5,000 pre-engineered steel canopy. Within the last month we have completed a canopy for emergency service vehicles at the Jackson County Hospital District. BLS has completed many successful projects with pre-engineered metal buildings.

See tab 3 firm's experience for additional projects completed.



Tab 1-Cost



RFP 22-070

Exhibit I: Pricing

Total Bid

\$ 479,800.00 _____

Calendar days for completion 210 _____

Acknowledgement of Receipt of Addendum(s), if issued by Purchasing, to the Request for Proposal Document.


Addendum No 1 dated _____ Received _____

Addendum No 2 dated _____ Received _____

Addendum No 3 dated _____ Received _____

**No official addendum's were issued but
BLS acknowledges Q&A #1 and #2.**

BLS Construction, Inc.
Name of Respondent


Signature of Authorized Representative

William Key
Printed Name of Representative



Clarifications for Fort Bend Fairgrounds Arena Canopy
Proposal Number: R22-070

- Pricing is good for 14 days from bid date 4/26/2022 due to price volatility in market for metal building.



Tab 2-Understanding Scope of Work

Tab 2-Understanding the Scope of Work



BLS Construction's Preconstruction Program

Our preconstruction program commitment is to build value, quality and accuracy into every dollar our clients entrust with us. We have continued to provide a full spectrum of preconstruction services that our clients can depend on. As your trusted partner and steward of your resources, we strive to understand the Mission and Vision of each project we build. As a team we strive to provide an exceptional experience and value for your project. BLS has a team you can trust to be on board during the early stages, which will ensure your project is set up for success.

Establish Project Goals

Preconstruction is vital to ensuring our clients know what to expect during every step of the building process. By establishing early project goals it helps us to achieve our common goal, a successful project delivery. We begin our process by learning about your company and the vision for your project, then we make sure the project scope is understood by all project participants. We do our best to analyze the site of the project and confirm the requirements can be met without future surprises or excessive cost. Finally we establish procedures for decision making and outline the responsibilities of Fort Bend County, Apex Consulting Group, BLS Construction, Inc. and any other parties involved.

Constructability Assessment

BLS knows cost is at the forefront of every project and it's our goal to give you the best services at the best value. Our team will review project documents with an eye for constructability and by collaborating with the design team Apex Consulting Group, they can create documents and plans that allow a seamless transition to the job site. The outcome is reduced number of change orders, reduced requests for information and overall a reduction in errors and delays in the project schedule. BLS develops a construction schedule that balances the client's goals, lead times and necessary phasing to promote job site efficiency and project success.

Competitive Bidding

The key to creating a successful competitive bidding environment is reducing the risk for our trade partners and finding qualified subcontractors for your unique project. During the bidding process we provide our bidders with a bid package that includes the project schedule, plans and other information developed during the preconstruction process. This helps the subcontractor have a clear understanding of the work and expectations of the project in order to provide the most competitive and accurate pricing possible. Another key to a successful bidding environment is creating interest and excitement about your project. Over the last 35 years in the construction industry, BLS has built strong relationships with our subcontractors throughout Central and South Texas. We will influence these relationships to ensure you receive multiple qualified bids while creating a strong subcontractor team experience that meets both the complex work and your budget. We will also engage any subcontractors you wish to invite and will check references to confirm they are financially stable before contracting with them.

Tab 2-Understanding the Scope of Work



Risk Management

Risk management is one of the most critical elements of project success. The construction industry operates in an uncertain environment where conditions can quickly change depending on the complexity of the project. We prefer to identify risks in the early stages of the project so that we can help our clients make the best financial decisions for their project in the beginning. In later stages, we will assist our team in controlling critical elements which can negatively impact the project success. By monitoring the project we can uncover early warnings that may impact the time, cost or quality of the project.

Delivery Process

BLS Construction Inc. will ensure the quality of work meets the requirements that have been designed through our construction management role. Our Quality Control Program serves as documentation of the organizational structure, functional responsibility, levels of authority, and lines of communications for the activities that affect quality. Quality control is thoroughly documented through submittal logs. The daily construction logs are reviewed and discussed at weekly meetings with the team so BLS can ensure the proper materials and methods are being used by subcontractors and suppliers. We follow this up with on-site inspection of all phases of construction.

Tab 2-Understanding the Scope of Work



BLS Construction is committed to work with the project team on every aspect of the project cycle. We are dedicated to producing a project you will be proud of.

Our Overview of the Step-by-Step Delivery Process is as follows:

- Review proposed project program
- Review current construction documents
- Evaluate existing conditions
- Generate project construction estimate with comparative updates at each construction phase
- Provide collaborative effort with design professional for alternate concepts
- Identify long-lead items and specialty assemblies/systems
- Create initial project schedule including preconstruction, construction and post-construction phases
- Periodically up-date the estimate of cost and the project schedule as the design process progresses
- Apply for all required permits
- Orchestrate subcontractor/supplier procurement
- Establish project-specific quality assessment and safety programs
- Commence construction
- With regards to this particular project for Fort Bend County:
 - We already know that the fence has been removed by owner
 - Confirm existing grade elevations at stone sewers to be able to accept gutters/downspouts from pre-engineered metal building
 - Order and deliver rebar for (20) footings
 - Finish concrete footings with galvanized anchor bolts
- Pro-actively maintain communication with the Owner concerning construction progression and related documentation:
 - Budget Compliance
 - Requests for Information
 - Submittals
 - Project Schedule
- Schedule and coordinate building inspections
- Continually monitor quality assurance and safety programs
- Coordinate final inspections for ultimate project completion
- Publish close-out documentation including releases of lien, as-built drawings and O&M documentation
- Follow-up with Owner during warranty period to resolve any issues that may appear




Tab 3-Firm's Experience



Wharton Regional Airport

Wharton, Texas



Scope

New construction of two 21,000 sq. ft. box hangars with 68x20 bifold hangar doors and new concrete pad for building. Scope includes metal building insulation and lighting.

Completion Date: March 2021

Relevant Team

William Key- *Project Executive*
Leroy Condel- *Superintendent*
Joy Janak- *Senior Project Manager*
Heather Reese- *Project Coordinator*

Project Location

Wharton Regional Airport
714 Robert VonderAu Rd.
Wharton, TX. 77488

Final Cost

\$646,639.65

Role

General Contractor

Reference

David Allen
Airport Manager
(979) 532-3210
dallen@cityofwharton.com

Fesco

Midland, Texas



Scope

New construction of a 50,000 sq. ft. concrete tilt wall office building, warehouse, wash facility with 25-ton crane system for maintenance. Scope of work includes mechanical, electrical, plumbing, storefront glass, flooring, sealed concrete, downspout/gutters, metal canopy cover for maintenance vehicles, and fueling station.

Completion Date: October 2018

Relevant Team

William Key- *Project Executive*
Robert Faz- *Superintendent*
Joy Janak- *Senior Project Manager*
Heather Reese- *Project Coordinator*

Project Location

Fesco
5000 East I-20
Midland, TX. 79766

Final Cost

\$7,735,450.00

Role

Construction Manager

Reference

Jim Hunter
Owner Representative
(979) 543-9451
jim.hunter@fescoinc.com

Rosenberg Storage-Phase I

Rosenberg, Texas



Scope

Phase I: New construction of a 15,516 SF storage facility with 84 units (climatized/non-climatized) and retention pond.

Completion Date: August 2017

Phase 2: **UNDER CONSTRUCTION**

New construction of a 45,000 SF addition of climate and non climate control units.

Relevant Team

William Key- *Project Executive*
Lorenzo Tenerio- *Superintendent*

Project Location

Rosenberg Storage
3903 Reese Road
Rosenberg, TX. 77471

Final Cost

\$811,000.00

Role

Construction Manager

Reference

Jerry Shelton
Owner
(281) 932-8180
jshelton@backupinc.net

Aransas County Airport

Rockport, Texas



Scope

New construction of a 10,000 sq. ft. pre-engineered hangar building and buildout of offices and housing for personnel. Scope of work includes mechanical, plumbing, electrical, doors/hardware, asphalt, and striping.

Completion Date: December 2018

Relevant Team

William Key- *Project Executive*
Lorenzo Tenerio- *Superintendent*
Joy Janak- *Senior Project Manager*
Heather Reese- *Project Coordinator*

Role

General Contractor

Project Location

Aransas County Airport
421 John D Wendell Rd
Rockport, TX. 78382

Reference

Mike Geer
Airport Manager
(817) 480-8861
mgreer@aransascounty.org

Final Cost

\$958,216.33

West Columbia Animal Hospital

West Columbia, Texas



Scope

New construction of a 5,250 sq. ft. pre-engineered metal building serving as a veterinary hospital with 4 exam rooms, surgery room, and 3,750 sq. ft. canopy for large animal pens.

Completion Date: March 2021

Relevant Team

William Key- *Project Executive*
Bill Tawney- *Superintendent*
Joy Janak- *Senior Project Manager*
Heather Reese- *Project Coordinator*

Role

Construction Manager

Project Location

West Columbia Animal Hospital
1251 N Columbia Drive
West Columbia, TX. 77486

Reference

Dr. Cody Pohler
Owner
(361) 649-0465
ccpohler_7@yahoo.com

Final Cost

\$1,317,145.85



CURRENT PROJECTS

Project	Job Description	Delivery Method	Start Date	End Date	Contract Amount	Final Contract	P&P Bond	Job Contact Information
Wharton Co. Solid Waste Transfer Station Canopy 17423 Foundation Loop Drive East Bernard, Texas 77435	New Construction of a 5,000 SF pre-engineered steel canopy	Bid	TBD	TBD	\$284,165.30	TBD	Yes	(979) 532-4612 Judge Phillip Spenrath judge.spenrath@co.wharton.tx.us (979) 968-8888 Brad Cutright, AIA brad@cutrightprihoda.com
Prosperity Bank Canton 207 Athens Street Canton, TX. 75103	New Construction of a free-standing, single story bank building of an approximately 3,800 SF, with (4) lane drive thru, and drive up ATM.	Design/Build	TBD	TBD	TBD	TBD	No	(979) 821-1216 Marina Jackson, SVP-Facilities and Supplies Controller marina.jackson@prosperitybankusa.com (713) 621-5599 Leonard Lane, Chelsea Architect lane@cpdhouston.com
Prosperity Bank East Bernard 700 Church Street East Bernard, Texas 77435	Renovations to the entire building 11,600 SF including the shared space, City Hall, and banking facility.	Design/Build	Mar-22	Sep-22	\$570,615.58	TBD	No	(979) 821-1216 Marina Jackson, SVP-Facilities and Supplies Controller marina.jackson@prosperitybankusa.com
Jackson County Hospital District-Clinic Parking Lot 1013 South Wells Street Edna, Texas 77957	Construction Services for a new 15,000 SF concrete parking lot	CMAR	Feb-22	Apr-22	\$127,885.50	TBD	Yes	(361) 782-7852 Lance Smiga, Administrator/CEO lsmiga@jchd.org
Junior's Smokehouse 1603 Divide Street El Campo, Texas 77437	New addition of a 10,000 SF structural steel building with insulated metal panels to the rear of existing building. Building includes an addition of truck loading/unloading dock.	CMAR	Dec-21	Dec-22	\$2,350,999.27	TBD	No	(979) 533-3544 Scott Chambers, Owner of Junior's Smokehouse scottchambers@hotmail.com (713) 621-5599 Leonard Lane, Chelsea Architect lane@cpdhouston.com
MEHOP Parking Lot 205 Ida Avenue Bay City, Texas 77414	New Construction of a new 25,000 SF parking lot for 49 spaces in the rear parking lot and 23 spaces in front parking lot includes dirtwork, concrete labor, canopies, electrical for lighting, striping, and landscape.	CMAR	May-22	Aug-22	\$609,877.18	TBD	No	(979) 245-2082 Celeste Harrison, CEO charison@mehop.org (713) 374-0151 Stephen Lucchesi, Architect at Ziegler Cooper slucchesi@zieglercooper.com
Prosperity Bank Palacios 600 Henderson Ave Palacios, TX. 77465	Renovations to the interior and exterior of the existing banking center and repairs to the drive thru.	Bid	Feb-22	Apr-22	\$25,913.00	TBD	No	(361) 574-1644 Vincent Seger, Vice President of Facilities at Prosperity Bank vince.seger@prosperitybankusa.com
Northside Education Center 707 Fahrenthold Street El Campo, Texas 77437	Renovations to the second floor of existing building that includes stage and elevator access	CMAR	TBD	TBD	TBD	TBD	No	(979) 543-6750 Leeanna Shimek, Director northside_center@yahoo.com (979) 637-0245 Ken Shanks & Associates, LLC. ksaia1@sbcglobal.net
Louise ISD Transportation Facility 308 Hackberry Street Louise, TX. 77455	New Construction of a 11,140 SF transportation facility including covered bus parking, covered ISD vehicle parking, maintenance bay, wash bay, office, restroom, storage, and fueling station IN DESIGN PHASE	Design/Build	TBD	TBD	TBD	TBD	Yes	(979) 648-2982 x105 Garth Oliver, Superintendent goliver@louiseisd.net (713) 374-0151 Stephen Lucchesi, Architect at Ziegler Cooper slucchesi@zieglercooper.com
Wharton Co Sheriff Training & EOC 405 East Elm Street Wharton, TX. 77488	New construction of a 3,200 SF training and emergency operations center for the Sheriff's Office	CMAR	Dec-21	May-22	\$538,694.00	TBD	Yes	(979) 532-4612 Judge Phillip Spenrath judge.spenrath@co.wharton.tx.us (979) 968-8888 Brad Cutright, AIA brad@cutrightprihoda.com



Metal Building Projects

CURRENT PROJECTS

Project	Job Description	Delivery Method	Start Date	End Date	Contract Amount	Final Contract	P&P Bond	Job Contact Information	
Just Do It Now New Facility 1619 Martin Luther King Blvd Wharton, TX. 77488	New construction of 19,000 square feet building that was destroyed by Hurricane Harvey IN DESIGN PHASE	CMAR	TBD	TBD	TBD	TBD	No	(979) 532-5500 James Perez, President jameslperez@gmail.com (713) 621-5599 Robert Taylor, AIA taylor@cpdhouston.com	
Prosperity Bank Carthage Remodel 121 S Market Street Carthage, TX. 75633	Extensive remodel to the exterior and interior of 4,600 square feet existing bank with four drive-thru lanes, and a drive up ATM	Design/Build	Apr-22	Apr-23	\$1,336,037.57	TBD	No	(979) 968-7237 Thomas Petras, Sr. Vice President at Prosperity Bank thomas.petras@prosperitybankusa.com (713) 621-5599 Leonard Lane, Chelsea Place Design, Inc. lane@cpdhouston.com	
Rosenberg Storage, Phase 2 3903 Reese Rd Rosenberg, TX. 77471	45,000 SF addition of climate and non climate control units	CMAR	Mar-22	Jun-22	\$2,380,000.00	TBD	No	(281) 932-8180 Jerry Shelton, Owner jshelton@backupinc.net	
Prosperity Bank Port Lavaca 1107 N, TX-35 Port Lavaca, TX. 77979	Demolition of existing banking center and to construct a new 3,712 SF banking center with a four lane drive thru and a separate thru-the-wall drive-up ATM.	Design/Build	Nov-21	Nov-22	\$2,423,445.79	TBD	No	(979) 968-7237 Thomas Petras, Sr. Vice President at Prosperity Bank thomas.petras@prosperitybankusa.com (713) 621-5599 Leonard Lane, Chelsea Place Design, Inc. lane@cpdhouston.com	
Simonton Community Church 9703 FM 1489 Simonton, TX. 77476	3,200 sq ft Narthex addition to existing church. Includes demo of canopy and associate structures.	CMAR	Mar-21	Apr-22	\$719,202.79	TBD	No	(281) 346-1221 Steve Littlefield, Senior Pastor stevel@simontonchurch.org (713) 374-0151 Stephen Lucchesi, Architect at Ziegler Cooper slucchesi@zieglercooper.com	
TOTAL					\$11,366,835.98				



PROJECTS COMPLETED IN THE PAST 5 YEARS 2016-2021

Metal Building Projects

Project	Job Description	Delivery Method	Start Date	End Date	Contract Amount	Final Contract	P&P Bond	Job Contact Information
Jackson County Hospital District EMS and Home Health Project 1008 N Wells Street Edna, TX. 77957	Alterations and new construction to the 5,379 square foot former dialysis clinic building and site improvements for home health services and EMS services.	CMAR	Oct-21	Mar-22	\$687,593.45	\$788,647.90	Yes	(361) 782-7867 Russell Hudgeons, Maintenance Supervisor at JCHD rhudgeons@jchd.org (713) 621-5599 Leonard Lane, Chelsea Place Design, Inc. lane@cpdhouston.com
Jackson County Courthouse Concrete 115 W Main Street Edna, TX. 77957	Demo existing structural concrete soffitt then install new rebar, concrete, and repair.	Bid	Nov-21	Nov-21	\$26,900.00	\$33,423.00	No	(361) 782-2352 Jill Sklar, County Judge j.sklar@co.jackson.tx.us (361) 782-1830 Bruce Airhart, Maintenance Supervisor b.airhart@co.jackson.tx.us
Midcoast WellCare-MRI 720 Avenue F Bay City, TX. 77414	Remodel to existing MRI	Bid	Oct-21	Nov-21	T&M	\$62,473.12	No	(361) 876-1541 Arnold McBee, Maintenance Supervisor amcbee@ecmh.org
Edna ISD Security Vestibules 601 N Wells Street Edna, TX 77957	Security Improvements at the Middle School and Special Education Campus. Installation includes storefront framing, doors, glass, and glazing.	CMAR	Nov-21	Jan-22	\$48,684.00	\$50,600.75	No	(361) 782-3573 Robert O'Connor, Superintendent roconnor@ednaisd.org
Maurtiz Hardware Interior Remodel 114 W Pulnam Ave Street Ganado, Texas 77962	Interior office remodel. Improvements to ceiling, lighting, and HVAC grilles.	Bid	Dec-21	Jan-22	\$24,286.05	\$27,186.63	No	(361) 771-3361 Nils Mauritz, Owner npm8162@yahoo.com
Mustang Cat Wash Pit 3766 N Mechanic Street El Campo, TX. 77437	Demo existing concrete wash area and install new mud drying area, wash bay, and ramp.	Bid	Oct-21	Nov-21	\$139,400.00	\$143,600.00	No	(979) 543-3389 Jake Muller, Project Support Manager Jmuller@mustangcat.com
Prosperity Bank Big Spring 1411 S Gregg Street Big Spring, TX. 79720	Demo to existing 40,000 sq. ft. building and construction of new 4,153 sq. ft. banking facility with 4 drive thru lanes	Design/Build	Oct-20	Sep-21	\$2,085,240.00	1,869,927.80	No	(979) 968-7237 Thomas Petras, Sr. Vice President at Prosperity Bank thomas.petras@prosperitybankusa.com (713) 621-5599 Leonard Lane, Chelsea Place Design, Inc. lane@cpdhouston.com
Prosperity Bank Jacksonville Parking Lot 203 Neches St Jacksonville, TX. 75766	Demolition to existing asphalt and construction of new parking lot	CMAR	Aug-21	Sep-21	\$228,328.57	\$228,328.57	No	(979) 968-7237 Thomas Petras, Sr. Vice President at Prosperity Bank thomas.petras@prosperitybankusa.com
JM Manufacturing Company, Inc. dba JM Eagle HTB Metal Building & Concrete Demo Wall 10807 US 59 Rd Wharton, TX. 77488	Demo existing concrete wall, install new concrete foundation 14'x24' and modify existing metal building for new hydrotester.	Bid	Dec-20	Jul-21	\$196,797.93	\$319,122.93	No	(310) 693-8200 x7516 Peter Hung peterhung@jmeagle.com
Daylight Donuts 1111 N Mechanic Street El Campo, TX. 77437	Addition to existing building to include a new freezer room	Bid	Apr-21	May-21	\$85,466.00	\$70,980.04	No	(979) 578-8300 Han Sopheap hansopheap@gmail.com

Project	Job Description	Delivery Method	Start Date	End Date	Contract Amount	Final Contract	P&P Bond	Job Contact Information
The Maurtiz Company Re-Roof 114 W Putnam Ave Street Ganado, TX. 77962	New 120'x141' slope retro roof over hardware store portion of building and garage.	Bid	Sep-21	Oct-21	\$150,146.00	\$150,146.00	No	(361) 771-3361 Nils Maurtiz, Owner npm8162@yahoo.com
Coastal Plains Animal Clinic Addition 3056 N Mechanic Street El Campo, TX. 77437	Addition to existing animal clinic to include dog and cat boarding and ancillary services for veterinary clinic	CMAR	Nov-20	May-21	\$607,791.80	\$620,645.40	No	(979) 543-1650 Dr. Fred Baron, Owner fsbaron76@yahoo.com (210) 299-1500 ext. 324 Derek Keck, AIA, Fisher Heck Architects dkeck@fisherheck.com
Edna ISD Classroom Addition 102 N Wells St Edna, TX. 77957	Classrooms addition at the Elementary School	Bid	Jul-21	Aug-21	\$46,359.60	\$46,359.60	No	(361) 782-3573 Daniel Harper, Chief Financial Officer dharper@edhaisd.org
Wharton Regional Airport 714 Robert Vonderau Road Wharton, Texas 77488	New construction of two 21,000 sq. ft. box hangars with 68x20 bifold hangar doors	Bid	Nov-20	Mar-21	\$634,084.65	\$646,639.65	Yes	(979) 532-3210 David Allen, Airport Manager dallen@cityofwharton.com (979) 836-7937 Tom Hart, Strand Associates, Inc., Architect/Engineer tom.hart@strand.com
Full Force 5004 John Stockbauer Dr Victoria, TX. 77904	Remodel to the entry of the building and new canopy for office space.	Bid	Apr-21	Apr-21	\$50,204.11	\$50,204.11	No	(361) 649-3590 Terese Tompkins, Owner terese@fullforce1.com
Prosperity Bank Rock Prairie 1862 Rock Prairie Rd College Station, TX. 77840	Relocation of ATM	Design/Build	Feb-21	Apr-21	\$63,720.28	\$72,561.07	No	(979) 968-7237 Thomas Petras, Facilities, Lockbox and Supplies thomas.petras@prosperitybankusa.com (713) 374-0151 Stephan Lucchesi, Architect slucchesi@zieglercooper.com
Richmond Police Department-Phase II 600 Preston St Richmond, TX. 77469	Repairs to windows and gypsum board and repaint	Bid	Mar-21	May-21	\$191,389.40	\$190,502.10	Yes	(281) 342-0559 Jim Whitehead, Assistant Director of Public Works jwhitehead@richmondtx.gov (832) 456-4700 Freese and Nichols, Inc., Architect
YK Communications 109 W Putnam Ave Ganado, TX. 77962	Office space buildout with exterior impact windows and a steel building canopy	CMAR	Jan-21	Jun-21	\$203,865.58	\$223,704.19	No	(361) 771-4111 Russell Kacer, President of YK Communications russell@ykc.com (979) 637-0245 Ken Shanks & Associates, LLC., Architect ksaia1@sbcglobal.net
Hurricane Harvey Restoration Project-Lighthouse Beach Transient Dock and Concrete Jetty Improvements 700 Lighthouse Beach Rd. Port Lavaca, Texas 77979	Remove and replace pedestals and handrails on existing Transient Dock and install new lighting on concrete jetty	Bid	Dec-20	Apr-21	\$170,035.00	\$172,628.25	Yes	(361) 827-3601 Jody Weaver, City Engineer at City of Port Lavaca jweaver@portlavaca.org (361) 570.7500 x 102 Randy Janak, PE, CivilCorp rjanak@civilcorp.us
Prosperity Bank Edna 102 N Wells St Edna, TX. 77957	Demolition of existing two story bank and new construction of a 3,800 sq. ft. banking facility with a four lane drive thru	Design/Build	Feb-20	Mar-21	\$2,086,159.90	\$1,997,653.37	No	(979) 968-7237 Thomas Petras, Sr. Vice President thomas.petras@prosperitybankusa.com (281) 240-6101 Jim Lawless, AIA PLLC, Architect lawlessaia@aol.com
Prosperity Bank Jacksonville 203 Neches St Jacksonville, TX. 75766	Demolition of existing 25,000 sq. ft. building and new construction of a 4,000 sq. ft. banking facility with 4 lane drive thru	Design/Build	May-19	Mar-21	\$1,992,896.25	\$1,834,000.00	No	(979) 968-7237 Thomas Petras, Sr. Vice President thomas.petras@prosperitybankusa.com (281) 240-6101 Jim Lawless, AIA PLLC lawlessaia@aol.com
West Columbia Animal Hospital 1251 N. Columbia Drive West Columbia, TX. 77486	New construction of a 5,250 sq. ft. veterinary clinic with 4 exam rooms, surgery room and 3,750 sq. ft. of large animal pens	CMAR	Jul-20	Mar-21	\$1,317,145.85	\$1,317,145.85	No	(361) 649-0465 Dr. Cody Pohler, Owner ccpohler_7@yahoo.com (832) 309-6477 Dr. Garrett Janke, Owner garrett.b.janke@gmail.com

Project	Job Description	Delivery Method	Start Date	End Date	Contract Amount	Final Contract	P&P Bond	Job Contact Information
City of Edna Sculpture Foundation 126 W. Main Street Edna, TX. 77957	New 12'x10'x8" thick concrete slab exterior concrete beams for new bronze cowboy sculpture	Bid	Feb-21	Mar-21	\$37,700.00	\$28,900.00	No	(361) 782-3122 Don Doering, Edna City Manager ddoering@cityofedna.com
Prosperity Bank Seven Points 601 E Cedar Creek Pkwy Seven Points, Texas 75143	Demolish existing additoin to rear building	Design/Build	Oct-20	Oct-20	\$48,571.00	\$55,669.72	No	(979) 968-7237 Thomas Petras, Facilities, Lockbox and Supplies thomas.petras@prosperitybankusa.com
Prosperity Bank Grapeland 911 US-287N Grapeland, TX. 75844	New ATM throughwall at existing location	Design/Build	Oct-20	Oct-20	\$54,835.00	\$63,651.00	No	(979) 968-7237 Thomas Petras, Facilities, Lockbox and Supplies thomas.petras@prosperitybankusa.com
Edna ISD Security Vestibules 400 Apollo Drive Edna, TX. 77957	Remodel existing entrance for security enhancements at Elementary School	CMAR	May-20	Jul-20	\$78,634.71	\$71,996.96	Yes	(361) 782-3573 Daniel Harper, Chief Financial Officer dharper@ednaisd.org (713) 965-0608 Melissa Chung, PBK melissa.kapple@pbk.com
Wharton Historical Museum-Post Hurricane Harvey Renovation 3615 North Richmond Road Wharton, TX. 77488	New finishes to entire 20,000 sq. ft. facility interior. Sheetrock removal and replacement with all new flooring and updated facelift	Bid	May-20	Aug-20	\$281,600.00	\$287,205.79	Yes	(979) 257-5706 Josh Fitts, Museum Representative fitts@hotmail.com (979) 968-8888 Brad Cutright, Cutright & Prihoda, Inc. brad@cutrightprihoda.com
Boulogny Ranch Slab 2635 CR 284 Edna, TX. 77957	New 9,800 sq. ft. foundation slab	Bid	Jul-20	Aug-20	\$83,499.69	\$83,499.69	No	(979) 541-3287 Ed Erwin, Owner edgarewin@yahoo.com (979) 637-0245 Ken Shanks, Ken Shanks & Associates Architect ksaia@sbcglobal.net
Turning Leaf Counseling & Education Center 404 E Hillje Street El Campo, TX. 77437	Renovation of an old library building for new office space and counseling rooms	Design/Build	May-20	Jul-20	\$185,785.01	\$185,785.01	No	(979) 578-9980 Stacy Romo, Owner stacyromo10@gmail.com
Refugio Airport Terminal 142 Rooke Field Refugio, TX. 78377	Demo to existing building and construction of a new 850 sq. ft. airport terminal building with associated taxiway	Bid	Dec-19	Jun-20	\$381,749.00	\$386,374.94	Yes	Refugio County, Owner (361) 526-4434 County Judge Robert Blaschke (361) 883-1984 Craig Forsythe, LNV Engineers, Architects, Surveyors cforsythe@lvinc.com
JM Manufacturing Company, Inc. dba JM Eagle 48" Pipe Building 10807 US 59 Rd Wharton, TX. 77488	Demo existing concrete paving, install new concrete foundation and install a 60' x 60' pre-engineered metal building with corbel runway to support 5-ton crane	Bid	Mar-20	May-20	\$341,000.00	\$400,230.73	No	(310) 693-8200 x7516 Peter Hung peterhung@jmeagle.com
Christo Mio Restaurant 2523 Quenby Houston, TX. 77005	Demolition of existing building with new 2,800 sq.ft coffee shop and bakery	Bid	Jul-19	May-20	\$1,068,783.77	\$1,116,694.14	No	(713) 906-7851 Mary Beth Arcidiacono, Owner melarci1@icloud.com (713) 553-9994 Andrew Sheehan, Curry Boudreaux Architects andrews@cbarch.com
Camp Aranzazu Cabins 1&2 Buildout 5420 FM 1781 Rockport, Texas 78382	Build out 4 remaining rooms	Bid	Oct-19	May-20	\$226,930.19	\$229,955.19	No	(713) 224-1900 Tom Forney, Owner's Representative tom.forney@forneyconstruction.com (361) 727.0800 Joanne Taylor, Owner's Representative jftaylor1123@gmail.com (713) 523-8787 Peter Boudreaux, Curry Boudreaux Architects peterb@cbarch.com

Project	Job Description	Delivery Method	Start Date	End Date	Contract Amount	Final Contract	P&P Bond	Job Contact Information
Message Remedy-BUILDOUT 4125 State Highway 6 Sugar Land, Texas 77478	New interior build out of an office space in existing building	Const Mgr	Nov-20	Mar-20	\$74,328.36	\$70,000.00	No	(713) 775-1597 Yang Wang & Nina Guolong Li, Owners (281) 240-6101 Jim Lawless, Architect lawlessaia@aol.com
MEHOP-Disaster Building 101 Ave F North Bay City, TX. 77414	Design and construction administration services for the project proposes to renovate 2,500 sq. ft. building for emergency purposes	Design/Build	Dec-19	Apr-20	\$282,588.00	\$264,052.00	No	(979) 245-2082 Celeste Harrison, CEO charrison@mehop.org (979) 637-0245 Ken Shanks, Ken Shanks & Associates Architect ksaia@sbcglobal.net
MEHOP-Roof Replacement 205 Ida Bay City, TX. 77414	Demolition and replacement of the roof	Design/Build	Dec-19	Apr-20	\$42,187.00	\$42,187.00	No	(979) 245-2082 Celeste Harrison, CEO charrison@mehop.org (979) 637-0245 Ken Shanks, Ken Shanks & Associates Architect ksaia@sbcglobal.net
Exelon (3) Buildings Colorado Bend II Station 4023 S State Hwy 60 Wharton, TX. 77488	Lean to 15x41, storage building with slab, lube oil storage structure	Bid	Nov-19	Feb-20	\$186,000.00	\$217,872.50	No	(979) 358-3524 Terry Jones, Maintenance Manager Colorado Bend Station terry.jones@exeloncorp.com (979) 358-3511 Laura Thomas, Materials Coordination laura.thomas@constellation.com
First State Bank 403 S Alamo St Refugio, TX. 78377	Improvements to the interior of the banking facility and teller lines.	Design/Build	Nov-19	May-20	\$25,956.00	\$25,437.58	No	(979) 648-2691 Chip Jenkins, CEO wrj@fsblouise.com
Prosperity Bank Palestine 1015 N Church St Palestine, TX. 75801	Install a drive thru canopy connection	Design/Build	Nov-19	Dec-19	\$156,396.10	\$146,166.10	No	(979) 968-7237 Thomas Petras, Sr. Vice President thomas.petras@prosperitybankusa.com (979) 637-0245 Ken Shanks, Ken Shanks & Associates Architect ksaia@sbcglobal.net
Lighthouse Beach Pavilion-Roof Replacement 2400 N. Highway 35 Port Lavaca, TX. 77979	Reroof of existing 5,000 sq. ft. Pavilion roof	CMAR	Nov-19	Jan-20	\$69,841.60	\$79,302.49	Yes	(361) 552-9793 Jody Weaver, Engineering/Economic Development/Planning jweaver@portlavaca.org (361) 570-7500 Randy Janak, Engineer CivilCorp, LLC. rjanak@civilcorp.us
Prosperity Bank-Woodcreek Branch 2828 FM 1960 Rd East Houston, TX. 77073	Remodel of existing bank 8,000 sq. ft to include finishes, millwork, etc.	Const. Mgr	Jun-19	Dec-19	\$942,534.59	\$1,003,705.25	No	(979) 968-7237 Thomas Petras, Sr. Vice President thomas.petras@prosperitybankusa.com (713) 621-5599 Robert Taylor, Chelsea Place Design, Inc. taylor@cpdhouston.com
Formosa Wetlands Walkway 202 N. Virginia St. Port Lavaca, Texas	Refurbish and repair 1,800 linear feet of pier walkway with recycled materials	Bid	Jul-19	Nov-19	\$1,246,000.00	\$1,288,312.00	Yes	(361) 552-9793 Jody Weaver, Engineering/Economic Development/Planning jweaver@portlavaca.org (361) 792-2012 John Garcia, Project Engineer, CH2M Hill Engineers, Inc. john.garcia10@jacobs.com
NanYa Plastics-2018 2081 FM 102 Wharton, Texas 77488	Remodel existing office space from Hurricane Harvey Flood damage	Const Mgr	Apr-19	Sep-19	\$816,000.00	\$944,798.25	No	(281) 727-7300 Michael Wall wallnut@npcusa.com (979) 637-0245 Ken Shanks, Ken Shanks & Associates Architect ksaia1@sbcglobal.net
Wharton County Junior College Restrooms 911 Boling Highway Wharton, TX. 77488	Renovation to the baseball field restrooms	Bid	Mar-19	Aug-19	\$48,922.00	\$48,922.00	No	(979) 532-6359 Mike Feyen, Director of Facilities Management mikef@wcjc.edu

Project	Job Description	Delivery Method	Start Date	End Date	Contract Amount	Final Contract	P&P Bond	Job Contact Information
Louise ISD-Security Improvements 408 2nd Street Louise, TX. 77455	Security updates to high school, elementary school and middle school	Bid	Jun-19	Aug-19	\$31,843.00	\$28,552.00	No	(979) 648-2982 x105 Garth Oliver, Superintendent goliver@louiseisd.net
St. Charles Bay Hunting Club-CLUBHOUSE 234 Lamar Beach Road Rockport, TX 78382	New 5,000 sq. ft. Clubhouse with kitchen, dining, bar, TV lounge and associated offices	Const Mgr	Nov-18	Sep-19	\$950,376.00	\$982,563.55	No	(713) 728-7208 Al Pratka, Owners representative al.pratka@mybciteam.com (210) 827-7608 Al McCall, Architect McCall & Associates aemccall@mccall-architects.com
Restoration Ranch-Porte-Cochere 5351 Hwy 71 Midfield, TX. 77458	New porte-cochere 50'x30'x10'	Bid	May-19	Jul-19	\$90,643.50	\$96,007.69	No	(361) 588-7190 Paul Tsika, Owner jenni@plowon.org
Aransas County Navigation District Pavilions 511 Seabreeze Rockport, Texas 78328	Repair and reconstruct (4) existing Pavilions 10,000 sq. ft. each from Hurricane Harvey damages	Bid	Oct-18	Jul-19	\$3,089,102.00	\$3,329,669.71	Yes	(361)729-6661 Keith Barrett, Harbor Master, owner aransasnav1@yahoo.com (361) 920-4522 Joe Janda, GW Engineers, Owner jjanda@gwengineers.com
Camp Aranzazu Cabins 1&2 5420 FM 1781 Rockport, Texas 78382	New counselor housing 4,200 sq. ft. with associated screened porches	Const Mgr	Jan-19	Jun-19	\$571,266.25	\$579,341.25	No	(713) 224-1900 Tom Forney, Owner's Representative tom.forney@forneyconstruction.com Joanne Taylor, Owner's Representative jftaylor123@gmail.com (713) 523-8787 Peter Boudreaux, Curry Boudreaux Architects peterb@cbarch.com
Prosperity Bank Winnsboro 607 S. Main Street Winnsboro, Texas 75494	Remodel of existing bank. 3,000 sq. ft. with associated 4 lane drive way	Design Build	Mar-19	Jun-19	\$581,922.77	\$565,422.77	No	(903) 767-7477 Duncan McAdoo, President duncan.mcadoo@prosperitybankusa.com (979) 637-0245 Ken Shanks & Associates, LLC. ksaia1@sbcglobal.net
City of El Campo-Security Improvements 315 East Jackson Strret El Campo, Texas 77437	Security Updates to City Hall	Bid	Jan-19	May-19	\$133,749.00	\$138,353.89	Yes	(979) 541-9215 Mindi Synder, Former City Manager of El Campo mindi.synder89@gmail.com (713) 374-0000 Stephan Lucchesi, Architect Ziegler Cooper slucchesi@zieglercooper.com
St. Charles Bay Hunting Club-OUTBACK 234 Lamar Beach Road Rockport, TX 78382	Renovate Outback building for gun cleaning with locker storage	Const Mgr	Nov-18	Mar-19	\$123,533.00	\$114,797.87	No	(713) 728-7208 Al Pratka, Owners representative al.pratka@mybciteam.com (210) 827-7608 Al McCall, Architect McCall & Associates
St. Charles Bay Hunting Club-THE SHED 234 Lamar Beach Road Rockport, TX 78382	New Decoy/Shed Building on existing concrete slab for hunting and fishing equipment	Const Mgr	Nov-18	Mar-19	\$78,904.00	\$78,904.00	No	(713) 728-7208 Al Pratka, Owners representative al.pratka@mybciteam.com (210) 827-7608 Al McCall, Architect McCall & Associates aemccall@mccall-architects.com
Wharton Vet Clinic Stall Addition 2018 1907 E. Boling Hwy Wharton, Texas 77488	New cattle stall addition expansion for cattle pens	Const Mgr	Nov-18	Feb-19	\$190,000.00	\$199,051.08	No	(361) 649-0465 Dr. Cody Pohler, Owner ccpohler_7@yahoo.com
Erwin Foundation 1304 Avenue K El Campo, Texas	New Concrete Slab 9,200 sq. ft.	Bid	Jan-19	Feb-19	\$89,786.37	\$89,786.37	No	(979) 541-3287 Ed Erwin, Owner edgarenwin@yahoo.com

Project	Job Description	Delivery Method	Start Date	End Date	Contract Amount	Final Contract	P&P Bond	Job Contact Information
Palacios Recycling 311 Henderson 1350 Johnson Road-Job site Palacios, Texas 77465	New metal building expansion for storage of tires and misc. equipment	Bid	Oct-18	Feb-19	\$154,765.00	\$154,764.70	Yes	(361)972-3605 David Kocurek, City Manager dkocurek@cityofpalacios.org (281) 496-0066 Randy Hickey, Architect Huitt-Zollars rhickey@huitt-zollars.com
First State Bank Woodsboro 321 1st St Woodsboro, TX. 78393	New ceiling and LED lighting package upgrade	Bid	Jan-19	Feb-19	\$94,493.75	\$94,493.75	No	(979) 543-2274 Jeff Little jjlittle@fsblouise.com
James Russell Home Addition 109 Emerald Court El Campo, Texas 77437	New 375 sq ft home addition for arts and crafts	Bid	Oct-18	Dec-18	\$73,000.00	\$78,078.33	No	(979)475-578-1560 James Russell jamesr@txassoc.com
Silver Streak Ponds 1014 Jackson County Road 477 Palacios, Texas 77465	Specialized concrete work for fish ponds to facilitate aeration services	Const Mgr	May-18	Dec-18	\$7,832.00	\$7,832.00	No	(979) 543-8989 Jim Ekstrom jekstrom@eksent.com
Nueces County Airport 3983 Wings Drive Robstown, Texas 78380	New 3,600 sq. ft. airport terminal and associated offices	Const Mgr	Nov-17	Nov-18	\$1,480,000.00	\$1,343,626.02	Yes	(713) 914-4420 John Hipchen, Architect- RS&H Architectural & Engineering john.hipchen@rsandh.com (512) 416-4524 Stephanie A. Kleiber, Project Administrator- TXDOT stephanie.kleiber@txdot.gov
St. Charles Bay Hunting Club-CABINS 234 Lamar Beach Road Rockport, Texas 78382	(4) New Hunting/Fishing Cabins for sleeping headquarters	Const Mgr	Mar-18	Nov-18	\$956,226.25	\$1,380,538.52	No	(713) 728-7208 Al Pratkan, Owners Representative al.pratkan@mybciteam.com (210) 827-7608 Al McCall, Owners Representative/Architect aemccall@mccall-architects.com
Massage Remedy 4125 State Highway 6 Sugarland, Texas 77478	New 4,800 sq. ft. Massage Therapy Bldg	Const Mgr	Oct-17	Oct-18	\$990,206.77	\$1,098,665.09	No	(713) 775-1597 Yang Wang & Nina Guolong Li, Owners (281) 240-6101 Jim Lawless, Architect lawlessaia@aol.com
Fesco Midland 5000 East I-20 Midland, Texas 79766	New 50,000 sq. ft. concrete tilt wall office building warehouse and wash facility with 25 ton crane system for maintenance	Const Mgr	Sep-17	Oct-18	\$7,890,000.00	\$7,735,450.00	No	(979) 543-9451 Jim Hunter-Owner's representative jim.hunter@fescoinc.com (210) 824-2908 Michael Zezula, Beicker Consultants, LLC. michael.zezula@beicker.com
Aransas County Airport 421 John D Wendell Rd Rockport, Texas 78382	New 10,000 sq. ft. airplane hangar building	Bid	Mar-18	Sep-18	\$877,317.50	\$896,422.73	Yes	(979) 836-7937 Ed Addicks Strand & Associates ed.addicks@strand.com (512) 416-4524 Stephanie A. Kleiber, Project Administrator- TXDOT stephanie.kleiber@txdot.gov
Aransas County Airport Buildout 421 John D Wendell Rd Rockport, Texas 78382	Build out interior of new airport offices and housing	Bid	Oct-18	Dec-18	\$61,793.60	\$61,793.60	No	(817) 480-8861 Mike Geer, Airport Manager mgeer@aransascounty.org
TDECU Mortgage Victoria 4603 N Navarro St Victoria, Texas 77904	Remodel existing space to accommodate banking facility	Const Mgr	Sep-18	Oct-18	\$196,081.57	\$203,132.86	No	(979)238-8339 Brian Busby, Facilities Manager bbusby@tdecu.org (979)637.0245 Ken Shanks & Associates ksaia1@sbcglobal.net

Project	Job Description	Delivery Method	Start Date	End Date	Contract Amount	Final Contract	P&P Bond	Job Contact Information
Exelon - Second Floor Office Addition 3863 South State Highway 60 Wharton, Texas 77488	New build out of offices in building shell	Const Mgr	Jul-18	Sep-18	\$131,774.28	\$172,361.66	No	(979) 358-3511 - Laura Thomas, Materials Coordinator laura.thomas@constellation.com (979)637.0245 Ken Shanks & Associates ksaia1@sbcglobal.net
Silver Streak Ponds #2 1014 Jackson County Road 477 Palacios, Texas 77465	Specialized concrete work for fish ponds	Const Mgr	May-18	Sep-18	\$118,507.19	\$206,944.97	No	(979) 543-8989 Jim Ekstrom jekstrom@eksent.com
Camp Aranzazu, Harvey Repairs 5420 FM 1781 Rockport, Texas 78382	New Cabin, Reroof Multiple Structures Repair arts center, pool buildings and nature center	Const Mgr	Jan-18	Sep-18	\$885,000.00	\$907,199.27	No	(713) 224-1900 Tom Forney, Owners Representative tom.forney@forneyconstruction.com (713) 523-8787 Peter Boudreaux - Curry Boudreaux and Associates peterb@cbarch.cc
City of El Campo Public Safety Headquarters 1011 West Loop El Campo, Texas 77437	(2) Restroom Buildout El Campo Public Safety Headquarters EMS, Fire, & Police	Bid	Apr-18	Jun-18	\$101,610.00	\$101,610.00	Yes	(979) 541-9215 Mindi Synder, Former City Manager of El Campo mindi.synder89@gmail.com (713)374-0155 Stephen Lucchesi, Ziegler Cooper Architects slucchesi@zieglercooper.com
Fesco - Alice 1000 Fesco Drive Alice, Texas 78332	New 13,200 sq. ft. airplane hangar with sliding Norco doors	Const Mgr	Jun-17	Dec-18	\$561,765.57	\$561,663.28	No	(979) 543-9451 Jim Hunter-Owner's representative (979)543-1968 fax jim.hunter@fescoinc.com
Aransas County Navigation District 911 Navigation Circle Rockport, Texas 78382	new 2,964 sq ft office building	Bid	Jun-17	Mar-18	\$711,978.43	\$711,978.43	Yes	(361)729-6661 Keith Barrett, Harbor Master, owner aransasnav1@yahoo.com (361)548-3952 Ethan Wells wellscollection@gmail.com
Silver Streak Pond Concrete Work APEKS Aquaculture, LLC 1014 Jackson County Road 477 Palacios, TX 77465	Concrete ponds for inflows/outflows	Const Mgr	Nov-17	Jan-18	\$104,400.00	\$150,130.00	No	(979) 543-6334 Jim Ekstrom, Owner jekstrom@eksent.com
Exelon Power Plant 3603 S State Hwy 60 Wharton, Texas 77488	Addition of new admin building and associated anchillary services buildings	Bid	Apr-17	Sep-17	\$336,990.00	\$326,543.31	No	(979) 358-3036 Laura Thomas, Materials Coordinator laura.thomas@exeloncorp.com (979) 637-0245 Ken Shanks, Ken Shanks & Associates LLC ksaia1@sbcglobal.net
Wharton County District Attorney's Office 327 E. Milam Wharton, TX 77488	build out of new office space	Bid	Sep-17	Dec-17	\$222,207.80	\$220,207.81	Yes	(979) 532-8051 Dawn Allison, Wharton County District Attorney dawn.allison@co.wharton.tx.us (979) 637-0245 Ken Shanks, Ken Shanks & Associates LLC ksaia1@sbcglobal.net
El Campo Memorial Hospital - ER 3030 Sandy Corner Rd El Campo, Texas 77437	Remodel 2,000 sq ft of existing ER	Const Mgr	Jun-17	Jul-17	\$71,100.00	\$71,100.00	No	(979) 543-6251 Nathan Tudor, CEO ntudor@ecmh.org
Rosenberg Storage 3903 Reese Rd Rosenberg, Texas 77471	New 15,516 sq ft storage facility 84 units (climatized/non-climatized)	Const Mgr	Mar-17	Aug-17	\$890,380.35	\$811,000.00	No	(281) 932-8180 Jerry Shelton, Owner jshelton@backupinc.net (979) 637-0245 Ken Shanks, Ken Shanks & Associates LLC ksaia1@sbcglobal.net

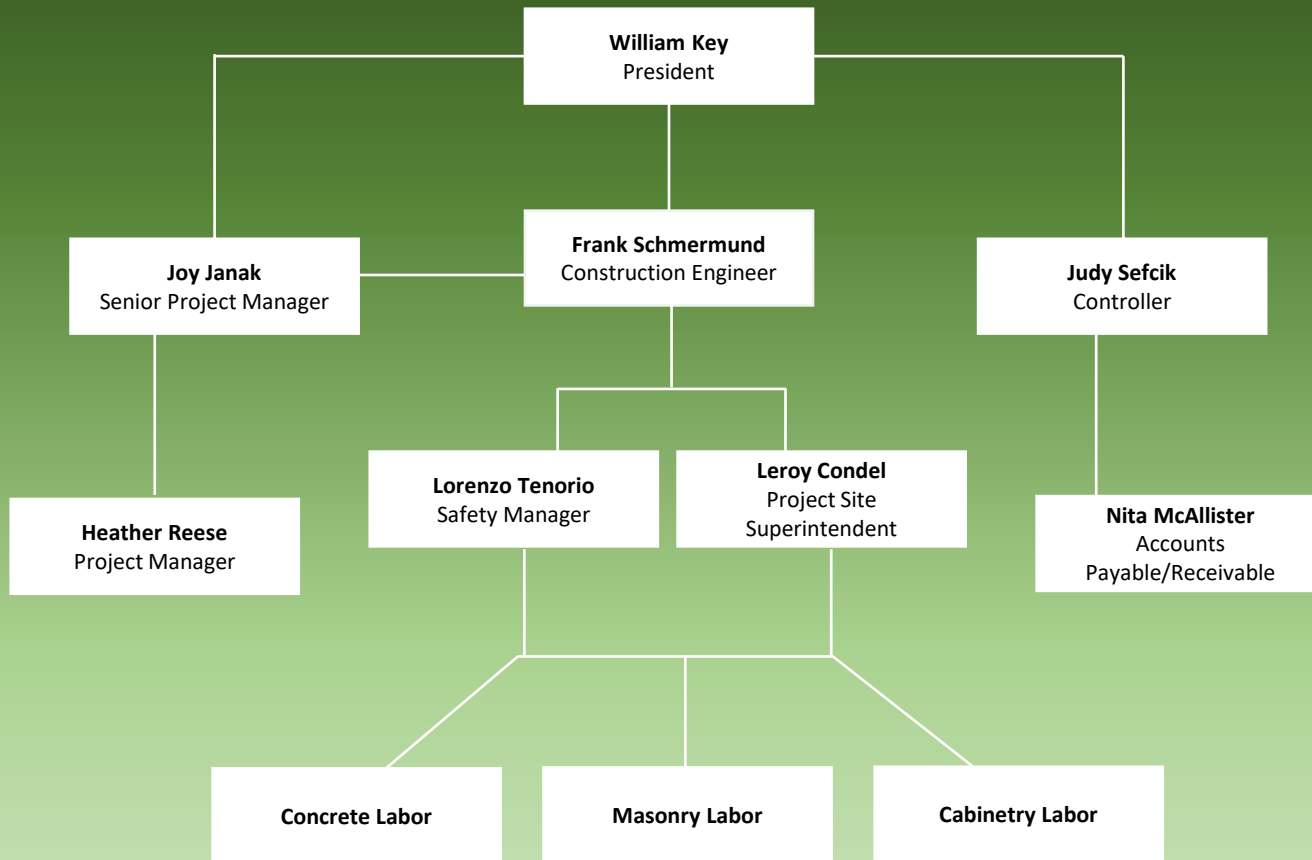
Project	Job Description	Delivery Method	Start Date	End Date	Contract Amount	Final Contract	P&P Bond	Job Contact Information
West Wharton County Hospital District Hwy 59 Wharton, Texas 77488	Remodel of office and clinic facility 1,200 sq. ft.	Const Mgr	Jun-17	Jul-17	\$53,260.67	\$53,260.67	No	(979) 543-6251 Nathan Tudor, CEO ntudor@ecmh.org
St Philips the Apostle Catholic School 302 W Church St El Campo, Texas 77437	Lighting and electrical upgrade 20,000 sq. ft.	Bid	May-17	Jul-17	\$218,132.37	\$284,260.65	Yes	(979) 543-2901 Gwen Edwards (361) 572-1642 Billy Berger, Rawley McCoy & Associates, PLLC billy@rmaarch.com
City of El Campo Wastewater Treatment Plant El Campo, TX 77437	Remodel and repairs at Wastewater Treatment Plant	Bid	Apr-17	Jun-17	\$47,108.00	\$47,108.00	No	(979) 541-9215 Mindi Synder, Former City Manager of El Campo mindi.synder89@gmail.com
City of El Campo Public Safety Headquarters 1011 West Loop El Campo, Texas 77437	New 45,000 sq foot facility for El Campo Public Safety Headquarters EMS, Fire, & Police	Bid	Dec-16	Feb-17	\$10,119,000.00	\$10,043,963.68	Yes	(979) 541-9215 Mindi Synder, Former City Manager of El Campo mindi.synder89@gmail.com (713)374-0155 Stephen Lucchesi, Ziegler Cooper Architects slucchesi@zieglercooper.com
Camp Aranzazu 5420 Loop 1781 Rockport, Texas	New Construction of a nature building, wetland boardwalk and associated paving in wetlands	Const Mgr	Aug-16	Jan-17	\$924,138.09	\$924,138.09	No	(713) 224-1900 Tom Forney, Owner's Representative Tom.Forney@forneyconstruction.com (713)523-8787 Peter Boudreaux, Curry Boudreaux Architects (713) 523-8788 fax peterb@cbarch.com
Silver Streak Bass Facility 1205 Stubbs Dr El Campo, Texas 77437	6,200 sq. ft. fish packing plant addition and associated cold storage	Design/Build	Jul-15	Dec-16	\$1,251,268.41	\$1,419,837.29	No	(979) 543-8989 Jim Ekstrom, Owner jekstrom@silverstreakbass.com
Great Oaks Recovery Center 10241 W FM 1161 Wharton, Texas 77488	New Administration Building 2,500 sq ft New bunk house 4,500 sq ft and kitchen remodel for a Drug and Rehab Center	Const Mgr	Sep-16	May-17	\$1,296,892.50	\$1,368,231.10	No	(707) 529-5151 Shannon Clay sclay@greatoaksrecovery.com (713)523-8787 Peter Boudreaux, Curry Boudreaux Architects (713) 523-8788 fax peterb@cbarch.com
Lamar Ag Barn #2 9414 FM 359 Richmond, Texas 77406	New 28,000 sq ft Agricultural Barn for Students	Bid	9/16	4/1/2018	\$2,724,725.00	\$2,752,134.76	Yes	(832)223-0250 Kevin McKeever/Ed Bailey mckeever@lcisd.org (281) 671-2300 Jander Ortiz, VLK Architects Mike Sadler, VLK Architects jortiz@vlkarchitects.com, msadler@vlkarchitects.com
Wharton County Courthouse Acoustical 309 E Milam Ste 300 Wharton, Texas 77488	Install acoustical panels in District Courtroom	Bid	9/16	1/17	\$85,845.00	\$85,845.00	Yes	(979)532-1514 Honorable Randy M. Clapp judge.clapp@329th.com
Coastal Plains Community Center 317 N Pearl Rockport, Texas 78382	New 2,897 sq ft professional office space	Const Mgr	10/16	5/17	\$515,493.27	\$515,493.27	Yes	(361)777-3991 Mark J Durand, Executive Director mdurand@coastalplainsctr.org (979) 637-0245 Ken Shanks, Ken Shanks & Associates LLC ksaia1@sbcglobal.net
Marek Properties 101 Railroad El Campo, Texas 77437	Remodel 3 buildings to accommodate 2 Restaurants, and Antique Store	Bid	10/16	2/17	\$1,033,108.65	\$1,033,108.65	No	(979) 543-0132 Frank Marek, Owner

Project	Job Description	Delivery Method	Start Date	End Date	Contract Amount	Final Contract	P&P Bond	Job Contact Information
MEHOP Dental 205 Ida Bay City, Texas 77414	Renovations to existing dental clinic	Bid	Oct-18	Nov-18	\$43,580.00	\$42,090.00	No	(979)245-2082 Celeste Harrison, CEO charrison@mehop.org
Tire Depot Hwy 59 El Campo, Texas	New 3,000 sq ft truck maintenance	Design/Build	7/16	12/16	\$370,927.18	\$370,628.89	No	(832) 788-1808 Feisal Shariff-Owner ffirahsf@gmail.com
Wharton Vet Clinic Stall Addition 2016 1518 Hwy 60 S Wharton, Texas 77488	New 3,000 sq ft addition	Design/Build	9/16	10/16	\$53,100.00	\$54,467.60	No	(979) 532-1433 Dr. Carlos Bonnot, Owner cebonnot@hotmail.com
Camp Aranzazu 5420 Loop 1781 Rockport, Texas	New 13,000 sq ft dining hall, 6,500 sq ft cabin, new aquatic swimming pool, pool structures, and associated sitework For Children with Disabilities	Const Mgr	9/15	6/16	\$5,191,033.96	\$5,191,033.96	No	(713) 224-1900 Tom Forney, Owner's Representative Tom.Forney@forneyconstruction.com (713)523-8787 Peter Boudreaux, Curry Boudreaux Architects peterb@cbarch.com
St Peter's Episcopal Church 412 N Live Oak St Rockport, Texas 78382	New 15,000 sq ft sanctuary chapel, parish hall, and associated offices	Const Mgr	5/15	7/16	\$4,050,147.83	\$4,050,147.83	No	(361) 727-7056 Larry Heidt larryheidt@sbcglobal.net (361) 463-6421 Martha Berkebile, Owner's Representative on Building Committee marthaberkebile1@gmail.com (979)543-3191 Logic Tobola, Architect logictobola@yahoo.com
Memorial Hermann Medical Group 3006 School Rd Needville, Texas 78381	Remodel to existing 5,000 sq. ft. medical clinic	Bid	3/16	5/16	\$176,273.19	\$176,273.19	No	(713) 242-2748 Tammy Russell, Construction Project Manager tammy.russell@memorialhermann.org
Wharton Regional Airport/City of Wharton 714 Robert Vonderau Rd Wharton, Texas	New 2 bay hangar project with associated taxiway	Bid	9/15	4/16	\$1,161,039.66	\$1,161,039.96	Yes	(979)836-7937 Ed Addicks, Engineer eta@omalleyengineers.com (512) 416-4510 Sheri Quinlan, TXDOT Sheri.Quinlan@txdot.gov
Prosperity Bank Wharton 143 W Burlison St Wharton, Texas 77488	Interior remodel/face lift	Constr Mgr	9/15	2/16	\$471,005.89	\$483,159.09	No	(979) 282-2000 Landon McClain, Bank President Landon.McClain@prosperitybankusa.com (979) 821-1216 Marina Jackson, V. Pres Op/Facilities Marina.Jackson@prosperitybankusa.com
Fesco, LTD 711 E Jackson St El Campo, Texas 77437	New maintenance building to facilitate a new 25 ton crane with associated paving & infrastructure	Const Mgr	4/15	1/16	\$1,501,275.71	\$1,505,046.87	No	(979) 543-9451 Garron Farrar (979)543-1968 fax garron.farrar@fescoinc.com
International Dance Design 11758 SW Frwy Stafford, Texas 77099	New 13,000 sq ft dance studio for ballroom dancing	Const Mgr	5/15	1/16	\$1,945,048.88	\$1,945,048.88	No	(832) 298-9273 Michael Chevalier White mikechevalierwhite@comcast.net (713)621-5599 Leonard Lane, Chelsea Architects lane@cpdhouston.com
					\$73,797,296.65	\$74,961,502.61		



Tab 4-Staff Experience

BLS CONSTRUCTION, INC. TEAM ORGANIZATION CHART



WILLIAM KEY

PRESIDENT



CONTACT

979-543-2696

william.key@blsconstruction.com

207 Fahrenthold Street
El Campo, TX. 77434

EDUCATION

Southwestern University-
Bachelor of Arts, Major in Business

CAREER HISTORY-16 years

BLS Construction, Inc. 2005-Present

EXPERIENCE

Wharton Regional Airport Hangars

Wharton, TX- New Construction
David Allen (979) 532-3210

FESCO

Midland, TX- New Construction
Jim Hunter (979) 543-9451

Rosenberg Storage-Phase I and II

Rosenberg, TX- New Construction
Jerry Shelton (281) 932-8180

MEHOP Emergency Ops Building

Bay City, TX- Renovations
Celeste Harrison (979) 245-2082

Jackson County Hospital District EMS and Home Health Project

Edna, TX.-New Construction and Alterations
Russell Hudgeons (361) 782-7867

SKILLS

- Client and Project Team Communication
- Time Management/Scheduling
- Client Focused Problem Solving
- Provides accurate construction cost estimates
- Carries out periodic inspections of construction site
- Procore Project Management

REFERENCES- See attached project list



JOY JANAK

SENIOR PROJECT MANAGER



CONTACT

979-543-2696

joy.janak@blsconstruction.com

207 Fahrenthold Street
El Campo, TX. 77434

EDUCATION

Midwestern State University-
Master in Administration

CAREER HISTORY-4 years

BLS Construction, Inc. 2018-Present

EXPERIENCE

Wharton Co Sheriff Training & EOC- Under Construction

Wharton, TX- New Construction
Judge Phillip Spenrath (979) 968-8888

Rosenberg Storage II Under Construction

Rosenberg, TX- New Addition
Jerry Shelton (281) 932-8180

Jackson County Hospital District EMS and Home Health Project

Edna, TX.-New Construction and Alterations
Russell Hudgeons (361) 782-7867

Wharton Regional Airport

Wharton, TX.-New Construction
David Allen (979) 532-3210

West Columbia Animal Hospital

West Columbia, TX-New Construction
Dr. Cody Pohler (361) 649-0465

SKILLS

- Client and Project Team Communication
- Time Management
- Client Focused Problem Solving
- Provides accurate construction cost estimates
- Procure Project Management

REFERENCES- See attached project list



LEROY CONDEL

SUPERINTENDENT



CONTACT

979-332-0846

leroy.condel@blsconstruction.com

207 Fahrenthold Street

El Campo, TX. 77434

CAREER HISTORY-30 years

BLS Construction, Inc. 2016-Present

BLS Construction, Inc. 2001-2011

EXPERIENCE

Jackson County Hospital District EMS and Home Health Project

Edna, TX.-New Construction and Alterations

Russell Hudgeons (361) 782-7867

JM Eagle HTB Metal Building & Concrete Demo Wall

Wharton, TX- New Construction

Peter Hung (310) 693-7237 x7516

JM Eagle 48" Pipe Building

Wharton, TX- New Construction

Peter Hung (310) 693-7237 x7516

Exelon (3) Metal Buildings

Wharton, TX-New Construction

Terry Jones (979) 358-3524

MEHOP Emergency Ops Building

Bay City, TX- Renovations

(979) 245-2082 Celeste Harrison

Wharton Regional Airport

Wharton, TX.-New Construction

David Allen (979) 532-3210

SKILLS

- Client and Project Team Communication
- Time Management
- Client Focused Problem Solving
- Procure Project Management
- Ensures Construction is done according to plans

REFERENCES- See attached project list





Tab 5-Proposed Schedule



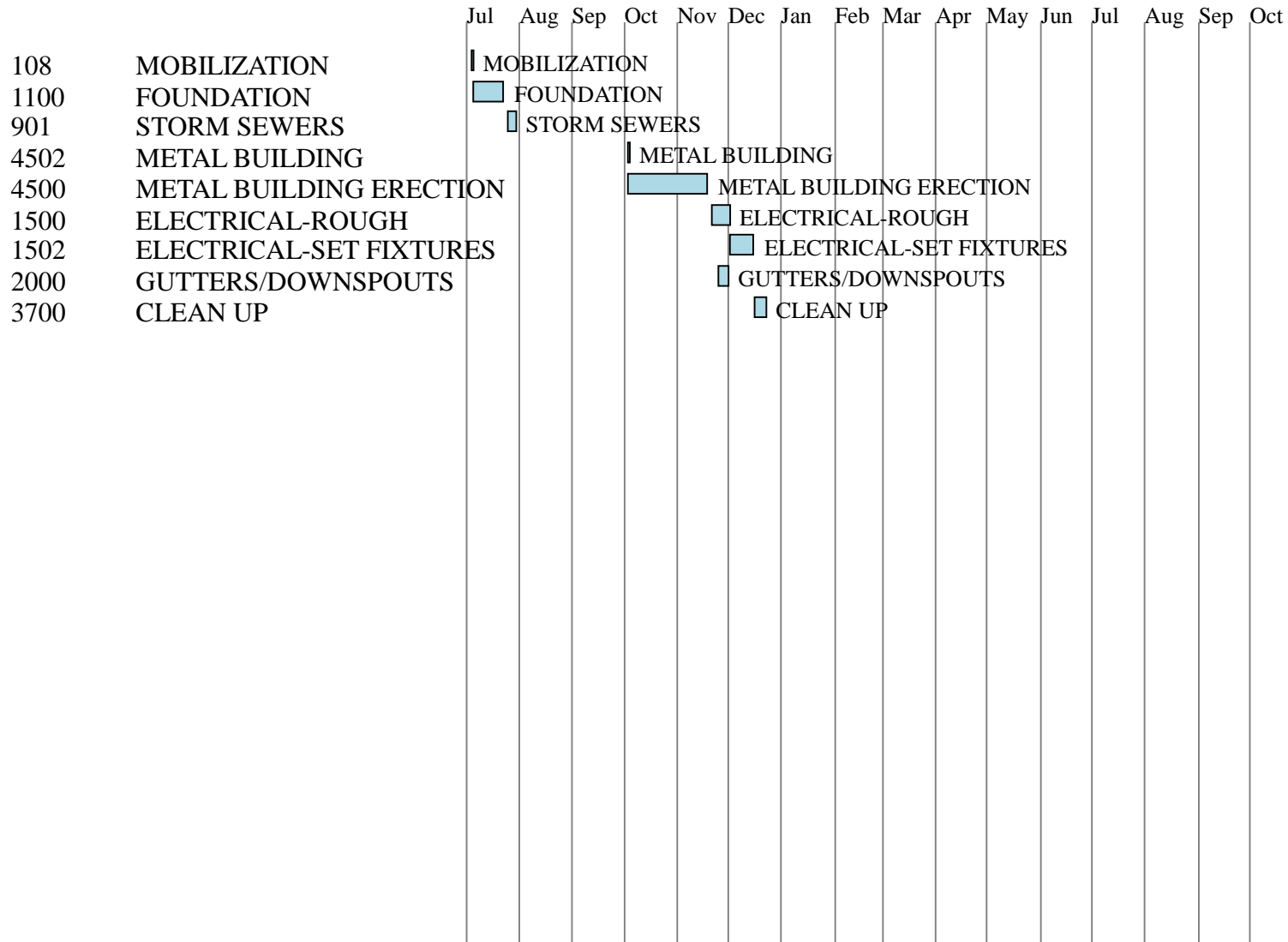
BLS Construction, Inc.

Gantt Chart

04/25/22

Gantt Chart

Job = 812 - Arena Canopy at Fairgrounds, Phase = 0 - None





Tab 6-
Overall Completeness of Proposal





COUNTY PURCHASING AGENT
Fort Bend County, Texas

Vendor Information

Jaime Kovar
Purchasing Agent

Office (281) 341-8640

Legal Company Name (top line of W9)	BLS Construction, Inc.			
Business Name (if different from legal name)				
Federal ID # or S.S. #	90-0920438	DUNS # 058565805		
Type of Business	<input checked="" type="checkbox"/> Corporation/LLC <input type="checkbox"/> Sole Proprietor/Individual	<input type="checkbox"/> Partnership <input type="checkbox"/> Tax Exempt Organization	Age in Business? 39	
Publicly Traded Business	<input checked="" type="checkbox"/> No <input type="checkbox"/> Yes Ticker Symbol _____			
Remittance Address	207 Fahrenthold Street			
City/State/Zip	El Campo, Texas 77437			
Physical Address	Same as above			
City/State/Zip				
Phone/Fax Number	Phone: 979.543.2696	Fax: 979.543.5006		
Contact Person	William Key			
E-mail	william.key@blsconstruction.com			
Check all that apply to the company listed above and provide certification number.	DBE-Disadvantaged Business Enterprise <input type="checkbox"/>	Certification # _____ Certification # _____ Certification # _____ Certification # _____	Cert Date	Exp Date
	SBE-Small Business Enterprise <input type="checkbox"/>		_____	_____
	HUB-Texas Historically Underutilized Business <input type="checkbox"/>		_____	_____
	WBE-Women's Business Enterprise <input type="checkbox"/>		_____	_____
Company's gross annual receipts	<\$500,000 _____	\$500,000-\$4,999,999 _____		
	\$5,000,000-\$16,999,999 <input checked="" type="checkbox"/>	\$17,000,000-\$22,399,999 _____		
	>\$22,400,000 _____			
NAICs codes (Please enter all that apply)	236220			
Signature of Authorized Representative				
Printed Name	William Key			
Title	President			
Date	4/22/2022			

THIS FORM MUST BE SUBMITTED WITH THE SOLICITATION RESPONSE

Request for Taxpayer Identification Number and Certification

**Give Form to the
requester. Do not
send to the IRS.**

▶ Go to www.irs.gov/FormW9 for instructions and the latest information.

Print or type. See Specific Instructions on page 3.	<p>1 Name (as shown on your income tax return). Name is required on this line; do not leave this line blank. BLS Construction Inc.</p> <p>2 Business name/disregarded entity name, if different from above</p>	
	<p>3 Check appropriate box for federal tax classification of the person whose name is entered on line 1. Check only one of the following seven boxes.</p> <p><input type="checkbox"/> Individual/sole proprietor or single-member LLC <input type="checkbox"/> C Corporation <input checked="" type="checkbox"/> S Corporation <input type="checkbox"/> Partnership <input type="checkbox"/> Trust/estate</p> <p><input type="checkbox"/> Limited liability company. Enter the tax classification (C=C corporation, S=S corporation, P=Partnership) ▶ _____</p> <p>Note: Check the appropriate box in the line above for the tax classification of the single-member owner. Do not check LLC if the LLC is classified as a single-member LLC that is disregarded from the owner unless the owner of the LLC is another LLC that is not disregarded from the owner for U.S. federal tax purposes. Otherwise, a single-member LLC that is disregarded from the owner should check the appropriate box for the tax classification of its owner.</p> <p><input type="checkbox"/> Other (see instructions) ▶ _____</p>	<p>4 Exemptions (codes apply only to certain entities, not individuals; see instructions on page 3):</p> <p>Exempt payee code (if any) _____</p> <p>Exemption from FATCA reporting code (if any) _____</p> <p><small>(Applies to accounts maintained outside the U.S.)</small></p>
	<p>5 Address (number, street, and apt. or suite no.) See instructions. 207 Fahrenthold St.</p> <p>6 City, state, and ZIP code El Campo TX 77437</p> <p>7 List account number(s) here (optional)</p>	<p>Requester's name and address (optional)</p>

Part I Taxpayer Identification Number (TIN)

Enter your TIN in the appropriate box. The TIN provided must match the name given on line 1 to avoid backup withholding. For individuals, this is generally your social security number (SSN). However, for a resident alien, sole proprietor, or disregarded entity, see the instructions for Part I, later. For other entities, it is your employer identification number (EIN). If you do not have a number, see *How to get a TIN*, later.

Note: If the account is in more than one name, see the instructions for line 1. Also see *What Name and Number To Give the Requester* for guidelines on whose number to enter.

Social security number									
or									
Employer identification number									
9	0	-	0	9	2	0	4	3	8

Part II Certification

Under penalties of perjury, I certify that:

- The number shown on this form is my correct taxpayer identification number (or I am waiting for a number to be issued to me); and
- I am not subject to backup withholding because: (a) I am exempt from backup withholding, or (b) I have not been notified by the Internal Revenue Service (IRS) that I am subject to backup withholding as a result of a failure to report all interest or dividends, or (c) the IRS has notified me that I am no longer subject to backup withholding; and
- I am a U.S. citizen or other U.S. person (defined below); and
- The FATCA code(s) entered on this form (if any) indicating that I am exempt from FATCA reporting is correct.

Certification instructions. You must cross out item 2 above if you have been notified by the IRS that you are currently subject to backup withholding because you have failed to report all interest and dividends on your tax return. For real estate transactions, item 2 does not apply. For mortgage interest paid, acquisition or abandonment of secured property, cancellation of debt, contributions to an individual retirement arrangement (IRA), and generally, payments other than interest and dividends, you are not required to sign the certification, but you must provide your correct TIN. See the instructions for Part II, later.

Sign Here	Signature of U.S. person ▶	Date ▶ <u>4/22/2022</u>
------------------	----------------------------	-------------------------

General Instructions

Section references are to the Internal Revenue Code unless otherwise noted.

Future developments. For the latest information about developments related to Form W-9 and its instructions, such as legislation enacted after they were published, go to www.irs.gov/FormW9.

Purpose of Form

An individual or entity (Form W-9 requester) who is required to file an information return with the IRS must obtain your correct taxpayer identification number (TIN) which may be your social security number (SSN), individual taxpayer identification number (ITIN), adoption taxpayer identification number (ATIN), or employer identification number (EIN), to report on an information return the amount paid to you, or other amount reportable on an information return. Examples of information returns include, but are not limited to, the following.

- Form 1099-INT (interest earned or paid)
- Form 1099-DIV (dividends, including those from stocks or mutual funds)
- Form 1099-MISC (various types of income, prizes, awards, or gross proceeds)
- Form 1099-B (stock or mutual fund sales and certain other transactions by brokers)
- Form 1099-S (proceeds from real estate transactions)
- Form 1099-K (merchant card and third party network transactions)
- Form 1098 (home mortgage interest), 1098-E (student loan interest), 1098-T (tuition)
- Form 1099-C (canceled debt)
- Form 1099-A (acquisition or abandonment of secured property)

Use Form W-9 only if you are a U.S. person (including a resident alien), to provide your correct TIN.

If you do not return Form W-9 to the requester with a TIN, you might be subject to backup withholding. See What is backup withholding, later.

Mandatory Form



Contractor Acknowledgement of Storm Water Management Program

I hereby acknowledge that I am aware of the stormwater management program and standard operating procedures developed by Fort Bend County in compliance with the TPDES General Permit No. TXR040000. I agree to comply with all applicable best management practices and standard operating procedures while conducting my services for Fort Bend County. I agree to conduct all services in a manner that does not introduce illicit discharges of pollutants to streets, stormwater inlets, drainage ditches or any portion of the drainage system. The following materials and/or pollutant sources must not be discharged to the drainage system as a result of any services provided:

1. Grass clippings, leaves, mulch, rocks, sand, dirt or other waste materials resulting from landscaping activities, (except those materials resulting from ditch mowing or maintenance activities)
2. Herbicides, pesticides and/or fertilizers, (except those intended for aquatic use)
3. Detergents, fuels, solvents, oils and/or lubricants, other equipment and/or vehicle fluids,
4. Other hazardous materials including paints, thinners, chemicals or related waste materials,
5. Uncontrolled dewatering discharges, equipment and/or vehicle wash waters,
6. Sanitary waste, trash, debris, or other waste products
7. Wastewater from wet saw machinery,
8. Other pollutants that degrade water quality or pose a threat to human health or the environment.

Furthermore, I agree to notify Fort Bend County immediately of any issue caused by or identified by:

BLS Construction, Inc.

(Company/Contractor)

that is believed to be an immediate threat to human health or the environment.

Contractor Signature

4/25/2022

Date

William Key

Printed Name

President

Title



207 Fahrenthold Street
El Campo, TX. 77437
979.543.2696 (O) 979.543.5006 (F)
www.blsconstruction.com

FORT BEND COUNTY ARENA CANOPY AT FAIRGROUNDS COSTING BREAKDOWN

General Conditions:	\$	31,205.81
▪General Liability/Workers Compensation Insurance		
▪Builders Risk Insurance		
▪City Building Permit Fees		
▪Dumpster		
▪Porta Can		
▪Superintendent		
▪Truck/Fuel		
▪PPE		
Storm Utilities	\$	14,625.00
Metal Building with Erection	\$	299,855.00
Concrete Footings (Concrete, Rebar, Forms, Drill Truck, etc.)	\$	48,182.00
Pipe Bollards Labor and Materials	\$	7,000.00
Electrical with Big Ass Fans	\$	43,906.00
Clean up	\$	750.00
	Subtotal:	\$ 445,523.81
	Overhead:	\$ 22,276.19
	Performance and Payment Bond	\$ 12,000.00
	Total Construction Cost:	\$ 479,800.00

Construction time to remain as original bid 210 days



Fort Bend County Arena Canopy at the Fairgrounds

Estimated Project Schedule

June 1-June 30, 2022	Contract negotiations
July 1-August 5, 2022	Approval to start and metal building shop drawings process
August 6-August 19, 2022	APEX/BLS review for metal building shop drawings
August 20-October 28, 2022	Metal building fabrication
November 1, 2022	Metal building delivery
November 1-November 30, 2022	Metal building erection
December 1-December 31, 2022	Finalize building with electrical

RFP 22-070

Exhibit I: Pricing

Total Bid

\$ _____

Calendar days for completion _____

Acknowledgement of Receipt of Addendum(s), if issued by Purchasing, to the Request for Proposal Document.

Addendum No 1 dated _____ Received _____

Addendum No 2 dated _____ Received _____

Addendum No 3 dated _____ Received _____

Name of Respondent

Signature of Authorized Representative

Printed Name of Representative



FAIRGROUNDS ARENA CANOPY ADDITION SPECIFICATION

By



Job Number: AP2021-0087

REV	ISSUED FOR	AUTHOR	CHECK	APPRVD	DATE
AA	75% Issued for Review	FI	CM		02/02/22
0	Issued for bid/ construction	FI	CM	CM	02/21/22



Project: Fairgrounds Canopy Addition
Location: Rosenberg, TX
Client: Fort Bend County
Number: AP2021-087
Author: Charles Mgbeike, P.E
Rev. No.: 0 **Date:** 02/21/22

TITLE: FAIRGROUNDS CANOPY ADDITION SPECIFICATION

TABLE OF CONTENTS

<u>1.0</u>	<u>OVERVIEW</u>	4
<u>1.1</u>	<u>Introduction</u>	4
<u>1.2</u>	<u>Terms and Definitions</u>	4
<u>1.3</u>	<u>Delivery</u>	4
<u>1.4</u>	<u>Storage</u>	4
<u>1.5</u>	<u>Damaged Materials</u>	4
<u>1.6</u>	<u>Schedule</u>	4
<u>1.7</u>	<u>Substitution</u>	5
<u>1.8</u>	<u>Warranty</u>	5
<u>1.9</u>	<u>Preparation for Shipment and Storage</u>	5
<u>2.0</u>	<u>CODES, STANDARDS AND REFERENCE DOCUMENTS</u>	6
<u>2.1</u>	<u>Building Codes</u>	6
<u>2.2</u>	<u>Industry Standards and Specifications</u>	6
<u>3.0</u>	<u>DESIGN REQUIREMENTS</u>	7
<u>3.1</u>	<u>System Description</u>	7
<u>3.2</u>	<u>Design Criteria</u>	7
<u>3.3</u>	<u>Structural Design Loads</u>	7
<u>4.0</u>	<u>STRUCTURAL REQUIREMENTS</u>	8
<u>4.1</u>	<u>Foundation Requirements</u>	8
<u>4.2</u>	<u>Steel Structure</u>	8
<u>5.0</u>	<u>ARCHITECTURAL REQUIREMENTS</u>	8
<u>5.1</u>	<u>Roof and Wall Coverings and Components</u>	8
<u>5.2</u>	<u>Building Accessories</u>	9
<u>5.3</u>	<u>Closures and Sealants</u>	9
<u>6.0</u>	<u>BUILDING ELECTRICAL REQUIREMENTS</u>	10



Project: Fairgrounds Canopy Addition
Location: Rosenberg, TX
Client: Fort Bend County
Number: AP2021-087
Author: Charles Mgbeike, P.E
Rev. No.: 0 **Date:** 02/21/22

TITLE: FAIRGROUNDS CANOPY ADDITION SPECIFICATION

[6.1](#) [General](#) 10
[6.2](#) [Grounding](#) 10
[6.3](#) [Building Lighting](#) 11
[7.0](#) [EXECUTION](#)..... 11
[7.1](#) [Inspection](#) 11
[7.2](#) [Preparation for Erection \(Metal Building System\)](#)..... 11
[7.3](#) [Building System Erection](#)..... 11
[8.0](#) [SUBMITTALS](#) 12
[8.1](#) [Shop Drawings](#) 12
[8.2](#) [VENDOR's Submittals with Bid](#) 13
[8.3](#) [Samples](#)..... 13
[8.4](#) [Operation and Maintenance Manual](#)..... 13



Project: Fairgrounds Canopy Addition
Location: Rosenberg, TX
Client: Fort Bend County
Number: AP2021-087
Author: Charles Mgbeike, P.E
Rev. No.: 0 **Date:** 02/21/22

TITLE: FAIRGROUNDS CANOPY ADDITION SPECIFICATION

1.0 OVERVIEW

1.1 Introduction

This specification describes furnishing all material, labor, accessories and equipment necessary to furnish and install pre-engineered metal building in accordance with the construction documents.

1.2 Terms and Definitions

OWNER: Fort Bend County or its' authorized agent.

WORK: ALL WORK associated within this Specification and Scope of Work.

VENDOR: Person(s), contractor, firm, manufacturer, fabricator, erector and any of their contractors or subcontractors, who will perform the work as defined in this Specification.

1.3 Delivery

Delivery to job site shall be in accordance with project requirements and established schedules.

1.4 Storage

- a. Store building system materials within secure, well drained, lay down areas designated by the OWNER.
- b. Structural items shall be placed on wood sleepers a minimum of six (6) inches above grade, and covered with weatherproof sheeting, securely anchored.
- c. Packaged items (panels, flashing, accessories) shall remain in original containers, and shall be stored a minimum of eight (8) inches above grade and covered with weatherproof sheeting, securely anchored.
- d. Handling: All handling of materials, prior to their installation, including delivery, off- loading, storage, and erection shall be approved by OWNER.

1.5 Damaged Materials

VENDOR shall replace damaged materials with new material at no cost to OWNER.

1.6 Schedule

Furnish and install materials in strict accordance with OWNER established sequence of operations and schedules.



Project: Fairgrounds Canopy Addition
Location: Rosenberg, TX
Client: Fort Bend County
Number: AP2021-087
Author: Charles Mgbeike, P.E
Rev. No.: 0 **Date:** 02/21/22

TITLE: FAIRGROUNDS CANOPY ADDITION SPECIFICATION

1.7 Substitution

Products equal in function and quality to those specified by reference to proprietary products may be substituted upon:

1. Submittal of adequate data describing proposed substitute material, ten days prior to quotation date.
2. OWNER's written approval.

1.8 Warranty

VENDOR shall warranty installed system for the periods described herein, starting from Date of Substantial Completion or ninety days from delivery, whichever comes first, against all the conditions indicated below. When notified in writing by OWNER, VENDOR shall, promptly and without inconvenience and cost to OWNER, correct said deficiencies.

1.8.1 Materials and Workmanship Warranty:

One (1) year at no charge.

1.8.2 Finish Warranty:

Finish coating of metal roofing and siding system shall not change color or fade in excess of 5 NBS units as determined by ASTM D2244.

Panel finish: 20 years.

1.8.3 Performance Warranty:

Furnish written warranty, stating sheet metal roofing system and flashing (flashing under premium warranty only) under this Section will be maintained in watertight condition and defects resulting from the following items will be corrected without cost to OWNER for a period of 10 years.

- Faulty workmanship.
- Defective materials including sealants and fasteners.
- Water infiltration.

1.9 Preparation for Shipment and Storage

- a. All materials shall be prepared for shipment in packages, containers, or bundles bearing the brand name and the name of the manufacturer or the supplier for whom the product is manufactured.
- b. Packaging shall be adequate to prevent damage from handling, shipping, and storage. Any damaged items shall be replaced with new material at no additional cost to OWNER.



Project: Fairgrounds Canopy Addition
Location: Rosenberg, TX
Client: Fort Bend County
Number: AP2021-087
Author: Charles Mgbeike, P.E
Rev. No.: 0 **Date:** 02/21/22

TITLE: FAIRGROUNDS CANOPY ADDITION SPECIFICATION

c. Itemized bill of material

2.0 CODES, STANDARDS AND REFERENCE DOCUMENTS

This specification is to be used in conjunction with the specifications and latest edition of codes listed below, unless specifically noted. This specification may reference specific sections of some of these codes and specifications.

2.1 Building Codes

2015 International Building Code

2015 International Fire Code

2.2 Industry Standards and Specifications

American Institute of Steel Construction (AISC)

AISC 303 AISC Code of Standard Practice for Steel Buildings and Bridges

American Society of Civil Engineers (ASCE)

ASCE 7 Building Code Requirements for Minimum Design Loads in Buildings and Other Structures

American Society for Testing and Materials (ASTM)

ASTM A570 Standard Specification for Steel Sheets, Zinc-Coated (Galvanized) or Zinc-Iron Alloy-Coated (Galvannealed) by the Hot-Dip Process

ASTM A653 Standard Specification for Steel Sheets, Zinc-Coated (Galvanized) or Zinc-Iron Alloy-Coated (Galvannealed) by the Hot-Dip Process

ASTM A792 Standard Specification for Steel Sheet, 55 percent Aluminum-Zinc Alloy-Coated by the Hot-Dip Process

ASTM C612 Standard Specification for Mineral Fiber Block and Board Thermal Insulation

ASTM D2244 Standard Practice for Calculation of Color Tolerances and Color Differences from Instrumentally Measured Color Coordinates

ASTM E84 Standard Test Method for Surface Burning Characteristics of Building Materials



Project: Fairgrounds Canopy Addition
Location: Rosenberg, TX
Client: Fort Bend County
Number: AP2021-087
Author: Charles Mgbeike, P.E
Rev. No.: 0 **Date:** 02/21/22

TITLE: FAIRGROUNDS CANOPY ADDITION SPECIFICATION

- ASTM E96 Standard Test Method for Water Vapor Transmission of Materials
- ASTM E1592 Standard Test Method for Structural Performance of Sheet Metal Roof and Siding Systems by Uniform Static Air Pressure Difference
- ASTM F2329 Standard Specification for Zinc Coating, Hot-Dip, Requirements for Application to Carbon and Alloy Steel Bolts, Screws, Washers, Nuts and Special Threaded Fasteners

Metal Building Manufacturers Association (MBMA)

MBMA Metal Building Systems Manual

3.0 DESIGN REQUIREMENTS

3.1 System Description

- a. The building structure shall be clear span gabled rigid frame with tapered column / rafter sections of shop welded steel plate.
 - 1. Overall dimensions: 150'-0" (W) x 95'-0" (L) x 21'-0" Eve Heights.
 - 2. Roof slope: 2/ 12 Pitch
 - 3. Bay spacing will be measured from centerlines for interior bays, and from inside face of end wall sheeting to centerline of first interior frame.

3.2 Design Criteria

All structural steel sections and welded plate members shall be designed in accordance with the AISC, "Specification for the Design, Fabrication, and Erection of Structural Steel for Building.

3.3 Structural Design Loads

As a minimum, design shall conform to the requirements of the ASCE 7, MBMA, and International Building Code (IBC). Loading criteria shall be in accordance with MBMA Design Criteria.

4.0 STRUCTURAL REQUIREMENTS



Project: Fairgrounds Canopy Addition
Location: Rosenberg, TX
Client: Fort Bend County
Number: AP2021-087
Author: Charles Mgbeike, P.E
Rev. No.: 0 **Date:** 02/21/22

TITLE: FAIRGROUNDS CANOPY ADDITION SPECIFICATION

4.1 Foundation Requirements

- a. Building structure shall be supported on reinforced concrete foundation designed and provided by OWNER. Vendor shall provide final building reactions to owner prior to foundation installation.

4.2 Steel Structure

All structural steel and framing shall be galvanized

5.0 ARCHITECTURAL REQUIREMENTS

5.1 Roof and Wall Coverings and Components

5.1.1 Interlocking Metal Roof Panels

- a. Roof Panels shall be manufacturer's standard roof panel, 24 Ga,
 - 1. Material: Galvalume steel factory painted.
 - 2. Thickness: 24 gage
- b. Provide galvanized steel attachment clips designed for thermal blocks and to provide uplift resistance and allow thermal movement with no through fasteners.

5.1.2 Metal Siding Panels

- a. Standard ribbed panel, roll-formed of ASTM A-792, Grade 50 minimum yield strength, 36 inch wide net coverage, with 1-3/16 inch (30 mm) high major ribs at 12 inches on center with minor ribs spaced between the major ribs consisting of:
 - 1. Style: R Panel
 - 2. Material: Galvalume steel factory painted.
 - 3. Thickness: 24 gage

5.1.3 Fasteners

- a. Provide stainless steel capped, galvanized or cadmium plated steel self-tapping screws with integral sealing washer. Provide all required metal and composition closures for a water-tight and air-tight installation. Screws shall have integral combination steel / neoprene washers and color coated heads.

5.1.4 Flashing and Trim

- a. Trim and flashing shall be of the same material, thickness and color as adjacent components.



Project: Fairgrounds Canopy Addition
Location: Rosenberg, TX
Client: Fort Bend County
Number: AP2021-087
Author: Charles Mgbeike, P.E
Rev. No.: 0 **Date:** 02/21/22

TITLE: FAIRGROUNDS CANOPY ADDITION SPECIFICATION

- b. Provide trim eaves, ridges, rakes, corners, framed openings, and as required for a watertight and airtight installation and a finished appearance.

5.1.5 Sealants and Closures

- a. Closure Strips: Matching the profile corrugations of the roof and wall panels shall be filled with solid or closed-cell, performed rubber, neoprene or polyethylene closures along the eave, ridge rake or base when required for weather tightness.
- b. Sealants: Roof panels shall be sealed with butyl rubber based extruded tape or gun grade. The sealant shall have good adhesion to metal and be non-staining, non-corrosive, non-shrinking, non-oxidizing, non-toxic and non-volatile.

5.1.6 Panel Finishes

- a. Exterior Roofing and Siding: Where shown on the drawings panels, trim and accessories shall be a factory applied 70% Kynar resin finish system consisting of a 0.2 mil DFT epoxy primer and a 0.8 mil Kynar 500 finish coat, oven cured with an overall minimum dry film thickness of 1.0 mil. Interior face of panel shall have an oven cured wash coat of 0.5 mils DFT, white.
- c. OWNER shall select color from manufacturer's standard colors.

5.2 Building Accessories

5.2.1 Eave Gutters and Downspouts

- a. Eave gutters shall be rolled-formed to a true profile; free of objectionable waviness and any other imperfections, from 24 gauge, galvanized steel, with gutter straps, fasteners and joint sealant; manufacturer's standard color.
- b. Downspouts shall be 24 gauge 6 inches by 6 inches in 10 foot lengths, with downspout elbows and downspout straps; same color as wall panels unless specified otherwise.

5.3 Closures and Sealants

5.3.1 Application

- a. Closures: Water tight and air tight closures shall be provided in the roof where service lines and electrical conduits penetrate the building.



Project: Fairgrounds Canopy Addition
Location: Rosenberg, TX
Client: Fort Bend County
Number: AP2021-087
Author: Charles Mgbeike, P.E
Rev. No.: 0 **Date:** 02/21/22

TITLE: FAIRGROUNDS CANOPY ADDITION SPECIFICATION

- b. Sealants: Penetrations and openings in the roofs shall be sealed with flashing, caulking, and other materials required accomplishing the following:

- 1. Prevent water penetration

5.3.2 Accessories

- a. Primer: non-staining type, recommended by sealant manufacturer to suit application.
- b. Joint Cleaner: non-corrosive, non-staining type, compatible with joint forming materials.
- c. Joint Filler: compressible foam rod type, round, closed cell polyethylene foam type as recommended by sealant manufacturer. Filler shall be sized to provide 25 to 50 percent compression when placed in joint.
- d. Joint filler for use in fire-rated walls: Ultrablock glass fiber/vermiculite joint filler manufactured by Backer Rod Mfg. And Supply Co., UL classified thickness as required by UL for joint width.
- e. Bond breaker: Pressure sensitive tape recommended by sealant manufacturer to suit application.

5.3.3 General Installation

- a. Install sealant in accordance with manufacturer's instructions.
- b. Apply sealant within recommended temperature ranges.
- c. Tool joints concave.
- d. Keep joints free of air pockets, foreign embedded matter, ridges, and sags.
- e. Application: under pressure with hand or power actuated gun with nozzle of proper size to completely fill joints.

6.0 BUILDING ELECTRICAL REQUIREMENTS

6.1 General

All electrical materials, work, methods shall comply with UL, local, state, and National Electrical Code (NEC) and standards and be listed and labeled for the use.

- a. All electrical equipment shall be rated for classified areas as required.

6.2 Grounding

- a. Building Grounding:



Project: Fairgrounds Canopy Addition
Location: Rosenberg, TX
Client: Fort Bend County
Number: AP2021-087
Author: Charles Mgbeike, P.E
Rev. No.: 0 **Date:** 02/21/22

TITLE: FAIRGROUNDS CANOPY ADDITION SPECIFICATION

1. Building shall be grounded in accordance with NEC.

6.3 Building Lighting

a Lighting Fixtures

1. Overhead lighting to be LED-based.
2. High output LED fixtures at High Bay Space.
 - Suspended type, with cages.

7.0 EXECUTION

7.1 Inspection

The OWNER will have the right to inspect jobsite progress during fabrication and installation. Defects in materials, workmanship, dimensions, etc., will be the responsibility of the VENDOR whether or not brought to his attention. Required corrections will be at the VENDOR's expense.

7.2 Preparation for Erection

Site / Foundation Inspection:

VENDOR shall inspect foundations to receive building systems, and shall verify correctness of dimensions and the inclusion and location of all necessary embedded items.

VENDOR shall inspect access ways to the site and clearances surrounding the work area to verify adequacy.

VENDOR shall notify OWNER immediately of any discrepancy or impediment affecting erection operations.

7.3 Building System Erection

7.3.1 Structural Systems

Erect primary and secondary structural framing in accordance with manufacturer's directions

7.3.2 Roof and Wall Coverings and Components

Roof Panels:

1. Install in accordance with manufacturer's directions and as detailed in OWNER approved erection drawings.
2. Seal all side laps and end laps with a continuous ribbon of sealant.
3. Roof panels shall be stepped on at bearing points only; deformed panels will be rejected and replaced.



Project: Fairgrounds Canopy Addition
Location: Rosenberg, TX
Client: Fort Bend County
Number: AP2021-087
Author: Charles Mgbeike, P.E
Rev. No.: 0 **Date:** 02/21/22

TITLE: FAIRGROUNDS CANOPY ADDITION SPECIFICATION

4. Exercise care when cutting prefinished material to ensure cuttings *do not* remain on finish surface.
5. Fasten cladding system to structural supports, aligned level and plumb.
6. Install sealant and gaskets to prevent weather penetration.
7. Install system free of rattles, noise due to thermal movement, and wind whistles.
8. Seal wall and roof accessories watertight and weather-tight with sealant.

Flashing and Trim:

Install in accordance with manufacturer's directions and as detailed in OWNER approved erection drawings.

Closures:

Install in accordance with manufacturer's instructions, and as detailed in OWNER approved erection drawings, at the following locations:

1. Between roof panels and eaves struts
2. Between wall panels and eaves struts
3. Between wall panels and base conditions
4. At miscellaneous conditions requiring closure

7.3.2 Cleaning

Remove all cartons, tools, equipment, and waste material caused by these operations, from the building site and from the building interior. Leave the building interior broom clean and ready for operations by other trades.

8.0 SUBMITTALS

8.1 Shop Drawings

VENDOR shall submit for approval, complete shop fabrication and erection drawings showing structural framing, attachment and trim, flashing details and accessory installation details to clearly indicate the proper assembly of all building systems and components.

8.1.1 Metal Building Systems and Structure Data:

- Steel Fabrication Drawings (Primary & Secondary Steel)
- Roof Panel Layout Shop Drawings



Project: Fairgrounds Canopy Addition
Location: Rosenberg, TX
Client: Fort Bend County
Number: AP2021-087
Author: Charles Mgbeike, P.E
Rev. No.: 0 **Date:** 02/21/22

TITLE: FAIRGROUNDS CANOPY ADDITION SPECIFICATION

Siding Panel Layout Shop Drawings
Panel Sealants Data
Flashing Trim Shop Drawings
Eave Gutters and Downspouts Shop Drawings

8.1.2 Building Electrical:
Panel Board Data
Light Fixture Data
Receptacles Data

8.2 VENDOR's Submittals with Bid

Submit with bid packet, structural design assumption criteria, brochures, and preliminary conceptual drawings adequate for OWNER's bid evaluation, and verifying conformance to the OWNER's erection schedule by giving the following dates, contingent on a specified purchase order date:

Data:

1. Catalog data for major equipment
2. Preliminary Reactions
3. Procurement and Fabrication schedules with duration / shipment.
4. Procurement and Installation schedules with completion dates
5. Provide two (2) year spare parts operating list with prices.

8.3 Samples

Data:

Submit samples of standard material and color selections

8.4 Operation and Maintenance Manual

VENDOR shall provide complete operation and maintenance manual including the following requirements:

Data:

1. As built drawings



Project:	Fairgrounds Canopy Addition
Location:	Rosenberg, TX
Client:	Fort Bend County
Number:	AP2021-087
Author:	Charles Mgbeike, P.E
Rev. No.:	0 Date: 02/21/22

TITLE:	FAIRGROUNDS CANOPY ADDITION SPECIFICATION
---------------	--

2. Equipment Data Sheets
3. Material Safety Data Sheets
4. Copies of warranties for all materials and equipment furnished.

GEOTECHNICAL INVESTIGATION
FORT BEND COUNTY FAIRGROUNDS
SUGAR LAND, FORT BEND COUNTY, TEXAS

PREPARED BY

THE MURILLO COMPANY
GEOTECHNICAL CONSULTANTS
HOUSTON, TEXAS

REPORT NUMBER

GEO2812021

REPORTED TO

FORT BEND COUNTY
AND
KALUZA, INC.
ROSENBERG, TEXAS

AUGUST 2021

GEOTECHNICAL INVESTIGATION
FORT BEND COUNTY FAIRGROUNDS
SUGAR LAND, FORT BEND COUNTY, TEXAS

INTRODUCTION

The study reported herein is an investigation of the subsurface conditions at the site of a proposed Maintenance Shed, Arena Canopy and Midway Marking Lot Re-construction for the Fort Bend County Fairgrounds, Rosenberg, Fort Bend County, Texas (Key Map 644 C).

AUTHORIZATION

This investigation was authorized on July 13, 2021 by Darren McCarthy, Parks and Recreation Director for Fort Bend County with P.O. # 201865, in an agreement with this office for Geotechnical Engineering Services.

PURPOSE

The Purpose of this investigation was to evaluate the subsurface soil conditions at each site within the fairgrounds, and provide recommendations for foundation design.

SUBSURFACE EXPLORATION

The Subsurface Exploration at the site was accomplished by means of three (3) undisturbed sample core borings drilled to a depth of twenty five (25) feet and two (2) to a depth of five (5) feet below existing ground surface. Approximate locations of the borings are shown on the attached Boring Plan.

SUBSURFACE INVESTIGATION

The Subsurface Investigation consisted of drilling three (3) inch nominal diameter core borings. Undisturbed samples of the cohesive soils were obtained from the borings by means of thin-wall, seamless steel Shelby Tube samplers in accordance with ASTM Method D-1587.

All undisturbed samples were extruded mechanically from the core barrels in the field, classified, wrapped in aluminum foil and sealed in air-tight plastic bags to prevent moisture loss and disturbance. The samples were placed in core boxes and transported to our laboratory for testing and further study.

Where granular soils were encountered, they were sampled with a two (2) inch diameter split-barrel sampler in general accordance with ASTM Method D-1586. Driving resistance for the granular soils is recorded as "Blows per Foot" on the Boring Logs.

LABORATORY INVESTIGATIONS

Boring Logs have been included in this report. The logs present visual descriptions of all soil strata encountered using the Unified Soils Classification System.

All samples from the borings were examined and classified in the laboratory by a senior soils technician or geotechnical engineer in accordance with the Unified Soils Classification System.

Laboratory tests were performed on selected soil samples in order to evaluate the engineering properties of the foundation medium in accordance with the ASTM Standards.

Undrained shear strengths of selected cohesive soils were determined by unconfined compression tests. The results of these tests are plotted on the Boring Logs as small solid circles.

Water content and dry unit weight of the foundation soils were determined as routine parts of the unconfined compression tests. Liquid and plastic limit tests were also performed on appropriate cohesive soils.

Estimated shear strengths of cohesive samples were also determined in the field with a calibrated hand penetrometer, and these values are plotted on the Boring Logs as open circles.

SUBSURFACE CONDITIONS

Specific types and depths of subsurface strata encountered at each site are shown on the attached Boring Logs. Review of the Boring Logs indicate that the generalized stratigraphy at the site is approximately as follows:

<u>Depth, Feet</u>	<u>Description of Strata</u>
0 - 6	Very stiff dark gray, gray and tan clay (CH)
6 - 12	Very stiff reddish-tan and gray clay (CH), slickensided
12 - 22	Very stiff reddish-tan silty clay (CL) w/silt seams and pockets
22 - 25	Dense reddish-tan sandy silt (ML), dry

Surface Soils

The near surface soils are "CH" type when classified by the Unified Soils Classification System. This type soil normally exhibits high swell potential when subjected to seasonal wetting and drying cycles.

Water Table

The boreholes were augered "dry" to the full depth explored at twenty five (25) feet below existing ground elevation.

No ground water was encountered and the boreholes were free of water during and upon completion of the drilling and sampling procedure.

SUBSURFACE VARIATIONS

The information contained in this report summarizes conditions encountered on the date and at the locations where the borings were drilled. The depth to a static ground water table and subsurface soil moisture content will vary with seasonal and environmental variations, such as frequency and magnitude of rainfall and future construction activities, which may alter the surface and drainage characteristics of the site. In cohesive soils, fluctuations in ground water depth occur over a longer period than in granular soils.

An accurate evaluation of the steady ground water level requires long-term measurements of monitoring wells and/or piezometers, which was beyond the scope of this study. The ground water level that might occur cannot be accurately predicted based on short-term exploration.

FAULT REVIEW

Based on our review published fault data and general knowledge of the area we are not aware of any active geological fault that may encroach on, or cross the proposed building site. A fault study was not part of our services. The locating of faults in the area would require a detailed fault study by a registered geologist.

SEISMIC SITE CLASS

According to Table 1615.1.1, Site Class Definitions of the IBC, 2006 Edition, the property is within Site Class D, which is a stiff soil profile.

The improvements to be constructed on the property should be designed to comply with all requirements of the applicable building code(s) that govern seismic design measures.

DESIGN ANALYSIS

Information provided to our office is that the fairgrounds improvements will include a Maintenance Shed (Borings B1 and B2), Arena Canopy (Boring B3) and re-construction of the Midway Parking Lot (Borings B4 and B5). Each phase of construction will be discussed in subsequent paragraphs.

MAINTENANCE SHED AND ARENA CANOPY

Based on an analysis of the Boring Logs and Laboratory Testing, it is our opinion the structural loads for the proposed Maintenance Shed and Arena Canopy may be supported by either Square Spread Footings or Drilled and Underreamed Footings. Each will be discussed in subsequent paragraphs.

Square Spread Footings

Square Spread Footings should extend to a minimum depth of four (4) feet below existing ground surface.

Utilizing a minimum factor of safety of 3 for dead load or a minimum factor of safety of 2 for total load, the allowable bearing capacity of the foundation soils is given as 2,000 pounds per square foot for dead load or 3,000 pounds per square foot for total load. Where long continuous footings are used, they can be sized using 80% of the above design value.

Drilled and Underreamed Footings

Drilled and Underreamed Footings should extend to a minimum depth of twelve (12) feet below existing ground surface.

Utilizing a minimum factor of safety of 3 for dead load or a minimum factor of safety of 2 for total load, the allowable bearing capacity of the foundation soils is given as 4,000 pounds per square foot for dead load or 6,000 pounds per square foot for total load.

An allowable side friction value of 500 pounds per square foot may be used if uplift pressures are considered. Lateral loads acting against drilled pier shafts should be based on a maximum 20 kips.

Footing Installation

The footing excavation should be inspected by the Project's Engineer, Architect, or Owner's Representative prior to placing concrete to insure that (a) the footing has been constructed to the specified dimensions, at the correct depth and in the correct formation established by the previously mentioned criteria, (b) the footing is concentric with the pier shaft or column, and (c) excessive cuttings, build-up and any soft compressible materials have been removed from the bottom of the excavation.

Placement of concrete should be accomplished as soon as possible to prevent changes in the state of stress and caving of the foundation soils. The footing should be poured without the prior approval of the On-Site Geotechnical Engineer's Representative.

Foundation Settlement

A detailed settlement analysis was not within the scope of this study. It is anticipated that the footing designed using the recommended allowable bearing capacities will experience differential settlements that will be within the one (1) inch maximum this type structure can tolerate.

Potential Vertical Rise

Potential Vertical Rise (PVR) was estimated using a computer program, based on an empirical modified procedure developed by Mc Dowell, as outlined in Texas Department of Transportation (TxDOT) Test Method TEX-124.

Based on existing grades, the total PVR at this site was computed in the range of 3.50 inches. It is possible that the magnitudes of PVR may be greater than the predicted values if soils with greater potential for shrink-swell movement are present in areas of the site where boreholes were not located.

Movement (PVR) is normally influenced by seasonal changes in soil moisture, placement of a building pad, location of landscaping, or permanent watering systems placed adjacent to a structure.

Floor Slab and Building Pad

Conventional “slab-on-grade” construction may be used for the interior portion of the structures. The Floor Slab should be elevated on a compacted Building Pad of forty two (42) inch minimum thickness, and to an elevation which conforms to the County Building Authority minimum code requirements. Fill placement can be both above and below existing ground elevation.

A Building Pad of forty two (42) inches will reduce the PVR from 3.50 inches to approximately 1.00 inch.

Prior to placement of the building pad, existing vegetation, roots and deleterious materials should be cleared from the proposed building areas. The clearing should extend at least three (3) feet beyond the building edges.

Once rough grade is established, the exposed surface should be proof-rolled in accordance with TxDOT Item 216 (2014). Any pockets of soft or weak soils encountered should be removed.

The material used to construct the Building Pad should consist of a select non-active, inorganic sandy clay type soil having a Plasticity Index (P.I.) between 8% and 25%.

Select fill material should be placed under laboratory control, in no greater than ten (10) inch loose layers, and compacted to a minimum 95% of Standard Proctor Density as determined by the ASTM D-698 Procedure, at Optimum Moisture Content (0 to +3%).

A modulus of subgrade reaction, k-value, of one hundred twenty (120) pounds per cubic inch (pci) may be used for design of the Floor Slab, provided the recommendations for the Building Pad subgrade preparation are followed.

SURFACE DRAINAGE

The following drainage precautions should be observed during construction and maintained at all times after the structures have been completed:

- (a) Backfill around the perimeter foundation walls should be compacted to a minimum 90% of Standard Proctor Density according to ASTM D-698 Procedure, at Optimum Moisture Content (0 to +3%)

- (b) The ground surface around the perimeter foundation walls should have a minimum slope that provides positive drainage away from the structures a minimum ten (10) feet, or can be sloped to drain away from the structures in all directions on a maximum 1:12 slope

- (c) Roof downspouts and other water collection systems should discharge well beyond the limits of the backfill, or perimeter grade beams. We suggest a minimum three (3) feet

- (d) Perimeter grade beams should not be exposed more than eight (8) inches above final grade, in order to minimize moisture changes and erosion of the soil strata at bottom of grade beams

LANDSCAPING

The owner and design team should be made aware that placing large bushes and trees adjacent to the structure may contribute to future distress to the foundation system. Above grade planter boxes should be considered in lieu of landscape beds. If this landscape approach is not acceptable, vegetation placed in landscape beds adjacent to the structure should be limited to plants and shrubs that will not exceed a mature height of about four (4) feet. Large bushes and trees that will generally exceed this height should be planted at a reasonable distance away from the structure so that their canopy or “drip line” does not extend over the structure when the tree reaches maturity. Cut-off walls or barriers may be considered to prevent roots from existing trees and vegetation from affecting the foundation of the proposed structure. Watering of vegetation should be performed in a timely and controlled manner and prolonged watering should be avoided.

LIGHT POLES

Typically, Lightly Loaded Light Poles are supported by a Drilled Straight Shaft Foundation with a diameter of approximately two (2) feet to three (3) feet, depending on the height and weight of the structure. The drilled foundation depth does not usually extend below twenty (20) feet, depending on the subsurface strata encountered.

Based on the subsurface conditions encountered at this site, we recommend that the design parameters presented in Table I be used in design of the Drilled Straight Shaft Foundation. The net allowable end bearing capacity includes a safety factor of 3, and the side friction includes a safety factor of 2.

It is assumed that the lower sand strata will be waterbearing at the time of construction and would require slurry type installation.

A sufficient head of the water/fluid mixture (slurry) should be maintained to ensure that collapse of the sides of the hole does not occur when drilling through the waterbearing non-cohesive layers. Additional water and drilling fluids should be added as the hole is advanced to maintain the balance of pressure.

TABLE I
Recommended Design Parameters for Drilled Straight Shaft Footings

Boring No.	Depth Interval (ft.)	Effective Soil Unit Weight (lb./ft. ³)	Net Allowable End Bearing Capacity* (lb./ft. ²)	Passive Pressure Coefficient** K _p	Allowable Side Friction (lb./ft. ²)	Estimated Shear Strength Parameters	
						Undrained Cohesion (lb./ft. ²)	Internal Friction Angle (°)
ALL	0 - 3	0	0	0	0	0	0
	3 - 22	120	4,000	3,200	300	500	0
	22 - 25	65	4,000	3,200	400	0	32

* The net allowable end bearing capacity refers to the pressure at the foundation bearing level in excess of the minimum surrounding overburden pressure. A penetration into the desired bearing strata of 3 ft. or half the pier diameter (whichever is smaller) should be achieved to use the recommended allowable values in the table. Where a stratum is underlain by a weaker stratum, the bottom of the footings in the stronger stratum should be at least one footing diameter above the top of the weaker stratum.

** Passive pressure in cohesive soils is based on a trapezoidal pressure distribution. Because of the potential for loss of contact due to shrinkage or strength loss due to wetting, we recommend that the passive resistance for soils in the upper 2 ft. of the final grade be neglected. Passive pressure, $p_p = K_p z\gamma + 2c (\sqrt{K_p})$; where z is the depth of the footing below grade, γ is the effective soil unit weight above the footing bottom, and c is the undrained cohesion.

We assume that only one Drilled Straight Shaft Footing will be required to support a Light Pole. Should multiple footings be necessary, the minimum center-to-center spacing between adjacent drilled shafts should not be less than three (3) times the diameter of the larger shaft, to reduce excessive stress overlap from adjacent footings.

ASPHALTIC CONCRETE PAVEMENT

Site elevations indicate that once the existing asphalt surface is stripped and the base material stockpiled to achieve rough grade, the following section with a stabilized subgrade is recommended for the parking lot re-construction.

<u>Type Pavement</u>	<u>Section</u>
Asphaltic Concrete	2"
Limestone or Concrete Base	8"
Stabilized Subgrade	8"

The top nine (9) inches of existing Asphaltic Pavement and Base Material should be thoroughly mixed in accordance with Harris County Specification Item 252. Once the material is mixed, it should then be stockpiled for later use.

Subgrade preparation after reaching rough grade, should consist of scarifying to a depth of eight (8) inches and stabilizing with thirty (30) pounds of Hydrated Lime per square yard.

The soil-lime mixture should be compacted to a minimum 95% of Standard Proctor Density as determined by the ASTM D-698 Procedure, at Optimum Moisture Content (0 to +3%).

Existing Base stabilized with Lime-Flyash

The existing Asphaltic Concrete and Base mixture should be spread out to form a uniform blend eight (8) inch layer and be stabilized by the addition of twenty (20) pounds of Lime and forty seven (47) pounds of Flyash.

The Asphaltic Concrete / Base mixture should be treated with the Lime-Flyash in accordance with TxDOT 2014 Standard Specification Item 265.

The Stabilized Subgrade should be compacted to a minimum 95% of the maximum dry unit weight as obtained in the laboratory by means of the ASTM D-1557 Procedure, at Optimum Moisture Content (0 to $\pm 2\%$). The compacted base surface should have a bituminous emulsion prime coat applied, which should be used to treat the newly constructed surface in accordance with TxDOT 2014 Standard Specification Item 310.

Hot Mix Asphaltic Concrete should be used in accordance with Texas Department of Transportation 2014 Standard Specification Item 340 Type D, which describes materials, gradation and construction methods for Hot Mix Asphaltic Concrete.

SITE PREPARATION

In order to remedy construction problems which may develop if attempts are made to work the surface materials following prolonged periods of rainfall, it is recommended that prior to starting any work at the site, proper construction drainage be provided to maintain a relatively dry construction site.

CONSTRUCTION MATERIALS TESTING

The Murillo Company (TMC) should be retained to provide Construction Materials Testing (CMT) and observation services during construction, particularly during all foundation installation and earthwork related activities.

As the Geotechnical Engineer of Record, it is important that our technical personnel provide these services to help ensure that our design recommendations are interpreted properly and that actual field conditions are those described in our geotechnical report.


With TMC's involvement in the project during the construction phase, we can help avoid potential problems before they become a significant issue. This can only be an effective process if our technical personnel routinely visit the project site and perform appropriate tests and observations during construction.

By continuing our involvement on the project after the geotechnical design phase, and by providing the CMT services during construction, a single point of contact is established for the owner regarding TMC's services for the project.

LIMITATIONS

This report is intended for the exclusive use of Client or Their Representative, and is applicable only for the property identified herein. As to any other property or project, this report is informational only and is not a recommendation for any design of any other sites. It is not to be used for any other purpose or property and is specifically not to be used as a basis to design any other structures. An environmental assessment of the site or identification or prevention of pollutants, hazardous materials or conditions was not in our scope of services for this project and any reference in this report is provided for information purposes only. Your receipt of this report signifies your agreement to hold harmless The Murillo Company from any liability whatsoever if this report is used for, or the basis of, a design of any other site structures.

Respectfully submitted,



Daniel Gutierrez, P.E.
President

August 2, 2021

Copies submitted:

Fort Bend County (1)
Kaluza, Inc. (1)
File (1)



The Murillo Company
F-2911

The Murillo Company

10325 LANDBURY STE. 400 • HOUSTON, TX 77099-4299

PHONE (281) 933-9702 • FAX (281) 933-1051

APPENDIX

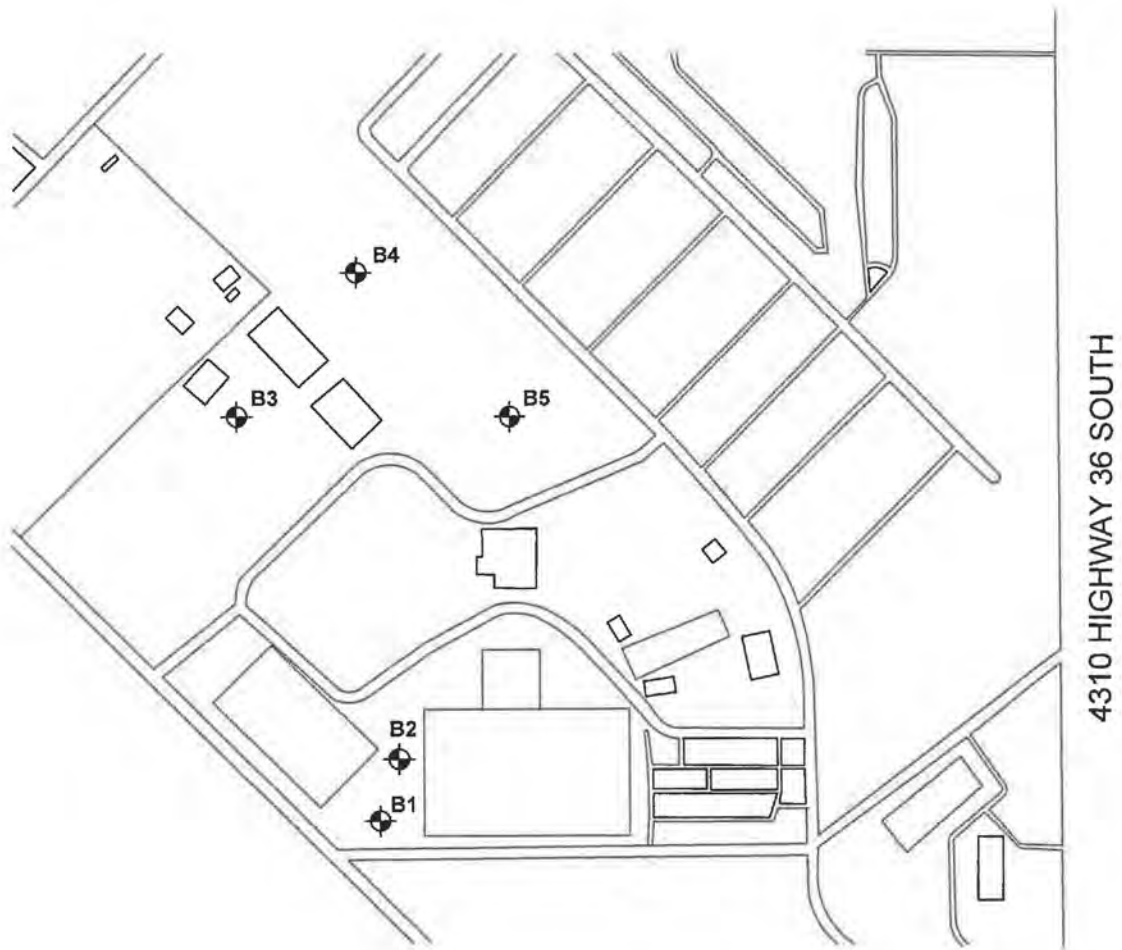
Boring Plan

Boring Logs B1 - B5

Test Methods Used

The Murillo Company

10325 LANDBURY STE. 400 • HOUSTON, TX 77099-4299
PHONE (281) 933-9702 • FAX (281) 933-1051



NOT TO SCALE

BORING PLAN
GEO2812021
AUGUST 2021

BORING LOG B2

Sheet 1 of 1



The Murillo Company
 10325 Landsbury Drive, Suite 400
 Houston, TX, 77099
 OFFICE: 281-933-9702

PROJECT: FORT BEND COUNTY FAIRGROUNDS
 PROJECT NO.: GEO2812021
 LOCATION: SEE BORING PLAN
 DATE: 7-20-21

DEPTH, ft	SYMBOL CORES	DESCRIPTION	UNIT DRY WEIGHT, pcf	MOISTURE CONTENT, %	LIQUID LIMIT	PLASTIC LIMIT	PLASTICITY INDEX	PERCENT PASSING NO. 200 SIEVE	PERCENT CLAY CONTENT	BLOWS PER FOOT	SHEAR STRENGTH, tsf					
											○ POCKET PENETROMETER ● LABORATORY UNCONFINED					
											0.5	1.0	1.5	2.0	2.5	
0		Very stiff dark gray clay w/Surface Limestone														
			94	27	89	28	61									
5		Very stiff dark gray and tan and gray clay, slickensided														
			99	26												
10		Very stiff reddish-tan and gray clay, slickensided														
			105	23	71	24	47									
15		Very stiff reddish-tan silty clay w/silt seams and pockets														
			107	16												
20																
		Dense reddish-tan sandy silt, dry														
25		Termination depth = 25 feet depth								45						
30																
35																

LOG A GNGN05 GEO2812021.GPJ LOG A GNGN05.GDT 8/2/21

WATER OBSERVATIONS:
 NO WATER ENCOUNTERED DURING DRILLING

BORING LOG B3

Sheet 1 of 1



The Murillo Company
 10325 Landsbury Drive, Suite 400
 Houston, TX, 77099
 OFFICE: 281-933-9702

PROJECT: FORT BEND COUNTY FAIRGROUNDS
 PROJECT NO.: GEO2812021
 LOCATION: SEE BORING PLAN
 DATE: 7-20-21

DEPTH, ft	SYMBOL CORES	DESCRIPTION	UNIT DRY WEIGHT PCF	MOISTURE CONTENT, %	LIQUID LIMIT	PLASTIC LIMIT	PLASTICITY INDEX	PERCENT PASSING NO. 200 SIEVE	PERCENT CLAY CONTENT	BLOWS PER FOOT	SHEAR STRENGTH, tsf						
											0.5	1.0	1.5	2.0	2.5		
0		Very stiff dark gray clay	101	24	78	24	54				●	○					
5		Very stiff dark gray and tan and gray clay	100	26							●	○					
10		Very stiff reddish-tan and gray clay, slickensided	103	23	79	24	55				●	○					
15		Very stiff reddish-tan silty clay w/silt seams and pockets	113	18							●	○					
20			107	24							●	○					
25		Dense reddish-tan sandy silt, dry								36							
25		Termination depth = 25 feet depth															
30		Surface Material 2.0" Asphalt 6.0" Crushed Concrete															
35																	

LOG A GNGN05 GEO2812021.GPJ LOG A GNGN05.GDT 8/2/21

WATER OBSERVATIONS:
 NO WATER ENCOUNTERED DURING DRILLING

BORING LOG B4

Sheet 1 of 1



The Murillo Company
 10325 Landsbury Drive, Suite 400
 Houston, TX, 77099
 OFFICE: 281-933-9702

PROJECT: FORT BEND COUNTY FAIRGROUNDS
 PROJECT NO.: GEO2812021
 LOCATION: SEE BORING PLAN
 DATE: 7-20-21

DEPTH, ft	SYMBOL CORES	DESCRIPTION	UNIT DRY WEIGHT, PCF	MOISTURE CONTENT, %	LIQUID LIMIT	PLASTIC LIMIT	PLASTICITY INDEX	PERCENT PASSING NO. 200 SIEVE	PERCENT CLAY CONTENT	BLOWS PER FOOT	SHEAR STRENGTH, tsf				
											0.5	1.0	1.5	2.0	2.5
0	/ / / / /	Very stiff dark gray clay	86	34	96	29	67				●	○			
5	/ / / / /	Very stiff dark gray and tan and gray clay, slickensided	96	26	86	25	61				●	○			
		Termination depth = 6 feet depth													
10		<u>Surface Material</u> 2.0" Asphalt 7.0" Crushed Concrete													
15															
20															
25															
30															
35															

LOG A GNGN05 GEO2812021.GPJ LOG A GNGN05.GDT 8/2/21

WATER OBSERVATIONS:
 NO WATER ENCOUNTERED DURING DRILLING

BORING LOG B5

Sheet 1 of 1



The Murillo Company
 10325 Landsbury Drive, Suite 400
 Houston, TX, 77099
 OFFICE: 281-933-9702

PROJECT: FORT BEND COUNTY FAIRGROUNDS
 PROJECT NO.: GEO2812021
 LOCATION: SEE BORING PLAN
 DATE: 7-20-21

DEPTH, ft	SYMBOL CORES	DESCRIPTION	UNIT DRY WEIGHT, PCF	MOISTURE CONTENT, %	LIQUID LIMIT	PLASTIC LIMIT	PLASTICITY INDEX	PERCENT PASSING NO. 200 SIEVE	PERCENT CLAY CONTENT	BLOWS PER FOOT	SHEAR STRENGTH, tsf				
											0.5	1.0	1.5	2.0	2.5
0	/ / / / /	Very stiff dark gray clay	89	27	84	25	59				●	○	○	○	○
5	/ / / / /	Very stiff dark gray and tan and gray clay, slickensided									○	○	○	○	○
		Termination depth = 6 feet depth													
10		<u>Surface Material</u> 2.0" Asphalt 7.0" Crushed Concrete													
15															
20															
25															
30															
35															

LOG A GNGN05 GEO2812021.GPJ LOG A GNGN05.GDT 8/2/21

WATER OBSERVATIONS:
 NO WATER ENCOUNTERED DURING DRILLING

TEST METHODS USED (If Applicable)

- ASTM D421 – Dry Preparation of Soil Samples for Particle-Size Analysis and Determination of Soil Constant
- ASTM D422 – Particle Size Analysis of Soils
- ASTM D698 – Moisture Density Relations (Standard Proctor)
- ASTM D854 – Specific Gravity of Soils
- ASTM D1140 – Amount of Material in Soils Finer than No. 200 Sieve
- ASTM D1557 – Moisture Density Relations (Modified Proctor)
- ASTM D1883 – CBR (California Bearing Ratio) of Laboratory-Compacted Soils
- ASTM D2166 – Unconfined Compressive Strength of Cohesive Soil
- ASTM D2216 – Water Content of Soil, Rock, and Soil-Aggregate Mixtures
- ASTM D2217 – Wet Preparation of Soil Samples for Particle-Size Analysis and Determination of Soil Content
- ASTM D2435 – One-Dimensional Consolidation Properties of Soils
- ASTM D2487 – Classification of Soils for Engineering Purposes
- ASTM D2850 – Unconsolidated, Undrained Strength of Cohesive Soils in Triaxial Compression
- ASTM D4318 – Liquid Limit, Plastic Limit, and Plasticity Index of Soils
- ASTM D4546 – One-Dimensional Swell or Settlement Properties of Cohesive Soils

ARCHITECTURAL

- A0.00 COVER SHEET
- A1.00 SITE & DEMO PLAN
- A2.00 CANOPY FLOOR PLAN
- A3.00 CANOPY ELEVATIONS
- A4.00 CANOPY SECTIONS
- A5.00 CANOPY DETAILS
- A6.00 CANOPY ROOF PLAN
- A7.00 REFLECTED CEILING & ELECTRICAL PLAN

CIVIL

- C1.00 ROOF DRAINAGE PLAN

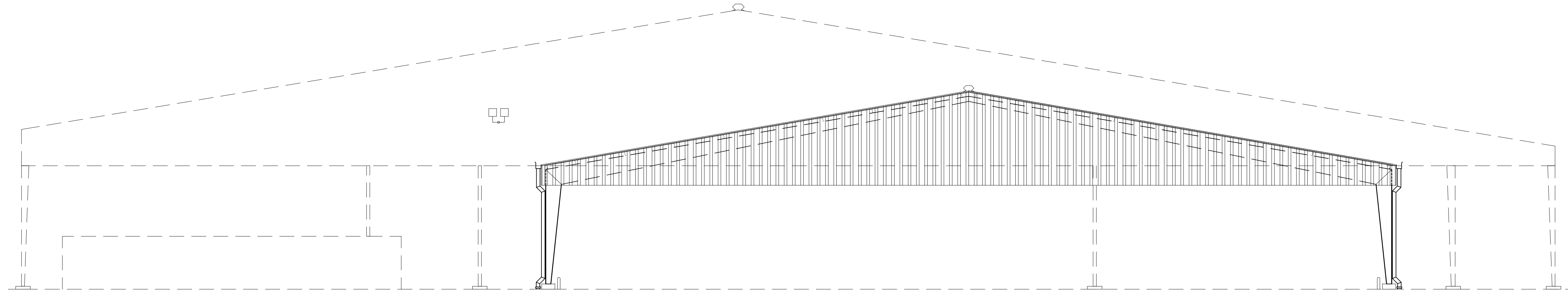
STRUCTURAL

- S1.0 GENERAL NOTES
- S2.0 FOUNDATION PLAN
- S3.0 SECTION & DETAILS

ELECTRICAL

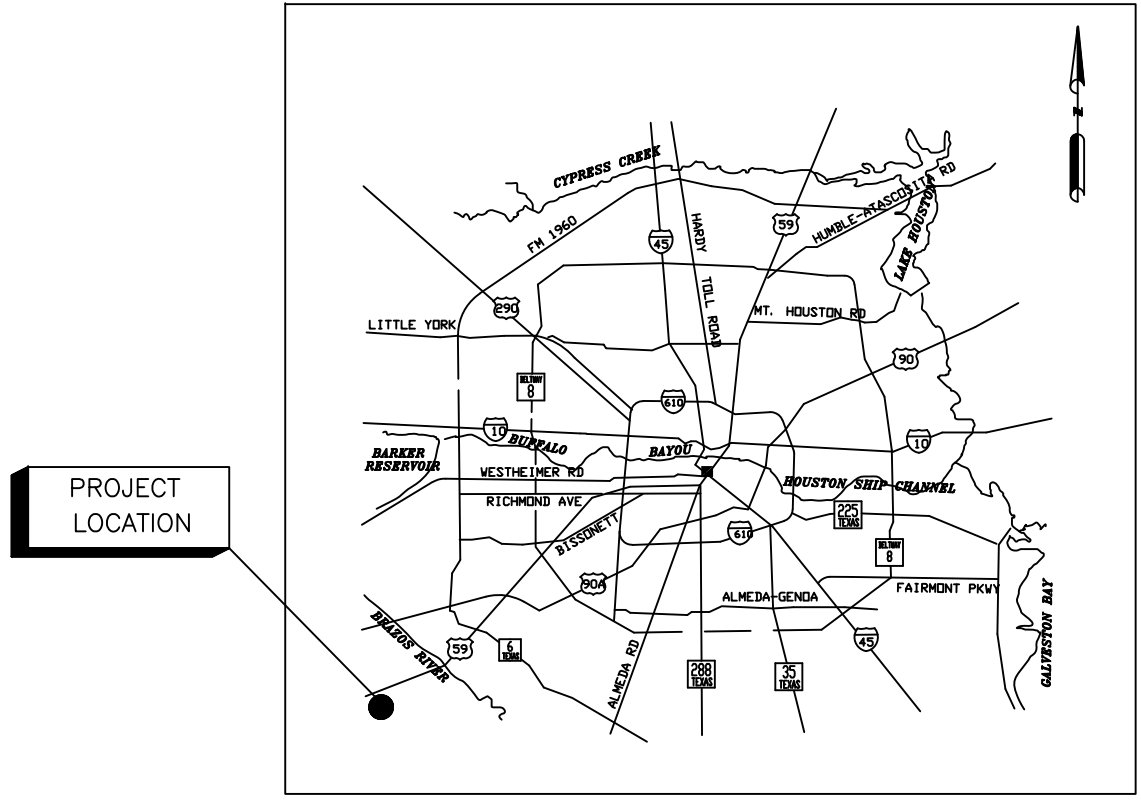
- E1.01 CANOPY LIGHTING - PHOTOMETRICS
- E1.00 CANOPY LIGHTING PLAN
- E2.00 CANOPY LIGHTING SPECS

FORT BEND COUNTY FAIRGROUNDS CANOPY ADDITION



CONSTRUCTION - GENERAL NOTES

1. FORT BEND COUNTY MUST BE INVITED TO THE PRE-CONSTRUCTION MEETING.
2. CONTRACTOR SHALL NOTIFY FORT BEND COUNTY ENGINEERING DEPARTMENT 48 HOURS PRIOR TO COMMENCING CONSTRUCTION AND 48 HOUR NOTICE TO ANY CONSTRUCTION ACTIVITY WITHIN THE LIMITS OF THE PAVING AT CONSTRUCTION@FORTBENDCOUNTYTX.GOV
3. CONTRACTOR IS RESPONSIBLE FOR OBTAINING ALL PERMITS REQUIRED FROM FORT BEND COUNTY PRIOR TO COMMENCING CONSTRUCTION OF ANY IMPROVEMENTS WITHIN COUNTY ROAD RIGHT OF WAYS.
4. ALL PAVING IMPROVEMENTS SHALL BE CONSTRUCTED IN ACCORDANCE WITH FORT BEND COUNTY "RULES, REGULATIONS, AND REQUIREMENTS" RELATING TO THE APPROVAL AND ACCEPTANCE OF IMPROVEMENTS IN SUBDIVISIONS AS CURRENTLY AMENDED.
5. ALL ROAD WIDTHS, CURB RADII AND CURB ALIGNMENT SHOWN INDICATES BACK OF CURB.
6. A CONTINUOUS LONGITUDINAL REINFORCING BAR SHALL BE USED IN THE CURBS.
7. ALL CONCRETE PAVEMENT SHALL BE 5 1/2 SACK CEMENT WITH A MINIMUM COMPRESSIVE STRENGTH OF 3500 PSI AT 28 DAYS. TRANSVERSE EXPANSION JOINTS SHALL BE INSTALLED AT EACH CURB RETURN AND AT A MAXIMUM SPACING OF 60 FEET.
8. ALL WEATHER ACCESS TO ALL EXISTING STREETS AND DRIVEWAYS SHALL BE MAINTAINED AT ALL TIMES.
9. 4"x12" REINFORCED CONCRETE CURB SHALL BE PLACED IN FRONT OF SINGLE FAMILY LOTS ONLY. ALL OTHER AREAS SHALL BE 6" REINFORCED CONCRETE CURB.
10. AT ALL INTERSECTION LOCATIONS, TYPE 7 RAMPS SHALL BE PLACE IN ACCORDANCE WITH TXDOT PED-18 STANDARD DETAIL SHEET. A.D.A. - HANDICAP RAMPS SHALL BE INSTALLED WITH STREET PAVING AT ALL INTERSECTIONS AND COMPLY WITH CURRENT A.D.A. REGULATIONS.
11. CURB HEADERS ARE REQUIRED AT CURB CONNECTIONS TO HANDICAP RAMPS, WITH NO CONSTRUCTION JOINT WITHIN 5' OF RAMPS.
12. ALL INTERSECTIONS UTILIZING TRAFFIC CONTROL MEASURES SHALL HAVE A.D.A. WHEEL CHAIR RAMPS INSTALLED.
13. GUIDELINES ARE SET FORTH IN THE TEXAS "MANUAL ON UNIFORM TRAFFIC CONTROL DEVICES", AS CURRENTLY AMENDED, SHALL BE OBSERVED. THE CONTRACTOR SHALL BE RESPONSIBLE FOR PROVIDING ADEQUATE FLAGMEN, SIGNING, STRIPING AND WARNING DEVICES, ETC., DURING CONSTRUCTION - BOTH DAY AND NIGHT.
14. ALL R1-1 STOP SIGNS SHALL BE 30"x30" WITH DIAMOND GRADE SHEETING PER TEXAS MANUAL ON UNIFORM TRAFFIC CONTROL DEVICES.
15. STREET NAME SIGNAGE SHALL BE ON A 9" HIGH SIGN FLAT BLADE W/ REFLECTIVE GREEN BACKGROUND. STREET NAMES SHALL BE UPPER AND LOWERCASE LETTERING WITH UPPERCASE LETTERS OF 6" MINIMUM AND LOWERCASE LETTERS OF 4.5" MINIMUM. THE LETTERS SHALL BE REFLECTIVE WHITE. STREET NAME SIGNS SHALL BE MOUNTED ON STOP SIGN POST.
16. A BLUE DOUBLE REFLECTORIZED BUTTON SHALL BE PLACED AT ALL FIRE HYDRANT LOCATIONS. THE BUTTON SHALL BE PLACED 12 INCHES OFF OF THE CENTERLINE OF THE STREET ON THE SAME SIDE AS THE HYDRANT.
17. THE PROJECT AND ALL PARTS THEREOF SHALL BE SUBJECT TO INSPECTION FROM TIME TO TIME BY INSPECTORS DESIGNATED BY FORT BEND COUNTY. NO SUCH INSPECTIONS SHALL RELIEVE THE CONTRACTOR OF ANY OF ITS OBLIGATIONS HEREUNDER. NEITHER FAILURE TO INSPECT NOR FAILURE TO DISCOVER OR REJECT ANY OF THE WORK AS NOT IN ACCORDANCE WITH THE DRAWINGS AND SPECIFICATIONS, REQUIREMENTS AND SPECIFICATIONS OF FORT BEND COUNTY OR ANY PROVISION OF THIS PROJECT SHALL BE CONSTRUED TO IMPLY AN ACCEPTANCE OF SUCH WORK OR TO RELIEVE THE CONTRACTOR OF ANY OF ITS OBLIGATIONS HEREUNDER.



AREA MAP
SCALE: N.T.S.



OWNER

FORT BEND COUNTY PARKS
15700 OLD RICHMOND ROAD
SUGAR LAND TEXAS

ARCH/STRUCTURAL

APEX CONSULTING GROUP, INC
9888 BISSONNET, SUITE 415
HOUSTON, TX 77036

ELECTRICAL

BJGA DESIGNS, LLC
22210 INDIGO PINES LANE
KATY, TX 77450

APEX CONSULTING, INC.

ENGINEERING • CONSTRUCTION SERVICES
9894 Bissonnet Street, Suite 635 Houston, Texas 77036
Bus: 713.779.5700 Email: info@apexengroup.com



FORT BEND COUNTY FAIRGROUNDS
ARENA CANOPY ADDITION
ROSENBERG, TX

MARK	DATE	DESCRIPTION
1	01/03/2022	ISSUED FOR CLIENT REVIEW
2	02/02/2022	75% ISSUED FOR CLIENT REVIEW
3	02/20/2022	ISSUED FOR BID PERMIT

PROJECT NO.	
CAD DRAWING FILE:	
DRAWN BY:	FI
CHECKED BY:	CM

SCALE	NTS
SHEET TITLE	COVER SHEET

A0.00



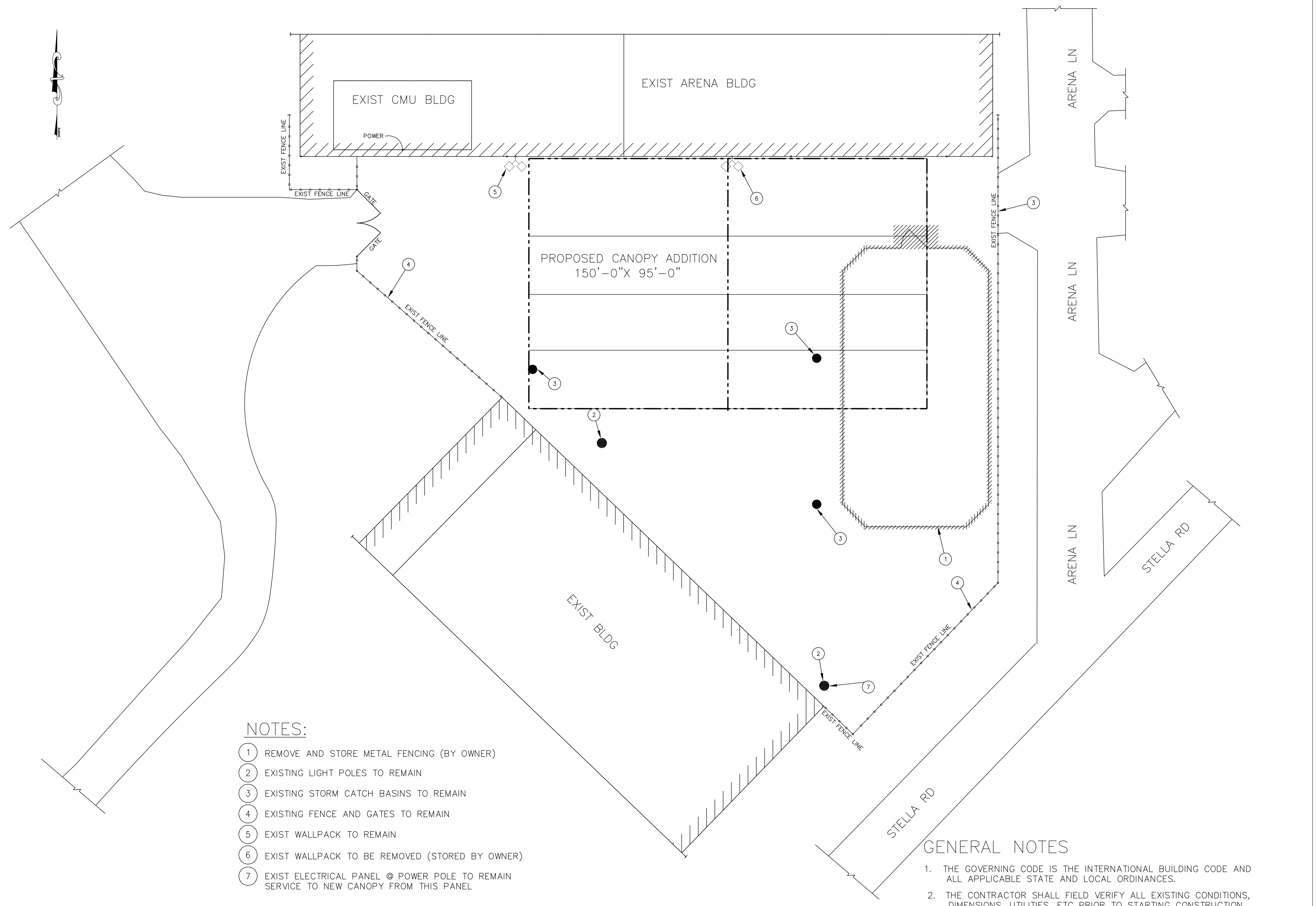
**FORT BEND COUNTY FAIRGROUNDS
 ARENA CANOPY ADDITION
 ROSENBERG, TX**

MARK	DATE	DESCRIPTION
1	01/03/2022	ISSUED FOR CLIENT REVIEW
2	02/02/2022	75% - ISSUED FOR CLIENT REVIEW
3	02/20/2022	ISSUED FOR BID PERMIT

PROJECT NO.	
CAD DRAWING FILE:	
DRAWN BY:	FOI
CHECKED BY:	CM

SCALE	AS NOTED
SHEET TITLE	SITE & DEMO PLAN

A1.00




NOTES:

- ① REMOVE AND STORE METAL FENCING (BY OWNER)
- ② EXISTING LIGHT POLES TO REMAIN
- ③ EXISTING STORM CATCH BASINS TO REMAIN
- ④ EXISTING FENCE AND GATES TO REMAIN
- ⑤ EXIST WALLPACK TO REMAIN
- ⑥ EXIST WALLPACK TO BE REMOVED (STORED BY OWNER)
- ⑦ EXIST ELECTRICAL PANEL @ POWER POLE TO REMAIN SERVICE TO NEW CANOPY FROM THIS PANEL

GENERAL NOTES

- 1. THE GOVERNING CODE IS THE INTERNATIONAL BUILDING CODE AND ALL APPLICABLE STATE AND LOCAL ORDINANCES.
- 2. THE CONTRACTOR SHALL FIELD VERIFY ALL EXISTING CONDITIONS, DIMENSIONS, UTILITIES, ETC PRIOR TO STARTING CONSTRUCTION.
- 3. REFER TO PRE-ENGINEERED BUILDING SPECS FOR BUILDING REQUIREMENTS.
- 4. REFER TO ELECTRICAL DWGS FOR POWER SUPPLY TO CANOPY ADDITION.

1.0 SITE & DEMO PLAN
 SCALE: 1/16" = 1'-0"



02/20/22
Signature

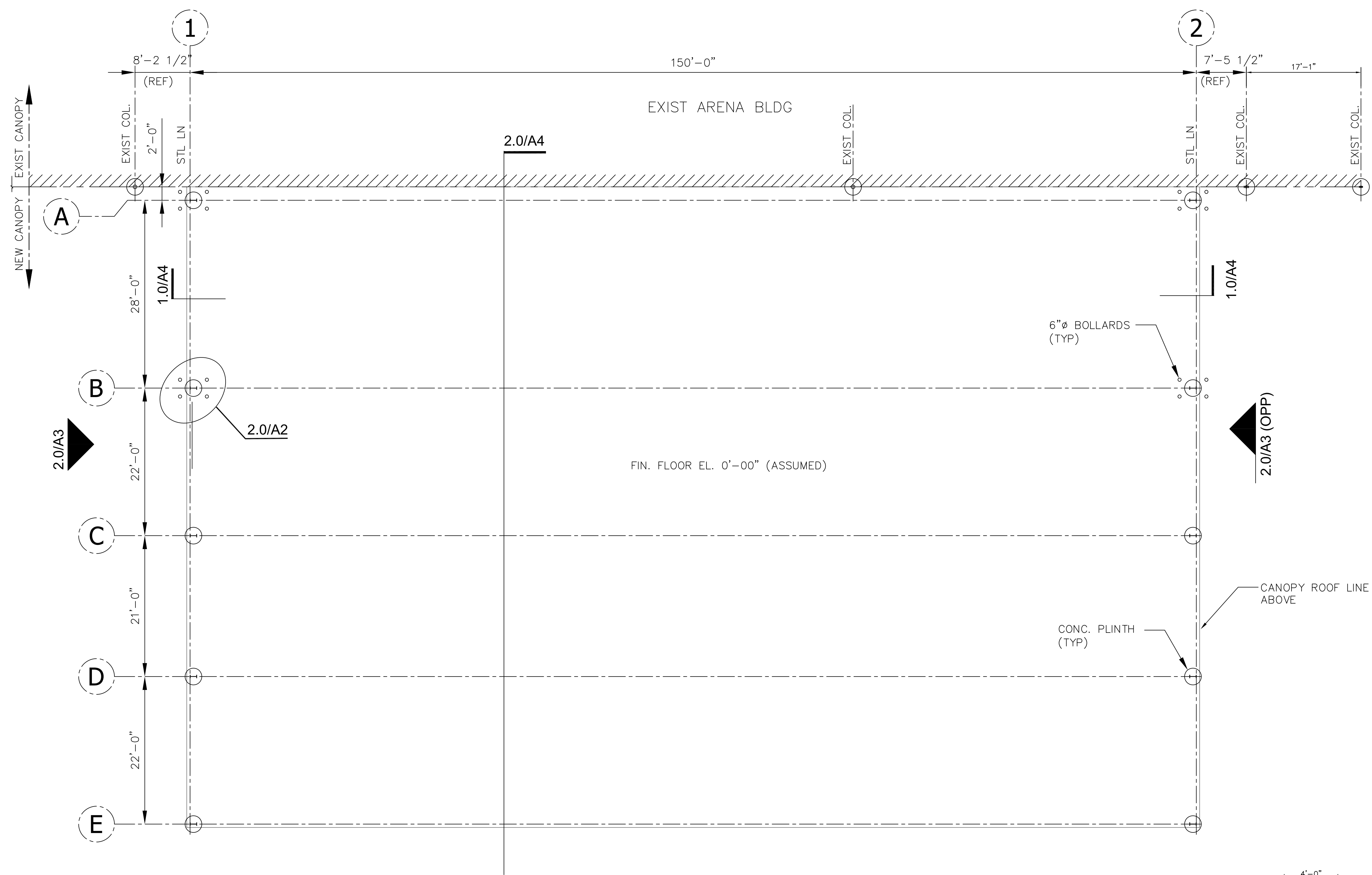
**FORT BEND COUNTY FAIRGROUNDS
 ARENA CANOPY ADDITION**
 ROSENBERG, TX

MARK	DATE	DESCRIPTION
1	01/03/2022	ISSUED FOR CLIENT REVIEW
2	02/02/2022	75% - ISSUED FOR CLIENT REVIEW
3	02/20/2022	ISSUED FOR BDI PERMIT

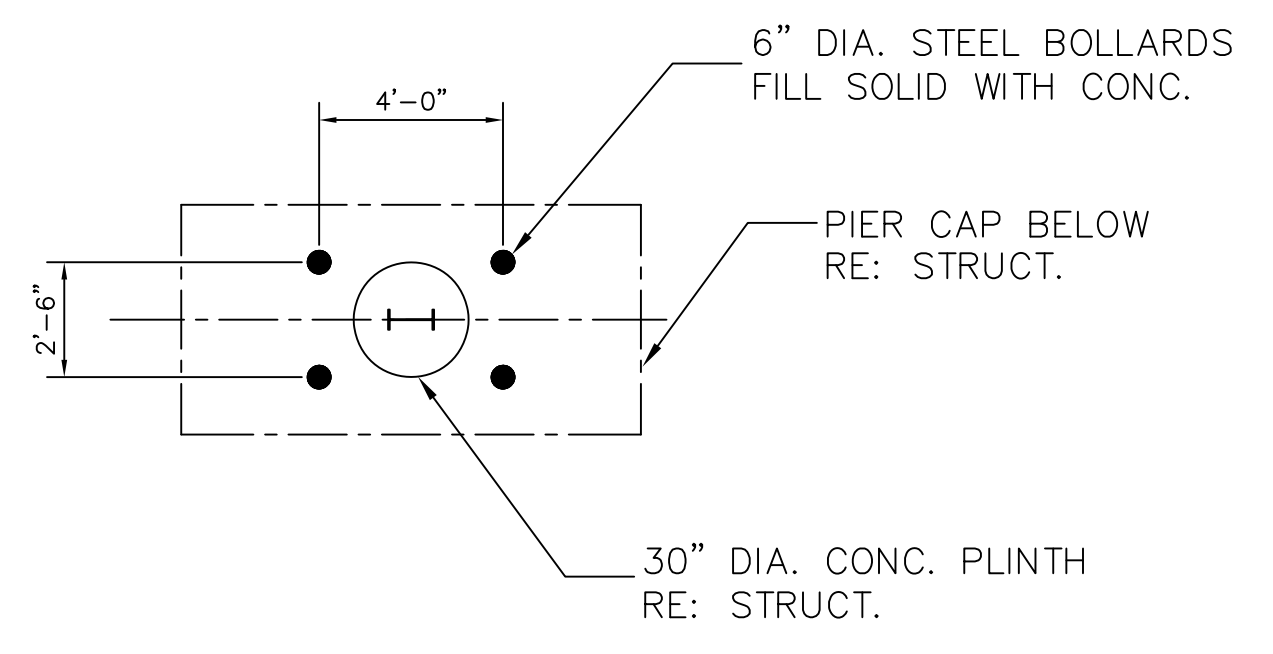
PROJECT NO.	
CAD DRAWING FILE:	
DRAWN BY:	FOI
CHECKED BY:	CM

SCALE	AS NOTED
SHEET TITLE	CANOPY FLOOR PLAN


A2.00



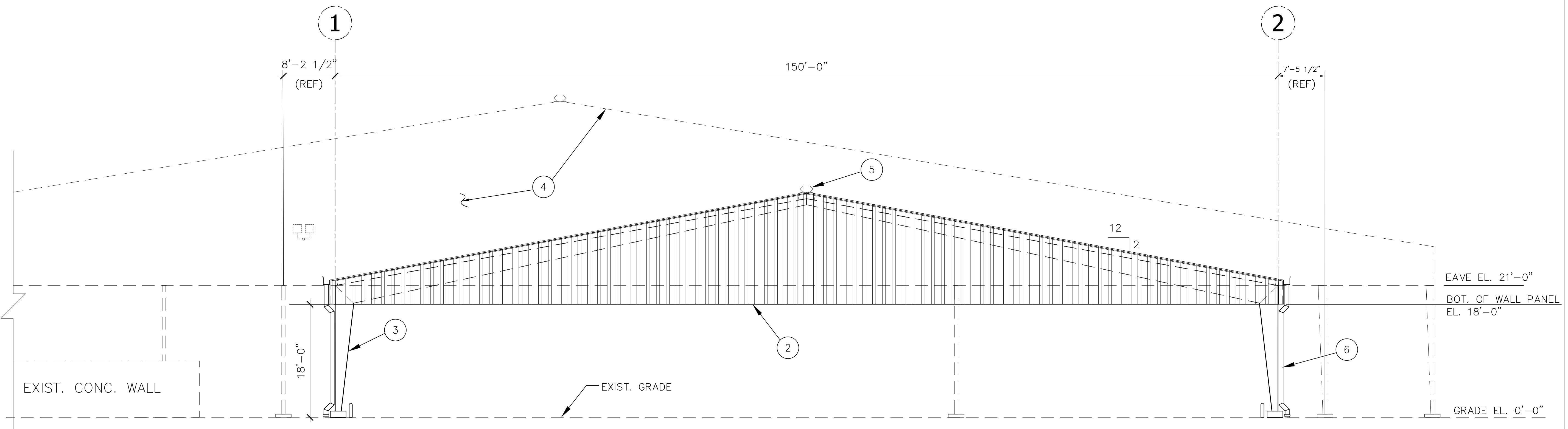
1.0 FLOOR PLAN
 SCALE: 1/8" = 1'-0"



2.0 STEEL BOLLARDS
 SCALE: 1/4" = 1'-0"

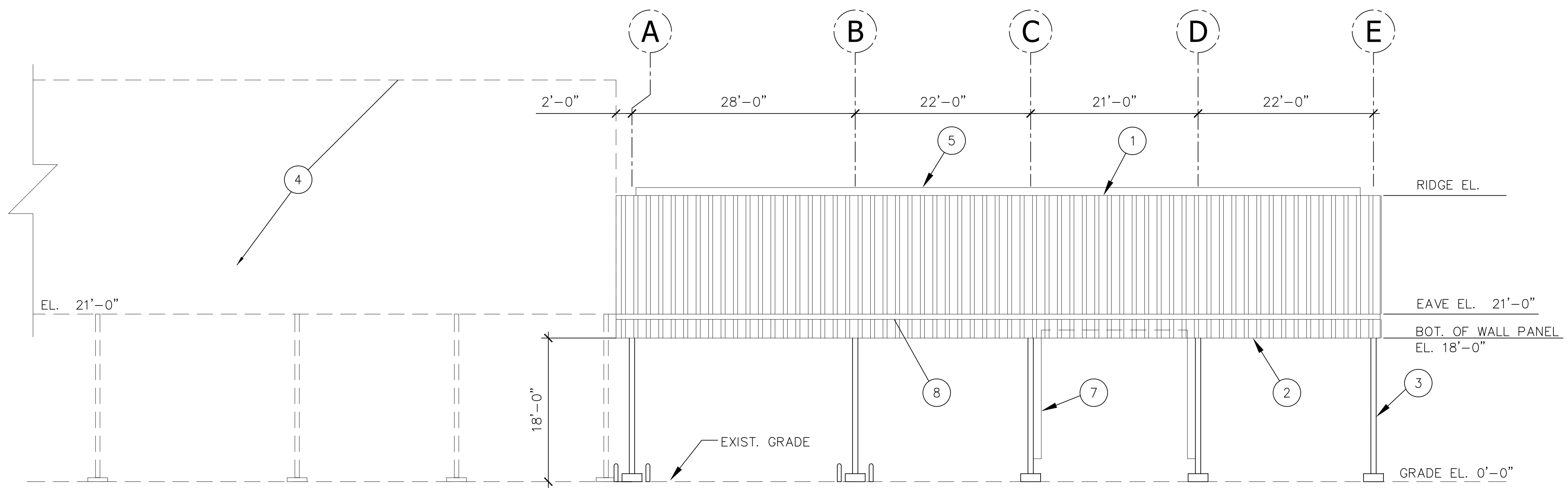


Signature



1.0 END ELEVATION

SCALE: 1/8" = 1'-0"



2.0 SIDE ELEVATION

SCALE: 1/8" = 1'-0"

NOTES:


- ① PBR METAL ROOFING (24 GA)
- ② WALL PANELS (24 GA)
- ③ PRE-ENGINEERED STEEL COLUMNS
- ④ EXIST ARENA BUILDING (BEYOND)
- ⑤ CONTINUOUS RIDGE VENT
- ⑥ DOWNSPOUT
- ⑦ PORTAL FRAME – WIND BRACE
- ⑧ GUTTER (TYP)

MARK	DATE	DESCRIPTION
1	01/03/2022	ISSUED FOR CLIENT REVIEW
2	02/02/2022	75% - ISSUED FOR CLIENT REVIEW
3	02/20/2022	ISSUED FOR BID PERMIT

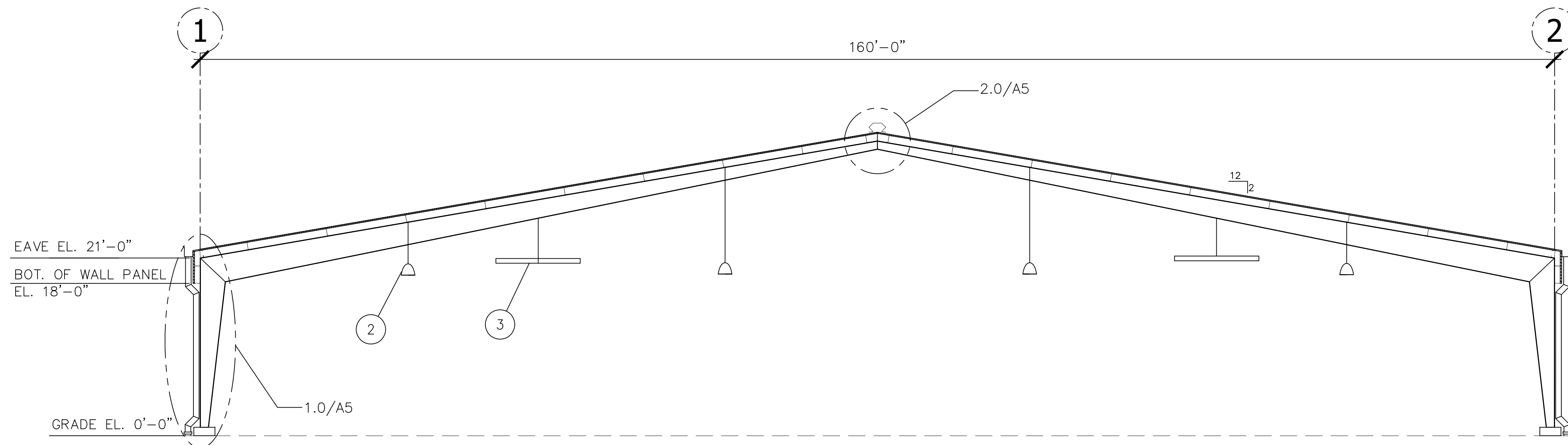
PROJECT NO.	
CAD DRAWING FILE:	
DRAWN BY:	FOI
CHECKED BY:	CM

SCALE	AS NOTED
SHEET TITLE	CANOPY ELEVATIONS

FORT BEND COUNTY FAIRGROUNDS
ARENA CANOPY ADDITION
 ROSENBERG, TX



02/20/22
Signature

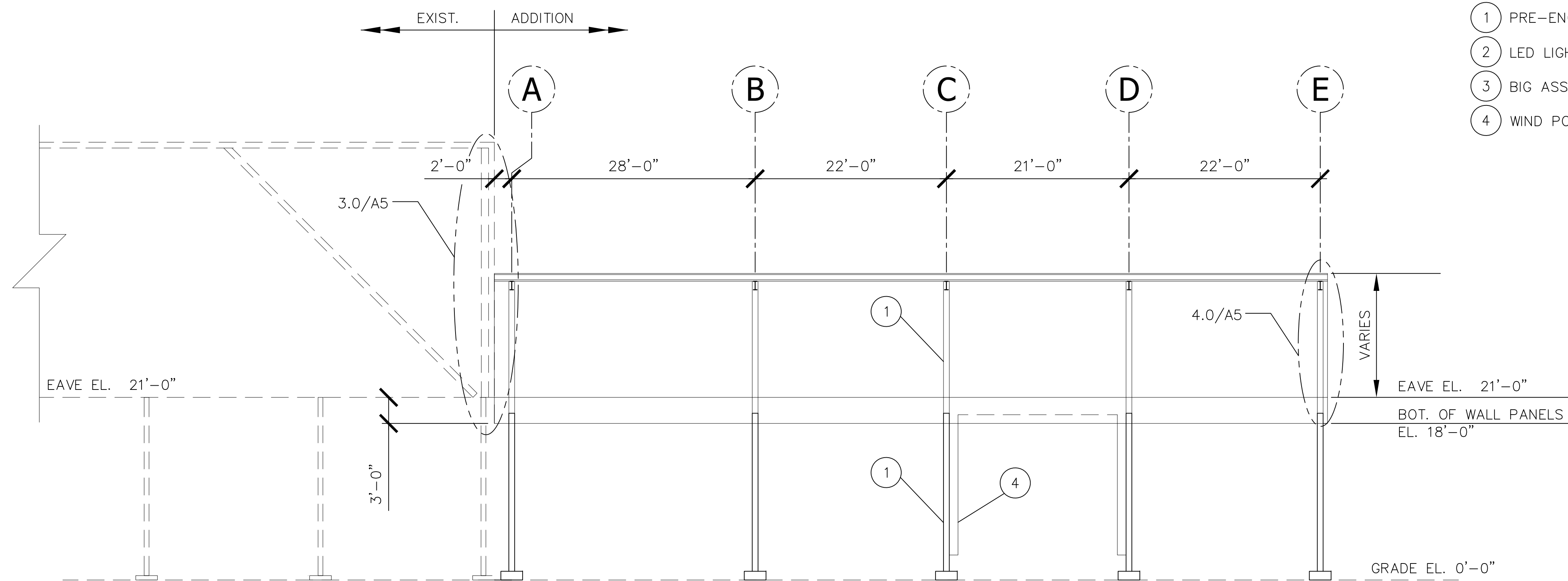


1.0 SECTION

SCALE: 1/8" = 1'-0"

NOTES:

- ① PRE-ENGINEERED STEEL RAFTERS & COLUMNS
- ② LED LIGHT FIXTURES – REF: ELECTRICAL
- ③ BIG ASS FAN – RE: ELECTRICAL
- ④ WIND PORTAL FRAME – BRACE



2.0 SECTION


SCALE: 1/8" = 1'-0"

FORT BEND COUNTY FAIRGROUNDS
 ARENA CANOPY ADDITION
 ROSENBERG, TX

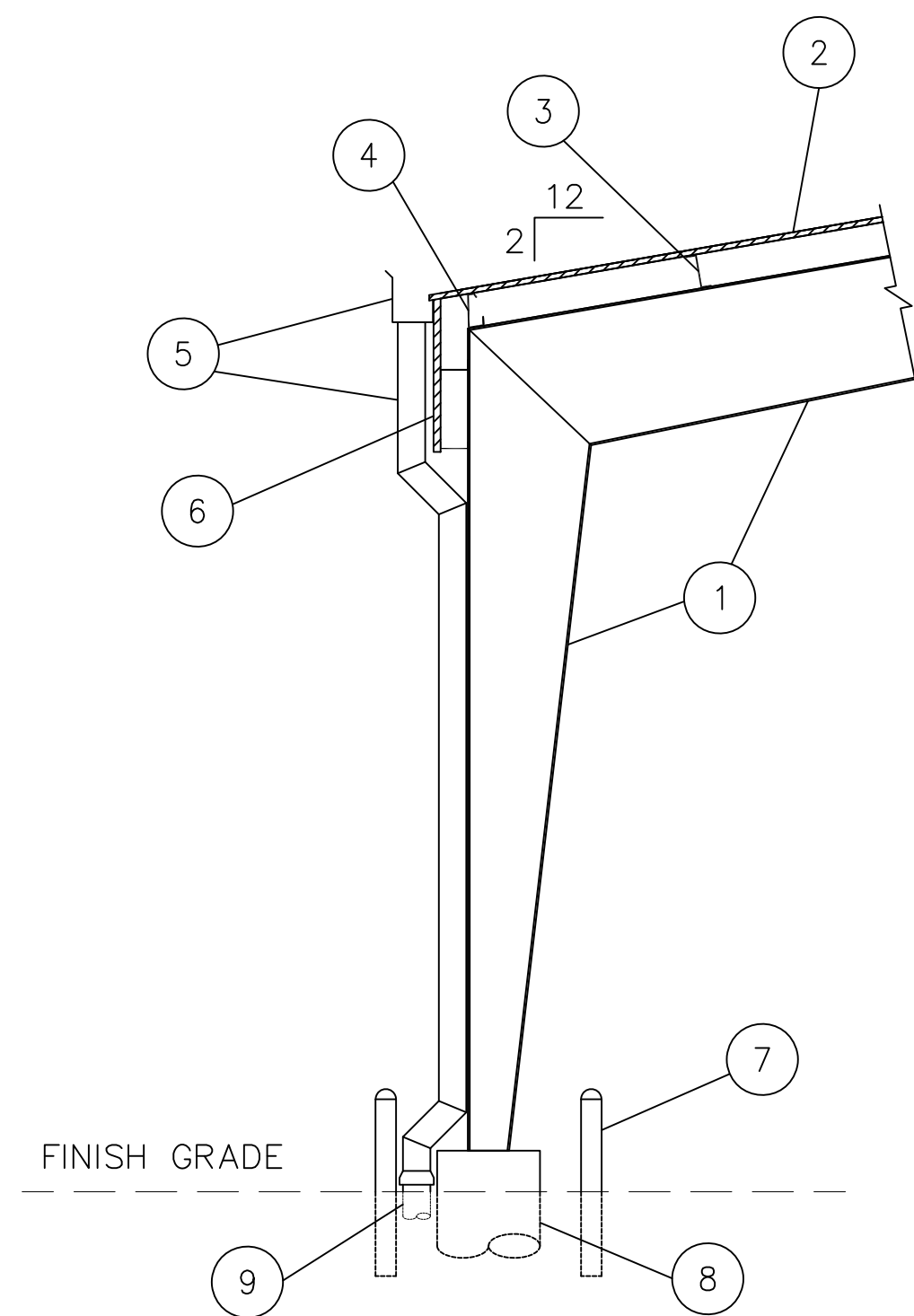
MARK	DATE	DESCRIPTION
1	01/13/2022	ISSUED FOR CLIENT REVIEW
2	02/02/2022	75% - ISSUED FOR CLIENT REVIEW
3	02/20/2022	ISSUED FOR BID PERMIT

PROJECT NO.	
CAD DRAWING FILE:	
DRAWN BY:	FOI
CHECKED BY:	CM

SCALE	AS NOTED
SHEET TITLE	CANOPY SECTIONS

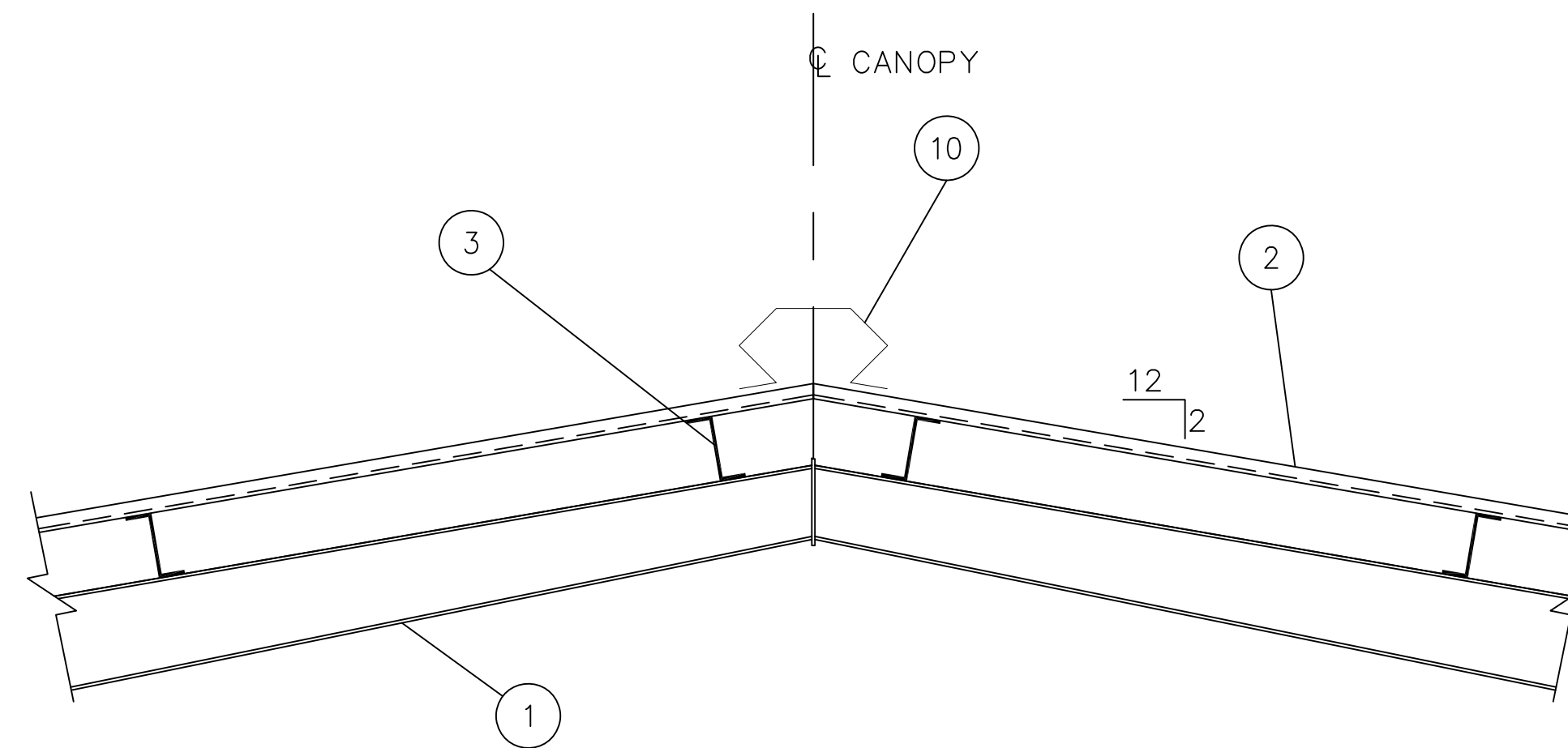


Signature



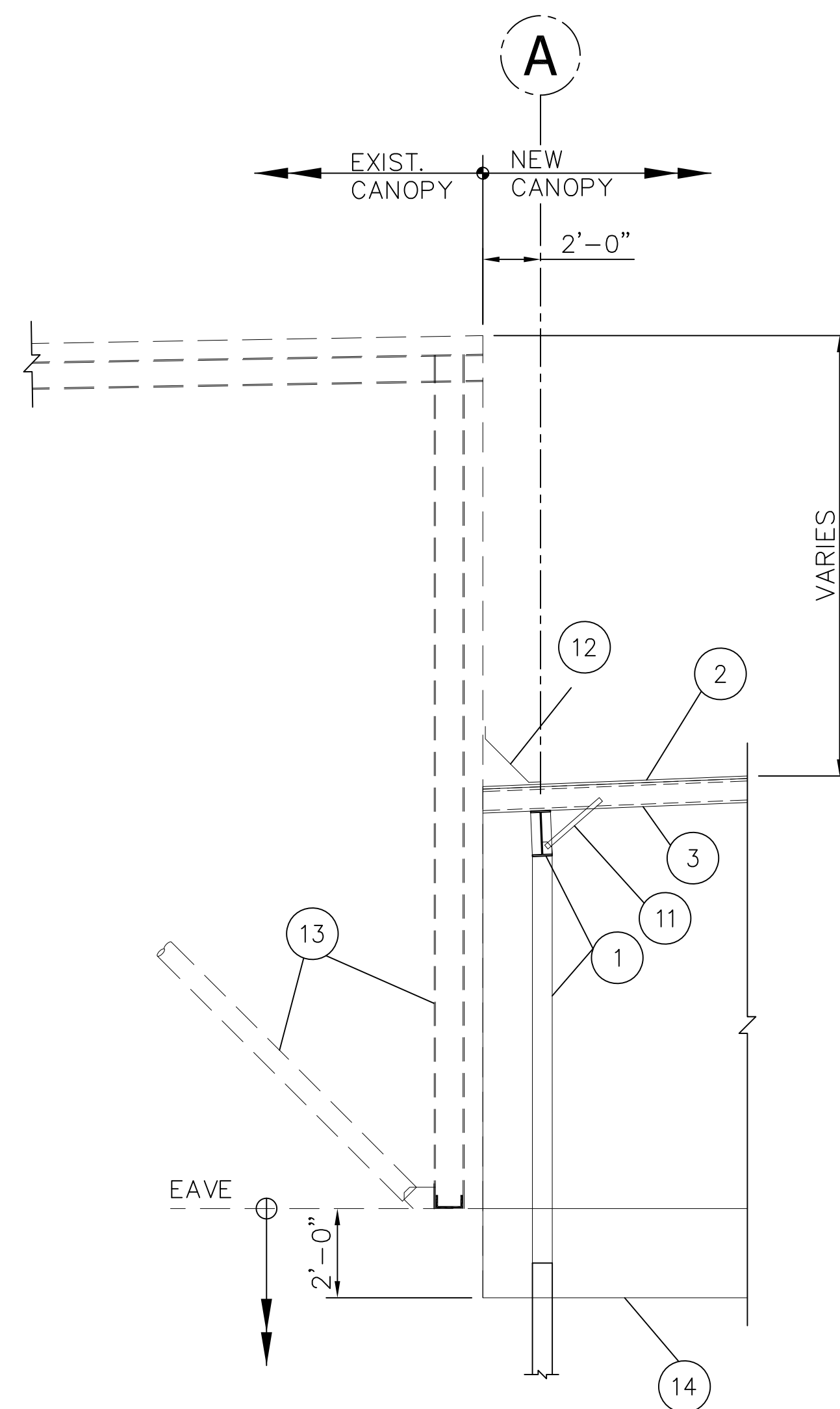
1.0 DETAIL

SCALE: 1/4" = 1'-0"



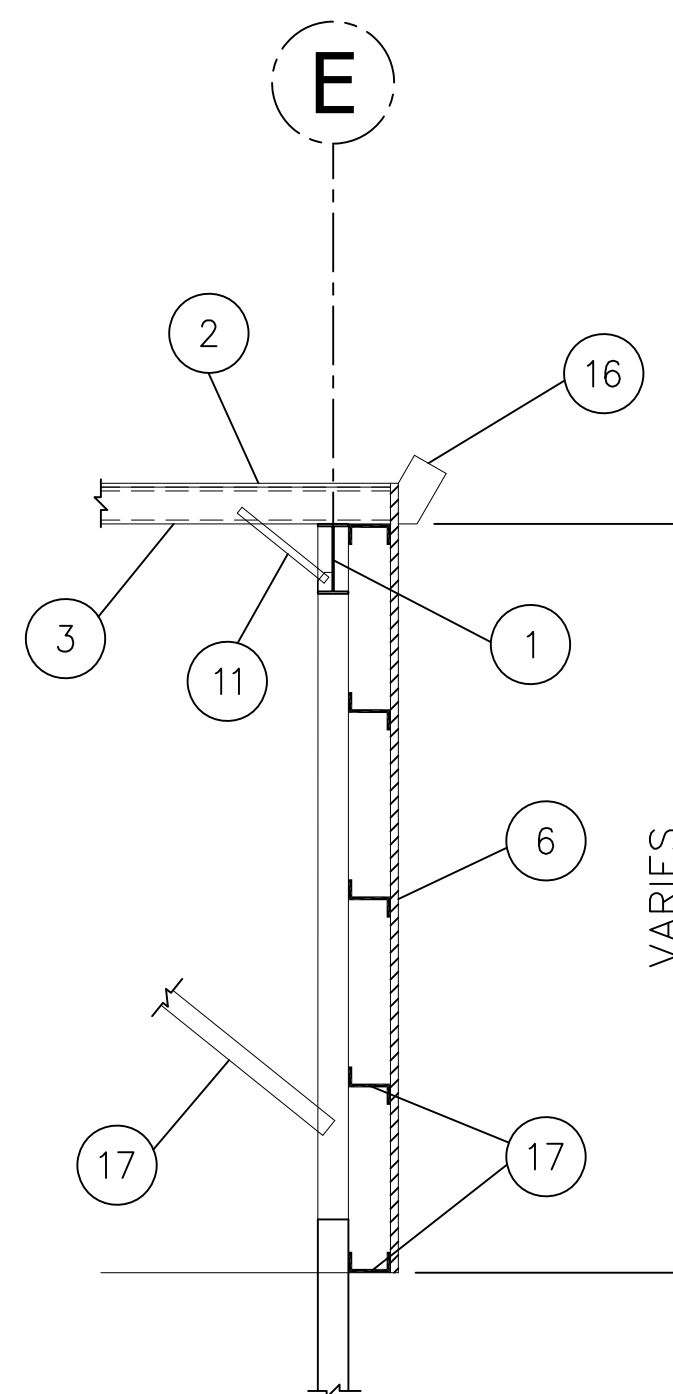
2.0 DETAIL

SCALE: 1/4" = 1'-0"



3.0 DETAIL

SCALE: 1/4" = 1'-0"



4.0 DETAIL

SCALE: 1/4" = 1'-0"

NOTES:

- 1 STEEL FRAME – RE: PRE-ENGINEERED BUILDING DWGS
- 2 24”GA PBR METAL ROOF COLOR TO MATCH EXIST
- 3 Z-PURLINS – RE: PRE-ENGINEERED BUILDING DWGS
- 4 EAVE STRUT – RE: PRE-ENGINEERED BUILDING DWGS
- 5 EAVE GUTTER/DOWNSPOUT – RE: PRE-ENGINEERED BUILDING DWGS
- 6 24”GA METAL WALL PANELS – RE: PRE-ENGINEERED BUILDING DWGS
- 7 6”Ø STEEL BOLLARDS (2 PER COL) PAINTED YELLOW
- 8 FOUNDATION – RE: STRUCTURAL DWGS S-2
- 9 REF CIVIL DWGS – SHEET C-1 FOR ROOF STORM DRAIN CONNECTION
- 10 CONT. ROOF VENT – RE: PRE-ENGINEERED BUILDING DWGS
- 11 PURLIN BRACE – RE: PRE-ENGINEERED BUILDING DWGS
- 12 METAL FLASHING – RE: PRE-ENGINEERED BUILDING DWGS
- 13 EXIST STRUCT TO REMAIN
- 14 WALL PANELS BEYOND
- 15 END WALL BRACE – RE: PRE-ENGINEERED BUILDING DWGS
- 16 END WALL RAKE TRIM – RE: PRE-ENGINEERED BUILDING DWGS
- 17 END WALL GRITS – RE: PRE-ENGINEERED BUILDING DWGS


**FORT BEND COUNTY FAIRGROUNDS
 ARENA CANOPY ADDITION
 ROSENBERG, TX**

MARK	DATE	DESCRIPTION
1	01/13/2022	ISSUED FOR CLIENT REVIEW
2	02/02/2022	75% ISSUED FOR CLIENT REVIEW
3	02/20/2022	ISSUED FOR BID PERMIT

PROJECT NO.	
CAD DRAWING FILE:	
DRAWN BY:	FOI
CHECKED BY:	CM

SCALE	AS NOTED
-------	----------

SHEET TITLE	CANOPY DETAILS
-------------	----------------



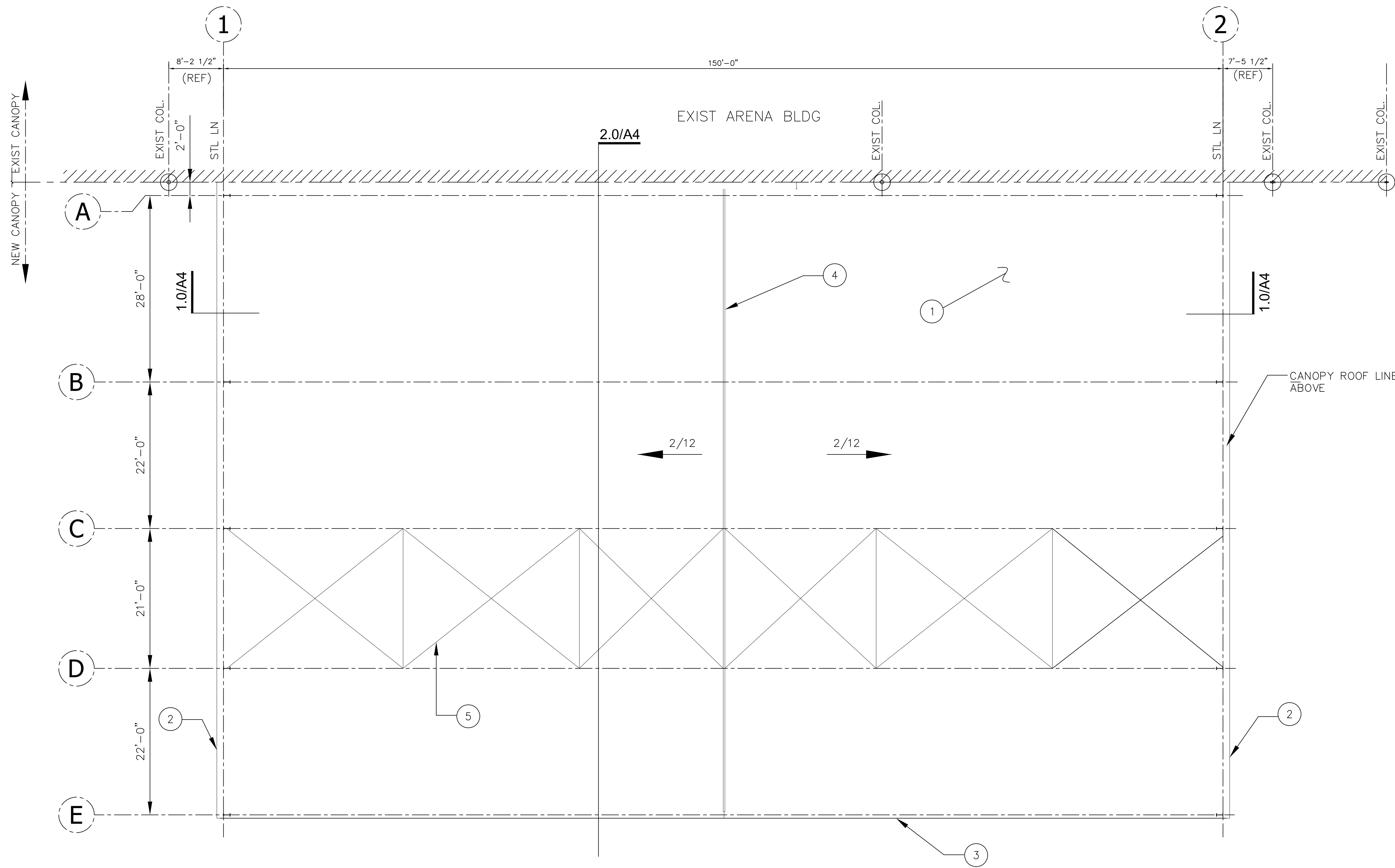
FORT BEND COUNTY FAIRGROUNDS
ARENA CANOPY ADDITION
 ROSENBERG, TX

MARK	DATE	DESCRIPTION
1	01/10/2022	ISSUED FOR CLIENT REVIEW
2	02/02/2022	75% ISSUED FOR CLIENT REVIEW
3	02/20/2022	ISSUED FOR BID PERMIT

PROJECT NO.	
CAD DRAWING FILE:	
DRAWN BY:	FCI
CHECKED BY:	CM

SCALE	AS NOTED
SHEET TITLE	CANOPY ROOF PLAN

A6.00




1.0 ROOF PLAN

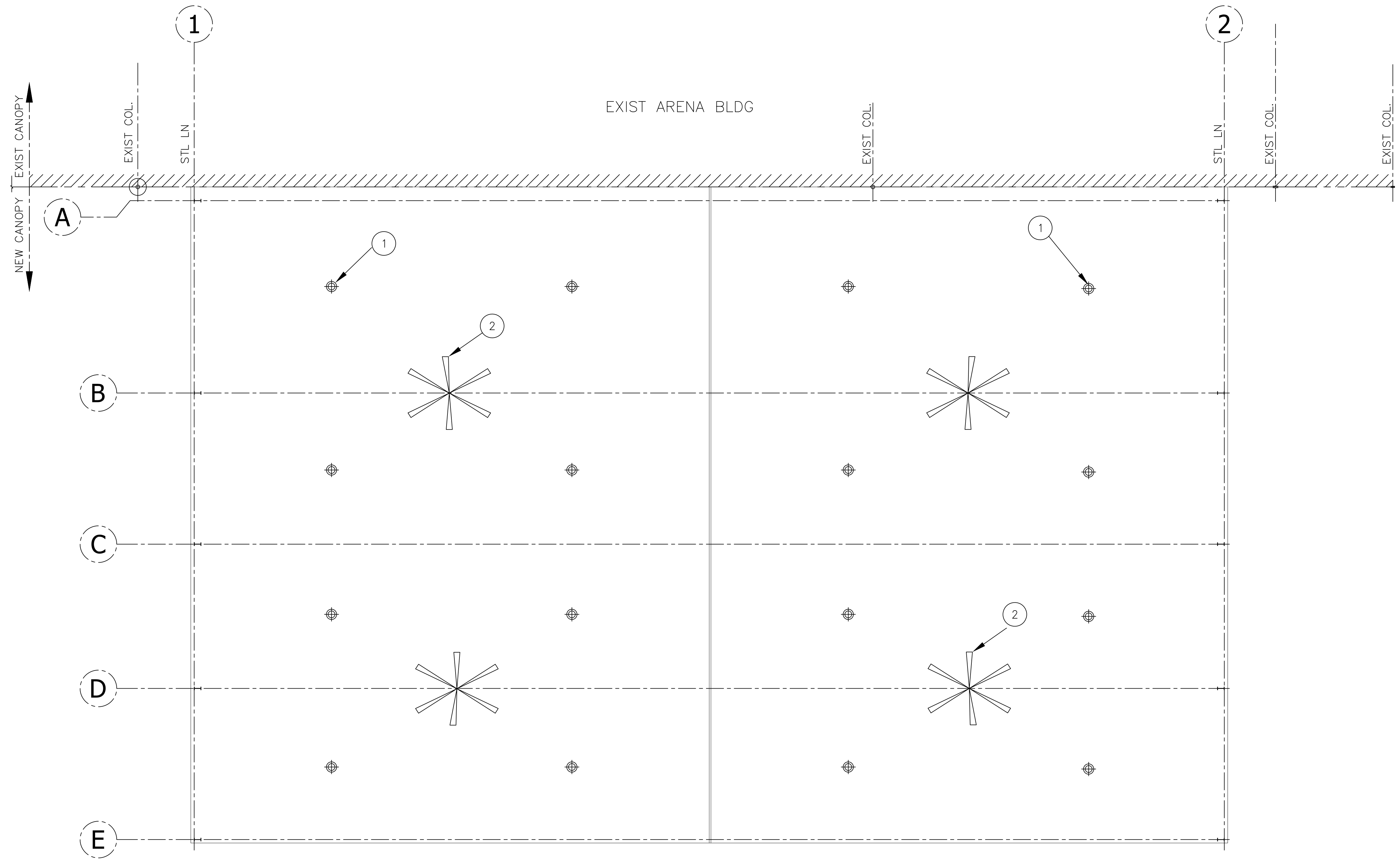
SCALE: 1/8" = 1'-0"

NOTES:

- ① PBR METAL ROOF PANELS – RE: PRE-ENGINEERED BUILDING DWGS
- ② EAVE GUTTER/DOWNSPOUT – RE: PRE-ENGINEERED BUILDING DWGS
- ③ RAKE TRIM – RE: PRE-ENGINEERED BUILDING DWGS
- ④ CONT. ROOF VENT – RE: PRE-ENGINEERED BUILDING DWGS
- ⑤ ROOF BRACING – RE: PRE-ENGINEERED BUILDING DWGS



Signature
 #



2.0 REFLECTED CEILING PLAN

SCALE: 1/8" = 1'-0"

** LIGHT FIXTURES AND CEILING FANS SHOULD BE HUNG NOT LOWER THAT 18FT BELOW FINISH GRADE

NOTES:

- ① HIGH BAY LIGHT FIXTURES – REF: ELECTRICAL
- ② BIG ASS FAN – REF: ELECTRICAL

**FORT BEND COUNTY FAIRGROUNDS
 ARENA CANOPY ADDITION
 ROSENBERG, TX**

MARK	DATE	DESCRIPTION
1	01/03/2022	ISSUED FOR CLIENT REVIEW
2	02/02/2022	75% ISSUED FOR CLIENT REVIEW
3	02/20/2022	ISSUED FOR BID PERMIT

PROJECT NO.	
CAD DRAWING FILE:	
DRAWN BY:	FOI
CHECKED BY:	CM

SCALE	AS NOTED
SHEET TITLE	REFLECTED CEILING PLAN

A7.00



FORT BEND COUNTY FAIRGROUNDS
ARENA CANOPY ADDITION
 ROSENBERG, TX

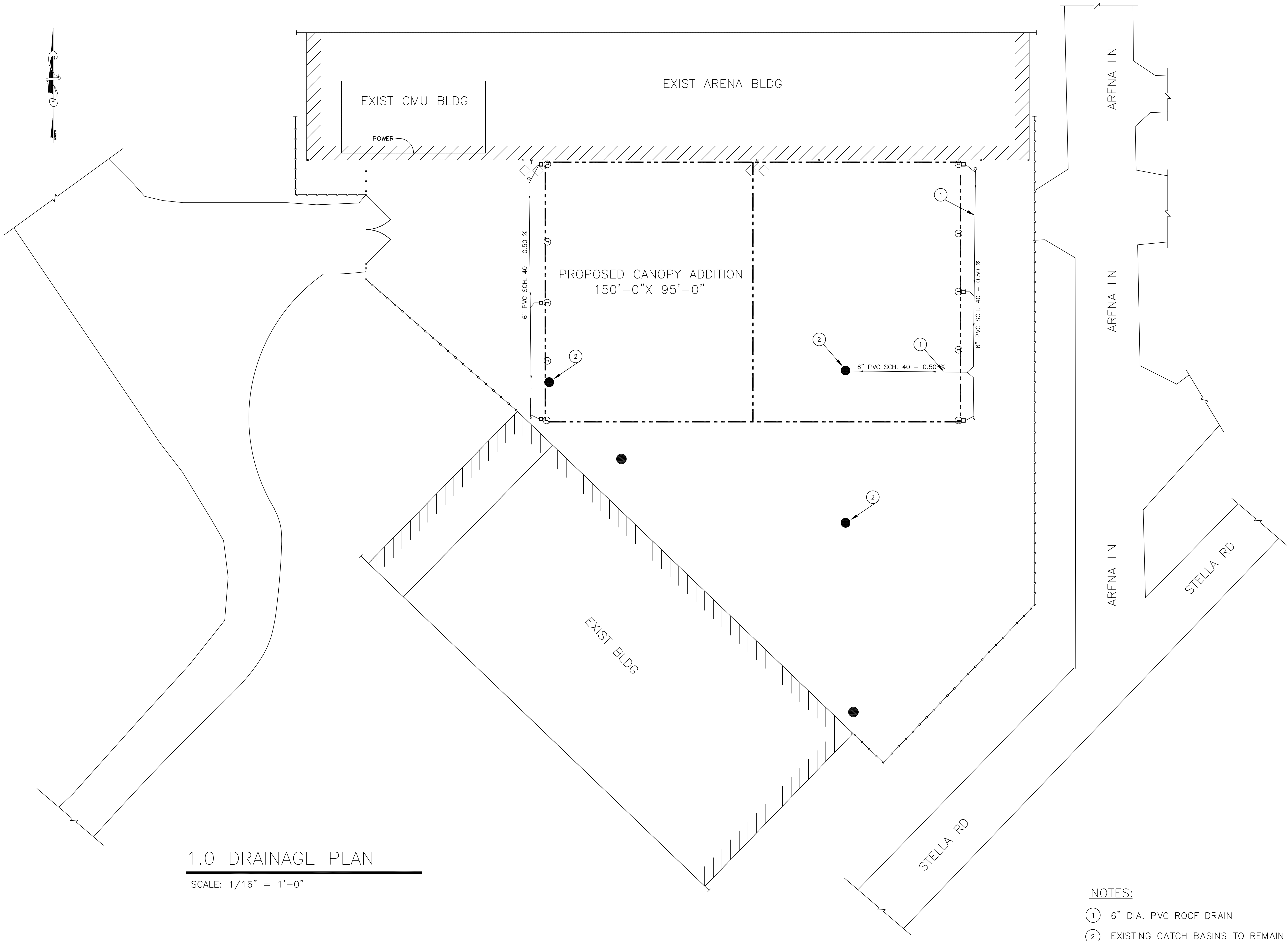
MARK	DATE	DESCRIPTION
1	01/19/2022	ISSUED FOR CLIENT REVIEW
2	02/02/2022	TVL- ISSUED FOR CLIENT REVIEW
3	02/20/2022	ISSUED FOR BID/PERMIT

PROJECT NO.	
CAD DRAWING FILE:	
DRAWN BY:	FOI
CHECKED BY:	CM

SCALE	AS NOTED
-------	----------

SHEET TITLE	DRAINAGE PLANS
-------------	----------------

C1.00



1.0 DRAINAGE PLAN

SCALE: 1/16" = 1'-0"

NOTES:

- ① 6" DIA. PVC ROOF DRAIN
- ② EXISTING CATCH BASINS TO REMAIN

1. GENERAL NOTES

- A. CONSTRUCTION METHODS, PROCEDURES AND SEQUENCES ARE THE RESPONSIBILITY OF THE CONTRACTOR. THE CONTRACTOR SHALL TAKE ALL NECESSARY MEANS TO MAINTAIN AND PROTECT THE STRUCTURAL INTEGRITY OF ALL CONSTRUCTION STAGES.
- B. THE CONTRACTOR IS RESPONSIBLE FOR REVIEWING THE MECHANICAL, ELECTRICAL, PLUMBING AND ARCHITECTURAL DRAWINGS TO DETERMINE WHERE OPENINGS ARE REQUIRED IN CONCRETE BEAMS AND SLABS.

2. STANDARDS, CODES & LOADS

- A. BUILDING CODES & STANDARDS:
 - 1. INTERNATIONAL BUILDING CODE, LATEST EDITION
- B. GRAVITY LOADS:

BUILDING AREA	DEAD LOAD (PSF)	LIVE LOAD (PSF)
1. ROOF	15	20

- C. LATERAL LOADS:
 - 1. DESIGN WIND SPEED OF 139 MPH (3 SECOND WIND GUST) WITH EXPOSURE B.

3. EXCAVATION & FOUNDATIONS

- A. STRIP AND REMOVE ALL SURFACE PAVING, ORGANICS, TOP SOIL AND UNSUITABLE MATERIALS FROM ALL CONSTRUCTION AREAS.
- B. ESTABLISH POSITIVE SITE DRAINAGE. PROVIDE STORM DRAINAGE STRUCTURES AS REQUIRED.
- C. PROOF ROLL THE SUBGRADE TO DETECT ANY WET OR SOFT AREAS. TREAT THESE AREAS WITH DRYING AND STABILIZING AGENTS AS NECESSARY OR REMOVE AND REPLACE THEM WITH A SUITABLE FILL MATERIAL.
- D. COMPACT THE SUBGRADE TO A MINIMUM OF 95% OF THE MAXIMUM DRY DENSITY AS DETERMINED BY STANDARD PROCTOR COMPACTION TEST, ASTM D698.
- E. PROVIDE 30" SELECT COMPACTED FILL MATERIAL WITHIN THE BUILDING AREA OF SILTY OR SANDY CLAY HAVING A PLASTICITY INDEX OF 10 TO 20 AND A LIQUID LIMIT OF 35. PLACE FILL IN 8 INCH LOOSE LIFTS AND COMPACT AS SPECIFIED ABOVE.
- F. AFTER EXCAVATION TO THE REQUIRED DEPTH, PLACE REINFORCING AND CONCRETE WITHIN 8 HOURS. DO NOT LEAVE FOOTING EXCAVATION OPEN OVERNIGHT. DEPOSIT CONCRETE IN ITS FINAL POSITION BY USE OF A TREMIE AND CONSOLIDATE CONCRETE BY VIBRATING.
- G. PLACE SLAB-ON-GRADE ON A MOISTURE BARRIER AND A LAYER OF GRANULAR FILL AS SHOWN.
- H. CONCRETE MIX SHALL BE DESIGNED FOR PROPER STRENGTH IN ACCORDANCE WITH ACI 318.
- I. REFER TO GEOTECH REPORT BY MURILLO COMPANY DATED AUGUST 2021 FOR SOIL PREPARATION & FOUNDATION DESIGN REQUIREMENT

4. CONCRETE

A. CONCRETE:

STRUCTURAL MEMBER	28 DAY COMPRESSIVE STRENGTH (PSI)
	NORMAL WEIGHT CONCRETE (PSI)
1. DRILLED FOOTINGS	4000
2. GRADE BEAMS	4000
3. SLAB-ON-GRADE	4000

B. CONCRETE COVER:

PROVIDE THE FOLLOWING COVER FOR CAST-IN-PLACE CONCRETE REINFORCING

- 1. UNFORMED SURFACES IN CONTACT WITH EARTH 3 IN.
- 2. UNFORMED SURFACES OVER MOISTURE BARRIER 2 IN.
- 3. FORMED SURFACES EXPOSED TO EARTH OR WEATHER:
 - #6 AND LARGER 2 IN.
 - #5 AND SMALLER 1 1/2 IN.
- 4. FORMED SURFACES NOT EXPOSED TO EARTH OR WEATHER:
 - SLAB & WALLS 3/4 IN.
 - BEAMS & COLUMNS 1 1/2 IN.

6. REINFORCING STEEL

- A. PROVIDE DEFORMED STEEL BARS CONFORMING TO GRADE 60. ALL REINFORCING STEEL SHALL BE HELD IN PLACE; PROVIDE ADDITIONAL BARS OR STIRRUPS FOR SUPPORT AS REQUIRED.
- B. PROVIDE FULL EMBEDMENT WITH STANDARD 90 DEGREE HOOKS FOR ALL DOWELS. IF NOT OTHERWISE SPECIFIED, THE DOWELS SIZE AND SPACING SHALL BE THE SAME AS THE MAIN REINFORCING.
- C. WHEN REINFORCING STEEL IN GRADE BEAMS, WALLS, AND SLABS, IS NOTED AS CONTINUOUS, SPLICE REINFORCING STEEL ONLY WHEN UNAVOIDABLE DUE TO STOCK LENGTHS, STAGGER ALL SPLICES A MINIMUM OF 4'-0". ADJACENT BAR SPLICES ARE NOT ACCEPTABLE. LOCATE THE TOP BAR SPLICES WITHIN THE MIDDLE HALF OF THE SPAN AND LOCATE THE BOTTOM BAR SPLICES AT SUPPORTS OR BETWEEN SUPPORTS AND 1/3 SPAN POINT, UNLESS NOTED OTHERWISE ON PLANS, DETAILS AND SCHEDULES.
- D. PROVIDE INTERIOR AND EXTERIOR HORIZONTAL LAPPED CORNER BARS AT ALL CORNERS TO MATCH THE SIZE, TYPE AND SPACING OF THE WALL AND GRADE BEAM HORIZONTAL REINFORCING.
- E. UNLESS SPECIFICALLY NOTED, SCHEDULED OR DETAILED OTHERWISE, PROVIDE DEVELOPMENT LENGTH FOR REINFORCING IN CONCRETE COMPONENTS IN ACCORDANCE WITH THE SCHEDULE IN NOTE F BELOW. THIS SCHEDULE SHALL APPLY TO ALL DEVELOPMENT LENGTHS NOT OTHERWISE NOTED, DETAILED OR SCHEDULED IN THE DRAWINGS OR SPECIFICATIONS.
- F. REINFORCING BAR DEVELOPMENT LENGTHS (Ld):

BAR SIZE GRADE 60	Ld FOR TOP BARS		Ld FOR BOTTOM BARS	
	28 DAY CONC. STRENGTH (PSI)		28 DAY CONC. STRENGTH (PSI)	
	3000	4000	3000	4000
#3	17	14	13	12
#4	22	19	17	15
#5	27	24	21	18
#6	33	28	25	22

7. PRE-ENGINEERED STEEL BUILDING

- A. REFER TO PRE-ENGINEERED STEEL BUILDING SPECIFICATION FOR BUILDING REQUIREMENTS. CONTRACTOR SHALL PROCURE AND ERECT STEEL BUILDING PER THE SPECIFICATION.
- B. CONTRACTOR SHALL OBTAIN AND SUBMIT FINAL BUILDING REACTIONS AND DETAILS TO THE OWNER PRIOR TO STARTING FOUNDATION WORK.

APEX CONSULTING, INC.

ENGINEERING ° CONSTRUCTION SERVICES
 9888 Bissonnet Street, Suite 415 Houston, Texas 77036
 Bus: 713.779.5700 Email: info@apexengroup.com Web: www.apexengroup.com
 TX FIRM NO. 2645




FORT BEND COUNTY FAIRGROUNDS
ARENA CANOPY ADDITION
 ROSENBERG, TX

MARK	DATE	DESCRIPTION
1	01/03/2022	ISSUED FOR CLIENT REVIEW
2	02/02/2022	75% ISSUED FOR CLIENT REVIEW
3	02/20/2022	ISSUED FOR BID PERMIT

PROJECT NO.	
CAD DRAWING FILE:	
DRAWN BY:	FOI
CHECKED BY:	CM

SCALE	AS NOTED
SHEET TITLE	GENERAL NOTES

\$1.00



**FORT BEND COUNTY FAIRGROUNDS
 ARENA CANOPY ADDITION
 ROSENBERG, TX**

MARK	DATE	DESCRIPTION
1	01/03/2022	ISSUED FOR CLIENT REVIEW
2	02/02/2022	75% - ISSUED FOR CLIENT REVIEW
3	02/20/2022	ISSUED FOR BID PERMIT

PROJECT NO.	
CAD DRAWING FILE:	
DRAWN BY:	FOI
CHECKED BY:	CM


SCALE	AS NOTED
-------	----------

SHEET TITLE	FOUNDATION PLAN
-------------	-----------------

S2.00

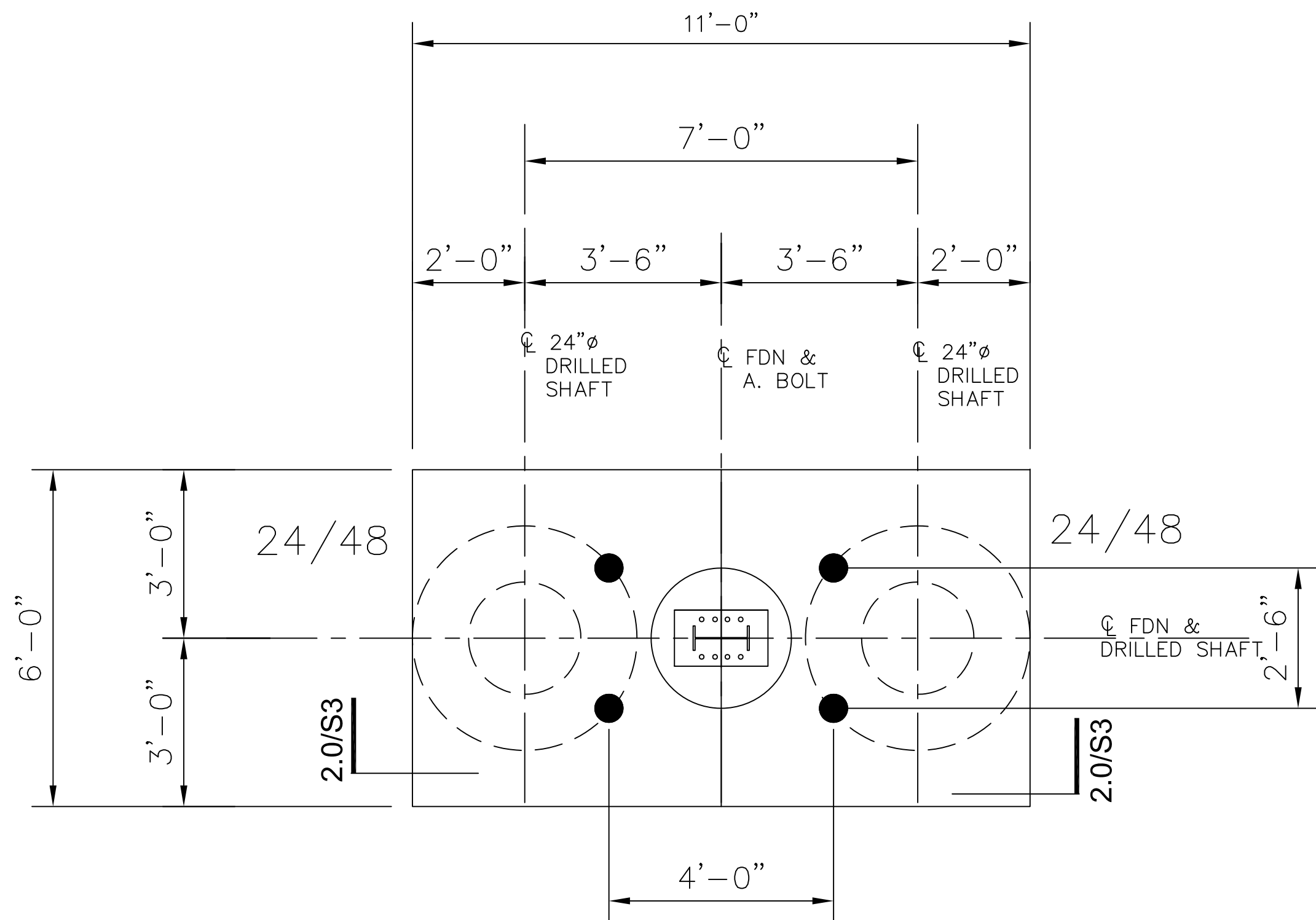


1.0 FOUNDATION PLAN
 SCALE: 1/8" = 1'-0"

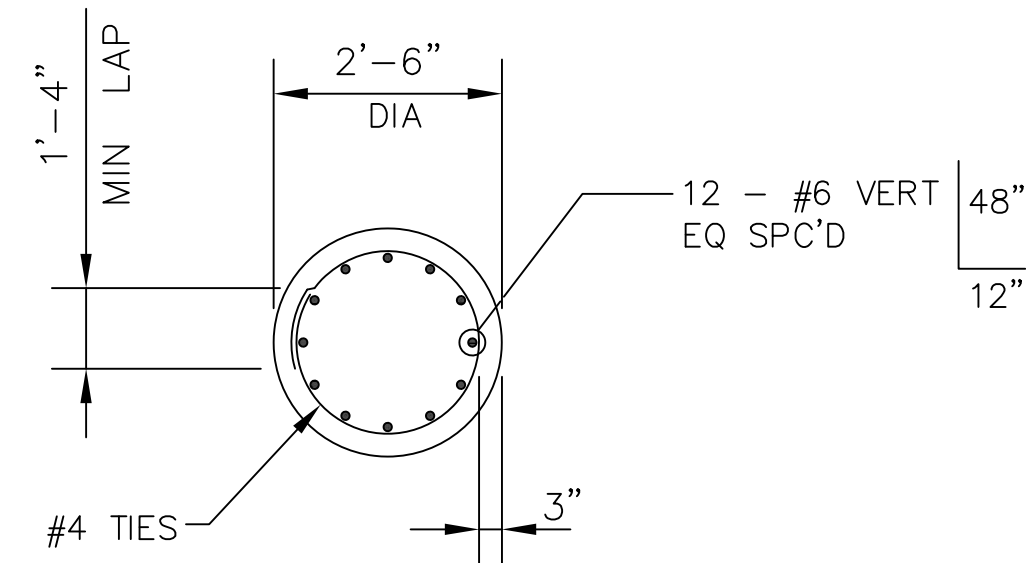


02/20/22
[Signature]

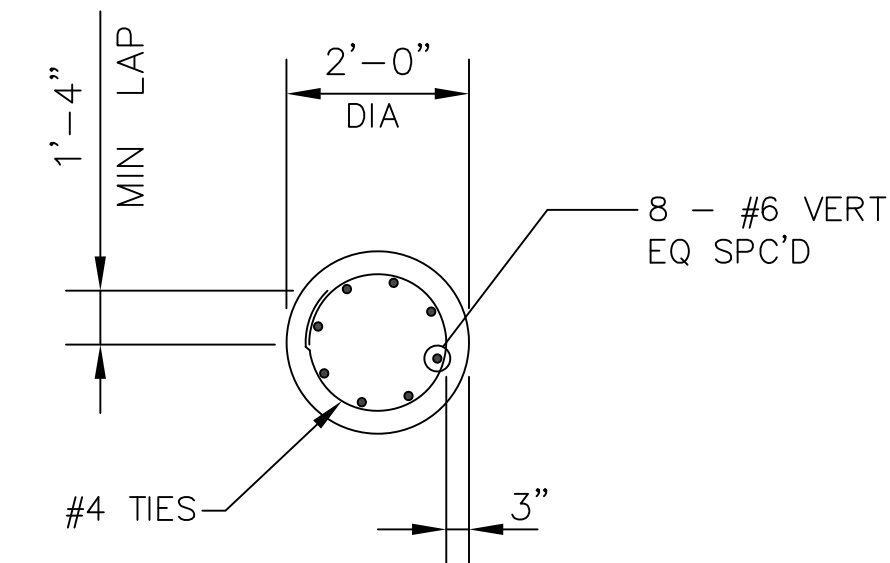
****NOTE****
 THIS FOUNDATION IS DESIGNED WITH PRELIM BUILDING REACTIONS AND IS ISSUED FOR BIDDING PURPOSES ONLY. THE SELECTED GENERAL CONTRACTOR SHALL OBTAIN AND SUBMIT FINAL BUILDING REACTIONS TO APEX CONSULTING GROUP FOR REVIEW PRIOR TO STARTING FOUNDATION WORK



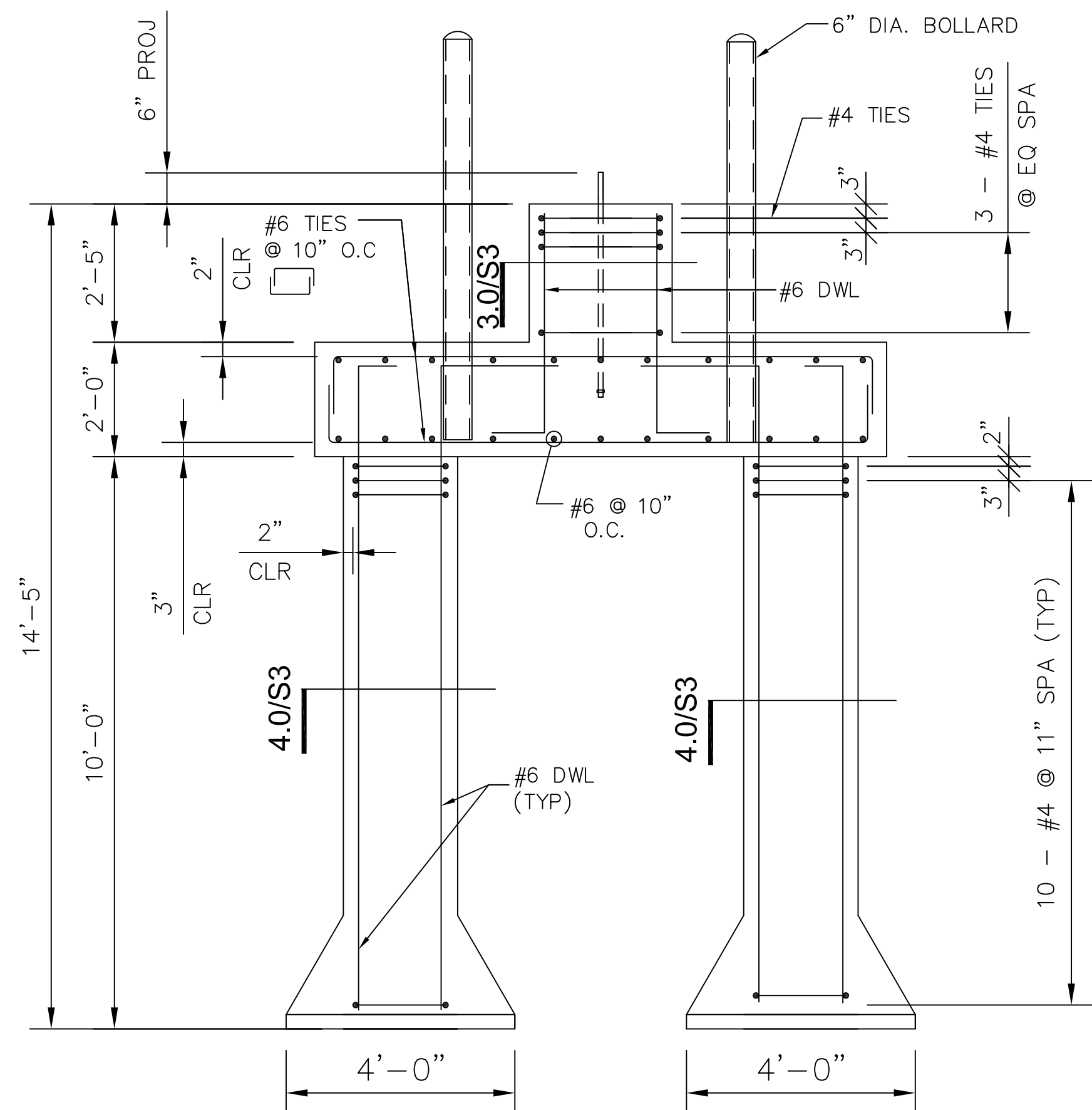
1.0 FOUNDATION PLAN
 SCALE: 1/2" = 1'-0"



3.0 SECTION
 SCALE: 1/2" = 1'-0"



4.0 SECTION
 SCALE: 1/2" = 1'-0"



2.0 SECTION
 SCALE: 1/2" = 1'-0"

FORT BEND COUNTY FAIRGROUNDS
 ARENA CANOPY ADDITION
 ROSENBERG, TX

MARK	DATE	DESCRIPTION
1	01/03/2022	ISSUED FOR CLIENT REVIEW
2	02/02/2022	75% ISSUED FOR CLIENT REVIEW
3	02/20/2022	ISSUED FOR BID PERMIT

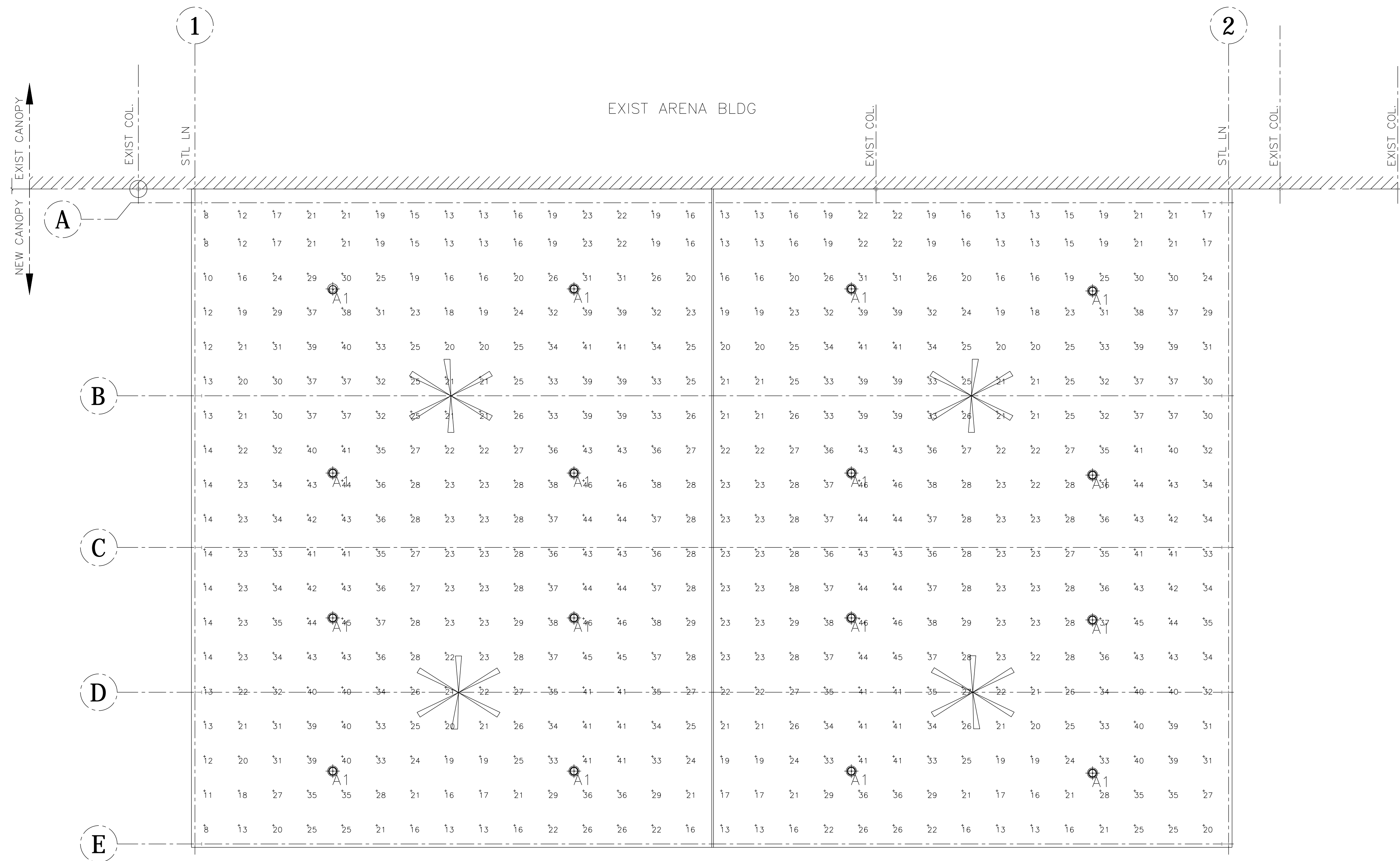
PROJECT NO.	
CAD DRAWING FILE:	
DRAWN BY:	FOI
CHECKED BY:	CM

SCALE	AS NOTED
SHEET TITLE	FOUNDATION PLAN & SECTIONS

S3.00



**FORT BEND COUNTY FAIRGROUNDS
 CANOPY ADDITION**
 ROSENBERG, TX



Deck height: Varies
 Mounting height: 19'-0" AFF

Luminaire Schedule						
Symbol	Qty	Label	Arrangement	Lum. Lumens	LLF	Description
⊙	16	A1	Single	26601	0.950	Metolux UHB-24-UNV-LB40-CD-U


Calculation Summary							
Label	CalcType	Units	Avg	Max	Min	Avg/Min	Max/Min
Canopy - 30ins AFF	Illuminance	Fc	28.0	46	8	3.50	5.75

MARK	DATE	DESCRIPTION
0	2/21/2022	ISSUED FOR PERMIT

PROJECT NO.	
CAD DRAWING FILE:	
DRAWN BY:	GL
CHECKED BY:	CM

SCALE	N.T.S.
-------	--------

SHEET TITLE	ARENA LIGHTING PHOTOMETRIC
-------------	----------------------------



LIGHTING GENERAL NOTES:

- CONTRACTOR TO FIELD VERIFY ALL EXISTING CONDITIONS AND NOTIFY ARCHITECT/ENGINEER IMMEDIATELY IF ANY DISCREPANCIES OR HIDDEN CONDITIONS OR CITY/STATE CODE COMPLIANCE CONFLICTS OCCUR. FAILURE TO NOTIFY ARCHITECT OR ENGINEER WILL RESULT IN CONTRACTOR TAKING FULL FISCAL RESPONSIBILITY FOR ANY AND ALL COSTS WHICH ARE INCURRED.
- THE CONTRACTOR IS RESPONSIBLE FOR THE ENTIRE INSTALLATION WHICH SHALL BE PERFORMED IN STRICT AVOIDANCE WITH ALL NATIONAL, STATE AND LOCAL CODES. THIS MAY INCLUDE ADDITIONAL ITEMS NOT INCLUDED IN THIS PLAN.
- CONNECT ALL EXIT LIGHT AND BATTERY POWERED EMERGENCY LIGHT UNSWITCHED TO NEAREST LIGHTING CIRCUIT. WIRE EMERGENCY LIGHT IN SUCH A MANNER THAT IT WILL AUTOMATICALLY SWITCH ON UPON DETECTION OF NORMAL POWER FAILURE.
- LIGHT LOCATIONS SHOWN ARE FOR DESIGN PURPOSE ONLY. CONTRACTOR SHALL RELOCATE LIGHTS AS REQUIRED TO AVOID EXISTING STRUCTURE, MECHANICAL DUCTS, OR CUTTING OF MAIN TEES. VERIFY NEW LOCATIONS WITH TENANT.
- UNLESS OTHERWISE NOTED, TWO SWITCHES SIDE BY SIDE INDICATES MULTI LEVEL SWITCHING. PROVIDE ONE PIECE COVER PLATE FOR LIGHT SWITCH. DESIGNATION NEXT TO SWITCHES INDICATES LIGHTS CONTROLLED FROM THIS SWITCH. PROVIDE CONNECTION TO ALL FIXTURES IN THE ROOM.
- FOR EACH SCHEDULED LUMINAIRES, PROVIDE ALL REQUIRED APPURTENANCES FOR INSTALLATION IN APPLICABLE STRUCTURE OR SPECIFIED ARCHITECTURAL CEILING. ALL LUMINAIRES SHALL HAVE THE APPROPRIATE NEMA TYPE FRAME THAT IS COMPATIBLE WITH THE CEILING SYSTEM SPECIFIED BY THE ARCHITECT. ELECTRICAL DRAWINGS DO NOT INDICATE CEILING TYPES, CONTRACTOR SHALL REFER TO ARCHITECTURAL PLANS TO DETERMINE CEILING TYPE AND PROVIDE APPROPRIATE FRAME.
- PROVIDE FIRE RATED CANOPY OR ENCLOSURE FOR ALL FIXTURES RECESSED IN A FIRE RATED CEILING. THE FIRE RATED CANOPY OR ENCLOSURE SHALL BE REQUIRED BY THE UL DESIGN NUMBER LISTED IN THE UL FIRE RESISTANCE DIRECTORY. COORDINATE WITH CEILING INSTALLER AND MANUFACTURER.
- PROVIDE SECONDARY SUPPORT WIRES FROM ALL FOUR (4) CORNERS OF THE LAY IN FIXTURES TO THE STRUCTURE ABOVE. DO NOT SUPPORT FIXTURES FROM CEILING GRID WIRE SUPPORTS, PIPING, CONDUIT, OR MECHANICAL EQUIPMENT.
- FIRESTOP ALL CONDUIT PENETRATIONS IN RATED WALLS. SEE ARCHITECTURAL FOR WALL RATINGS. CONTRACTOR SHALL BE RESPONSIBLE FOR DAMAGE TO SHEET ROCK AND REPAIR. PROVIDE FIRE RATED SLEEVES IN ALL FLOOR PENETRATIONS.

ELECTRICAL GENERAL NOTES:

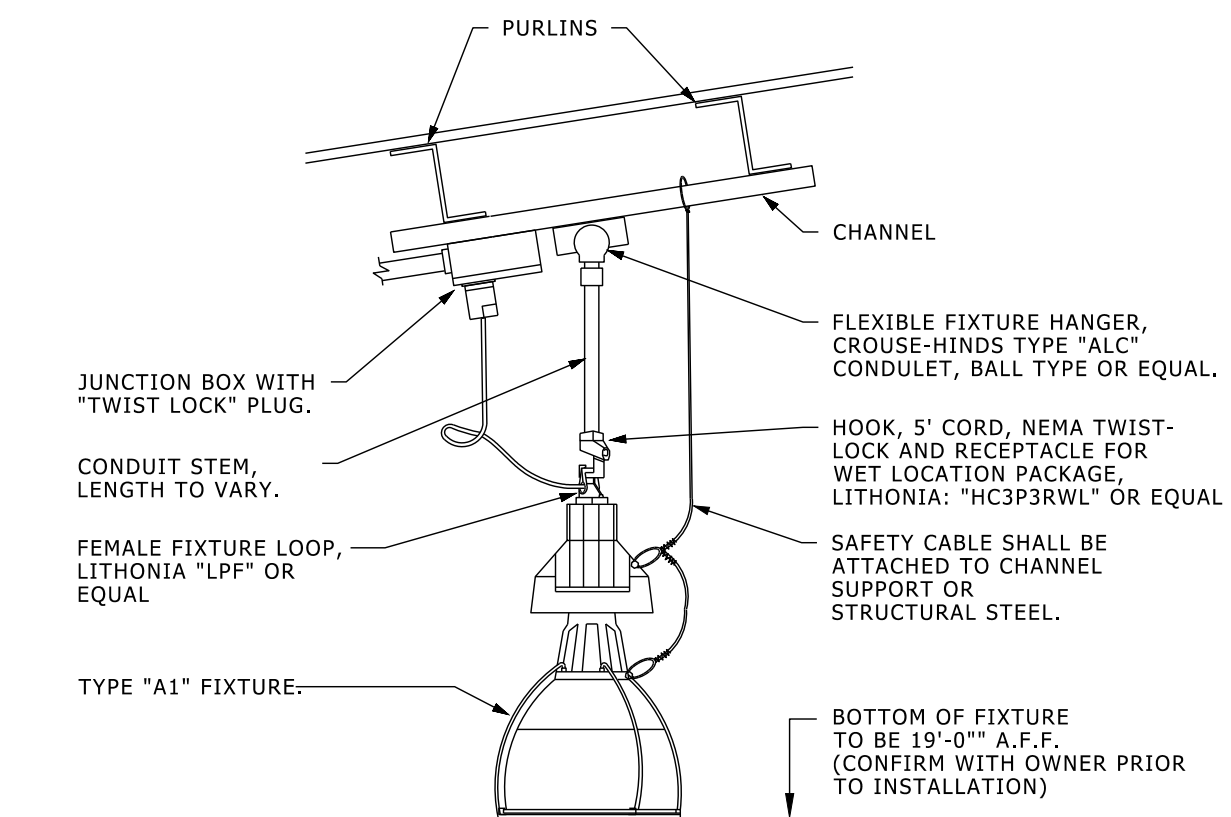
NO ELECTRICAL MATERIALS, APPARATUS, DEVICES, APPLIANCES, FIXTURE, OR EQUIPMENT SHALL BE SOLD OR INSTALLED IN THE CITY UNLESS THEY ARE IN CONFORMANCE WITH THE PROVISIONS OF THIS CODE, THE LAWS OF THE STATE OF TEXAS AND ANY APPLICABLE RULES AND REGULATIONS ISSUED UNDER THE AUTHORITY OF THE STATE STATUTES. THE MAKER'S NAME, TRADEMARK, OR OTHER IDENTIFICATION SYMBOLS SHALL BE PLACED ON ALL ELECTRICAL MATERIALS, APPARATUS, DEVICES, APPLIANCES, FIXTURES, AND EQUIPMENT USED OR INSTALLED UNDER THE PROVISIONS OF THIS CODE. ALL ELECTRICAL MATERIALS AND EQUIPMENT SHALL BE LISTED AND LABELED FOR THE INTENDED USE AND SHALL BE INCLUDED IN A LISTED PUBLISHED BY AN APPROVED AGENCY.

LEGEND:

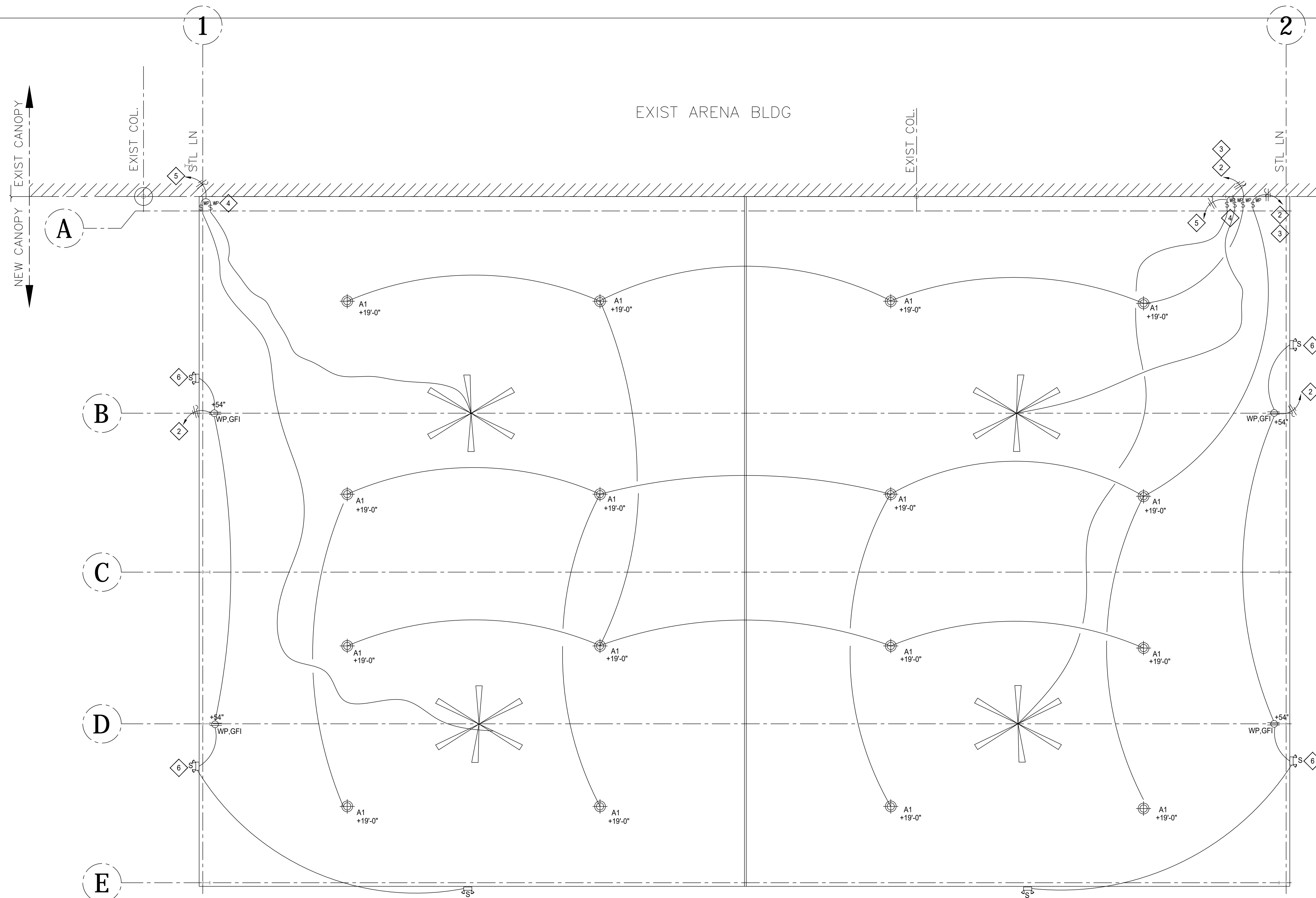
- Ⓜ MOTION SENSOR SWITCH WITH DIMMER (0-10V) AUTOMATICALLY ON & OFF LUTRON OR WATTSTOPPER
- Ⓜ MOTION SENSOR SWITCH WITH DIMMER (0-10V) MANUALLY ON & AUTOMATICALLY OFF LUTRON OR WATTSTOPPER
- Ⓜ ON/OFF LIGHT SWITCH W/DIMMER SUITABLE FOR LED, CFL, & FLUORESCENT. LUTRON OR WATTSTOPPER
- Ⓜ ON/OFF LIGHT SWITCH, WEATHER PROOF.
- Ⓜ ON/OFF LIGHT SWITCH WITH PILOT LIGHT
- Ⓜ ON/OFF LIGHT SWITCH WITH DIMMER SLIDE
- Ⓜ 3-WAY SWITCH
- Ⓜ 4-WAY SWITCH
- Ⓜ DUPLEX OUTLET. SPECIFICATION GRADE GFCL WEATHER PROOF AND TAMPER RESISTANT TYPE.
- Ⓜ WETHER PROOF, SECURITY LIGHTING

KEYED NOTES:

- MOUNT LIGHTING FIXTURE AT LEAST 19FT ABOVE FINISHED GRADE. CONTRACTOR TO FIELD COORDINATE EXACT MOUNTING HEIGHT AND LOCATION WITH OWNER.
- HOME RUN 3#12AWG, TYPE THWN CONDUCTOR IN 3/4" EMT TO NEAREST 120V PANEL BOARD WITH 20A/1P BREAKER. CONTRACTOR SHALL FIELD VERIFY EXACT EXISTING PANEL BOARD LOCATION AND ROUTING PRIOR TO BID AND PRICING.
- PROPOSED LIGHTING SWITCH, CONTRACTOR TO FIELD VERIFY EXACT MOUNTING LOCATION.
- SWITCH FOR BIG ASS FAN, PROPOSED BIG ASS FAN MODEL # ESSENCE, 8FT DIAMETER, 110V/1Ø, 10AMP, TYPICAL FOR 4.
- HOME RUN 3#10AWG, TYPE THWN CONDUCTOR IN 3/4" EMT TO NEAREST 120V PANEL BOARD WITH 30A/1P BREAKER. CONTRACTOR SHALL FIELD VERIFY EXACT EXISTING PANEL BOARD LOCATION AND ROUTING PRIOR TO BID AND PRICING.
- SECURITY LIGHTING, FIELD COORDINATE EXACT MOUNTING HEIGHT AND LOCATION WITH OWNER.



FIXTURE TYPE "A1" MOUNTING DETAIL
 N.T.S.



1.0 ARENA CANOPY LIGHTING PLAN

SCALE: 1/8" = 1'-0"

FORT BEND COUNTY FAIR GROUNDS LUMINAIRE SCHEDULE ARENA

TYPE	MANUFACTURER	CATALOG NUMBER	MOUNTING	LAMPS	VOLTS	WATTS	KELVIN	DESCRIPTION	LOCATION
				NO./TYPE					
A1	METALUX	UHB-18-UNV-L840-CD-U	1/2" THREADED HUB	LED 0-10V	120-277	179W	4000K	LED HIGH BAY	CONTRACTOR TO DETERMINE MOUNTING ACCESSORIES REQUIRED
S	E-CONOLIGHT	LED-FXBFD20	SURFACE	LED	120	20W	5000K	LED DUAL HEAD SECURITY LIGHT W/MOTION SENSOR	CONTRACTOR TO DETERMINE MOUNTING ACCESSORIES REQUIRED

ANY PROPOSED EQUAL FIXTURE OR CONTROL SUBSTITUTIONS SHALL BE SUBMITTED 14 DAYS PRIOR TO BID DAY, ACCOMPANIED BY DETAILED SPECIFICATION CUT SHEETS AND PHOTOMETRIC CALCULATIONS OF EVERY AREA WHERE THE PROPOSED SUBSTITUTION FIXTURE IS LOCATED, INCLUDING MAX-MIN, AVG-MIN, MAX-MIN, FOOT-CANDLE LEVELS & RATIOS CALCULATED AT A 30" WORK PLANE. ANY MISSING DATA SHALL DEEM THE PROPOSED ALTERNATE / SUBSTITUTE FIXTURE OR CONTROLS, UNACCEPTABLE AND REJECTED WITHOUT FURTHER CONSIDERATION. ANY SUBSTITUTED FIXTURES CANNOT BE ASSURED TO PERFORM WITH EQUAL PHOTOMETRIC PERFORMANCE WITHOUT PHOTOMETRIC CALCULATIONS.

MARK	DATE	DESCRIPTION
0	2/22/2022	ISSUED FOR PERMIT

PROJECT NO.	
CAD DRAWING FILE:	
DRAWN BY:	GL
CHECKED BY:	CM

SCALE	AS NOTED
-------	----------

SHEET TITLE	ARENA ELECTRICAL PLAN
-------------	-----------------------

**FORT BEND COUNTY FAIRGROUNDS
 CANOPY ADDITION**
 ROSENBERG, TX

GENERAL NOTES AND SPECIFICATIONS

PRIOR TO SUBMITTING THEIR BID, THE CONTRACTOR SHALL VISIT THE PROJECT SITE AND THOROUGHLY ACQUAINT THEMSELVES WITH ALL EXISTING CONDITIONS AND DETERMINE HOW THEY EFFECTIVELY WORK. THEY SHALL INCLUDE IN THEIR BID ANY ALTERATIONS, RELOCATIONS, REROUTING, ETC. OF EXISTING FACILITIES, WIRING, CONDUIT, AND PANELBOARDS REQUIRED FOR INSTALLATION OF NEW WORK. UNDER NO CIRCUMSTANCES WILL THE CONTRACTOR BE COMPENSATED FOR ADDITIONAL WORK DUE TO THEIR NEGLIGENCE TO COMPLY WITH THE FOREGOING REQUIREMENTS.

ALL WORK SHALL BE DONE IN ACCORDANCE WITH THE LATEST VERSION OF THE NATIONAL ELECTRIC CODE, FIRE PREVENTION CODES, LOCAL CODES AND ANY OTHER REQUIREMENTS APPLICABLE TO THIS JOB. THE ELECTRICAL CONTRACTOR SHALL SUBMIT ANY REQUIRED DRAWINGS FOR APPROVAL TO ANY AGENCIES REQUIRING THEM, AND OBTAIN THE NECESSARY PERMITS AT NO ADDITIONAL BID COSTS. ALL EQUIPMENT FURNISHED SHALL CONFORM TO NEMA AND SHALL BE UL LISTED.

THESE DRAWINGS ARE DIAGRAMMATIC AND DO NOT NECESSARILY INDICATE EVERY JUNCTION BOX, FITTING, ETC. REQUIRED.

THE ELECTRICAL CONTRACTOR SHALL INCLUDE IN HIS BID ANY VARIANCES REQUIRED BY APPLICABLE CODES.

THE CONTRACTOR SHALL PROTECT THE EXISTING BUILDING STRUCTURE AND GROUNDS FROM ANY DAMAGE WHICH MAY OCCUR DURING INSTALLATION OF NEW WORK. ANY DAMAGE TO EXISTING FACILITIES WILL BE REPLACED OR RESTORED TO THE ORIGINAL CONDITION AND TO THE SATISFACTION OF THE OWNER.

ALL EQUIPMENT SHALL BE INSTALLED COMPLETE, FURNISHING ANY REQUIRED DISCONNECT, JUNCTION BOXES, ETC. FOR A COMPLETE AND WORKING INSTALLATION.

ALL EQUIPMENT INSTALLED BY THE ELECTRICAL CONTRACTOR SHALL BE GUARANTEED FOR A PERIOD OF ONE YEAR FROM DATE OF FINAL ACCEPTANCE. THE ELECTRICAL CONTRACTOR SHALL ASSUME LIABILITY FOR ANY COST.

ALL CONDUCTORS SHALL BE COPPER TYPE THHN/THWN 600 VOLT.

THE CONTRACTOR SHALL PROVIDE ALL LABOR AND MATERIALS REQUIRED FOR COMPLETION OF ELECTRICAL WORK. THIS INCLUDES WORK NOT SPECIFICALLY INDICATED, BUT THAT WHICH SHOULD BE REASONABLY INFERRED TO PROPERLY COMPLETE THE WORK.

ALL LOCAL, STATE, AND FEDERAL TAXES ARE APPLICABLE TO THIS PROJECT AND SHALL BE INCLUDED.

REMOVE RUBBISH AS FAST AS IT ACCUMULATES.

ALL CUTTINGS, DRILLING, AND PATCHING SHALL BE DONE BY THE CONTRACTOR. UNDER NO CIRCUMSTANCES SHALL STRUCTURAL WORK BE CUT WITHOUT THE APPROVAL OF THE OWNER AND/OR ENGINEER.

UNLESS OTHERWISE SPECIFIED, THE ELECTRICAL CONTRACTOR SHALL FURNISH AND INSTALL CONDUIT, WIRING AND DISCONNECTS FOR ALL ELECTRICALLY OPERATED EQUIPMENT.

ALL TRANSFORMER, PANEL BOARDS, STARTERS AND DISCONNECTS SWITCHES SHALL BE LABELED BY THE USE OF PLASTIC LAMINATED NAME PLATES.

ALL CONDUITS SHALL BE EMT OR GRC AS REQUIRED, UNLESS NOTED ELSEWHERE ON PLANS. FMC MAY BE USED WHEN CONNECTING TO VIBRATING EQUIPMENT OR LIGHT FIXTURES. THE MAXIMUM LENGTH PERMITTED FOR FMC IS 6 FT.

DISCONNECT SWITCHES SHALL BE FUSED OR NON-FUSED AS REQUIRED BY LOCAL CODE AND SHALL BE NEMA 3R WHERE REQUIRED.

THE CONTRACTOR SHALL INSTALL ALL EQUIPMENT, WIRE AND CABLE. THE CONTRACTOR SHALL BE RESPONSIBLE FOR OBTAINING ALL INSTALLATION DRAWINGS AND WIRING DIAGRAMS FROM THE EQUIPMENT MANUFACTURER. ALL EQUIPMENT SHALL BE INSTALLED ACCORDING TO THE MANUFACTURER'S SPECIFICATIONS AND RECOMMENDATIONS. THE CONTRACTOR SHALL MAKE THE FINAL CONNECTIONS AND TERMINATIONS.

THE CONTRACTOR SHALL RECEIVE, HANDLE, AND STORE ELECTRICAL ITEMS AND MATERIALS AT THE PROJECT SITE AS DIRECTED BY THE OWNER. MATERIALS AND ELECTRICAL ITEMS SHALL BE SO PLACED THAT THEY ARE PROTECTED FROM DAMAGE AND DETRIORATION.

THE CONTRACTOR SHALL PROTECT CONDUIT AND WIREWAY OPENINGS AGAINST THE ENTRANCE OF FOREIGN MATTER BY MEANS OF PLUGS OR CAPS. COVER MATERIALS, EQUIPMENT AND DEVICES FURNISHED OR INSTALLED UNDER THIS SECTION OR OTHERWISE PROTECTED AGAINST DAMAGE FROM ANY CAUSE, BOTH BEFORE AND AFTER INSTALLATION. MATERIALS, EQUIPMENT, OR DEVICES DAMAGED PRIOR TO THE FINAL ACCEPTANCE OF WORK SHALL BE RESTORED TO THEIR ORIGINAL CONDITION OR REPLACED AT NO COST TO THE OWNER.

CONTRACTOR SHALL INSTALL ENTIRE SYSTEMS, INCLUDING CONDUITS, BOXES, CABINETS, PANELS, ETC. SO AS TO INSURE PROPER GROUND CONTINUITY THROUGHOUT THE SYSTEM.

CONTRACTOR SHALL TEST ALL CIRCUITS, EQUIPMENT, ETC. FOR POLARITY, GROUND CONTINUITY, GROUND FAULTS, SHORTS, ETC. PRIOR TO OPERATING ANY ELECTRICAL ITEM OR EQUIPMENT. UPON INSTALLATION IN OPERATION, TEST FOR EACH PROPER FUNCTION, AND SHOW SYSTEMS AND EQUIPMENT TO BE FREE OF DEFECTS. RECORD AND DOCUMENT LOAD AMPERAGE AND TERMINAL VOLTAGE OF EACH PANEL BOARD, MOTOR, ETC. WHERE APPLICABLE. FURNISH COPIES TO THE OWNER.

UPON CONNECTING ALL CIRCUITS TO PANELS, THE CONTRACTOR SHALL BALANCE THE LOAD TO +/- 5% BETWEEN PHASES FOR EACH PANEL.

THE BASE BID SHALL NOT CONTAIN ANY SUBSTITUTION, WHERE AN ITEM, MATERIAL OR EQUIPMENT IS SPECIFIED TO BE OF A CERTAIN MANUFACTURE'S MAKE, THE BID SHALL INCLUDE SUCH MATERIAL OR EQUIPMENT AS SPECIFIED.

NO SUBSTITUTION SUBSEQUENT TO THE ACCEPTANCE OF THE CONTRACTOR SHALL BE MADE, EXCEPT BY WRITTEN CONSENT OF THE OWNER. SHOULD THE CONTRACTOR DESIRE TO SUBSTITUTE ANOTHER MATERIAL OR ARTICLE SPECIFIED, HE SHALL APPLY FOR SUCH PERMISSION AND STATE THE CREDIT OR EXTRA INVOLVED BY THE USE OF SUCH MATERIALS OR ARTICLE.

ANY VARIATION, MODIFICATIONS OR SUBSTITUTIONS FROM THE CONTRACT DOCUMENTS BECAUSE OF SHOP PRACTICES STANDARD WITH THE SUPPLIER MUST BE SPECIFICALLY MENTIONED BY THE CONTRACTOR WHEN SUBMITTING DRAWINGS OR DATA FOR REVIEW IN ORDER THAT, IF ACCEPTABLE, SUITABLE ACTION MAY BE TAKEN FOR PROPER ADJUSTMENT OF ENGAGING MATERIAL; OTHERWISE, THE CONTRACTOR WILL NOT BE RELIEVED OF THE RESPONSIBILITY FOR EXECUTING THE WORK IN ACCORDANCE WITH THE CONTRACT, EVEN THOUGH THE SHOP DRAWINGS, SCHEDULES OR DATA HAVE BEEN REVIEWED BY THE ENGINEER. APPROVAL OF ANY MODIFICATIONS WILL BE MADE IN THE INTEREST OF THE OWNER AND TO EFFECT AN IMPROVEMENT IN THE WORK WITH THE UNDERSTANDING THAT IT DOES NOT INVOLVE ANY INCREASE IN THE CONTRACT PRICE EITHER DIRECTLY OR INDIRECTLY AND DOES NOT INVOLVE ANY INCREASE IN THE COMPLETION TIME; THAT IT IS SUBJECT TO ALL CONTRACT SPECIFICATIONS, AND THAT IT IS WITHOUT PREJUDICE TO ANY AND ALL RIGHTS OF THE OWNER UNDER THE CONTRACT BOND OR BONDS. THE CONTRACTOR SUBMITTING CHANGES OR MODIFICATIONS FOR REVIEW SHALL ASSUME ALL RESPONSIBILITY IN CONNECTION WITH THE ENGAGEMENT IF THE WORK IN QUESTION WITH THAT OF THE CONTRACTOR OR SUBCONTRACTORS AND SHALL REIMBURSE THEM FOR THE COST OF ANY CHANGE TO THEIR WORK WHICH MAY ARISE THEREFROM.

THE REVIEW OF DRAWINGS, SCHEDULES, OR DATA WILL BE GENERAL AND WILL NOT RELIEVE THE CONTRACTOR FROM THE RESPONSIBILITY FOR ERRORS IN DIMENSIONS OR ERROR OF ANY OTHER SORT WITHIN SHOP DRAWINGS OR SCHEDULES. THE CONTRACTOR SHALL TAKE ACTUAL FIELD MEASUREMENTS WHERE POSSIBLE BEFORE SUBMITTING SHOP DRAWINGS FOR REVIEW. IT SHALL BE THE RESPONSIBILITY OF THE CONTRACTOR TO SUBMIT SHOP DRAWINGS SUFFICIENTLY IN ADVANCE OF SHOP OR FIELD REQUIREMENTS TO INSURE THE ENGINEERS AMPLE TIME TO CHECK THE DRAWINGS, INCLUDING TIME FOR CORRECTING, RESUBMISSION, AND CHECK RECHECK IF NECESSARY, SO AS TO NOT DELAY THE PROGRESS OF THE PROJECT. NO CLAIM FOR TIME EXTENSION WILL BE GRANTED TO THE CONTRACTOR OR HIS SUBCONTRACTORS' VENDORS FAILURE TO DELIVER PRODUCTS OR SERVICES ON TIME.

THE CONTRACTOR SHALL MAINTAIN ONE MASTER DRAWING SET, ON THE JOB SITE, TAGGED "CONTRACT RECORD DRAWINGS". THE CONTRACTOR SHALL PERFORM A DAILY REVIEW OF THE DRAWINGS AND MARK FIELD REQUIRED CHANGES OR REVISIONS IN RED, INITIAL, AND DATE THE CHANGES. FINAL PAYMENT TO THE CONTRACTOR WILL NOT BE MADE OF ANY RETAINMENT, UNTIL THE OWNER RECEIVES AND APPROVES THE FIELD RECORD DRAWING SET. THE CONTRACTOR SHALL HAVE THE RESPONSIBILITY TO ACCURATELY RECORD DEVIATIONS FROM THE DRAWINGS DUE TO FIELD CONDITIONS, AND CLIENT APPROVED DEVIATIONS FROM THE DRAWINGS.

PRIOR TO SUBMITTAL OR PROPOSAL, THE CONTRACTOR SHALL HAVE FULFILLED THE FOLLOWING REQUIREMENTS:

- THE CONTRACTOR AND BIDDERS SHALL CAREFULLY EXAMINE THE WORK SITE AND THE ADJACENT PREMISES, AND EACH CONTRACTOR SHALL CONDUCT NECESSARY EXAMINATIONS TO THOROUGHLY ACQUAINT HIMSELF WITH THE FACILITIES, LOCATION OF EQUIPMENT AND FOR THE RECEIVING AND STORAGE OF MATERIALS. THE OWNER SHALL DESIGNATE A SECURE SITE WITHIN THE FACILITY FOR THE CONTRACTORS TOOLS AND MATERIALS.
- EACH CONTRACTOR SHALL ACCOUNT AND COORDINATE HIMSELF WITH THE UTILITY COMPANY, THE LOCATION OF THE SERVICES, UTILITIES, STRUCTURES, ETC. WHICH MAY BE ENCOUNTERED OR BE AFFECTED BY HIS WORK, AND SHALL BE RESPONSIBLE FOR ANY DAMAGE CAUSED BY NEGLIGENCE TO PROVIDE PROPER PRECAUTIONS OR PROTECTIONS. THE OWNER SHALL NOT BE HELD RESPONSIBLE OR LIABLE FOR DAMAGES, REPAIRS, ETC.

THE CONTRACTOR AGREES TO INDEMNIFY AND SAVE HARMLESS TO THE OWNER, THE ENGINEER, THEIR AGENT AND EMPLOYEES, FROM AND AGAINST ALL LOSSES OR EXPENSES NOT OTHERWISE INSURED AGAINST (INCLUDING COSTS AND ATTORNEY'S FEES) BY REASON OF LIABILITY IMPOSED BY LAW UPON THE OWNER OR ENGINEER IN CONNECTION WITH THE CONTRACT WORK FOR DAMAGE BECAUSE OF BODILY INJURY, INCLUDING DEATH AT ANY TIME RESULTING THEREFROM, SUSTAINED BY ANY PERSON OR PERSONS OR ON ACCOUNT TO DAMAGE OF PROPERTY, INCLUDING LOSS OF USE THEREOF. WEATHER SAID LIABILITY IS CAUSED BY OR CONTRIBUTED TO (1) BY SAID OWNER, ENGINEER, THEIR AGENT OR EMPLOYEES, (2) BY SAID CONTRACTOR OR A SUBCONTRACTOR OR THEIR AGENT OR EMPLOYEES OR (3) BY OTHERS. THIS INDEMNITY AGREEMENT SHALL IMPOSE LIABILITY ON CONTRACTOR ONLY TO THE EXTENT PERMITTED BY THE LAW OF THE STATE GOVERNING PERFORMANCE THEREOF, AND ANY PROVISION HEREOF NOT PERMITTED BY SUCH LAWS IS EXPRESSLY DELETED FROM SAID CONTRACT.

THE CONTRACTOR SHALL FURNISH AND INSTALL CIRCUIT BREAKER PANEL BOARDS AS INDICATED ON THE DRAWINGS. ALL PANEL BOARDS MUST MEET THE REQUIREMENTS OF THE LATEST NATIONAL ELECTRICAL CODE AND APPLICABLE UL AND NEMA STANDARDS. PANEL BOARDS SHALL BE OF DEAD FRONT CONSTRUCTION EQUIPPED WITH THERMAL MAGNETIC MOLDED CASE CIRCUIT BREAKERS OF A FRAME SIZE AND TRIP RATING AS SHOWN ON THE DRAWINGS. PANEL BOARDS SHALL BE RATED FOR 600V.

CIRCUIT BREAKER SIZES AND QUANTITIES ARE FOR THE CONVENIENCE OF THE BIDDERS ONLY. THE E.C. (ELECTRICAL CONTRACTOR) SHALL BE RESPONSIBLE FOR VERIFYING AND SUPPLYING ALL REQUIRED BRANCH CIRCUITS.

BRANCH CIRCUIT BREAKERS OF 2-POLE AND 3-POLE CONFIGURATION SHALL HAVE A COMMON TRIP.

E.C. SHALL REFER TO ALL MECHANICAL, PLUMBING AND ARCHITECTURAL DRAWINGS FOR EXACT LOCATIONS AND CHARACTERISTICS OF ALL EQUIPMENT. ANY MODIFICATION AND/OR ADDITIONAL WORK NECESSARY SHALL BE INCLUDED IN THE BASE BID.

E.C. SHALL CHECK ROTATION OF ALL THREE PHASE MOTORS AND CORRECT THE ROTATION IF REVERSED.

ALL TEMPERATURE CONTROL AND INTERLOCKING WIRING SHALL BE BY HVAC CONTRACTOR UNO. THE E.C. SHALL FURNISH AND INSTALL FLUSH JUNCTION BOXES AND CONDUIT RACEWAY FROM THEREIN TO ITS RESPECTIVE UNITS. THE CONTRACTOR, BY HVAC CONTRACTOR, VERIFY THAT ADDITIONAL CONDUITS FURNISHED BY E.C. REQUIRED FOR INTERLOCK WIRING SHALL BE FURNISHED BY THE HVAC CONTRACTOR.

E.C. SHALL PROVIDE LOCAL OR REMOTE DISCONNECTING MEANS FOR ALL ELECTRIC HEATING ELEMENT IF REQUIRED BY LOCAL CODES.

E.C. SHALL WIRE AND INSTALL MAGNETIC MOTOR STARTER AND SHALL COORDINATE WITH OTHER CONTRACTORS SO THAT STARTERS ARE FURNISHED WITH HAND-OFF-AUTO SELECTOR SWITCHES AND WITH A RED "RUNNING" PILOT LIGHT. THE STARTER SHALL BE AN ENGRAVED PLASTIC NAMEPLATE INDICATING THE EQUIPMENT SERVED ON THE COVER. THIS COST SHALL BE INCLUDED IN THE BASE BID.

E.C. SHALL COORDINATE WITH OTHER TRADES TO INSTALL DUCT SMOKE DETECTORS IN THE RETURN AND/OR SUPPLY AIR PLENUM WITH A FAN SHUTDOWN RELAY FOR EACH AIR SUPPLY AND ROOF TOP UNIT GREATER THAN 2,000 CFM. PROVIDE FAN SHUTDOWN RELAYS AS REQUIRED. VERIFY THE EXACT REQUIREMENT WITH THE MECHANICAL CONTRACTOR PRIOR TO INSTALLATION.

ELECTRICAL METALLIC TUBING (EMT) SHALL BE USED FOR ALL WALL OUTLETS & TELEPHONE OUTLETS RUNNING IN PARTITIONS, BELOW RAISED FLOORS OR ABOVE THE CEILING. EMT FITTINGS SHALL BE OF THE STEEL COMPRESSION TYPE. CONDUITS LARGER THAN 2 INCH IN DIAMETER OR CONDUIT OF ANY SIZE ROUTED OUTDOORS SHALL BE GALVANIZED RIGID CONDUIT (GRC).

FLEXIBLE HARD CONDUIT CONNECTIONS TO CONCEALED LIGHTING FIXTURES SHALL BE MADE WITH FLEXIBLE STEEL CONDUIT, 1/2 INCH DIAMETER MINIMUM, APPROVED FOR PLENUM CONDITIONS PER LOCAL CODE WITH A MAXIMUM OF 6 FT. IN LENGTH.

WIRE #8 AWG AND SMALLER FOR USE IN INTERIOR DRY LOCATIONS SHALL BE TYPE THWN OR THHN THERMOPLASTIC 600 VOLT INSULATED COPPER CONDUCTORS. FEEDERS AND POWER WIRING #6 AWG OR LARGER SHALL BE OF TYPE THW 600 VOLT INSULATED COPPER. WIRE WHICH IS INSTALLED IN RACEWAY IN MOST OR DAMP LOCATIONS SHALL BE THW, 600 VOLT INSULATED COPPER CONDUCTORS. NO WIRE SMALLER THAN #12 AWG SHALL BE USED FOR LIGHT OR POWER WIRING. WIRE #10 AWG AND SMALLER SHALL BE SOLID. WIRE #8 AWG AND LARGER SHALL BE STRANDED, ALL WIRE AND CABLES SHALL BE COPPER.

THE CONTRACTOR SHALL VERIFY THE CEILING CONSTRUCTION TYPE BEFORE ORDERING LIGHTING FIXTURES WITH ARCHITECTURAL DETAILS TO CONFIRM PROPER MOUNTING.

E.C. SHALL PROVIDE ALL SPECIAL OUTLET BOXES THAT MAY BE REQUIRED TO ENCLOSE RECEPTABLES.

IN SUSPENDED CEILINGS, SUPPORT CONDUIT AND JUNCTION BOXES DIRECTLY FROM THE STRUCTURAL SLAB, DECK, OR FRAMING PROVIDED FOR THAT PURPOSE. LIGHTING BRANCH CIRCUIT CONDUITS SHALL NOT BE CLIPPED TO THE CEILING SUPPORT WIRES UNLESS THE CEILING SYSTEM HAS BEEN SPECIFICALLY DESIGNED FOR THAT PURPOSE AND APPROVAL GRANTED BY THE OWNER AND ARCHITECT.

WHERE FLOOR FITTINGS REQUIRE PENETRATION OF THE FLOOR SLAB, THERE SHALL BE A STANDARD DEVICE LISTED BY UL FOR THAT PURPOSE AND HAVE A UL FIRE RATING EQUAL TO THE FLOOR RATING. ALL CORE SIZES AND LOCATIONS SHALL BE SUBMITTED TO THE OWNER FOR APPROVAL AND SUBMISSION TO THE STRUCTURAL ENGINEER PRIOR TO CORING.

THE E.C. SHALL PROVIDE 3M FIRESEAL SYSTEMS FOR ALL CORED AND RACEWAY PENETRATIONS IN FIRE RATED WALLS AND FLOORS USE "CP-25" CALK OR "303" PUTTY OR "FLAMESEAL" PUTTY PER THE MANUFACTURER'S INSTRUCTIONS TO MAINTAIN EXISTING OR NEW WALL FIRE RATINGS. VERIFY FIRE RATING CONDITIONS AND LOCATIONS PRIOR TO BIDDING. ALL OPEN CONDUIT SLEEVE PENETRATIONS SHALL BE FIRE SEALED INSIDE BY E.C. AFTER CABLE(S) ARE COMPLETELY INSTALLED. SEALING METHODS SHALL BE PROVIDED BY E.C. SUBJECT TO APPROVAL OF CABLE SUPPLIER.

NUMBERED CIRCUITS SHOWN ON PLAN ARE FOR THE CONVENIENCE OF THE DESIGN. THE ACTUAL FIELD CONDITIONS WILL AFFECT THE CIRCUITRY. CONTRACTOR TO INDICATE THE ACTUAL CIRCUIT NUMBERS IN THE AS-BUILT DRAWINGS.

BUILDING STANDARDS:


- ALL NEW CONDUIT RACEWAYS AND BOXES FOR ALL SYSTEMS SHALL BE INSTALLED WHERE REQUIRED.
- NEW CONDUIT RUNS OR PULLBOXES SHALL NOT BLOCK OR PREVENT FULL COMPLETE ACCESS AND/OR OPERATION OF NEW OR EXISTING HVAC EQUIPMENT, ACCESS DOORS, PIPING VALVES, JUNCTION BOXES, FAN POWER/VAV BOXES, MAIN RETURN AIR DUCTS, PULLBOXES, CLEANOUTS, ETC.
- NEW CONDUIT AND PULLBOXES TO BE INSTALLED BELOW NEW DUCTWORK SHALL BE MOUNTED TIGHT UP TO THE BOTTOM OF DUCT WITH 90 DEGREE BENDS UP THE SIDEWALL OF THE DUCT. SUPPORTS SHALL NOT PENETRATE DUCTWORKS AND SHALL BE INDEPENDENT OF DUCTWORK SUPPORTS. DIRECT CONTACT OF CONDUIT RACEWAY SYSTEMS WITH DUCTWORK OR PIPING SHALL BE PROVIDED WITH VIBRATION SEPARATION METHOD APPROVED BY THE ENGINEER.
- THE GENERAL CONTRACTOR AND SUBCONTRACTORS SHALL BE HELD TO HAVE EXAMINED THE CONSTRUCTION SITE WITH RESPECT TO CONSTRUCTION DRAWINGS, ACTUAL FIELD CONDITIONS, DOOR FRAME HEIGHTS, PIPING OBSTRUCTIONS, DUCTWORK HEIGHTS AND LEVELS, FLOOR LEVELS, CEILING HEIGHTS, ETC. PRIOR TO FINAL BIDS.

ALL HANGER AND/OR ROD SUPPORT SYSTEMS SHALL BE APPLICABLE TO THE BOTTOM RIB OF THE DECK, WHERE APPLICABLE.

CONTRACTOR SHALL PROVIDE ALL NECESSARY PROPERLY SIZED WALL OR MILLWORK MOUNTED BOXES, RINGS, SUPPORTS AND DEVICES AS REQUIRED VIA COORDINATION WITH ARCHITECTURAL WALL SECTIONS, AND MILLWORK DETAILS. ADDITIONALLY THEY SHALL PROVIDE A WRITTEN GUARANTEE THAT THE ELECTRICAL INSTALLATION IS FREE FROM MECHANICAL AND ELECTRICAL DEFECTS. CONTRACTOR AT HIS/HER EXPENSE SHALL REPLACE AND/OR REPAIR TO THE SATISFACTION OF THE TENANT AND/OR MANUFACTURER INSTALLATION INSTRUCTIONS ANY PARTS OF THE INSTALLATION WHICH MAY FAIL WITHIN A PERIOD OF 12 MONTHS FROM CONSTRUCTION ACCEPTANCE IN ACCORDANCE WITH THE CONTRACT DOCUMENTS, PROVIDED THAT SUCH FAILURE IS DUE TO DEFECTS IN MATERIAL, WORKMANSHIP OR FAILURE TO FOLLOW THE SPECIFICATIONS AND DRAWINGS.

APEX CONSULTING, INC.

ENGINEERING & CONSTRUCTION SERVICES
 9888 Blossmont Street, Suite 415 Box 113 779-5700
 Houston, Texas 77036 Email: info@apexengr.com
 TX FIRM NO. 2645 Web: www.apexengr.com



2/21/2022

FORT BEND COUNTY FAIRGROUNDS
 CANOPY ADDITION
 ROSENBERG, TX

MARK	DATE	DESCRIPTION
0	2/20/22	ISSUED FOR PERMIT

PROJECT NO.	
CAD/DRAWING FILE	
DRAWN BY:	GL
CHECKED BY:	GM

SCALE	
SHEET TITLE	E.T.S
ELECTRICAL SPECIFICATION	

E2.00

CERTIFICATE OF INTERESTED PARTIES

FORM 1295

1 of 1

Complete Nos. 1 - 4 and 6 if there are interested parties.
 Complete Nos. 1, 2, 3, 5, and 6 if there are no interested parties.

**OFFICE USE ONLY
 CERTIFICATION OF FILING**

Certificate Number:
 2022-920150

Date Filed:
 08/09/2022

Date Acknowledged:
 08/23/2022

1 Name of business entity filing form, and the city, state and country of the business entity's place of business.
 B.L.S. Construction, Inc.
 El Campo, TX United States

2 Name of governmental entity or state agency that is a party to the contract for which the form is being filed.
 Fort Bend County

3 Provide the identification number used by the governmental entity or state agency to track or identify the contract, and provide a description of the services, goods, or other property to be provided under the contract.
 RFP 22-070
 Fairgrounds Arena Canopy

4	Name of Interested Party	City, State, Country (place of business)	Nature of interest (check applicable)	
			Controlling	Intermediary

5 Check only if there is NO Interested Party.

6 UNSWORN DECLARATION

My name is _____, and my date of birth is _____.

My address is _____, _____, _____, _____, _____.
(street) (city) (state) (zip code) (country)

I declare under penalty of perjury that the foregoing is true and correct.

Executed in _____ County, State of _____, on the _____ day of _____, 20____.
(month) (year)

 Signature of authorized agent of contracting business entity
 (Declarant)