

STATE OF TEXAS                   §  
   §  
 COUNTY OF FORT BEND           §

**FIFTH AMENDMENT TO AGREEMENT FOR  
 TRANSIT OPERATIONS AND SERVICES BETWEEN FORT BEND  
 COUNTY AND FIRST TRANSIT, INC. PURSUANT TO RFP 18-057**

**THIS FIFTH AMENDMENT**, is made and entered into by and between Fort Bend County (hereinafter “County”), a body corporate and politic under the laws of the State of Texas, and First Transit, Inc., (hereinafter “Contractor”), a company authorized to conduct business in the State of Texas.

WHEREAS, the parties executed and accepted that certain Agreement for Transit Operations and Services on March 26, 2019 pursuant to RFP 18-057, (hereinafter “Agreement”), as amended by documents executed on July 7, 2020 (hereinafter “Amendment”), July 28, 2020 (hereinafter “Second Amendment”), September 22, 2020 (hereinafter “Third Amendment”) and January 5, 2021 (hereinafter “Fourth Amendment”); and

WHEREAS, the parties would like to make the following changes to the Agreement;

**NOW, THEREFORE**, the parties do mutually agree as follows:


1. The Pricing Sheet attached as Exhibit C to the Original Agreement shall be replaced with the attached Revised-Pricing Sheet attached hereto as Exhibit “A” with prices to be in effect starting April 1, 2022. It is understood that the Contractor will not provide additional new spares under this agreement.

Except as provided herein, all terms and conditions of the Agreement and any subsequently executed amendment shall remain unchanged.

IN WITNESS WHEREOF, the parties hereto have signed or have caused their respective names to be signed to multiple counterparts to be effective on the date signed by the final party.

*{Execution Page Follows}*

FORT BEND COUNTY

  
County Judge KP George

KP George

July 12, 2022  
Date

FIRST TRANSIT, INC



Authorized Agent - Bradley Thomas

CEO

Title


July 5, 2022  
Date



ATTEST:


  
Laura Richard, County Clerk

APPROVED:

  
Perri D'Armond, Director,  
Fort Bend County Public Transportation

**AUDITOR'S CERTIFICATE**

I hereby certify that funds are available in the amount of \$ 4,343,265.65  
to accomplish and pay the obligation of Fort Bend County under this contract.

  
Robert Ed Sturdivant, County Auditor

# EXHIBIT A

## Revised Pricing Sheet

# REVISED EXHIBIT C - AMENDMENT 5 - PRICING SHEET

Please complete all applicable unshaded cells. Use the Explanations and Assumptions column to detail or note any information you feel pertinent to your bid. You must also include the methodology used to arrive at your rates. Attach additional sheets as necessary. (NOTE: The gray shaded cells contain formulas that will automatically calculate.)	Before Facility Move-In	Before Facility Move-In	After Facility Move-In	In New Facility	Original Yr Four	In New Facility	In New Facility	In New Facility	4 FIRST TRANSIT SERVICE WORKERS	
	Yr One	Yr Two		Yr Three	Yr Four	Yr Four	Yr Four	Yr Five	Explanations and Assumptions	
	10/1/2018 - 9/30/2019	10/1/2019 - 9/30/2020		10/1/2020 - 9/30/2021	10/1/2021-9/30/2022	10/1/2021 - 3/31/2022	4/1/2022 - 9/30/2022	10/1/2022 - 9/30/2023		
<b>Line</b>	<b>OPERATIONS LABOR</b>									
1	(61) Vehicle Operators (\$14.50 per hour)	\$ 1,845,338.93	\$ 1,887,184.23	\$ 1,887,184.23	\$ 1,931,590.05	\$ 1,977,691.78	\$ 973,617.67	\$ 914,142.46	\$ 1,800,911.06	Starting wage was \$14.50 until 3/31/2022/ \$15.30/hour beginning 4/1/2022 for 53 Drivers
2	(2) Safety and Training	\$ 185,319.95	\$ 197,068.24	\$ 197,068.24	\$ 199,558.60	\$ 201,540.95	\$ 99,218.61	\$ 55,674.03	\$ 109,680.91	C. Smith, L. Greenwood
	(1) Field Supervision	\$ 65,000.00	\$ 66,625.00	\$ 66,625.00	\$ 68,290.63	\$ 69,997.89	\$ 34,459.96	\$ 19,859.75	\$ 39,124.80	J. Valdez
4	(4) Dispatchers	\$ 135,559.10	\$ 137,999.16	\$ 137,999.16	\$ 140,483.14	\$ 143,011.84	\$ 70,404.73	\$ 72,496.09	\$ 142,821.29	A. Campbell, M. Armstead, T. McGee, L. Byrd (Payroll Clerk)
5	(1) General Manager	\$ 108,521.88	\$ 110,692.31	\$ 110,692.31	\$ 112,906.16	\$ 120,000.00	\$ 59,076.00	\$ 60,912.00	\$ 120,900.00	Julia Saldana
6	(1) Operations Manager	\$ 56,844.79	\$ 57,981.69	\$ 57,981.69	\$ 59,141.32	\$ 60,000.00	\$ 29,538.00	\$ 30,456.00	\$ 60,450.00	Yolanda Verdine
7	(1) Scheduler	\$ -	\$ -	\$ -	\$ -	\$ -	\$ -	\$ -	\$ -	Not Part of Total. Year One Estimate: \$70,740.14
8	(4.5) Reservationist	\$ -	\$ -	\$ -	\$ -	\$ -	\$ -	\$ -	\$ -	Not Part of Total. Year One Estimate: \$260,212.21
9	Payroll Taxes	\$ 212,885.54	\$ 218,631.51	\$ 218,631.51	\$ 223,930.57	\$ 229,394.22	\$ 112,930.77	\$ 110,797.83	\$ 218,277.83	
10	Worker's Compensation	\$ 100,352.92	\$ 105,447.51	\$ 105,447.51	\$ 110,386.86	\$ 115,580.19	\$ 56,900.13	\$ 58,266.73	\$ 114,788.66	
	<b>Subtotal: Operations Labor</b>	\$ 2,709,823.10	\$ 2,781,629.64	\$ 2,781,629.64	\$ 2,846,287.33	\$ 2,917,216.87	\$ 1,436,145.87	\$ 1,322,604.87	\$ 2,606,954.56	
<b>Line</b>	<b>MAINTENANCE LABOR</b>									
11	(5) Mechanics (Techs)	\$ 258,669.81	\$ 263,325.87	\$ 263,325.87	\$ 268,065.74	\$ 272,890.92	\$ 134,344.20	\$ 175,262.84	\$ 345,277.47	M. Castillo, W. Youngblood, J. Coello-Cruz, I.Vasquez, J. Cole,
12	(2) Supervisors/Foreman	\$ 150,138.17	\$ 153,016.36	\$ 153,016.36	\$ 155,949.87	\$ 158,939.76	\$ 78,246.05	\$ 47,049.44	\$ 92,690.00	Kenneth Kerbaugh
13	(4) Maintenance Clerk (Service Workers)	\$ 62,231.77	\$ 63,351.94	\$ 103,856.54	\$ 106,519.53	\$ 108,436.88	\$ 53,383.48	\$ 51,304.35	\$ 101,072.40	B. Phillipp, C. Castillo, C. Gonzales, J. Lozano Incr to \$14.50
14	Payroll Taxes	\$ 43,733.01	\$ 44,588.05	\$ 44,588.05	\$ 50,960.47	\$ 51,986.60	\$ 25,593.00	\$ 24,058.90	\$ 47,397.35	Year 2 - After Facility Move-In: (4) Full-Time and (0) Part-Time Parts Clerk,
15	Worker's Compensation	\$ 16,352.32	\$ 16,986.76	\$ 16,986.76	\$ 17,645.83	\$ 18,330.49	\$ 9,024.10	\$ 3,820.82	\$ 7,527.23	
	<b>Subtotal: Maintenance Labor</b>	\$ 531,125.07	\$ 541,268.98	\$ 581,773.58	\$ 599,141.43	\$ 610,584.65	\$ 300,590.82	\$ 301,496.35	\$ 593,964.45	
<b>Line</b>	<b>MAINTENANCE</b>									
16	Vehicle Parts	\$ 363,541.23	\$ 424,594.84	\$ 424,594.84	\$ 422,773.84	\$ 498,620.63	\$ 245,470.94	\$ 253,099.83	\$ 487,429.95	
17	Tires	\$ 41,827.64	\$ 41,864.13	\$ 41,864.13	\$ 41,855.59	\$ 41,844.61	\$ 20,600.10	\$ 21,240.32	\$ 49,670.04	
18	Fluids	\$ 16,731.06	\$ 16,745.65	\$ 16,745.65	\$ 16,742.24	\$ 16,737.84	\$ 8,240.04	\$ 8,496.13	\$ 18,912.30	
19	Shop Supplies	\$ 3,500.00	\$ 3,587.50	\$ 3,587.50	\$ 3,677.19	\$ 3,769.12	\$ 1,855.54	\$ 1,913.21	\$ 3,796.21	
20	Tools and Equipment	\$ 24,395.76	\$ 20,526.94	\$ 20,526.94	\$ 14,686.72	\$ 2,609.75	\$ 1,284.78	\$ 1,324.71	\$ 15,460.00	
21	Fleet License/Inspection	\$ 10,000.00	\$ 10,250.00	\$ 10,250.00	\$ 10,506.25	\$ 10,768.91	\$ 5,301.53	\$ 5,466.30	\$ 10,850.00	
	<b>Subtotal: Maintenance</b>	\$ 459,995.69	\$ 517,569.06	\$ 517,569.06	\$ 510,241.83	\$ 574,350.86	\$ 282,752.93	\$ 291,540.50	\$ 586,118.50	
<b>Line</b>	<b>OTHER OVERHEAD</b>									
22	Uniforms	\$ 10,100.00	\$ 10,352.50	\$ 20,346.25	\$ 21,275.16	\$ 21,807.04	\$ 10,735.60	\$ 11,069.25	\$ 22,100.00	Year 2 - After Facility Move-In: Increase in Uniform Cost \$250/Employee up to 70 Employees, also includes \$3,690 of technicians uniforms, \$400 per maint. Ee per year.
23	Recruiting	\$ 2,160.00	\$ 2,214.00	\$ 2,214.00	\$ 2,269.35	\$ 2,326.08	\$ 1,145.13	\$ 1,180.72	\$ 2,077.50	
24	Background/Driving Records	\$ 8,160.00	\$ 9,235.25	\$ 9,235.25	\$ 9,287.53	\$ 9,336.64	\$ 4,596.43	\$ 4,739.28	\$ 9,600.00	
25	Training	\$ 22,750.00	\$ 23,318.75	\$ 23,318.75	\$ 23,901.72	\$ 24,499.26	\$ 12,060.99	\$ 12,435.83	\$ 23,616.05	
26	Drug Testing	\$ 22,968.00	\$ 25,653.70	\$ 25,653.70	\$ 25,862.19	\$ 26,065.06	\$ 12,831.83	\$ 13,230.62	\$ 21,334.00	
	<b>Subtotal: Other Overhead</b>	\$ 66,138.00	\$ 70,774.20	\$ 80,767.95	\$ 82,595.94	\$ 84,034.08	\$ 41,369.98	\$ 42,655.70	\$ 78,727.55	
<b>Line</b>	<b>ADMINISTRATION</b>									
27	(2) General & Administrative Staff	\$ 101,634.10	\$ 103,594.60	\$ 103,594.60	\$ 105,593.00	\$ 107,630.06	\$ 52,986.28	\$ 72,854.59	\$ 143,527.55	AGM Paula Cooper; Trip Editor K. Gwynne
28	Payroll Taxes	\$ 8,907.19	\$ 9,078.29	\$ 9,078.29	\$ 9,252.72	\$ 9,430.54	\$ 4,642.65	\$ 5,939.21	\$ 11,700.57	
29	Worker's Compensation	\$ 2,032.68	\$ 2,113.33	\$ 2,113.33	\$ 2,197.18	\$ 2,284.36	\$ 1,124.59	\$ 1,187.54	\$ 2,339.52	
30	Other Benefits	\$ 334,266.18	\$ 352,541.29	\$ 352,541.29	\$ 372,316.81	\$ 392,529.99	\$ 193,242.52	\$ 221,442.55	\$ 436,254.04	Includes health benefits, life insurance, and paid-time-off for all employees
31	Administrative Materials/Supplies Sumation of items below.	\$ 690,381.50	\$ 647,933.84	\$ 567,095.17	\$ 592,751.55	\$ 566,681.80	\$ 278,977.45	\$ 287,647.68	\$ 509,860.49	
31a	Non-Revenue Vehicles	\$ 16,356.60	\$ 16,751.68	\$ 16,751.68	\$ 17,170.38	\$ 17,561.33	\$ 8,645.44	\$ 8,914.13	\$ 18,201.00	
31b	Property Taxes	\$ 20,000.00	\$ 20,500.00	\$ 20,500.00	\$ 21,012.50	\$ 21,537.81	\$ 10,603.07	\$ 10,932.59	\$ 22,076.26	Personal property tax for revenue and non-revenue vehicles
31c	Tolls	\$ 2,400.00	\$ 2,460.00	\$ 2,460.00	\$ 2,521.50	\$ 2,584.54	\$ 1,272.37	\$ 1,311.91	\$ 2,649.15	First Transit Vehicles: Demand response use of tollways
31d	Office Equipment & Supplies	\$ 18,864.00	\$ 19,225.85	\$ 19,225.85	\$ 19,596.75	\$ 20,314.46	\$ 10,000.81	\$ 10,311.62	\$ 20,704.14	
31e	Maintenance Facility Rent, All Utilities, & Maintenance	\$ 79,680.00	\$ 81,672.00	\$ -	\$ -	\$ -	\$ -	\$ -	\$ -	To remove the Facility expenses After Facility Move In (Years 2- 5) First Transit assumes all utilities, building maintenance and janitorial services will be provided by Fort Bend at no cost to First Transit.
31f	Telephone	\$ 39,000.00	\$ 39,975.00	\$ 39,975.00	\$ 40,974.38	\$ 41,998.73	\$ 20,675.98	\$ 21,318.56	\$ 43,048.70	Cellular costs for Sprint-Nextel two way radio
31g	Outside Services	\$ 8,748.00	\$ 8,966.70	\$ 8,966.70	\$ 9,190.87	\$ 9,420.64	\$ 4,637.78	\$ 4,781.92	\$ 9,656.16	Payroll services and environmental support for maintenance functions
31h	Corporate Overhead	\$ 197,757.13	\$ 205,704.28	\$ 205,704.28	\$ 211,431.99	\$ 218,935.55	\$ 107,781.97	\$ 111,131.68	\$ 227,935.88	
31i	Profit	\$ 249,764.92	\$ 193,551.18	\$ 193,551.18	\$ 209,376.83	\$ 171,469.44	\$ 84,414.41	\$ 87,037.89	\$ 101,312.39	Assumption this needs to be updated accordingly.
31j	Drivecam	\$ 31,584.00	\$ 32,373.60	\$ 32,373.60	\$ 33,182.94	\$ 34,012.51	\$ 16,744.36	\$ 17,264.75	\$ 34,862.83	Basic Package
31k	GeoTab	\$ 9,408.00	\$ 9,643.20	\$ 9,643.20	\$ 9,884.28	\$ 10,131.39	\$ 4,987.68	\$ 5,142.69	\$ 10,384.67	Basic Package
31l	Moving Expenses			\$ 833.33	\$ 1,000.00	\$ 1,000.00	\$ 492.30	\$ 507.60	\$ 1,000.00	To reduce the moving expenses in years 3-5 First Transit assumes the following: Office furnishings for the First Transit employees will be provided by Fort Bend including all Manager, Maint, Dispatch, reservations and scheduling staff at no cost to First Transit. All computers provided to Managers, Dispatchers, schedulers, maintenance and safety will be provided by Fort Bend County at no cost to First Transit. First transit will only need to move current personal effects, file cabinets and files to the new facility.
31m	Taxi Back-Up (\$.05/hour)	\$ 5,158.85	\$ 5,158.85	\$ 5,158.85	\$ 5,158.85	\$ 5,158.85	\$ 2,539.70	\$ 2,618.63	\$ 5,158.85	\$.05/hour drives \$5158/year to be used for taxi back-up services.
31n	Misc. Other	\$ 11,660.00	\$ 11,951.50	\$ 11,951.50	\$ 12,250.29	\$ 12,556.54	\$ 6,181.58	\$ 6,373.70	\$ 12,870.46	Admin purchases sales tax, Admin equipment purchases, Administrative training (ASE test training), Printing of training materials
	<b>Subtotal: Administrative Costs</b>	\$ 1,137,221.65	\$ 1,115,261.36	\$ 1,034,422.69	\$ 1,082,111.26	\$ 1,078,556.75	\$ 530,973.49	\$ 589,071.57	\$ 1,103,682.16	

Please complete all applicable unshaded cells. Use the Explanations and Assumptions column to detail or note any information you feel pertinent to your bid. You must also include the methodology used to arrive at your rates. Attach additional sheets as necessary.  
 (NOTE: The gray shaded cells contain formulas that will automatically calculate.)

Line	Before Facility Move-In	Before Facility Move-In	After Facility Move-In	In New Facility	Original Yr Four	In New Facility		In New Facility	4 FIRST TRANSIT SERVICE WORKERS
	Yr One	Yr Two	Yr Three	Yr Four	Yr Four	Yr Four	Yr Five		
	10/1/2018 - 9/30/2019	10/1/2019 - 9/30/2020	10/1/2020 - 9/30/2021	10/1/2021-9/30/2022	10/1/2021 - 3/31/2022	4/1/2022 - 9/30/2022	10/1/2022 - 9/30/2023		

**INSURANCE**

32	Auto Insurance (Revenue Fleet Only)	\$ 172,433.92	\$ 176,035.58	\$ 176,035.58	\$ 179,519.79	\$ 183,062.26	\$ 90,121.55	\$ 375,260.95	\$ 739,284.77	
33	General Liability	\$ 9,075.47	\$ 9,265.03	\$ 9,265.03	\$ 9,448.41	\$ 9,634.86	\$ 4,743.24	\$ 14,877.03	\$ 29,308.57	
34	Performance Bond	\$ 4,125.00	\$ 4,228.13	\$ 4,228.13	\$ 4,333.83	\$ 4,442.17	\$ 2,186.88	\$ 2,254.85	\$ 6,384.13	
	<b>Subtotal: Insurance</b>	\$ 185,634.39	\$ 189,528.74	\$ 189,528.74	\$ 193,302.03	\$ 197,139.29	\$ 97,051.67	\$ 392,392.82	\$ 774,977.46	

**COST SUMMARY**

	<b>Subtotal: Operations Labor</b>	\$ 2,709,823.10	\$ 2,781,629.64	\$ 2,781,629.64	\$ 2,846,287.33	\$ 1,456,352.65	\$ 716,962.41	\$ 728,176.33	\$ 2,606,954.56	
	<b>Subtotal: Maintenance Labor</b>	\$ 531,125.07	\$ 541,268.98	\$ 581,773.58	\$ 599,141.43	\$ 610,584.65	\$ 300,590.82	\$ 305,292.32	\$ 593,964.45	
	<b>Subtotal: Maintenance</b>	\$ 459,995.69	\$ 517,569.06	\$ 517,569.06	\$ 510,241.83	\$ 574,350.86	\$ 282,752.93	\$ 287,175.43	\$ 586,118.50	
	<b>Subtotal: Other Overhead</b>	\$ 66,138.00	\$ 70,774.20	\$ 80,767.95	\$ 82,595.94	\$ 84,034.08	\$ 41,369.98	\$ 42,017.04	\$ 78,727.55	
	<b>Subtotal: Administrative Costs</b>	\$ 1,137,221.65	\$ 1,115,261.36	\$ 1,034,422.69	\$ 1,082,111.26	\$ 1,078,556.75	\$ 530,973.49	\$ 539,278.38	\$ 1,103,682.16	Taxi Cab Back Up Option Removed From this section
	<b>Subtotal: Insurance</b>	\$ 185,634.39	\$ 189,528.74	\$ 189,528.74	\$ 193,302.03	\$ 197,139.29	\$ 97,051.67	\$ 98,569.65	\$ 774,977.46	
	<b>TOTAL COSTS USING FBC OWNED VEHICLES</b>	\$ 5,089,937.89	\$ 5,216,031.98	\$ 5,185,691.66	\$ 5,313,679.81	\$ 4,001,018.29	\$ 1,969,701.30	\$ 2,000,509.14	\$ 5,744,424.67	
	<b>ADD: CONTRACTOR VEHICLE COSTS</b>	\$ 88,400.05	\$ 98,585.05	\$ 98,585.05	\$ 148,175.00	\$ 148,175.00	\$ 72,946.55	\$ 74,087.50	\$ 148,175.00	
	<b>TOTAL COSTS USING CONTRACTOR OWNED VEHICLES</b>	\$ 5,178,337.94	\$ 5,314,617.03	\$ 5,284,276.71	\$ 5,461,854.81	\$ 4,149,193.29	\$ 2,042,647.85	\$ 2,074,596.64	\$ 5,892,599.67	

**DEMAND RESPONSE/POINT DEVIATION (MINI-VAN OR 16 PASSENGER BUS)**

	<i>Est Service Hours: Demand Response/Point Deviation</i>	68696	68696	68696	68696	68696	33819	34348	68696	
	<i># of FBC Vehicles - Demand Response/Point Deviation</i>	24	24	24	24	24	24	24	24	estimation for reference only
	<i>Est Service Hours: County Vehicle</i>	87.20%	87.20%	87.20%	87.20%	87.20%	87.20%	87.20%	87.20%	estimation for reference only
	<i>Est Service Hours: Contractor Vehicle</i>	12.80%	12.80%	12.80%	12.80%	12.80%	12.80%	12.80%	12.80%	estimation for reference only
	<i># of Contractor Vehicles - Demand Response/Point Deviation</i>	1	1	1	1	1	1	1	1	
	<i>FBC Vehicle - Cost Per Service Hour</i>	\$ 49.03	\$ 50.32	\$ 51.08	\$ 52.34	\$ 53.75	\$ 53.75	\$ 56.87	\$ 56.87	Does not include Scheduler/Reservationist costs.
	<i>Contractor Vehicle - Cost Per Service Hour</i>	\$ 60.54	\$ 62.14	\$ 56.77	\$ 60.89	\$ 62.31	\$ 62.31	\$ 65.92	\$ 65.92	Does not include Scheduler/Reservationist costs.

**COMMUTER (32 or 42 PASSENGER BUS)**

	<i>Est Service Hours: Commuter</i>	34086	34086	34086	34086	34086	16781	17043	34086	
	<i># of FBC Vehicles - Commuter</i>	18	18	18	18	18	18	18	18	estimation for reference only
	<i>Est Service Hours: County Vehicle</i>	75.00%	75.00%	75.00%	75.00%	75.00%	75.00%	75.00%	75.00%	estimation for reference only
	<i>Est Service Hours: Contractor Vehicle</i>	25.00%	25.00%	25.00%	25.00%	25.00%	25.00%	25.00%	25.00%	estimation for reference only
	<i># of Contractor Vehicles - Commuter</i>	7	7	7	7	7	7	7	7	
	<i>FBC Vehicle - Cost Per Service Hour</i>	\$ 47.22	\$ 48.46	\$ 49.20	\$ 50.41	\$ 51.78	\$ 51.78	\$ 54.78	\$ 54.78	Does not include Scheduler/Reservationist costs.
	<i>Contractor Vehicle - Cost Per Service Hour</i>	\$ 58.73	\$ 60.28	\$ 54.89	\$ 58.97	\$ 60.33	\$ 60.33	\$ 63.83	\$ 63.83	Does not include Scheduler/Reservationist costs.

**CHARTER (NO MINIMUM SIZE-MAXIMUM BUS SIZE 42 PASSENGER)**

	<i>Est # of trips: Charter</i>	10	10	10	10	10	10	10	10	
	<i># of Contractor Vehicles - Charter</i>	2	2	2	2	2	2	2	2	
	<i>FBC Vehicle - Cost Per Service Hour (must be same rate as Commuter)</i>	\$ 47.22	\$ 48.46	\$ 49.20	\$ 50.41	\$ 51.78	\$ 51.78	\$ 54.78	\$ 54.78	Does not include Scheduler/Reservationist costs.
	<i>Contractor Vehicle - Cost Per Service Hour (must be same rate as Commuter)</i>	\$ 58.73	\$ 60.28	\$ 54.89	\$ 58.97	\$ 60.33	\$ 60.33	\$ 63.83	\$ 63.83	Does not include Scheduler/Reservationist costs.

**GUARANTEED RIDE HOME (MUST BE ADA ACCESSIBLE IF REQUESTED)**

	<i>Est # of trips: Guaranteed Ride Home</i>	48	48	48	48	48	48	48	48	
	<i>Flat Rate per Trip</i>	\$ 45.00	\$ 46.13	\$ 46.13	\$ 47.28	\$ 48.46	\$ 48.46	\$ 51.27	\$ 51.27	

# CERTIFICATE OF INTERESTED PARTIES

FORM 1295

1 of 1

Complete Nos. 1 - 4 and 6 if there are interested parties.  
Complete Nos. 1, 2, 3, 5, and 6 if there are no interested parties.

**OFFICE USE ONLY  
CERTIFICATION OF FILING**

**Certificate Number:**  
2022-902350

**Date Filed:**  
06/22/2022

**Date Acknowledged:**  
07/12/2022

**1 Name of business entity filing form, and the city, state and country of the business entity's place of business.**  
First Transit, Inc.  
Cincinnati, OH United States

**2 Name of governmental entity or state agency that is a party to the contract for which the form is being filed.**  
County of Fort Bend

**3 Provide the identification number used by the governmental entity or state agency to track or identify the contract, and provide a description of the services, goods, or other property to be provided under the contract.**  
RFP18-057 (Amended)  
Transportation

4	Name of Interested Party	City, State, Country (place of business)	Nature of interest (check applicable)	
			Controlling	Intermediary
	First Transit Bidco, Inc.	Cincinnati, OH United States	X	
	Thomas, Brad	Cincinnati, OH United States	X	
	Williams, Mark	Cincinnati, OH United States	X	
	Petrucci, Michael	Cincinnati, OH United States	X	
	McAndrew, Christa	Cincinnati, OH United States	X	

**5 Check only if there is NO Interested Party.**

**6 UNSWORN DECLARATION**

My name is \_\_\_\_\_, and my date of birth is \_\_\_\_\_.

My address is \_\_\_\_\_, \_\_\_\_\_, \_\_\_\_\_, \_\_\_\_\_, \_\_\_\_\_.  
(street) (city) (state) (zip code) (country)

I declare under penalty of perjury that the foregoing is true and correct.

Executed in \_\_\_\_\_ County, State of \_\_\_\_\_, on the \_\_\_\_\_ day of \_\_\_\_\_, 20\_\_\_\_.  
(month) (year)

\_\_\_\_\_  
Signature of authorized agent of contracting business entity  
(Declarant)