

Investment Report

Ft. Bend County

10/01/21 - 10/31/21

This report summarizes the investment position of Ft. Bend County for the period 10/01/21 to 10/31/21.

	09/30/21	10/31/21
Book Value	615,430,995.38	590,225,881.63
Market Value	615,430,995.38	590,225,881.63
Par Value	615,430,995.38	590,225,881.63
Change in Market Value		0.01
Weighted Average Maturity (in Days)	0	0
Weighted Average Yield-to-Maturity of Portfolio	0.0680%	0.0486%
Yield-to-Maturity of 90 Day T-Bill	0.0330%	0.0580%
Accrued Interest		0.00

This report is presented in accordance with the Texas Government Code Title 10 Section 2256.023. The below signed hereby certify that, to the best of their knowledge on the date this report was created, Ft. Bend County is in compliance with the provisions of Government Code 2256 and with the stated policies and strategies of Ft. Bend County.

Pamela Gubels

Director of Finance & Investments

2-21-22

Date

[Signature]

County Treasurer

2-23-22

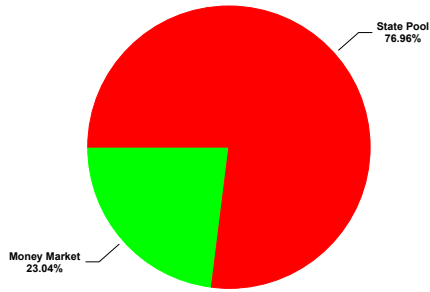
Date

Investment Report

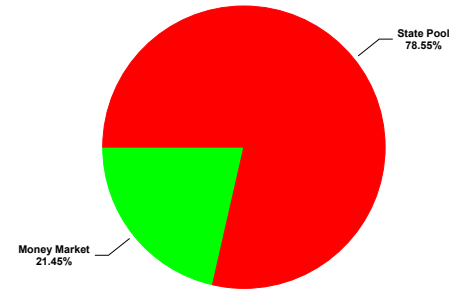
Ft. Bend County

10/01/21 - 10/31/21


Portfolio Composition - 09/30/21



Portfolio Composition - 10/31/21

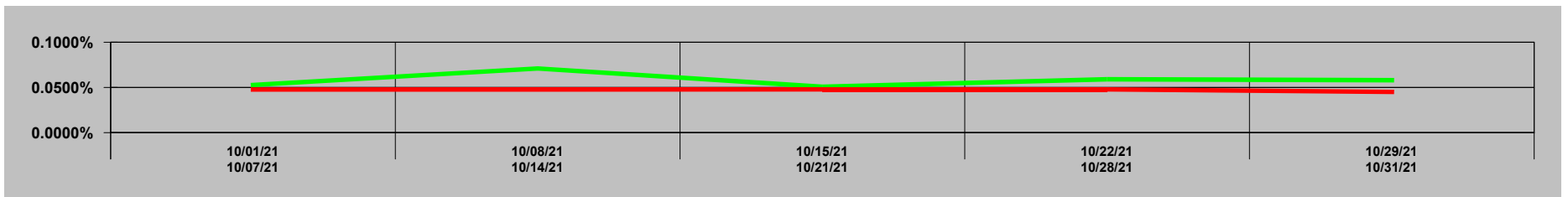


Maturity Aging - 09/30/21 vs 10/31/21



■ Previous Period ■ Current Period

Portfolio Performance - 10/01/21 to 10/31/21



— Portfolio — 90 Day T-Bill

GASB 31 Compliance

Ft. Bend County

Effective Interest - Actual Life

Receipts in Period

10/01/21 - 10/31/21

CUSIP	Invest Number	Security Description	Purchase Date	Sale Date	Valuation Method	Yield Earned	Price Source 10/01/21	Beginning Unit Price	Par Value On 10/01/21	Reported Value 10/01/21	Purchase Cost	Sales Proceeds	Ending Unit Price	Par Value On 10/31/21	Price Source 10/31/21	Reported Value 10/31/21	Change in Fair Value	Interest	Net Investment Income
MB02-MBIA General	AR-0015	State Pool	11/01/08	Open	Fair Value	0.0435	Manual	1.000000	61,054,188.06	61,054,188.06	0.00	9,997,828.31	1.000000	51,056,359.75	Manual	51,056,359.75	0.00	2,171.69	2,171.69
MB03-MBIA Road & Bridge	AR-0016	State Pool	11/01/08	Open	Fair Value	0.0429	Manual	1.000000	6,577,561.33	6,577,561.33	0.00	4,999,872.05	1.000000	1,577,689.28	Manual	1,577,689.28	0.00	127.95	127.95
MB04-MBIA Drainage	AR-0017	State Pool	11/01/08	Open	Fair Value	0.0435	Manual	1.000000	13,292,707.57	13,292,707.57	0.00	999,531.52	1.000000	12,293,176.05	Manual	12,293,176.05	0.00	468.48	468.48
MB06-MBIA Toll Rd. Operations	AR-0019	State Pool	11/01/08	Open	Fair Value	0.0436	Manual	1.000000	62,997,396.54	62,997,396.54	0.00	-4,002,364.66	1.000000	66,999,761.20	Manual	66,999,761.20	0.00	2,364.66	2,364.66
TT00-TX TERM General	AR-0022	State Pool	11/01/08	Open	Fair Value	0.0220	Manual	1.000000	1,071.86	1,071.86	0.00	-0.02	1.000000	1,071.88	Manual	1,071.88	0.00	0.02	0.02
TT02-TX TERM Toll Rd. Operation	AR-0024	State Pool	11/01/08	Open	Fair Value	0.0220	Manual	1.000000	1,070.64	1,070.64	0.00	-0.02	1.000000	1,070.66	Manual	1,070.66	0.00	0.02	0.02
TT04-TX TERM Road & Bridge	AR-0026	State Pool	11/01/08	Open	Fair Value	0.0220	Manual	1.000000	1,068.69	1,068.69	0.00	-0.02	1.000000	1,068.71	Manual	1,068.71	0.00	0.02	0.02
TT05-TX TERM Drainage	AR-0027	State Pool	11/01/08	Open	Fair Value	0.0664	Manual	1.000000	354.54	354.54	0.00	0.00	1.000000	354.55	Manual	354.55	0.01	0.01	0.02
LOG1-Logic- General	AR-0028	State Pool	11/10/08	Open	Fair Value	0.0359	Manual	1.000000	743,093.79	743,093.79	0.00	-22.67	1.000000	743,116.46	Manual	743,116.46	0.00	22.67	22.67
LOG2-Logic-Toll Rd.Operations	AR-0029	State Pool	11/10/08	Open	Fair Value	0.0359	Manual	1.000000	35,128,468.10	35,128,468.10	0.00	-1,071.60	1.000000	35,129,539.70	Manual	35,129,539.70	0.00	1,071.60	1,071.60
LOG5-Logic-Drainage	AR-0032	State Pool	11/10/08	Open	Fair Value	0.0359	Manual	1.000000	522,369.40	522,369.40	0.00	-15.94	1.000000	522,385.34	Manual	522,385.34	0.00	15.94	15.94
LOG8-Logic-Road & Bridge	AR-0035	State Pool	11/10/08	Open	Fair Value	0.0359	Manual	1.000000	2,523,832.08	2,523,832.08	0.00	-76.99	1.000000	2,523,909.07	Manual	2,523,909.07	0.00	76.99	76.99
MB12-MBIA ESD 100 AGREEMENT	AR-0041	State Pool	08/31/16	Open	Fair Value	0.0435	Manual	1.000000	3,990,831.51	3,990,831.51	0.00	-147.60	1.000000	3,990,979.11	Manual	3,990,979.11	0.00	147.60	147.60
MB13-MBIA ASSISTANCE DIST #1	AR-0042	State Pool	08/31/16	Open	Fair Value	0.0436	Manual	1.000000	4,000,228.02	4,000,228.02	0.00	-147.97	1.000000	4,000,375.99	Manual	4,000,375.99	0.00	147.97	147.97
MB14-MBIA GR PARKWAY OPERATIONS	AR-0043	State Pool	08/31/16	Open	Fair Value	0.0436	Manual	1.000000	39,913,750.04	39,913,750.04	0.00	-3,001,502.24	1.000000	42,915,252.28	Manual	42,915,252.28	0.00	1,502.24	1,502.24
MB17 - SR LIEN BOND 2016	AR-0046	State Pool	12/09/16	Open	Fair Value	0.0437	Manual	1.000000	4,020,285.71	4,020,285.71	0.00	-2,000,166.01	1.000000	6,020,451.72	Manual	6,020,451.72	0.00	166.01	166.01
LO10-LOGIC-COUNTY'S CARE ACT	AR-0047	State Pool	05/12/20	Open	Fair Value	0.0359	Manual	1.000000	15,001,441.83	15,001,441.83	0.00	-457.65	1.000000	15,001,899.48	Manual	15,001,899.48	0.00	457.65	457.65
MB18-MBIA COUNTY'S CARES ACT	AR-0048	State Pool	05/12/20	Open	Fair Value	0.0435	Manual	1.000000	75,008,524.46	75,008,524.46	0.00	4,997,290.29	1.000000	70,011,234.17	Manual	70,011,234.17	0.00	2,709.71	2,709.71
MB19-MBIA FBC ASSIST. DIST. #2	AR-0049	State Pool	05/13/20	Open	Fair Value	0.0436	Manual	1.000000	4,506,895.02	4,506,895.02	0.00	-166.71	1.000000	4,507,061.73	Manual	4,507,061.73	0.00	166.71	166.71
MB20- MBIA FBC ASSIST. DIST. #4	AR-0050	State Pool	05/13/20	Open	Fair Value	0.0436	Manual	1.000000	1,253,369.85	1,253,369.85	0.00	-46.36	1.000000	1,253,416.21	Manual	1,253,416.21	0.00	46.36	46.36
MB21-MBIA FBC ASSIST. DIST. #6	AR-0051	State Pool	05/13/20	Open	Fair Value	0.0435	Manual	1.000000	2,005,391.71	2,005,391.71	0.00	-74.14	1.000000	2,005,465.85	Manual	2,005,465.85	0.00	74.14	74.14
MB23-MBIA JUVENILE	AR-0053	State Pool	05/13/20	Open	Fair Value	0.0419	Manual	1.000000	4,516,185.23	4,516,185.23	0.00	4,516,185.23	0.000000	0.00	Manual	0.00	0.00	48.40	48.40
MB24-MBIA DEBT SERVICE	AR-0054	State Pool	05/13/20	Open	Fair Value	0.0437	Manual	1.000000	6,010,481.02	6,010,481.02	0.00	-2,500,243.93	1.000000	8,510,724.95	Manual	8,510,724.95	0.00	243.93	243.93
MB25-MBIA DRAINAGE DEBT SERVICE	AR-0055	State Pool	05/13/20	Open	Fair Value	0.0435	Manual	1.000000	2,502,866.38	2,502,866.38	0.00	-92.57	1.000000	2,502,958.95	Manual	2,502,958.95	0.00	92.57	92.57
MB26-FACILITIES BOND 2018	AR-0056	State Pool	05/13/20	Open	Fair Value	0.0435	Manual	1.000000	10,036,461.07	10,036,461.07	0.00	-371.19	1.000000	10,036,832.26	Manual	10,036,832.26	0.00	371.19	371.19
MB27-MBIA TX HERITAGE PARKWAY	AR-0057	State Pool	05/13/20	Open	Fair Value	0.0436	Manual	1.000000	5,008,691.55	5,008,691.55	0.00	-185.27	1.000000	5,008,876.82	Manual	5,008,876.82	0.00	185.27	185.27
Cadence-Money Market Accts	AR-0058	Money Market	01/31/21	Open	Fair Value	0.0635	Manual	1.000000	141,804,048.68	141,804,048.68	0.00	15,205,774.30	1.000000	126,598,274.38	Manual	126,598,274.38	0.00	7,624.71	7,624.71
MB28-MBIA GRAND PARKWAY 2021	AR-0059	State Pool	08/02/21	Open	Fair Value	0.0435	Manual	1.000000	32,002,195.66	32,002,195.66	0.00	-1,183.65	1.000000	32,003,379.31	Manual	32,003,379.31	0.00	1,183.65	1,183.65
MB29-MBIA SR LIEN TOLL RD 2021	AR-0060	State Pool	08/02/21	Open	Fair Value	0.0435	Manual	1.000000	71,005,388.66	71,005,388.66	0.00	-2,626.25	1.000000	71,008,014.91	Manual	71,008,014.91	0.00	2,626.25	2,626.25
MB30-MBIA FLOOD PRO DRAINAGE 20	AR-0061	State Pool	08/02/21	Open	Fair Value	<u>0.0437</u>	Manual	<u>1.000000</u>	<u>10,000,776.38</u>	<u>10,000,776.38</u>	<u>0.00</u>	<u>-4,000,404.48</u>	<u>1.000000</u>	<u>14,001,180.86</u>	Manual	<u>14,001,180.86</u>	<u>0.00</u>	<u>404.48</u>	<u>404.48</u>
Investment Total						<u>0.0475</u>		<u>1.000000</u>	<u>615,430,995.38</u>	<u>615,430,995.38</u>	<u>0.00</u>	<u>25,205,113.76</u>	<u>1.000000</u>	<u>590,225,881.63</u>		<u>590,225,881.63</u>	<u>0.01</u>	<u>24,518.89</u>	<u>24,518.90</u>

Portfolio Position

Ft. Bend County

Effective Interest - Actual Life
Receipts in Period
10/01/21 - 10/31/21

CUSIP	Invest Number	Security Description	Purchase Date	Call Date	Par Value On 10/01/21	Par Value On 10/31/21	Market Val On 10/01/21	Market Val On 10/31/21	Purchase Cost	Sales Proceeds	Original Princ/Cost	Amor Value On 10/01/21	Amor Value On 10/31/21
130 - Assistance Dist #1													
State Pool													
MB13-MBIA ASSISTANCE DIST #1	AR-0042	State Pool	08/31/16	Open	<u>4,000,228.02</u>	<u>4,000,375.99</u>	<u>4,000,228.02</u>	<u>4,000,375.99</u>	<u>0.00</u>	<u>0.00</u>	<u>10,000,000.00</u>	<u>4,000,228.02</u>	<u>4,000,375.99</u>
State Pool Total					<u>4,000,228.02</u>	<u>4,000,375.99</u>	<u>4,000,228.02</u>	<u>4,000,375.99</u>	<u>0.00</u>	<u>0.00</u>	<u>10,000,000.00</u>	<u>4,000,228.02</u>	<u>4,000,375.99</u>
130 - Assistance Dist #1 Total					<u>4,000,228.02</u>	<u>4,000,375.99</u>	<u>4,000,228.02</u>	<u>4,000,375.99</u>	<u>0.00</u>	<u>0.00</u>	<u>10,000,000.00</u>	<u>4,000,228.02</u>	<u>4,000,375.99</u>
145 - ESD 100 Agreement													
State Pool													
MB12-MBIA ESD 100 AGREEMENT	AR-0041	State Pool	08/31/16	Open	<u>3,990,831.51</u>	<u>3,990,979.11</u>	<u>3,990,831.51</u>	<u>3,990,979.11</u>	<u>0.00</u>	<u>0.00</u>	<u>3,900,000.00</u>	<u>3,990,831.51</u>	<u>3,990,979.11</u>
State Pool Total					<u>3,990,831.51</u>	<u>3,990,979.11</u>	<u>3,990,831.51</u>	<u>3,990,979.11</u>	<u>0.00</u>	<u>0.00</u>	<u>3,900,000.00</u>	<u>3,990,831.51</u>	<u>3,990,979.11</u>
145 - ESD 100 Agreement Total					<u>3,990,831.51</u>	<u>3,990,979.11</u>	<u>3,990,831.51</u>	<u>3,990,979.11</u>	<u>0.00</u>	<u>0.00</u>	<u>3,900,000.00</u>	<u>3,990,831.51</u>	<u>3,990,979.11</u>
810 - FBC Toll Road Operations													
State Pool													
TT02-TX TERM Toll Rd. Operation	AR-0024	State Pool	11/01/08	Open	<u>0.00</u>	<u>0.00</u>	<u>0.00</u>	<u>0.00</u>	<u>0.00</u>	<u>0.00</u>	<u>0.00</u>	<u>0.00</u>	<u>0.00</u>
State Pool Total					<u>0.00</u>	<u>0.00</u>	<u>0.00</u>	<u>0.00</u>	<u>0.00</u>	<u>0.00</u>	<u>0.00</u>	<u>0.00</u>	<u>0.00</u>
810 - FBC Toll Road Operations Total					<u>0.00</u>	<u>0.00</u>	<u>0.00</u>	<u>0.00</u>	<u>0.00</u>	<u>0.00</u>	<u>0.00</u>	<u>0.00</u>	<u>0.00</u>
815 - Grand Parkway Operations													
State Pool													
MB14-MBIA GR PARKWAY OPERATIONS	AR-0043	State Pool	08/31/16	Open	<u>39,913,750.04</u>	<u>42,915,252.28</u>	<u>39,913,750.04</u>	<u>42,915,252.28</u>	<u>0.00</u>	<u>0.00</u>	<u>8,500,000.00</u>	<u>39,913,750.04</u>	<u>42,915,252.28</u>
State Pool Total					<u>39,913,750.04</u>	<u>42,915,252.28</u>	<u>39,913,750.04</u>	<u>42,915,252.28</u>	<u>0.00</u>	<u>0.00</u>	<u>8,500,000.00</u>	<u>39,913,750.04</u>	<u>42,915,252.28</u>
815 - Grand Parkway Operations Total					<u>39,913,750.04</u>	<u>42,915,252.28</u>	<u>39,913,750.04</u>	<u>42,915,252.28</u>	<u>0.00</u>	<u>0.00</u>	<u>8,500,000.00</u>	<u>39,913,750.04</u>	<u>42,915,252.28</u>
LO10 - LOGIC COUNTYS CARES ACT													
State Pool													
LO10-LOGIC-COUNTY'S CARE ACT	AR-0047	State Pool	05/12/20	Open	<u>15,001,441.83</u>	<u>15,001,899.48</u>	<u>15,001,441.83</u>	<u>15,001,899.48</u>	<u>0.00</u>	<u>0.00</u>	<u>67,000,000.00</u>	<u>15,001,441.83</u>	<u>15,001,899.48</u>
State Pool Total					<u>15,001,441.83</u>	<u>15,001,899.48</u>	<u>15,001,441.83</u>	<u>15,001,899.48</u>	<u>0.00</u>	<u>0.00</u>	<u>67,000,000.00</u>	<u>15,001,441.83</u>	<u>15,001,899.48</u>
LO10 - LOGIC COUNTYS CARES ACT Total					<u>15,001,441.83</u>	<u>15,001,899.48</u>	<u>15,001,441.83</u>	<u>15,001,899.48</u>	<u>0.00</u>	<u>0.00</u>	<u>67,000,000.00</u>	<u>15,001,441.83</u>	<u>15,001,899.48</u>
LOG5 - LOGIC DRAINAGE													
State Pool													
LOG5-Logic-Drainage	AR-0032	State Pool	11/10/08	Open	<u>522,369.40</u>	<u>522,385.34</u>	<u>522,369.40</u>	<u>522,385.34</u>	<u>0.00</u>	<u>0.00</u>	<u>500,000.00</u>	<u>522,369.40</u>	<u>522,385.34</u>
State Pool Total					<u>522,369.40</u>	<u>522,385.34</u>	<u>522,369.40</u>	<u>522,385.34</u>	<u>0.00</u>	<u>0.00</u>	<u>500,000.00</u>	<u>522,369.40</u>	<u>522,385.34</u>
LOG5 - LOGIC DRAINAGE Total					<u>522,369.40</u>	<u>522,385.34</u>	<u>522,369.40</u>	<u>522,385.34</u>	<u>0.00</u>	<u>0.00</u>	<u>500,000.00</u>	<u>522,369.40</u>	<u>522,385.34</u>
LOG1 - LOGIC GENERAL													
State Pool													
LOG1-Logic-General	AR-0028	State Pool	11/10/08	Open	<u>743,093.79</u>	<u>743,116.46</u>	<u>743,093.79</u>	<u>743,116.46</u>	<u>0.00</u>	<u>0.00</u>	<u>10,000,000.00</u>	<u>743,093.79</u>	<u>743,116.46</u>
State Pool Total					<u>743,093.79</u>	<u>743,116.46</u>	<u>743,093.79</u>	<u>743,116.46</u>	<u>0.00</u>	<u>0.00</u>	<u>10,000,000.00</u>	<u>743,093.79</u>	<u>743,116.46</u>
LOG1 - LOGIC GENERAL Total					<u>743,093.79</u>	<u>743,116.46</u>	<u>743,093.79</u>	<u>743,116.46</u>	<u>0.00</u>	<u>0.00</u>	<u>10,000,000.00</u>	<u>743,093.79</u>	<u>743,116.46</u>
LOG8 - LOGIC ROAD & BRIDGE													
State Pool													
LOG8-Logic-Road & Bridge	AR-0035	State Pool	11/10/08	Open	<u>2,523,832.08</u>	<u>2,523,909.07</u>	<u>2,523,832.08</u>	<u>2,523,909.07</u>	<u>0.00</u>	<u>0.00</u>	<u>1,000,000.00</u>	<u>2,523,832.08</u>	<u>2,523,909.07</u>
State Pool Total					<u>2,523,832.08</u>	<u>2,523,909.07</u>	<u>2,523,832.08</u>	<u>2,523,909.07</u>	<u>0.00</u>	<u>0.00</u>	<u>1,000,000.00</u>	<u>2,523,832.08</u>	<u>2,523,909.07</u>
LOG8 - LOGIC ROAD & BRIDGE Total					<u>2,523,832.08</u>	<u>2,523,909.07</u>	<u>2,523,832.08</u>	<u>2,523,909.07</u>	<u>0.00</u>	<u>0.00</u>	<u>1,000,000.00</u>	<u>2,523,832.08</u>	<u>2,523,909.07</u>
LOG2 - LOGIC TOLL OPERATIONS													
State Pool													
LOG2-Logic-Toll Rd.Operations	AR-0029	State Pool	11/10/08	Open	<u>35,128,468.10</u>	<u>35,129,539.70</u>	<u>35,128,468.10</u>	<u>35,129,539.70</u>	<u>0.00</u>	<u>0.00</u>	<u>2,000,000.00</u>	<u>35,128,468.10</u>	<u>35,129,539.70</u>
State Pool Total					<u>35,128,468.10</u>	<u>35,129,539.70</u>	<u>35,128,468.10</u>	<u>35,129,539.70</u>	<u>0.00</u>	<u>0.00</u>	<u>2,000,000.00</u>	<u>35,128,468.10</u>	<u>35,129,539.70</u>
LOG2 - LOGIC TOLL OPERATIONS Total					<u>35,128,468.10</u>	<u>35,129,539.70</u>	<u>35,128,468.10</u>	<u>35,129,539.70</u>	<u>0.00</u>	<u>0.00</u>	<u>2,000,000.00</u>	<u>35,128,468.10</u>	<u>35,129,539.70</u>
MB21 - MBIA ASSIST DIST #6													
State Pool													
MB21-MBIA FBC ASSIST. DIST. #6	AR-0051	State Pool	05/13/20	Open	<u>2,005,391.71</u>	<u>2,005,465.85</u>	<u>2,005,391.71</u>	<u>2,005,465.85</u>	<u>0.00</u>	<u>0.00</u>	<u>2,000,000.00</u>	<u>2,005,391.71</u>	<u>2,005,465.85</u>
State Pool Total					<u>2,005,391.71</u>	<u>2,005,465.85</u>	<u>2,005,391.71</u>	<u>2,005,465.85</u>	<u>0.00</u>	<u>0.00</u>	<u>2,000,000.00</u>	<u>2,005,391.71</u>	<u>2,005,465.85</u>

Portfolio Position

Ft. Bend County

Effective Interest - Actual Life
Receipts in Period
10/01/21 - 10/31/21

CUSIP	Invest Number	Security Description	Purchase Date	Call Date	Par Value On 10/01/21	Par Value On 10/31/21	Market Val On 10/01/21	Market Val On 10/31/21	Purchase Cost	Sales Proceeds	Original Princ/Cost	Amor Value On 10/01/21	Amor Value On 10/31/21
MB21 - MBIA ASSIST DIST #6 Total					<u>2,005,391.71</u>	<u>2,005,465.85</u>	<u>2,005,391.71</u>	<u>2,005,465.85</u>	<u>0.00</u>	<u>0.00</u>	<u>2,000,000.00</u>	<u>2,005,391.71</u>	<u>2,005,465.85</u>
MB18 - MBIA COUNTYS CARES ACT State Pool													
MB18-MBIA COUNTY'S CARES ACT	AR-0048	State Pool	05/12/20	Open	75,008,524.46	70,011,234.17	75,008,524.46	70,011,234.17	0.00	0.00	67,000,000.00	75,008,524.46	70,011,234.17
State Pool Total					<u>75,008,524.46</u>	<u>70,011,234.17</u>	<u>75,008,524.46</u>	<u>70,011,234.17</u>	<u>0.00</u>	<u>0.00</u>	<u>67,000,000.00</u>	<u>75,008,524.46</u>	<u>70,011,234.17</u>
MB18 - MBIA COUNTYS CARES ACT Total					<u>75,008,524.46</u>	<u>70,011,234.17</u>	<u>75,008,524.46</u>	<u>70,011,234.17</u>	<u>0.00</u>	<u>0.00</u>	<u>67,000,000.00</u>	<u>75,008,524.46</u>	<u>70,011,234.17</u>
MB24 - MBIA DEBT SERVICE State Pool													
MB24-MBIA DEBT SERVICE	AR-0054	State Pool	05/13/20	Open	6,010,481.02	8,510,724.95	6,010,481.02	8,510,724.95	0.00	0.00	21,000,000.00	6,010,481.02	8,510,724.95
State Pool Total					<u>6,010,481.02</u>	<u>8,510,724.95</u>	<u>6,010,481.02</u>	<u>8,510,724.95</u>	<u>0.00</u>	<u>0.00</u>	<u>21,000,000.00</u>	<u>6,010,481.02</u>	<u>8,510,724.95</u>
MB24 - MBIA DEBT SERVICE Total					<u>6,010,481.02</u>	<u>8,510,724.95</u>	<u>6,010,481.02</u>	<u>8,510,724.95</u>	<u>0.00</u>	<u>0.00</u>	<u>21,000,000.00</u>	<u>6,010,481.02</u>	<u>8,510,724.95</u>
MB04 - MBIA DRAINAGE State Pool													
MB04-MBIA Drainage	AR-0017	State Pool	11/01/08	Open	13,292,707.57	12,293,176.05	13,292,707.57	12,293,176.05	0.00	0.00	1,267,218.21	13,292,707.57	12,293,176.05
State Pool Total					<u>13,292,707.57</u>	<u>12,293,176.05</u>	<u>13,292,707.57</u>	<u>12,293,176.05</u>	<u>0.00</u>	<u>0.00</u>	<u>1,267,218.21</u>	<u>13,292,707.57</u>	<u>12,293,176.05</u>
MB04 - MBIA DRAINAGE Total					<u>13,292,707.57</u>	<u>12,293,176.05</u>	<u>13,292,707.57</u>	<u>12,293,176.05</u>	<u>0.00</u>	<u>0.00</u>	<u>1,267,218.21</u>	<u>13,292,707.57</u>	<u>12,293,176.05</u>
MB25 - MBIA DRAINAGE DEBT SERVICE State Pool													
MB25-MBIA DRAINAGE DEBT SERVICE	AR-0055	State Pool	05/13/20	Open	2,502,866.38	2,502,958.95	2,502,866.38	2,502,958.95	0.00	0.00	1,000,000.00	2,502,866.38	2,502,958.95
State Pool Total					<u>2,502,866.38</u>	<u>2,502,958.95</u>	<u>2,502,866.38</u>	<u>2,502,958.95</u>	<u>0.00</u>	<u>0.00</u>	<u>1,000,000.00</u>	<u>2,502,866.38</u>	<u>2,502,958.95</u>
MB25 - MBIA DRAINAGE DEBT SERVICE Total					<u>2,502,866.38</u>	<u>2,502,958.95</u>	<u>2,502,866.38</u>	<u>2,502,958.95</u>	<u>0.00</u>	<u>0.00</u>	<u>1,000,000.00</u>	<u>2,502,866.38</u>	<u>2,502,958.95</u>
MB26 - MBIA FACILITIES BOND 2018 State Pool													
MB26-FACILITIES BOND 2018	AR-0056	State Pool	05/13/20	Open	10,036,461.07	10,036,832.26	10,036,461.07	10,036,832.26	0.00	0.00	14,000,000.00	10,036,461.07	10,036,832.26
State Pool Total					<u>10,036,461.07</u>	<u>10,036,832.26</u>	<u>10,036,461.07</u>	<u>10,036,832.26</u>	<u>0.00</u>	<u>0.00</u>	<u>14,000,000.00</u>	<u>10,036,461.07</u>	<u>10,036,832.26</u>
MB26 - MBIA FACILITIES BOND 2018 Total					<u>10,036,461.07</u>	<u>10,036,832.26</u>	<u>10,036,461.07</u>	<u>10,036,832.26</u>	<u>0.00</u>	<u>0.00</u>	<u>14,000,000.00</u>	<u>10,036,461.07</u>	<u>10,036,832.26</u>
MB19 - MBIA FBC ASSIST DIST #2 State Pool													
MB19-MBIA FBC ASSIST. DIST. #2	AR-0049	State Pool	05/13/20	Open	4,506,895.02	4,507,061.73	4,506,895.02	4,507,061.73	0.00	0.00	2,500,000.00	4,506,895.02	4,507,061.73
State Pool Total					<u>4,506,895.02</u>	<u>4,507,061.73</u>	<u>4,506,895.02</u>	<u>4,507,061.73</u>	<u>0.00</u>	<u>0.00</u>	<u>2,500,000.00</u>	<u>4,506,895.02</u>	<u>4,507,061.73</u>
MB19 - MBIA FBC ASSIST DIST #2 Total					<u>4,506,895.02</u>	<u>4,507,061.73</u>	<u>4,506,895.02</u>	<u>4,507,061.73</u>	<u>0.00</u>	<u>0.00</u>	<u>2,500,000.00</u>	<u>4,506,895.02</u>	<u>4,507,061.73</u>
MB20 - MBIA FBC ASSIST DIST #4 State Pool													
MB20-MBIA FBC ASSIST. DIST. #4	AR-0050	State Pool	05/13/20	Open	1,253,369.85	1,253,416.21	1,253,369.85	1,253,416.21	0.00	0.00	1,250,000.00	1,253,369.85	1,253,416.21
State Pool Total					<u>1,253,369.85</u>	<u>1,253,416.21</u>	<u>1,253,369.85</u>	<u>1,253,416.21</u>	<u>0.00</u>	<u>0.00</u>	<u>1,250,000.00</u>	<u>1,253,369.85</u>	<u>1,253,416.21</u>
MB20 - MBIA FBC ASSIST DIST #4 Total					<u>1,253,369.85</u>	<u>1,253,416.21</u>	<u>1,253,369.85</u>	<u>1,253,416.21</u>	<u>0.00</u>	<u>0.00</u>	<u>1,250,000.00</u>	<u>1,253,369.85</u>	<u>1,253,416.21</u>
MB30 - MBIA Flood Proj Drainage 20 State Pool													
MB30-MBIA FLOOD PRO DRAINAGE 20	AR-0061	State Pool	08/02/21	Open	10,000,776.38	14,001,180.86	10,000,776.38	14,001,180.86	0.00	0.00	10,000,000.00	10,000,776.38	14,001,180.86
State Pool Total					<u>10,000,776.38</u>	<u>14,001,180.86</u>	<u>10,000,776.38</u>	<u>14,001,180.86</u>	<u>0.00</u>	<u>0.00</u>	<u>10,000,000.00</u>	<u>10,000,776.38</u>	<u>14,001,180.86</u>
MB30 - MBIA Flood Proj Drainage 20 Total					<u>10,000,776.38</u>	<u>14,001,180.86</u>	<u>10,000,776.38</u>	<u>14,001,180.86</u>	<u>0.00</u>	<u>0.00</u>	<u>10,000,000.00</u>	<u>10,000,776.38</u>	<u>14,001,180.86</u>
MB02 - MBIA GENERAL State Pool													
MB02-MBIA General	AR-0015	State Pool	11/01/08	Open	61,054,188.06	51,056,359.75	61,054,188.06	51,056,359.75	0.00	0.00	17,374,917.83	61,054,188.06	51,056,359.75
State Pool Total					<u>61,054,188.06</u>	<u>51,056,359.75</u>	<u>61,054,188.06</u>	<u>51,056,359.75</u>	<u>0.00</u>	<u>0.00</u>	<u>17,374,917.83</u>	<u>61,054,188.06</u>	<u>51,056,359.75</u>
MB02 - MBIA GENERAL Total					<u>61,054,188.06</u>	<u>51,056,359.75</u>	<u>61,054,188.06</u>	<u>51,056,359.75</u>	<u>0.00</u>	<u>0.00</u>	<u>17,374,917.83</u>	<u>61,054,188.06</u>	<u>51,056,359.75</u>
MB23 - MBIA JUVENILE State Pool													
MB23-MBIA JUVENILE	AR-0053	State Pool	05/13/20	Open	4,516,185.23	0.00	4,516,185.23	0.00	0.00	0.00	8,000,000.00	4,516,185.23	0.00

Portfolio Position

Ft. Bend County

Effective Interest - Actual Life
Receipts in Period
10/01/21 - 10/31/21

CUSIP	Invest Number	Security Description	Purchase Date	Call Date	Par Value On 10/01/21	Par Value On 10/31/21	Market Val On 10/01/21	Market Val On 10/31/21	Purchase Cost	Sales Proceeds	Original Princ/Cost	Amor Value On 10/01/21	Amor Value On 10/31/21
TT02-TX TERM Toll Rd. Operation	AR-0024	State Pool	11/01/08	Open	1,070.64	1,070.66	1,070.64	1,070.66	0.00	0.00	0.00	1,070.64	1,070.66
State Pool Total					1,070.64	1,070.66	1,070.64	1,070.66	0.00	0.00	0.00	1,070.64	1,070.66
TT02 - TEXAS TERM TOLL OPERATIONS Total					1,070.64	1,070.66	1,070.64	1,070.66	0.00	0.00	0.00	1,070.64	1,070.66
09 - Temporary Holding Money Market													
Cadence-Money Market Accts	AR-0058	Money Market	01/31/21	Open	141,804,048.68	126,598,274.38	141,804,048.68	126,598,274.38	0.00	0.00	210,194,488.52	141,804,048.68	126,598,274.38
Money Market Total					141,804,048.68	126,598,274.38	141,804,048.68	126,598,274.38	0.00	0.00	210,194,488.52	141,804,048.68	126,598,274.38
09 - Temporary Holding Total Combined Port					141,804,048.68	126,598,274.38	141,804,048.68	126,598,274.38	0.00	0.00	210,194,488.52	141,804,048.68	126,598,274.38
Money Market													
Cadence-Money Market Accts	AR-0058	Money Market	01/31/21	Open	141,804,048.68	126,598,274.38	141,804,048.68	126,598,274.38	0.00	0.00	210,194,488.52	141,804,048.68	126,598,274.38
Money Market Total					141,804,048.68	126,598,274.38	141,804,048.68	126,598,274.38	0.00	0.00	210,194,488.52	141,804,048.68	126,598,274.38
State Pool													
LO10-LOGIC-COUNTY'S CARE ACT	AR-0047	State Pool	05/12/20	Open	15,001,441.83	15,001,899.48	15,001,441.83	15,001,899.48	0.00	0.00	67,000,000.00	15,001,441.83	15,001,899.48
LOG1-Logic- General	AR-0028	State Pool	11/10/08	Open	743,093.79	743,116.46	743,093.79	743,116.46	0.00	0.00	10,000,000.00	743,093.79	743,116.46
LOG2-Logic-Toll Rd.Operations	AR-0029	State Pool	11/10/08	Open	35,128,468.10	35,129,539.70	35,128,468.10	35,129,539.70	0.00	0.00	2,000,000.00	35,128,468.10	35,129,539.70
LOG5-Logic-Drainage	AR-0032	State Pool	11/10/08	Open	522,369.40	522,385.34	522,369.40	522,385.34	0.00	0.00	500,000.00	522,369.40	522,385.34
LOG8-Logic-Road & Bridge	AR-0035	State Pool	11/10/08	Open	2,523,832.08	2,523,909.07	2,523,832.08	2,523,909.07	0.00	0.00	1,000,000.00	2,523,832.08	2,523,909.07
MB02-MBIA General	AR-0015	State Pool	11/01/08	Open	61,054,188.06	51,056,359.75	61,054,188.06	51,056,359.75	0.00	0.00	17,374,917.83	61,054,188.06	51,056,359.75
MB03-MBIA Road & Bridge	AR-0016	State Pool	11/01/08	Open	6,577,561.33	1,577,689.28	6,577,561.33	1,577,689.28	0.00	0.00	2,856,438.24	6,577,561.33	1,577,689.28
MB04-MBIA Drainage	AR-0017	State Pool	11/01/08	Open	13,292,707.57	12,293,176.05	13,292,707.57	12,293,176.05	0.00	0.00	1,267,218.21	13,292,707.57	12,293,176.05
MB06-MBIA Toll Rd. Operations	AR-0019	State Pool	11/01/08	Open	62,997,396.54	66,999,761.20	62,997,396.54	66,999,761.20	0.00	0.00	3,143,377.27	62,997,396.54	66,999,761.20
MB12-MBIA ESD 100 AGREEMENT	AR-0041	State Pool	08/31/16	Open	3,990,831.51	3,990,979.11	3,990,831.51	3,990,979.11	0.00	0.00	3,900,000.00	3,990,831.51	3,990,979.11
MB13-MBIA ASSISTANCE DIST #1	AR-0042	State Pool	08/31/16	Open	4,000,228.02	4,000,375.99	4,000,228.02	4,000,375.99	0.00	0.00	10,000,000.00	4,000,228.02	4,000,375.99
MB14-MBIA GR PARKWAY OPERATIONS	AR-0043	State Pool	08/31/16	Open	39,913,750.04	42,915,252.28	39,913,750.04	42,915,252.28	0.00	0.00	8,500,000.00	39,913,750.04	42,915,252.28
MB17 - SR LIEN BOND 2016	AR-0046	State Pool	12/09/16	Open	4,020,285.71	6,020,451.72	4,020,285.71	6,020,451.72	0.00	0.00	35,000,000.00	4,020,285.71	6,020,451.72
MB18-MBIA COUNTY'S CARES ACT	AR-0048	State Pool	05/12/20	Open	75,008,524.46	70,011,234.17	75,008,524.46	70,011,234.17	0.00	0.00	67,000,000.00	75,008,524.46	70,011,234.17
MB19-MBIA FBC ASSIST. DIST. #2	AR-0049	State Pool	05/13/20	Open	4,506,895.02	4,507,061.73	4,506,895.02	4,507,061.73	0.00	0.00	2,500,000.00	4,506,895.02	4,507,061.73
MB20- MBIA FBC ASSIST. DIST. #4	AR-0050	State Pool	05/13/20	Open	1,253,369.85	1,253,416.21	1,253,369.85	1,253,416.21	0.00	0.00	1,250,000.00	1,253,369.85	1,253,416.21
MB21-MBIA FBC ASSIST. DIST. #6	AR-0051	State Pool	05/13/20	Open	2,005,391.71	2,005,465.85	2,005,391.71	2,005,465.85	0.00	0.00	2,000,000.00	2,005,391.71	2,005,465.85
MB23-MBIA JUVENILE	AR-0053	State Pool	05/13/20	Open	4,516,185.23	0.00	4,516,185.23	0.00	0.00	0.00	8,000,000.00	4,516,185.23	0.00
MB24-MBIA DEBT SERVICE	AR-0054	State Pool	05/13/20	Open	6,010,481.02	8,510,724.95	6,010,481.02	8,510,724.95	0.00	0.00	21,000,000.00	6,010,481.02	8,510,724.95
MB25-MBIA DRAINAGE DEBT SERVICE	AR-0055	State Pool	05/13/20	Open	2,502,866.38	2,502,958.95	2,502,866.38	2,502,958.95	0.00	0.00	1,000,000.00	2,502,866.38	2,502,958.95
MB26-FACILITIES BOND 2018	AR-0056	State Pool	05/13/20	Open	10,036,461.07	10,036,832.26	10,036,461.07	10,036,832.26	0.00	0.00	14,000,000.00	10,036,461.07	10,036,832.26
MB27-MBIA TX HERITAGE PARKWAY	AR-0057	State Pool	05/13/20	Open	5,008,691.55	5,008,876.82	5,008,691.55	5,008,876.82	0.00	0.00	17,000,000.00	5,008,691.55	5,008,876.82
MB28-MBIA GRAND PARKWAY 2021	AR-0059	State Pool	08/02/21	Open	32,002,195.66	32,003,379.31	32,002,195.66	32,003,379.31	0.00	0.00	25,000,000.00	32,002,195.66	32,003,379.31
MB29-MBIA SR LIEN TOLL RD 2021	AR-0060	State Pool	08/02/21	Open	71,005,388.66	71,008,014.91	71,005,388.66	71,008,014.91	0.00	0.00	68,000,000.00	71,005,388.66	71,008,014.91
MB30-MBIA FLOOD PRO DRAINAGE 20	AR-0061	State Pool	08/02/21	Open	10,000,776.38	14,001,180.86	10,000,776.38	14,001,180.86	0.00	0.00	10,000,000.00	10,000,776.38	14,001,180.86
TT00-TX TERM General	AR-0022	State Pool	11/01/08	Open	1,071.86	1,071.88	1,071.86	1,071.88	0.00	0.00	10,006,437.87	1,071.86	1,071.88
TT02-TX TERM Toll Rd. Operation	AR-0024	State Pool	11/01/08	Open	1,070.64	1,070.66	1,070.64	1,070.66	0.00	0.00	0.00	1,070.64	1,070.66
TT04-TX TERM Road & Bridge	AR-0026	State Pool	11/01/08	Open	1,068.69	1,068.71	1,068.69	1,068.71	0.00	0.00	10,463.28	1,068.69	1,068.71
TT05-TX TERM Drainage	AR-0027	State Pool	11/01/08	Open	354.54	354.55	354.54	354.55	0.00	0.00	109,774.61	354.54	354.55
State Pool Total					473,626,946.70	463,627,607.25	473,626,946.70	463,627,607.25	0.00	0.00	409,418,627.31	473,626,946.70	463,627,607.25
Combined Port Total					615,430,995.38	590,225,881.63	615,430,995.38	590,225,881.63	0.00	0.00	619,613,115.83	615,430,995.38	590,225,881.63

Earnings and Yields Summary

Ft. Bend County

Effective Interest - Actual Life

Receipts in Period

10/01/21 - 10/31/21

8

Security Description	10/01/21 10/07/21	10/08/21 10/14/21	10/15/21 10/21/21	10/22/21 10/28/21	10/29/21 10/31/21	10/01/21 10/31/21
Combined Port						
Money Market	1,754.73	1,754.73	1,754.73	1,754.73	605.79	7,624.71
State Pool	<u>3,871.41</u>	<u>3,830.69</u>	<u>3,787.81</u>	<u>3,785.73</u>	<u>1,618.54</u>	<u>16,894.18</u>
Port Total	<u>5,626.14</u>	<u>5,585.42</u>	<u>5,542.54</u>	<u>5,540.46</u>	<u>2,224.33</u>	<u>24,518.89</u>
Combined Port						
Money Market	0.0645	0.0645	0.0645	0.0645	0.0539	0.0635
State Pool	<u>0.0427</u>	<u>0.0427</u>	<u>0.0427</u>	<u>0.0427</u>	<u>0.0425</u>	<u>0.0427</u>
Port Total	<u>0.0477</u>	<u>0.0478</u>	<u>0.0478</u>	<u>0.0478</u>	<u>0.0451</u>	<u>0.0475</u>

Maturity Aging
Ft. Bend County
 Effective Interest - Actual Life
 Receipts in Period
 10/31/21

CUSIP	Invest Number	Security Description	Purchase Date	Days to Maturity	Yield Matur
Cash / Money Market					
Cadence-Money Market Accts	AR-0058	Money Market	01/31/21	0	0.0700
LO10-LOGIC-COUNTY'S CARE ACT	AR-0047	State Pool	05/12/20	0	0.0359
LOG1-Logic- General	AR-0028	State Pool	11/10/08	0	0.0359
LOG2-Logic-Toll Rd.Operations	AR-0029	State Pool	11/10/08	0	0.0359
LOG5-Logic-Drainage	AR-0032	State Pool	11/10/08	0	0.0359
LOG8-Logic-Road & Bridge	AR-0035	State Pool	11/10/08	0	0.0359
MB02-MBIA General	AR-0015	State Pool	11/01/08	0	0.0435
MB03-MBIA Road & Bridge	AR-0016	State Pool	11/01/08	0	0.0435
MB04-MBIA Drainage	AR-0017	State Pool	11/01/08	0	0.0435
MB06-MBIA Toll Rd. Operations	AR-0019	State Pool	11/01/08	0	0.0435
MB12-MBIA ESD 100 AGREEMENT	AR-0041	State Pool	08/31/16	0	0.0435
MB13-MBIA ASSISTANCE DIST #1	AR-0042	State Pool	08/31/16	0	0.0435
MB14-MBIA GR PARKWAY OPERATIONS	AR-0043	State Pool	08/31/16	0	0.0435
MB17 - SR LIEN BOND 2016	AR-0046	State Pool	12/09/16	0	0.0435
MB18-MBIA COUNTY'S CARES ACT	AR-0048	State Pool	05/12/20	0	0.0443
MB19-MBIA FBC ASSIST. DIST. #2	AR-0049	State Pool	05/13/20	0	0.0435
MB20- MBIA FBC ASSIST. DIST. #4	AR-0050	State Pool	05/13/20	0	0.0435
MB21-MBIA FBC ASSIST. DIST. #6	AR-0051	State Pool	05/13/20	0	0.0435
MB23-MBIA JUVENILE	AR-0053	State Pool	05/13/20	0	0.0435
MB24-MBIA DEBT SERVICE	AR-0054	State Pool	05/13/20	0	0.0443
MB25-MBIA DRAINAGE DEBT SERVICE	AR-0055	State Pool	05/13/20	0	0.0435
MB26-FACILITIES BOND 2018	AR-0056	State Pool	05/13/20	0	0.0435
MB27-MBIA TX HERITAGE PARKWAY	AR-0057	State Pool	05/13/20	0	0.0435
MB28-MBIA GRAND PARKWAY 2021	AR-0059	State Pool	08/02/21	0	0.0435
MB29-MBIA SR LIEN TOLL RD 2021	AR-0060	State Pool	08/02/21	0	0.0435
MB30-MBIA FLOOD PRO DRAINAGE 20	AR-0061	State Pool	08/02/21	0	0.0435
TT00-TX TERM General	AR-0022	State Pool	11/01/08	0	0.0200
TT02-TX TERM Toll Rd. Operation	AR-0024	State Pool	11/01/08	0	0.0200
TT04-TX TERM Road & Bridge	AR-0026	State Pool	11/01/08	0	0.0200
TT05-TX TERM Drainage	AR-0027	State Pool	11/01/08	0	0.0200
Cash / Money Market Total				0	0.0486
Investment Total				0	0.0486

Activity Statement
Ft. Bend County
 Effective Interest - Actual Life
 Receipts in Period
 10/01/21 - 10/31/21

Purchase Date	Sale Date	CUSIP	Invest Number	Security Description	Amor Value On 10/01/21	Changes In Principal	Purchase Cost	Sales Proceeds	Purchased Interest	Int/Div Rec In the Perd	Amor Value On 10/31/21
Money Market											
01/31/21	Open	Cadence-Money Market Accts	AR-0058	Money Market	141,804,048.68	-15,205,774.30	0.00	0.00	0.00	7,624.71	126,598,274.38
Money Market Total					141,804,048.68	-15,205,774.30	0.00	0.00	0.00	7,624.71	126,598,274.38
State Pool											
11/01/08	Open	MB02-MBIA General	AR-0015	State Pool	61,054,188.06	-9,997,828.31	0.00	0.00	0.00	2,171.69	51,056,359.75
11/01/08	Open	MB03-MBIA Road & Bridge	AR-0016	State Pool	6,577,561.33	-4,999,872.05	0.00	0.00	0.00	127.95	1,577,689.28
11/01/08	Open	MB04-MBIA Drainage	AR-0017	State Pool	13,292,707.57	-999,531.52	0.00	0.00	0.00	468.48	12,293,176.05
11/01/08	Open	MB06-MBIA Toll Rd. Operations	AR-0019	State Pool	62,997,396.54	4,002,364.66	0.00	0.00	0.00	2,364.66	66,999,761.20
11/01/08	Open	TT00-TX TERM General	AR-0022	State Pool	1,071.86	0.02	0.00	0.00	0.00	0.02	1,071.88
11/01/08	Open	TT02-TX TERM Toll Rd. Operation	AR-0024	State Pool	1,070.64	0.02	0.00	0.00	0.00	0.02	1,070.66
11/01/08	Open	TT04-TX TERM Road & Bridge	AR-0026	State Pool	1,068.69	0.02	0.00	0.00	0.00	0.02	1,068.71
11/01/08	Open	TT05-TX TERM Drainage	AR-0027	State Pool	354.54	0.01	0.00	0.00	0.00	0.01	354.55
11/10/08	Open	LOG1-Logic- General	AR-0028	State Pool	743,093.79	22.67	0.00	0.00	0.00	22.67	743,116.46
11/10/08	Open	LOG2-Logic-Toll Rd.Operations	AR-0029	State Pool	35,128,468.10	1,071.60	0.00	0.00	0.00	1,071.60	35,129,539.70
11/10/08	Open	LOG5-Logic-Drainage	AR-0032	State Pool	522,369.40	15.94	0.00	0.00	0.00	15.94	522,385.34
11/10/08	Open	LOG8-Logic-Road & Bridge	AR-0035	State Pool	2,523,832.08	76.99	0.00	0.00	0.00	76.99	2,523,909.07
08/31/16	Open	MB12-MBIA ESD 100 AGREEMENT	AR-0041	State Pool	3,990,831.51	147.60	0.00	0.00	0.00	147.60	3,990,979.11
08/31/16	Open	MB13-MBIA ASSISTANCE DIST #1	AR-0042	State Pool	4,000,228.02	147.97	0.00	0.00	0.00	147.97	4,000,375.99
08/31/16	Open	MB14-MBIA GR PARKWAY OPERATIONS	AR-0043	State Pool	39,913,750.04	3,001,502.24	0.00	0.00	0.00	1,502.24	42,915,252.28
12/09/16	Open	MB17 - SR LIEN BOND 2016	AR-0046	State Pool	4,020,285.71	2,000,166.01	0.00	0.00	0.00	166.01	6,020,451.72
05/12/20	Open	LO10-LOGIC-COUNTY'S CARE ACT	AR-0047	State Pool	15,001,441.83	457.65	0.00	0.00	0.00	457.65	15,001,899.48
05/12/20	Open	MB18-MBIA COUNTY'S CARES ACT	AR-0048	State Pool	75,008,524.46	-4,997,290.29	0.00	0.00	0.00	2,709.71	70,011,234.17
05/13/20	Open	MB19-MBIA FBC ASSIST. DIST. #2	AR-0049	State Pool	4,506,895.02	166.71	0.00	0.00	0.00	166.71	4,507,061.73
05/13/20	Open	MB20- MBIA FBC ASSIST. DIST. #4	AR-0050	State Pool	1,253,369.85	46.36	0.00	0.00	0.00	46.36	1,253,416.21
05/13/20	Open	MB21-MBIA FBC ASSIST. DIST. #6	AR-0051	State Pool	2,005,391.71	74.14	0.00	0.00	0.00	74.14	2,005,465.85
05/13/20	Open	MB23-MBIA JUVENILE	AR-0053	State Pool	4,516,185.23	-4,516,185.23	0.00	0.00	0.00	48.40	0.00
05/13/20	Open	MB24-MBIA DEBT SERVICE	AR-0054	State Pool	6,010,481.02	2,500,243.93	0.00	0.00	0.00	243.93	8,510,724.95
05/13/20	Open	MB25-MBIA DRAINAGE DEBT SERVICE	AR-0055	State Pool	2,502,866.38	92.57	0.00	0.00	0.00	92.57	2,502,958.95
05/13/20	Open	MB26-FACILITIES BOND 2018	AR-0056	State Pool	10,036,461.07	371.19	0.00	0.00	0.00	371.19	10,036,832.26
05/13/20	Open	MB27-MBIA TX HERITAGE PARKWAY	AR-0057	State Pool	5,008,691.55	185.27	0.00	0.00	0.00	185.27	5,008,876.82
08/02/21	Open	MB28-MBIA GRAND PARKWAY 2021	AR-0059	State Pool	32,002,195.66	1,183.65	0.00	0.00	0.00	1,183.65	32,003,379.31
08/02/21	Open	MB29-MBIA SR LIEN TOLL RD 2021	AR-0060	State Pool	71,005,388.66	2,626.25	0.00	0.00	0.00	2,626.25	71,008,014.91
08/02/21	Open	MB30-MBIA FLOOD PRO DRAINAGE 20	AR-0061	State Pool	10,000,776.38	4,000,404.48	0.00	0.00	0.00	404.48	14,001,180.86
State Pool Total					473,626,946.70	-9,999,339.45	0.00	0.00	0.00	16,894.18	463,627,607.25
Investment Total					615,430,995.38	-25,205,113.75	0.00	0.00	0.00	24,518.89	590,225,881.63

Interest Accrual
Ft. Bend County
Effective Interest - Actual Life
Receipts in Period
10/01/21 - 10/31/21

CUSIP	Invest Number	Security Description	Purchase Date	Sale Date	Yield Earned	Ending Par Val/Shares	Ending Amor Val/Cost	Purchased Interest	Int/Div Rec In the Perd	Int/Div Accrued In the Perd	PTD Purch Received	Int/Div Rec Purch/Date	Int/Div Accrued Purch/Date
09 - Temporary Holding													
Money Market													
Cadence-Money Market Accts	AR-0058	Money Market	01/31/21	Open	0.0635	126,598,274.38	126,598,274.38	0.00	7,624.71	0.00	0.00	274,607.02	0.00
Money Market Total					0.0635	126,598,274.38	126,598,274.38	0.00	7,624.71	0.00	0.00	274,607.02	0.00
09 - Temporary Holding Total					0.0635	126,598,274.38	126,598,274.38	0.00	7,624.71	0.00	0.00	274,607.02	0.00
130 - Assistance Dist #1													
State Pool													
MB13-MBIA ASSISTANCE DIST #1	AR-0042	State Pool	08/31/16	Open	0.0436	4,000,375.99	4,000,375.99	0.00	147.97	0.00	0.00	93,898.68	0.00
State Pool Total					0.0436	4,000,375.99	4,000,375.99	0.00	147.97	0.00	0.00	93,898.68	0.00
130 - Assistance Dist #1 Total					0.0436	4,000,375.99	4,000,375.99	0.00	147.97	0.00	0.00	93,898.68	0.00
145 - ESD 100 Agreement													
State Pool													
MB12-MBIA ESD 100 AGREEMENT	AR-0041	State Pool	08/31/16	Open	0.0435	3,990,979.11	3,990,979.11	0.00	147.60	0.00	0.00	89,420.35	0.00
State Pool Total					0.0435	3,990,979.11	3,990,979.11	0.00	147.60	0.00	0.00	89,420.35	0.00
145 - ESD 100 Agreement Total					0.0435	3,990,979.11	3,990,979.11	0.00	147.60	0.00	0.00	89,420.35	0.00
802 - Sr Lien 2016													
State Pool													
MB17 - SR LIEN BOND 2016	AR-0046	State Pool	12/09/16	Open	0.0437	6,020,451.72	6,020,451.72	0.00	166.01	0.00	0.00	171,192.76	0.00
State Pool Total					0.0437	6,020,451.72	6,020,451.72	0.00	166.01	0.00	0.00	171,192.76	0.00
802 - Sr Lien 2016 Total					0.0437	6,020,451.72	6,020,451.72	0.00	166.01	0.00	0.00	171,192.76	0.00
810 - FBC Toll Road Operations													
State Pool													
TT02-TX TERM Toll Rd. Operation	AR-0024	State Pool	11/01/08	Open	0.0000	0.00	0.00	0.00	0.00	0.00	0.00	0.00	0.00
State Pool Total					0.0000	0.00	0.00	0.00	0.00	0.00	0.00	0.00	0.00
810 - FBC Toll Road Operations Total					0.0000	0.00	0.00	0.00	0.00	0.00	0.00	0.00	0.00
815 - Grand Parkway Operations													
State Pool													
MB14-MBIA GR PARKWAY OPERATIONS	AR-0043	State Pool	08/31/16	Open	0.0436	42,915,252.28	42,915,252.28	0.00	1,502.24	0.00	0.00	415,246.80	0.00
State Pool Total					0.0436	42,915,252.28	42,915,252.28	0.00	1,502.24	0.00	0.00	415,246.80	0.00
815 - Grand Parkway Operations Total					0.0436	42,915,252.28	42,915,252.28	0.00	1,502.24	0.00	0.00	415,246.80	0.00
LO10 - LOGIC COUNTYS CARES ACT													
State Pool													
LO10-LOGIC-COUNTY'S CARE ACT	AR-0047	State Pool	05/12/20	Open	0.0359	15,001,899.48	15,001,899.48	0.00	457.65	0.00	0.00	147,899.48	0.00
State Pool Total					0.0359	15,001,899.48	15,001,899.48	0.00	457.65	0.00	0.00	147,899.48	0.00
LO10 - LOGIC COUNTYS CARES ACT Total					0.0359	15,001,899.48	15,001,899.48	0.00	457.65	0.00	0.00	147,899.48	0.00
LOG1 - LOGIC GENERAL													
State Pool													
LOG1-Logic- General	AR-0028	State Pool	11/10/08	Open	0.0359	743,116.46	743,116.46	0.00	22.67	0.00	0.00	813,549.44	0.00
State Pool Total					0.0359	743,116.46	743,116.46	0.00	22.67	0.00	0.00	813,549.44	0.00
LOG1 - LOGIC GENERAL Total					0.0359	743,116.46	743,116.46	0.00	22.67	0.00	0.00	813,549.44	0.00
LOG2 - LOGIC TOLL OPERATIONS													
State Pool													
LOG2-Logic-Toll Rd.Operations	AR-0029	State Pool	11/10/08	Open	0.0359	35,129,539.70	35,129,539.70	0.00	1,071.60	0.00	0.00	190,870.78	0.00
State Pool Total					0.0359	35,129,539.70	35,129,539.70	0.00	1,071.60	0.00	0.00	190,870.78	0.00
LOG2 - LOGIC TOLL OPERATIONS Total					0.0359	35,129,539.70	35,129,539.70	0.00	1,071.60	0.00	0.00	190,870.78	0.00
LOG5 - LOGIC DRAINAGE													

Interest Accrual
Ft. Bend County
Effective Interest - Actual Life
Receipts in Period
10/01/21 - 10/31/21

12

CUSIP	Invest Number	Security Description	Purchase Date	Sale Date	Yield Earned	Ending Par Val/Shares	Ending Amor Val/Cost	Purchased Interest	Int/Div Rec In the Perd	Int/Div Accrued In the Perd	PTD Purch Received	Int/Div Rec Purch/Date	Int/Div Accrued Purch/Date
State Pool													
LOG5-Logic-Drainage	AR-0032	State Pool	11/10/08	Open	<u>0.0359</u>	<u>522,385.34</u>	<u>522,385.34</u>	<u>0.00</u>	<u>15.94</u>	<u>0.00</u>	<u>0.00</u>	<u>24,629.11</u>	<u>0.00</u>
State Pool Total					<u>0.0359</u>	<u>522,385.34</u>	<u>522,385.34</u>	<u>0.00</u>	<u>15.94</u>	<u>0.00</u>	<u>0.00</u>	<u>24,629.11</u>	<u>0.00</u>
LOG5 - LOGIC DRAINAGE Total					<u>0.0359</u>	<u>522,385.34</u>	<u>522,385.34</u>	<u>0.00</u>	<u>15.94</u>	<u>0.00</u>	<u>0.00</u>	<u>24,629.11</u>	<u>0.00</u>
LOG8 - LOGIC ROAD & BRIDGE													
State Pool													
LOG8-Logic-Road & Bridge	AR-0035	State Pool	11/10/08	Open	<u>0.0359</u>	<u>2,523,909.07</u>	<u>2,523,909.07</u>	<u>0.00</u>	<u>76.99</u>	<u>0.00</u>	<u>0.00</u>	<u>29,396.59</u>	<u>0.00</u>
State Pool Total					<u>0.0359</u>	<u>2,523,909.07</u>	<u>2,523,909.07</u>	<u>0.00</u>	<u>76.99</u>	<u>0.00</u>	<u>0.00</u>	<u>29,396.59</u>	<u>0.00</u>
LOG8 - LOGIC ROAD & BRIDGE Total					<u>0.0359</u>	<u>2,523,909.07</u>	<u>2,523,909.07</u>	<u>0.00</u>	<u>76.99</u>	<u>0.00</u>	<u>0.00</u>	<u>29,396.59</u>	<u>0.00</u>
MB02 - MBIA GENERAL													
State Pool													
MB02-MBIA General	AR-0015	State Pool	11/01/08	Open	<u>0.0435</u>	<u>51,056,359.75</u>	<u>51,056,359.75</u>	<u>0.00</u>	<u>2,171.69</u>	<u>0.00</u>	<u>0.00</u>	<u>785,710.12</u>	<u>0.00</u>
State Pool Total					<u>0.0435</u>	<u>51,056,359.75</u>	<u>51,056,359.75</u>	<u>0.00</u>	<u>2,171.69</u>	<u>0.00</u>	<u>0.00</u>	<u>785,710.12</u>	<u>0.00</u>
MB02 - MBIA GENERAL Total					<u>0.0435</u>	<u>51,056,359.75</u>	<u>51,056,359.75</u>	<u>0.00</u>	<u>2,171.69</u>	<u>0.00</u>	<u>0.00</u>	<u>785,710.12</u>	<u>0.00</u>
MB03 - MBIA ROAD & BRIDGE													
State Pool													
MB03-MBIA Road & Bridge	AR-0016	State Pool	11/01/08	Open	<u>0.0429</u>	<u>1,577,689.28</u>	<u>1,577,689.28</u>	<u>0.00</u>	<u>127.95</u>	<u>0.00</u>	<u>0.00</u>	<u>118,428.43</u>	<u>0.00</u>
State Pool Total					<u>0.0429</u>	<u>1,577,689.28</u>	<u>1,577,689.28</u>	<u>0.00</u>	<u>127.95</u>	<u>0.00</u>	<u>0.00</u>	<u>118,428.43</u>	<u>0.00</u>
MB03 - MBIA ROAD & BRIDGE Total					<u>0.0429</u>	<u>1,577,689.28</u>	<u>1,577,689.28</u>	<u>0.00</u>	<u>127.95</u>	<u>0.00</u>	<u>0.00</u>	<u>118,428.43</u>	<u>0.00</u>
MB04 - MBIA DRAINAGE													
State Pool													
MB04-MBIA Drainage	AR-0017	State Pool	11/01/08	Open	<u>0.0435</u>	<u>12,293,176.05</u>	<u>12,293,176.05</u>	<u>0.00</u>	<u>468.48</u>	<u>0.00</u>	<u>0.00</u>	<u>148,468.45</u>	<u>2,620.73</u>
State Pool Total					<u>0.0435</u>	<u>12,293,176.05</u>	<u>12,293,176.05</u>	<u>0.00</u>	<u>468.48</u>	<u>0.00</u>	<u>0.00</u>	<u>148,468.45</u>	<u>2,620.73</u>
MB04 - MBIA DRAINAGE Total					<u>0.0435</u>	<u>12,293,176.05</u>	<u>12,293,176.05</u>	<u>0.00</u>	<u>468.48</u>	<u>0.00</u>	<u>0.00</u>	<u>148,468.45</u>	<u>2,620.73</u>
MB06 - MBIA TOLL RD OPERATIONS													
State Pool													
MB06-MBIA Toll Rd. Operations	AR-0019	State Pool	11/01/08	Open	<u>0.0436</u>	<u>66,999,761.20</u>	<u>66,999,761.20</u>	<u>0.00</u>	<u>2,364.66</u>	<u>0.00</u>	<u>0.00</u>	<u>686,927.64</u>	<u>38,363.64</u>
State Pool Total					<u>0.0436</u>	<u>66,999,761.20</u>	<u>66,999,761.20</u>	<u>0.00</u>	<u>2,364.66</u>	<u>0.00</u>	<u>0.00</u>	<u>686,927.64</u>	<u>38,363.64</u>
MB06 - MBIA TOLL RD OPERATIONS Total					<u>0.0436</u>	<u>66,999,761.20</u>	<u>66,999,761.20</u>	<u>0.00</u>	<u>2,364.66</u>	<u>0.00</u>	<u>0.00</u>	<u>686,927.64</u>	<u>38,363.64</u>
MB18 - MBIA COUNTYS CARES ACT													
State Pool													
MB18-MBIA COUNTY'S CARES ACT	AR-0048	State Pool	05/12/20	Open	<u>0.0435</u>	<u>70,011,234.17</u>	<u>70,011,234.17</u>	<u>0.00</u>	<u>2,709.71</u>	<u>0.00</u>	<u>0.00</u>	<u>113,153.63</u>	<u>0.00</u>
State Pool Total					<u>0.0435</u>	<u>70,011,234.17</u>	<u>70,011,234.17</u>	<u>0.00</u>	<u>2,709.71</u>	<u>0.00</u>	<u>0.00</u>	<u>113,153.63</u>	<u>0.00</u>
MB18 - MBIA COUNTYS CARES ACT Total					<u>0.0435</u>	<u>70,011,234.17</u>	<u>70,011,234.17</u>	<u>0.00</u>	<u>2,709.71</u>	<u>0.00</u>	<u>0.00</u>	<u>113,153.63</u>	<u>0.00</u>
MB19 - MBIA FBC ASSIST DIST #2													
State Pool													
MB19-MBIA FBC ASSIST. DIST. #2	AR-0049	State Pool	05/13/20	Open	<u>0.0436</u>	<u>4,507,061.73</u>	<u>4,507,061.73</u>	<u>0.00</u>	<u>166.71</u>	<u>0.00</u>	<u>0.00</u>	<u>7,061.73</u>	<u>0.00</u>
State Pool Total					<u>0.0436</u>	<u>4,507,061.73</u>	<u>4,507,061.73</u>	<u>0.00</u>	<u>166.71</u>	<u>0.00</u>	<u>0.00</u>	<u>7,061.73</u>	<u>0.00</u>
MB19 - MBIA FBC ASSIST DIST #2 Total					<u>0.0436</u>	<u>4,507,061.73</u>	<u>4,507,061.73</u>	<u>0.00</u>	<u>166.71</u>	<u>0.00</u>	<u>0.00</u>	<u>7,061.73</u>	<u>0.00</u>
MB20 - MBIA FBC ASSIST DIST #4													
State Pool													
MB20- MBIA FBC ASSIST. DIST. #4	AR-0050	State Pool	05/13/20	Open	<u>0.0436</u>	<u>1,253,416.21</u>	<u>1,253,416.21</u>	<u>0.00</u>	<u>46.36</u>	<u>0.00</u>	<u>0.00</u>	<u>3,416.21</u>	<u>0.00</u>
State Pool Total					<u>0.0436</u>	<u>1,253,416.21</u>	<u>1,253,416.21</u>	<u>0.00</u>	<u>46.36</u>	<u>0.00</u>	<u>0.00</u>	<u>3,416.21</u>	<u>0.00</u>
MB20 - MBIA FBC ASSIST DIST #4 Total					<u>0.0436</u>	<u>1,253,416.21</u>	<u>1,253,416.21</u>	<u>0.00</u>	<u>46.36</u>	<u>0.00</u>	<u>0.00</u>	<u>3,416.21</u>	<u>0.00</u>
MB21 - MBIA ASSIST DIST #6													
State Pool													

Interest Accrual
Ft. Bend County
Effective Interest - Actual Life
Receipts in Period
10/01/21 - 10/31/21

CUSIP	Invest Number	Security Description	Purchase Date	Sale Date	Yield Earned	Ending Par Val/Shares	Ending Amor Val/Cost	Purchased Interest	Int/Div Rec In the Perd	Int/Div Accrued In the Perd	PTD Purch Received	Int/Div Rec Purch/Date	Int/Div Accrued Purch/Date
MB21-MBIA FBC ASSIST. DIST. #6	AR-0051	State Pool	05/13/20	Open	0.0435	2,005,465.85	2,005,465.85	0.00	74.14	0.00	0.00	5,465.85	0.00
State Pool Total					0.0435	2,005,465.85	2,005,465.85	0.00	74.14	0.00	0.00	5,465.85	0.00
MB21 - MBIA ASSIST DIST #6 Total					0.0435	2,005,465.85	2,005,465.85	0.00	74.14	0.00	0.00	5,465.85	0.00
MB23 - MBIA JUVENILE													
State Pool													
MB23-MBIA JUVENILE	AR-0053	State Pool	05/13/20	Open	0.0419	0.00	0.00	0.00	48.40	0.00	0.00	16,233.63	0.00
State Pool Total					0.0419	0.00	0.00	0.00	48.40	0.00	0.00	16,233.63	0.00
MB23 - MBIA JUVENILE Total					0.0419	0.00	0.00	0.00	48.40	0.00	0.00	16,233.63	0.00
MB24 - MBIA DEBT SERVICE													
State Pool													
MB24-MBIA DEBT SERVICE	AR-0054	State Pool	05/13/20	Open	0.0437	8,510,724.95	8,510,724.95	0.00	243.93	0.00	0.00	42,447.71	0.00
State Pool Total					0.0437	8,510,724.95	8,510,724.95	0.00	243.93	0.00	0.00	42,447.71	0.00
MB24 - MBIA DEBT SERVICE Total					0.0437	8,510,724.95	8,510,724.95	0.00	243.93	0.00	0.00	42,447.71	0.00
MB25 - MBIA DRAINAGE DEBT SERVICE													
State Pool													
MB25-MBIA DRAINAGE DEBT SERVICE	AR-0055	State Pool	05/13/20	Open	0.0435	2,502,958.95	2,502,958.95	0.00	92.57	0.00	0.00	2,958.95	0.00
State Pool Total					0.0435	2,502,958.95	2,502,958.95	0.00	92.57	0.00	0.00	2,958.95	0.00
MB25 - MBIA DRAINAGE DEBT SERVICE Total					0.0435	2,502,958.95	2,502,958.95	0.00	92.57	0.00	0.00	2,958.95	0.00
MB26 - MBIA FACILITIES BOND 2018													
State Pool													
MB26-FACILITIES BOND 2018	AR-0056	State Pool	05/13/20	Open	0.0435	10,036,832.26	10,036,832.26	0.00	371.19	0.00	0.00	36,832.26	0.00
State Pool Total					0.0435	10,036,832.26	10,036,832.26	0.00	371.19	0.00	0.00	36,832.26	0.00
MB26 - MBIA FACILITIES BOND 2018 Total					0.0435	10,036,832.26	10,036,832.26	0.00	371.19	0.00	0.00	36,832.26	0.00
MB27 - MBIA TX HERITAGE PARKWAY 2020													
State Pool													
MB27-MBIA TX HERITAGE PARKWAY	AR-0057	State Pool	05/13/20	Open	0.0436	5,008,876.82	5,008,876.82	0.00	185.27	0.00	0.00	39,256.17	0.00
State Pool Total					0.0436	5,008,876.82	5,008,876.82	0.00	185.27	0.00	0.00	39,256.17	0.00
MB27 - MBIA TX HERITAGE PARKWAY 2020 Total					0.0436	5,008,876.82	5,008,876.82	0.00	185.27	0.00	0.00	39,256.17	0.00
MB28 - MBIA Grand Parkway 2021													
State Pool													
MB28-MBIA GRAND PARKWAY 2021	AR-0059	State Pool	08/02/21	Open	0.0435	32,003,379.31	32,003,379.31	0.00	1,183.65	0.00	0.00	3,379.31	0.00
State Pool Total					0.0435	32,003,379.31	32,003,379.31	0.00	1,183.65	0.00	0.00	3,379.31	0.00
MB28 - MBIA Grand Parkway 2021 Total					0.0435	32,003,379.31	32,003,379.31	0.00	1,183.65	0.00	0.00	3,379.31	0.00
MB29 - MBIA Sr Lien 2021													
State Pool													
MB29-MBIA SR LIEN TOLL RD 2021	AR-0060	State Pool	08/02/21	Open	0.0435	71,008,014.91	71,008,014.91	0.00	2,626.25	0.00	0.00	8,014.91	0.00
State Pool Total					0.0435	71,008,014.91	71,008,014.91	0.00	2,626.25	0.00	0.00	8,014.91	0.00
MB29 - MBIA Sr Lien 2021 Total					0.0435	71,008,014.91	71,008,014.91	0.00	2,626.25	0.00	0.00	8,014.91	0.00
MB30 - MBIA Flood Proj Drainage 20													
State Pool													
MB30-MBIA FLOOD PRO DRAINAGE 20	AR-0061	State Pool	08/02/21	Open	0.0437	14,001,180.86	14,001,180.86	0.00	404.48	0.00	0.00	1,180.86	0.00
State Pool Total					0.0437	14,001,180.86	14,001,180.86	0.00	404.48	0.00	0.00	1,180.86	0.00
MB30 - MBIA Flood Proj Drainage 20 Total					0.0437	14,001,180.86	14,001,180.86	0.00	404.48	0.00	0.00	1,180.86	0.00
TT00 - TEXAS TERM GENERAL													
State Pool													
TT00-TX TERM General	AR-0022	State Pool	11/01/08	Open	0.0220	1,071.88	1,071.88	0.00	0.02	0.00	0.00	21,456.65	0.00

Interest Accrual
Ft. Bend County
Effective Interest - Actual Life
Receipts in Period
10/01/21 - 10/31/21

CUSIP	Invest Number	Security Description	Purchase Date	Sale Date	Yield Earned	Ending Par Val/Shares	Ending Amor Val/Cost	Purchased Interest	Int/Div Rec In the Perd	Int/Div Accrued In the Perd	PTD Purch Received	Int/Div Rec Purch/Date	Int/Div Accrued Purch/Date
State Pool Total					<u>0.0220</u>	<u>1,071.88</u>	<u>1,071.88</u>	<u>0.00</u>	<u>0.02</u>	<u>0.00</u>	<u>0.00</u>	<u>21,456.65</u>	<u>0.00</u>
TT00 - TEXAS TERM GENERAL Total					<u>0.0220</u>	<u>1,071.88</u>	<u>1,071.88</u>	<u>0.00</u>	<u>0.02</u>	<u>0.00</u>	<u>0.00</u>	<u>21,456.65</u>	<u>0.00</u>
TT02 - TEXAS TERM TOLL OPERATIONS													
State Pool													
TT02-TX TERM Toll Rd. Operation	AR-0024	State Pool	11/01/08	Open	<u>0.0220</u>	<u>1,070.66</u>	<u>1,070.66</u>	<u>0.00</u>	<u>0.02</u>	<u>0.00</u>	<u>0.00</u>	<u>18,000.56</u>	<u>0.00</u>
State Pool Total					<u>0.0220</u>	<u>1,070.66</u>	<u>1,070.66</u>	<u>0.00</u>	<u>0.02</u>	<u>0.00</u>	<u>0.00</u>	<u>18,000.56</u>	<u>0.00</u>
TT02 - TEXAS TERM TOLL OPERATIONS Total					<u>0.0220</u>	<u>1,070.66</u>	<u>1,070.66</u>	<u>0.00</u>	<u>0.02</u>	<u>0.00</u>	<u>0.00</u>	<u>18,000.56</u>	<u>0.00</u>
TT04 - TEXAS TERM ROAD & BRIDGE													
State Pool													
TT04-TX TERM Road & Bridge	AR-0026	State Pool	11/01/08	Open	<u>0.0220</u>	<u>1,068.71</u>	<u>1,068.71</u>	<u>0.00</u>	<u>0.02</u>	<u>0.00</u>	<u>0.00</u>	<u>8,275.99</u>	<u>0.00</u>
State Pool Total					<u>0.0220</u>	<u>1,068.71</u>	<u>1,068.71</u>	<u>0.00</u>	<u>0.02</u>	<u>0.00</u>	<u>0.00</u>	<u>8,275.99</u>	<u>0.00</u>
TT04 - TEXAS TERM ROAD & BRIDGE Total					<u>0.0220</u>	<u>1,068.71</u>	<u>1,068.71</u>	<u>0.00</u>	<u>0.02</u>	<u>0.00</u>	<u>0.00</u>	<u>8,275.99</u>	<u>0.00</u>
TT05 - TEXAS TERM DRAINAGE													
State Pool													
TT05-TX TERM Drainage	AR-0027	State Pool	11/01/08	Open	<u>0.0332</u>	<u>354.55</u>	<u>354.55</u>	<u>0.00</u>	<u>0.01</u>	<u>0.00</u>	<u>0.00</u>	<u>5,033.82</u>	<u>0.00</u>
State Pool Total					<u>0.0332</u>	<u>354.55</u>	<u>354.55</u>	<u>0.00</u>	<u>0.01</u>	<u>0.00</u>	<u>0.00</u>	<u>5,033.82</u>	<u>0.00</u>
TT05 - TEXAS TERM DRAINAGE Total					<u>0.0332</u>	<u>354.55</u>	<u>354.55</u>	<u>0.00</u>	<u>0.01</u>	<u>0.00</u>	<u>0.00</u>	<u>5,033.82</u>	<u>0.00</u>

Premium/Discount Amortization
Ft. Bend County
Effective Interest - Actual Life
Receipts in Period
10/01/21 - 10/31/21

15

CUSIP	Invest Number	Security Description	Purchase Date	Amortiz Date	Yield Earned	Beginning Par Val/Shares	Beginning Unamor Val/Cost	Premium Discount	Ending Par Val/Shares	Ending Amor Val/Cost	Unamor Prem/Dscnt	Amortization In the Perd	Amortization Purch/Date
Money Market													
Cadence-Money Market Accts	AR-0058	Money Market	01/31/21	Open	0.0635	141,804,048.68	141,804,048.68	0.00	126,598,274.38	126,598,274.38	0.00	0.00	0.00
Money Market Total					0.0635	141,804,048.68	141,804,048.68	0.00	126,598,274.38	126,598,274.38	0.00	0.00	0.00
State Pool													
MB02-MBIA General	AR-0015	State Pool	11/01/08	Open	0.0435	61,054,188.06	61,054,188.06	0.00	51,056,359.75	51,056,359.75	0.00	0.00	0.00
MB03-MBIA Road & Bridge	AR-0016	State Pool	11/01/08	Open	0.0429	6,577,561.33	6,577,561.33	0.00	1,577,689.28	1,577,689.28	0.00	0.00	0.00
MB04-MBIA Drainage	AR-0017	State Pool	11/01/08	Open	0.0435	13,292,707.57	13,292,707.57	0.00	12,293,176.05	12,293,176.05	0.00	0.00	0.00
MB06-MBIA Toll Rd. Operations	AR-0019	State Pool	11/01/08	Open	0.0436	62,997,396.54	62,997,396.54	0.00	66,999,761.20	66,999,761.20	0.00	0.00	0.00
TT00-TX TERM General	AR-0022	State Pool	11/01/08	Open	0.0220	1,071.86	1,071.86	0.00	1,071.88	1,071.88	0.00	0.00	0.00
TT02-TX TERM Toll Rd. Operation	AR-0024	State Pool	11/01/08	Open	0.0220	1,070.64	1,070.64	0.00	1,070.66	1,070.66	0.00	0.00	0.00
TT04-TX TERM Road & Bridge	AR-0026	State Pool	11/01/08	Open	0.0220	1,068.69	1,068.69	0.00	1,068.71	1,068.71	0.00	0.00	0.00
TT05-TX TERM Drainage	AR-0027	State Pool	11/01/08	Open	0.0332	354.54	354.54	0.00	354.55	354.55	0.00	0.00	0.00
LOG1-Logic- General	AR-0028	State Pool	11/10/08	Open	0.0359	743,093.79	743,093.79	0.00	743,116.46	743,116.46	0.00	0.00	0.00
LOG2-Logic-Toll Rd. Operations	AR-0029	State Pool	11/10/08	Open	0.0359	35,128,468.10	35,128,468.10	0.00	35,129,539.70	35,129,539.70	0.00	0.00	0.00
LOG5-Logic-Drainage	AR-0032	State Pool	11/10/08	Open	0.0359	522,369.40	522,369.40	0.00	522,385.34	522,385.34	0.00	0.00	0.00
LOG8-Logic-Road & Bridge	AR-0035	State Pool	11/10/08	Open	0.0359	2,523,832.08	2,523,832.08	0.00	2,523,909.07	2,523,909.07	0.00	0.00	0.00
MB12-MBIA ESD 100 AGREEMENT	AR-0041	State Pool	08/31/16	Open	0.0435	3,990,831.51	3,990,831.51	0.00	3,990,979.11	3,990,979.11	0.00	0.00	0.00
MB13-MBIA ASSISTANCE DIST #1	AR-0042	State Pool	08/31/16	Open	0.0436	4,000,228.02	4,000,228.02	0.00	4,000,375.99	4,000,375.99	0.00	0.00	0.00
MB14-MBIA GR PARKWAY OPERATIONS	AR-0043	State Pool	08/31/16	Open	0.0436	39,913,750.04	39,913,750.04	0.00	42,915,252.28	42,915,252.28	0.00	0.00	0.00
MB17 - SR LIEN BOND 2016	AR-0046	State Pool	12/09/16	Open	0.0437	4,020,285.71	4,020,285.71	0.00	6,020,451.72	6,020,451.72	0.00	0.00	0.00
LO10-LOGIC-COUNTY'S CARE ACT	AR-0047	State Pool	05/12/20	Open	0.0359	15,001,441.83	15,001,441.83	0.00	15,001,899.48	15,001,899.48	0.00	0.00	0.00
MB18-MBIA COUNTY'S CARES ACT	AR-0048	State Pool	05/12/20	Open	0.0435	75,008,524.46	75,008,524.46	0.00	70,011,234.17	70,011,234.17	0.00	0.00	0.00
MB19-MBIA FBC ASSIST. DIST. #2	AR-0049	State Pool	05/13/20	Open	0.0436	4,506,895.02	4,506,895.02	0.00	4,507,061.73	4,507,061.73	0.00	0.00	0.00
MB20- MBIA FBC ASSIST. DIST. #4	AR-0050	State Pool	05/13/20	Open	0.0436	1,253,369.85	1,253,369.85	0.00	1,253,416.21	1,253,416.21	0.00	0.00	0.00
MB21-MBIA FBC ASSIST. DIST. #6	AR-0051	State Pool	05/13/20	Open	0.0435	2,005,391.71	2,005,391.71	0.00	2,005,465.85	2,005,465.85	0.00	0.00	0.00
MB23-MBIA JUVENILE	AR-0053	State Pool	05/13/20	Open	0.0419	4,516,185.23	4,516,185.23	0.00	0.00	0.00	0.00	0.00	0.00
MB24-MBIA DEBT SERVICE	AR-0054	State Pool	05/13/20	Open	0.0437	6,010,481.02	6,010,481.02	0.00	8,510,724.95	8,510,724.95	0.00	0.00	0.00
MB25-MBIA DRAINAGE DEBT SERVICE	AR-0055	State Pool	05/13/20	Open	0.0435	2,502,866.38	2,502,866.38	0.00	2,502,958.95	2,502,958.95	0.00	0.00	0.00
MB26-FACILITIES BOND 2018	AR-0056	State Pool	05/13/20	Open	0.0435	10,036,461.07	10,036,461.07	0.00	10,036,832.26	10,036,832.26	0.00	0.00	0.00
MB27-MBIA TX HERITAGE PARKWAY	AR-0057	State Pool	05/13/20	Open	0.0436	5,008,691.55	5,008,691.55	0.00	5,008,876.82	5,008,876.82	0.00	0.00	0.00
MB28-MBIA GRAND PARKWAY 2021	AR-0059	State Pool	08/02/21	Open	0.0435	32,002,195.66	32,002,195.66	0.00	32,003,379.31	32,003,379.31	0.00	0.00	0.00
MB29-MBIA SR LIEN TOLL RD 2021	AR-0060	State Pool	08/02/21	Open	0.0435	71,005,388.66	71,005,388.66	0.00	71,008,014.91	71,008,014.91	0.00	0.00	0.00
MB30-MBIA FLOOD PRO DRAINAGE 20	AR-0061	State Pool	08/02/21	Open	0.0437	10,000,776.38	10,000,776.38	0.00	14,001,180.86	14,001,180.86	0.00	0.00	0.00
State Pool Total					0.0427	473,626,946.70	473,626,946.70	0.00	463,627,607.25	463,627,607.25	0.00	0.00	0.00
Investment Total					0.0475	615,430,995.38	615,430,995.38	0.00	590,225,881.63	590,225,881.63	0.00	0.00	0.00

Open Investments

Ft. Bend County

Effective Interest - Actual Life
Receipts in Period
10/31/21

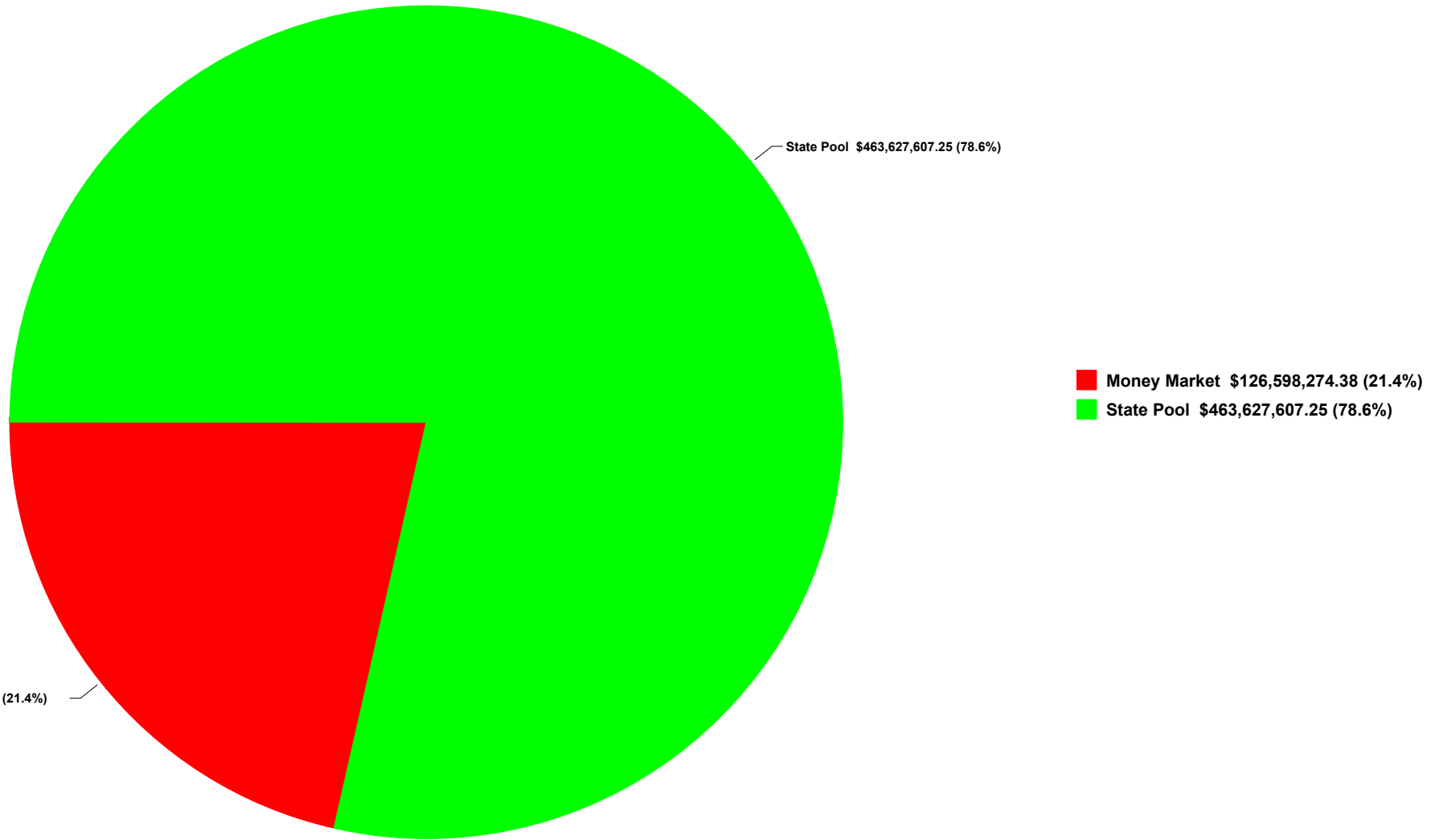
CUSIP	Invest Number	Security Description	Invest Class	Purchase Date	Call Date	Purchase Institut	SafeKeep Institut	Issuing Institut	Yield Matur	Yield Call	Original Unit Cost	Original Par Val/Shares	Original Princ/Cost	Orig Prem Discount	Ending Unit Price	Ending Par Val/Shares	Ending Amor Val/Cost	Ending Prem/Dscnt
Money Market																		
Cadence-Money Market Accts	AR-0058	Money Market		01/31/21	Open	101	None	101	0.0700	0.0700	1.000000	210,194,488.52	210,194,488.52	0.00	1.000000	126,598,274.38	126,598,274.38	0.00
Money Market Total									0.0700	0.0700	1.000000	210,194,488.52	210,194,488.52	0.00	1.000000	126,598,274.38	126,598,274.38	0.00
State Pool																		
MB02-MBIA General	AR-0015	State Pool		11/01/08	Open	2000	None	2000	0.0435	0.0435	1.000000	17,374,917.83	17,374,917.83	0.00	1.000000	51,056,359.75	51,056,359.75	0.00
MB03-MBIA Road & Bridge	AR-0016	State Pool		11/01/08	Open	2000	None	2000	0.0435	0.0435	1.000000	2,856,438.24	2,856,438.24	0.00	1.000000	1,577,689.28	1,577,689.28	0.00
MB04-MBIA Drainage	AR-0017	State Pool		11/01/08	Open	2000	None	2000	0.0435	0.0435	1.000000	1,267,218.21	1,267,218.21	0.00	1.000000	12,293,176.05	12,293,176.05	0.00
MB06-MBIA Toll Rd. Operations	AR-0019	State Pool		11/01/08	Open	2000	None	2000	0.0435	0.0435	1.000000	3,143,377.27	3,143,377.27	0.00	1.000000	66,999,761.20	66,999,761.20	0.00
TT00-TX TERM General	AR-0022	State Pool		11/01/08	Open	2005	None	2005	0.0200	0.0200	1.000000	10,006,437.87	10,006,437.87	0.00	1.000000	1,071.88	1,071.88	0.00
TT02-TX TERM Toll Rd. Operation	AR-0024	State Pool		11/01/08	Open	2005	None	2005	0.0200	0.0200	0.000000	0.00	0.00	0.00	1.000000	1,070.66	1,070.66	0.00
TT04-TX TERM Road & Bridge	AR-0026	State Pool		11/01/08	Open	2005	None	2005	0.0200	0.0200	1.000000	10,463.28	10,463.28	0.00	1.000000	1,068.71	1,068.71	0.00
TT05-TX TERM Drainage	AR-0027	State Pool		11/01/08	Open	2005	None	2005	0.0200	0.0200	1.000000	109,774.61	109,774.61	0.00	1.000000	354.55	354.55	0.00
LOG1-Logic- General	AR-0028	State Pool		11/10/08	Open	200	None	200	0.0359	0.0359	1.000000	10,000,000.00	10,000,000.00	0.00	1.000000	743,116.46	743,116.46	0.00
LOG2-Logic-Toll Rd.Operations	AR-0029	State Pool		11/10/08	Open	200	None	200	0.0359	0.0359	1.000000	2,000,000.00	2,000,000.00	0.00	1.000000	35,129,539.70	35,129,539.70	0.00
LOG5-Logic-Drainage	AR-0032	State Pool		11/10/08	Open	200	None	200	0.0359	0.0359	1.000000	500,000.00	500,000.00	0.00	1.000000	522,385.34	522,385.34	0.00
LOG8-Logic-Road & Bridge	AR-0035	State Pool		11/10/08	Open	200	None	200	0.0359	0.0359	1.000000	1,000,000.00	1,000,000.00	0.00	1.000000	2,523,909.07	2,523,909.07	0.00
MB12-MBIA ESD 100 AGREEMENT	AR-0041	State Pool		08/31/16	Open	2000	None	2000	0.0435	0.0435	1.000000	3,900,000.00	3,900,000.00	0.00	1.000000	3,990,979.11	3,990,979.11	0.00
MB13-MBIA ASSISTANCE DIST #1	AR-0042	State Pool		08/31/16	Open	2000	None	2000	0.0435	0.0435	1.000000	10,000,000.00	10,000,000.00	0.00	1.000000	4,000,375.99	4,000,375.99	0.00
MB14-MBIA GR PARKWAY OPERATIONS	AR-0043	State Pool		08/31/16	Open	2000	None	2000	0.0435	0.0435	1.000000	8,500,000.00	8,500,000.00	0.00	1.000000	42,915,252.28	42,915,252.28	0.00
MB17 - SR LIEN BOND 2016	AR-0046	State Pool		12/09/16	Open	2000	None	2000	0.0435	0.0435	1.000000	35,000,000.00	35,000,000.00	0.00	1.000000	6,020,451.72	6,020,451.72	0.00
LO10-LOGIC-COUNTY'S CARE ACT	AR-0047	State Pool		05/12/20	Open	200	None	200	0.0359	0.0359	1.000000	67,000,000.00	67,000,000.00	0.00	1.000000	15,001,899.48	15,001,899.48	0.00
MB18-MBIA COUNTY'S CARES ACT	AR-0048	State Pool		05/12/20	Open	2000	None	2000	0.0443	0.0443	1.000000	67,000,000.00	67,000,000.00	0.00	1.000000	70,011,234.17	70,011,234.17	0.00
MB19-MBIA FBC ASSIST. DIST. #2	AR-0049	State Pool		05/13/20	Open	2000	None	2000	0.0435	0.0435	1.000000	2,500,000.00	2,500,000.00	0.00	1.000000	4,507,061.73	4,507,061.73	0.00
MB20- MBIA FBC ASSIST. DIST. #4	AR-0050	State Pool		05/13/20	Open	2000	None	2000	0.0435	0.0435	1.000000	1,250,000.00	1,250,000.00	0.00	1.000000	1,253,416.21	1,253,416.21	0.00
MB21-MBIA FBC ASSIST. DIST. #6	AR-0051	State Pool		05/13/20	Open	2000	None	2000	0.0435	0.0435	1.000000	2,000,000.00	2,000,000.00	0.00	1.000000	2,005,465.85	2,005,465.85	0.00
MB23-MBIA JUVENILE	AR-0053	State Pool		05/13/20	Open	2000	None	2000	0.0435	0.0435	1.000000	8,000,000.00	8,000,000.00	0.00	0.000000	0.00	0.00	0.00
MB24-MBIA DEBT SERVICE	AR-0054	State Pool		05/13/20	Open	2000	None	2000	0.0443	0.0443	1.000000	21,000,000.00	21,000,000.00	0.00	1.000000	8,510,724.95	8,510,724.95	0.00
MB25-MBIA DRAINAGE DEBT SERVICE	AR-0055	State Pool		05/13/20	Open	2000	None	2000	0.0435	0.0435	1.000000	1,000,000.00	1,000,000.00	0.00	1.000000	2,502,958.95	2,502,958.95	0.00
MB26-FACILITIES BOND 2018	AR-0056	State Pool		05/13/20	Open	2000	None	2000	0.0435	0.0435	1.000000	14,000,000.00	14,000,000.00	0.00	1.000000	10,036,832.26	10,036,832.26	0.00
MB27-MBIA TX HERITAGE PARKWAY	AR-0057	State Pool		05/13/20	Open	2000	None	2000	0.0435	0.0435	1.000000	17,000,000.00	17,000,000.00	0.00	1.000000	5,008,876.82	5,008,876.82	0.00
MB28-MBIA GRAND PARKWAY 2021	AR-0059	State Pool		08/02/21	Open	2000	None	2000	0.0435	0.0435	1.000000	25,000,000.00	25,000,000.00	0.00	1.000000	32,003,379.31	32,003,379.31	0.00
MB29-MBIA SR LIEN TOLL RD 2021	AR-0060	State Pool		08/02/21	Open	2000	None	2000	0.0435	0.0435	1.000000	68,000,000.00	68,000,000.00	0.00	1.000000	71,008,014.91	71,008,014.91	0.00
MB30-MBIA FLOOD PRO DRAINAGE 20	AR-0061	State Pool		08/02/21	Open	2000	None	2000	0.0435	0.0435	1.000000	10,000,000.00	10,000,000.00	0.00	1.000000	14,001,180.86	14,001,180.86	0.00
State Pool Total									0.0428	0.0428	1.000000	409,418,627.31	409,418,627.31	0.00	1.000000	463,627,607.25	463,627,607.25	0.00
Investment Total									0.0486	0.0486	1.000000	619,613,115.83	619,613,115.83	0.00	1.000000	590,225,881.63	590,225,881.63	0.00

Open Investments

Ft. Bend County

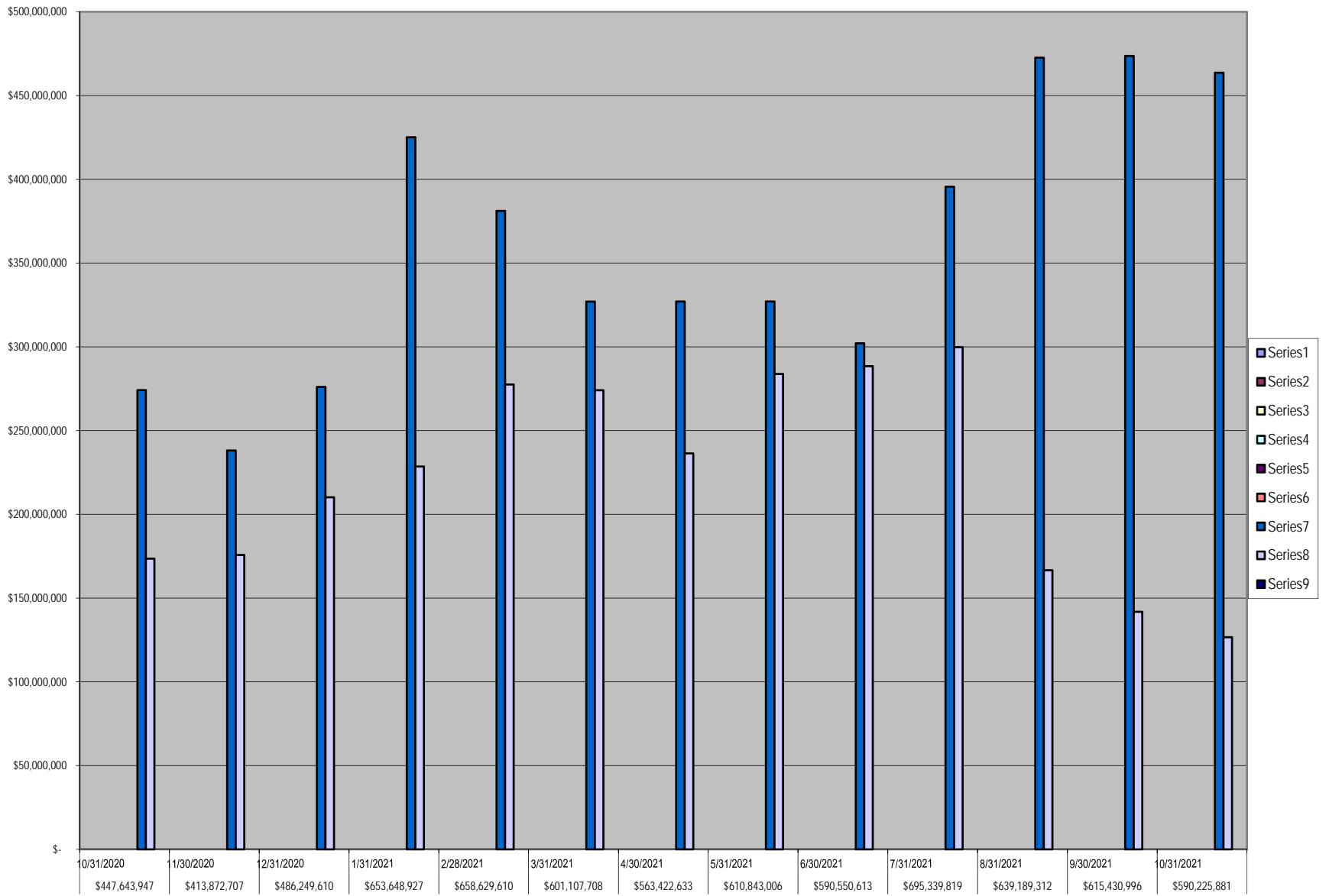
Effective Interest - Actual Life
Receipts in Period
10/31/21

Showing Ending Par Val/Shares: \$590,225,881.63



FBC INVESTMENT TRAILING 12 MONTHS

Open		FARMERS											Prosperity	Prosperity -
Investments		MAC DN	FFCB	FHLB	FHLMC	FNMA	FNMA	DISCOUNT	NOTE	State Pool	Money Market	Invst. Acct.		
\$ 447,643,947	10/31/2020	\$ -	\$ -	\$ -	\$ -	\$ -	\$ -	\$ -	\$ -	\$ 274,128,242	\$ 173,515,705	\$ -	\$ -	\$ -
\$ 413,872,707	11/30/2020	\$ -	\$ -	\$ -	\$ -	\$ -	\$ -	\$ -	\$ -	\$ 238,129,414	\$ 175,743,293	\$ -	\$ -	\$ -
\$ 486,249,610	12/31/2020	\$ -	\$ -	\$ -	\$ -	\$ -	\$ -	\$ -	\$ -	\$ 276,055,122	\$ 210,194,488	\$ -	\$ -	\$ -
\$ 653,648,927	1/31/2021	\$ -	\$ -	\$ -	\$ -	\$ -	\$ -	\$ -	\$ -	\$ 425,089,250	\$ 228,559,677	\$ -	\$ -	\$ -
\$ 658,629,610	2/28/2021	\$ -	\$ -	\$ -	\$ -	\$ -	\$ -	\$ -	\$ -	\$ 381,123,831	\$ 277,505,779	\$ -	\$ -	\$ -
\$ 601,107,708	3/31/2021	\$ -	\$ -	\$ -	\$ -	\$ -	\$ -	\$ -	\$ -	\$ 327,009,281	\$ 274,098,427	\$ -	\$ -	\$ -
\$ 563,422,633	4/30/2021	\$ -	\$ -	\$ -	\$ -	\$ -	\$ -	\$ -	\$ -	\$ 327,031,885	\$ 236,390,748	\$ -	\$ -	\$ -
\$ 610,843,006	5/31/2021	\$ -	\$ -	\$ -	\$ -	\$ -	\$ -	\$ -	\$ -	\$ 327,053,566	\$ 283,789,440	\$ -	\$ -	\$ -
\$ 590,550,613	6/30/2021	\$ -	\$ -	\$ -	\$ -	\$ -	\$ -	\$ -	\$ -	\$ 302,069,061	\$ 288,481,552	\$ -	\$ -	\$ -
\$ 695,339,819	7/31/2021	\$ -	\$ -	\$ -	\$ -	\$ -	\$ -	\$ -	\$ -	\$ 395,587,723	\$ 299,752,096	\$ -	\$ -	\$ -
\$ 639,189,312	8/31/2021	\$ -	\$ -	\$ -	\$ -	\$ -	\$ -	\$ -	\$ -	\$ 472,609,124	\$ 166,580,188	\$ -	\$ -	\$ -
\$ 615,430,996	9/30/2021	\$ -	\$ -	\$ -	\$ -	\$ -	\$ -	\$ -	\$ -	\$ 473,626,947	\$ 141,804,049	\$ -	\$ -	\$ -
\$ 590,225,881	10/31/2021	\$ -	\$ -	\$ -	\$ -	\$ -	\$ -	\$ -	\$ -	\$ 463,627,607	\$ 126,598,274	\$ -	\$ -	\$ -





11/02/2021

To Whom It May Concern,

In accordance with Cadence Bank's Depository Bid, the interest rate for the month of October 2021 is a fixed rate of 0.07% for all Fort Bend County interest-bearing accounts.

Sincerely,

Amy Wills

Amy Wills
VP, Treasury Management Officer
Cadence Bank N.A.

Texas CLASS

Texas CLASS		
Average Monthly Yield: 0,0435%		
Date	Dividend Rate	Daily Yield
10/01/2021	0.000003393	0.0413%
10/02/2021	0.000000000	0.0413%
10/03/2021	0.000000000	0.0413%
10/04/2021	0.000001165	0.0425%
10/05/2021	0.000001084	0.0395%
10/06/2021	0.000001169	0.0427%
10/07/2021	0.000001104	0.0403%
10/08/2021	0.000004712	0.0430%
10/09/2021	0.000000000	0.0430%
10/10/2021	0.000000000	0.0430%
10/11/2021	0.000000000	0.0430%
10/12/2021	0.000001193	0.0436%
10/13/2021	0.000001204	0.0440%
10/14/2021	0.000001243	0.0453%
10/15/2021	0.000003696	0.0450%
10/16/2021	0.000000000	0.0450%
10/17/2021	0.000000000	0.0450%
10/18/2021	0.000001256	0.0458%
10/19/2021	0.000001240	0.0453%
10/20/2021	0.000001214	0.0443%
10/21/2021	0.000001178	0.0430%
10/22/2021	0.000003486	0.0424%
10/23/2021	0.000000000	0.0424%
10/24/2021	0.000000000	0.0424%
10/25/2021	0.000001197	0.0437%
10/26/2021	0.000001196	0.0436%
10/27/2021	0.000001206	0.0441%
10/28/2021	0.000001219	0.0445%
10/29/2021	0.000003831	0.0466%
10/30/2021	0.000000000	0.0466%
10/31/2021	0.000000000	0.0466%

Performance results are shown net of all fees and expenses and reflect the reinvestment of dividends and other earnings. Many factors affect performance including changes in market conditions and interest rates and in response to other economic, political, or financial developments. Investment involves risk including the possible loss of principal. No assurance can be given that the performance objectives of a given strategy will be achieved. **Past performance is no guarantee of future results. Any financial and/or investment decision may incur losses.**



October 31, 2021

Current Yield¹: 0.0151%

Historical Rates Monthly Distribution Yields²

	2011	2012	2013	2014	2015	2016	2017	2018	2019	2020	2021
January	0.1384%	0.0821%	0.1161%	0.0389%	0.0671%	0.3506%	0.5788%	1.3427%	2.3957%	1.6102%	0.0733%
February	0.1661%	0.1005%	0.0954%	0.0367%	0.0813%	0.3915%	0.5908%	1.3987%	2.3957%	1.5765%	0.0508%
March	0.1410%	0.0976%	0.1002%	0.0379%	0.0895%	0.4070%	0.6635%	1.4959%	2.4131%	1.2044%	0.0505%
April	0.0983%	0.0972%	0.0830%	0.0363%	0.0904%	0.4225%	0.7477%	1.6492%	2.4243%	0.8253%	0.0500%
May	0.0888%	0.1182%	0.0786%	0.0393%	0.0860%	0.4328%	0.7606%	1.7528%	2.4123%	0.4055%	0.0419%
June	0.0876%	0.1276%	0.0548%	0.0396%	0.0921%	0.4406%	0.8479%	1.8500%	2.4069%	0.2355%	0.0296%
July	0.0618%	0.1262%	0.0504%	0.0452%	0.0992%	0.4497%	0.9587%	1.9551%	2.3786%	0.2151%	0.0204%
August	0.0797%	0.1255%	0.0497%	0.0575%	0.1107%	0.4697%	0.9961%	1.9931%	2.2118%	0.1579%	0.0211%
September	0.0665%	0.1262%	0.0461%	0.0597%	0.1299%	0.4978%	1.0271%	2.0345%	2.1528%	0.1378%	0.0182%
October	0.0655%	0.1283%	0.0380%	0.0574%	0.1504%	0.4688%	1.0470%	2.1533%	1.9688%	0.1158%	0.0167%
November	0.0814%	0.1254%	0.0375%	0.0572%	0.1470%	0.4482%	1.0914%	2.2135%	1.7388%	0.1034%	
December	0.1093%	0.1303%	0.0369%	0.0667%	0.2255%	0.4988%	1.2134%	2.3157%	1.6638%	0.0886%	

**Call toll-free
1-866-839-8376**

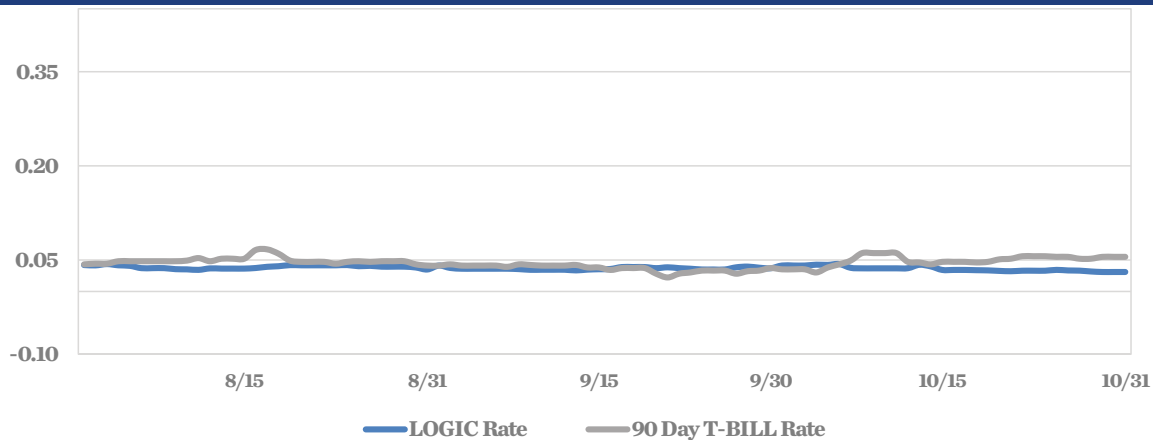
Past performance is not indicative of future results and yields may vary.

(1) The current yield, which is also known as the current annualized yield or current seven-day yield, represents the net change, exclusive of capital changes and income other than investment income, in the value of a hypothetical account with a balance of one share (normally \$1.00 per share) over a seven-day base period expressed as a percentage of the value of one share at the beginning of the seven-day period. This resulting net change in account value is then annualized by multiplying it by 365 and dividing the result by 7. The yields shown may reflect fee waivers by service providers that subsidize and reduce the total operating expenses of the TexasDAILY portfolio. Portfolio yields would be lower if there were no such waivers.

(2) The monthly distribution yield represents the sum of a month's one-day allocation factors divided by the number of days in that month, and multiplied by 365. The yields shown may reflect fee waivers by service providers that subsidize and reduce the total operating expenses of the TexasDAILY portfolio. Portfolio yields would be lower if there were no such waivers.

This information is for institutional investors, not for further distribution to retail investors, and does not represent an offer to sell or a solicitation of an offer to buy or sell any fund or other security. Investors should consider the Texas Range Investment Program's (the "Program's") investment objectives, risks, charges and expenses before investing. This and other information about the Program is available in the Program's Information Statement, which should be read carefully before investing. A copy of the Program's Information Statement may be obtained by calling 1-866-839-8376 or is available on the Program's website at www.texas-range.com. While TexasDAILY and TexasDAILY Select seek to maintain a stable net asset value of \$1.00 per share and TexasTERM seeks to achieve a net asset value of \$1.00 per share at its stated maturity, it is possible to lose money investing in the Program. An investment in the Program is not insured or guaranteed by the Federal Deposit Insurance Corporation or any other governmental agency. Shares of the Program are distributed by **PFM Fund Distributors, Inc.**, member Financial Industry Regulatory Authority (FINRA) (www.finra.org) and Securities Investor Protection Corporation (SIPC) (www.sipc.org). PFM Fund Distributors, Inc. is a wholly owned subsidiary of PFM Asset Management LLC.

LOGIC VERSUS 90-DAY TREASURY BILL



This material is for information purposes only. This information does not represent an offer to buy or sell a security. The above rate information is obtained from sources that are believed to be reliable; however, its accuracy or completeness may be subject to change. The LOGIC management fee may be waived in full or in part at the discretion of the LOGIC co-administrators and the LOGIC rate for the period shown reflects waiver of fees. This table represents historical investment performance/return to the customer, net of fees, and is not an indication of future performance. An investment in the security is not insured or guaranteed by the Federal Deposit Insurance Corporation or any other government agency. Although the issuer seeks to preserve the value of an investment of \$1.00 per share, it is possible to lose money by investing in the security. Information about these and other program details are in the fund's Information Statement which should be read carefully before investing. The yield on the 90-Day Treasury Bill ("T-Bill Yield") is shown for comparative purposes only. When comparing the investment returns of the LOGIC pool to the T-Bill Yield, you should know that the LOGIC pool consists of allocations of specific diversified securities as detailed in the respective Information Statements. The T-Bill Yield is taken from Bloomberg Finance L.P. and represents the daily closing yield on the then current 90-Day T-Bill. The LOGIC yield is calculated in accordance with regulations governing the registration of open-end management investment companies under the Investment Company Act of 1940 as promulgated from time to time by the federal Securities and Exchange Commission.

DAILY SUMMARY FOR OCTOBER 2021

DATE	MNY MKT FUND EQUIV. [SEC Std.]	DAILY ALLOCATION FACTOR	INVESTED BALANCE	MARKET VALUE PER SHARE	WAM DAYS (1)	WAL DAYS (2)
10/1/2021	0.0411%	0.000001127	\$7,683,647,147.11	1.000057	57	87
10/2/2021	0.0411%	0.000001127	\$7,683,647,147.11	1.000057	57	87
10/3/2021	0.0411%	0.000001127	\$7,683,647,147.11	1.000057	57	87
10/4/2021	0.0424%	0.000001161	\$7,685,960,071.50	1.000063	58	88
10/5/2021	0.0421%	0.000001153	\$7,711,429,088.38	1.000063	57	87
10/6/2021	0.0434%	0.000001189	\$7,688,833,213.41	1.000063	59	89
10/7/2021	0.0375%	0.000001028	\$7,605,534,578.17	1.000063	59	89
10/8/2021	0.0367%	0.000001005	\$7,637,952,591.28	1.000053	56	86
10/9/2021	0.0367%	0.000001005	\$7,637,952,591.28	1.000053	56	86
10/10/2021	0.0367%	0.000001005	\$7,637,952,591.28	1.000053	56	86
10/11/2021	0.0367%	0.000001005	\$7,637,952,591.28	1.000053	56	86
10/12/2021	0.0369%	0.000001010	\$7,645,189,507.61	1.000062	57	86
10/13/2021	0.0422%	0.000001155	\$7,640,660,160.71	1.000055	58	88
10/14/2021	0.0397%	0.000001087	\$7,633,194,842.45	1.000051	58	87
10/15/2021	0.0342%	0.000000937	\$7,566,133,802.02	1.000043	56	85
10/16/2021	0.0342%	0.000000937	\$7,566,133,802.02	1.000043	56	85
10/17/2021	0.0342%	0.000000937	\$7,566,133,802.02	1.000043	56	85
10/18/2021	0.0338%	0.000000926	\$7,559,137,489.20	1.000038	56	85
10/19/2021	0.0335%	0.000000918	\$7,624,660,820.32	1.000034	55	84
10/20/2021	0.0327%	0.000000897	\$7,633,516,834.09	1.000032	57	85
10/21/2021	0.0322%	0.000000881	\$7,684,585,707.41	1.000030	57	85
10/22/2021	0.0330%	0.000000905	\$7,605,128,618.65	1.000017	56	84
10/23/2021	0.0330%	0.000000905	\$7,605,128,618.65	1.000017	56	84
10/24/2021	0.0330%	0.000000905	\$7,605,128,618.65	1.000017	56	84
10/25/2021	0.0343%	0.000000939	\$7,679,434,284.13	1.000017	55	83
10/26/2021	0.0334%	0.000000916	\$7,710,917,420.17	1.000018	57	83
10/27/2021	0.0331%	0.000000906	\$7,711,640,803.94	1.000012	58	84
10/28/2021	0.0318%	0.000000871	\$7,722,952,506.97	1.000000	57	83
10/29/2021	0.0310%	0.000000848	\$7,626,140,578.49	0.999985	56	82
10/30/2021	0.0310%	0.000000848	\$7,626,140,578.49	0.999985	56	82
10/31/2021	0.0310%	0.000000848	\$7,626,140,578.49	0.999985	56	82
Average	0.0359%	0.000000984	\$7,642,987,359.11		57	85

Cadence Bank
Money Market Accounts
October 31, 2021

FUND	DESCRIPTION	BEGINNING BALANCE	DEPOSITS	WITH- DRAWALS	INTEREST	ENDING BALANCE
100	General Operating	44,717,650.21	44,423,071.49	49,820,223.52	2,017.68	39,322,515.86
150	Juvenile Operations	740,969.53	5,203,706.81	3,755,550.70	121.14	2,189,246.78
155	Road & Bridge	905,866.87	6,531,720.86	4,322,681.74	97.28	3,115,003.27
160	Drainage District	2,414,884.56	1,011,762.34	2,174,178.10	102.23	1,252,571.03
165	Lateral Road	1,256,050.85	68,020.28	-	77.02	1,324,148.15
170	Statue Restoration	4,619.87	-	-	0.27	4,620.14
175	City Water Assistance	3,152.48	210.00	500.00	0.18	2,862.66
185	Entex Contributions	4.71	-	-	-	4.71
190	H L & P Assistance	31,521.63	-	2,294.17	1.84	29,229.30
195	County Law Library	1,333,409.54	38,866.40	60,908.52	78.62	1,311,446.04
200	Law Enforcement Academy	624,747.69	752.35	6,797.78	37.06	618,739.32
205	Surface Water Supply Corp.	8,349.56	-	-	0.50	8,350.06
206	Industrial Development Corp	15,928.44	-	-	0.95	15,929.39
207	FBC Historical Commission	9,643.27	-	-	0.57	9,643.84
215	Library Donations	100,236.57	505.61	245.25	5.96	100,502.89
225	FBC Asset Forfeiture-Task-State	1,768,761.11	-	1,247,493.32	75.87	521,343.66
235	Probate Court Training	153,704.16	1,125.00	-	9.18	154,838.34
245	Alert Program-Juvenile	55,813.30	-	-	3.32	55,816.62
255	D A Asset Forfeiture-Fed.	55.54	-	-	-	55.54
265	Gus George Memorial	4,696.13	-	-	0.28	4,696.41
275	D A Special Fund Run	8,162.79	-	-	0.49	8,163.28
280	Co.Atty.Supplemental Salary	287,912.11	-	7,071.86	16.86	280,857.11
290	VIT Interest (Tax Coll)	94,622.45	671.04	10.37	5.65	95,288.77
300	FBC Elections	410,235.17	-	12,721.87	23.91	397,537.21
305	FBC Asset Forfeiture-Task-Fed.	28,505.38	-	345.96	1.68	28,161.10
310	Sheriff Ofc/Forfeiture-Assets-St.	746,799.17	2,621.55	78,817.17	42.03	670,645.58
315	Sheriff Ofc/Forfeiture-Assets-Fed.	107,440.88	-	30,925.10	5.32	76,521.10
320	Constable Pct. 2 F/A	24.08	-	-	-	24.08
322	Constable Pct 3 F/A	7,950.88	-	-	0.47	7,951.35
324	Constable Pct 1 F/A	0.76	-	-	-	0.76
332	Fire Marshal St. Ass't. Forfeiture	704.22	-	-	0.04	704.26
335	DA Asset Forfeiture-State	564,211.93	22,695.23	15,398.00	33.78	571,542.94
360	Law Enforcement Training	235,334.87	-	5,256.34	13.92	230,092.45
390	Child Protective Service IV-E	99,732.50	11,823.77	4,015.63	6.36	107,547.00

Cadence Bank
Money Market Accounts
October 31, 2021

402	Hope 3 Program Sales	61.06	-	-	-	61.06
410	Child Support IVD Reimb.	152,438.51	1,179.33	-	9.12	153,626.96
415	Local Law Enf.Block Grant	58,982.26	621.94	1,375.00	3.45	58,232.65
440	Supervision	4,560,658.65	247,480.49	427,375.10	266.64	4,381,030.68
470	FBC Assist District #16	14,332.40	1,488.15	-	0.92	15,821.47
471	FBC Assist District #17	696.07	51.98	-	0.04	748.09
472	FBC Assist District #18	12,464.17	2,561.46	-	0.86	15,026.49
473	FBC Assist District #19	24,827.10	6,351.22	-	1.77	31,180.09
474	FBC Assist District #20	258,109.32	60,401.59	-	18.13	318,529.04
475	FBC Assist District #21	971.97	601.17	-	0.09	1,573.23
476	FBC Assist District #22	395,680.67	39,588.58	-	25.35	435,294.60
600/605	Debt Service Account	4,509,947.08	240,522.42	3,079,383.93	238.82	1,671,324.39
610	Drainage Debt Service	1,288,936.63	2,703.74	-	76.74	1,291,717.11
750	Mission Bend/Four Corners	384,992.67	-	4,218.36	22.71	380,797.02
756	2018 Facilities Bond Projects	2,725,918.68	-	737,129.64	142.36	1,988,931.40
762	2020 Mobility Projects	1,001,189.97	10,080.00	-	59.85	1,011,329.82
764	2020 Drainage Flood Projects	9,049,336.89	-	4,095,226.43	480.73	4,954,591.19
766	2020 Mobility - Tx Heritage Pkwy	5,436,989.68	-	2,192,514.83	302.22	3,244,777.07
768	2020A Tax Notes	6,156,548.90	-	-	366.02	6,156,914.92
771	2021 Tax Note Account	140,885.51	-	-	8.38	140,893.89
802	Sr. Lien Toll Rd Rev Bonds 2016	5,102,922.95	-	2,000,000.00	276.53	3,103,199.48
803	2021 FBCTRA Bond Projects	4,847,309.85	-	-	288.18	4,847,598.03
807	2021 Grand Pkwy Toll Rd Projects	5,563,851.00	-	1,612,050.00	299.87	3,952,100.87
810	Toll Road Operations	4,000,306.07	6,481,922.47	4,258,395.84	305.66	6,224,138.36
815	Grand Pkwy Toll Road Ops	5,142,228.75	2,675,843.80	3,174,263.49	302.23	4,644,111.29
990	County's Cares Act	3,869,183.33	5,045,216.74	6,697,869.49	136.38	2,216,666.96
TREA	Treasurer's Account	3,573.05	14,359,984.48	14,290,238.68	20.52	73,339.37
INVE	FBC Investment Account	-	23,715,598.38	23,715,598.38	-	-
850M	Boon-Chapman Medical	1,137,334.21	4,100,477.08	3,890,900.59	114.03	1,347,024.73
850D	Boon-Chapman Dental	740,978.22	755,514.13	210,629.06	81.84	1,285,945.13
882	Boon-Chapman 125	298,344.74	77,506.72	43,966.99	18.50	331,902.97
884	Fee Officer's Account	2,613,566.32	2,671,618.55	2,212,887.83	-	3,072,297.04
912	JP Credit Card Processing	21,925.73	296,658.99	266,722.97	3.36	51,865.11
908	EMS Credit Card Processing	33,824.39	21,689.00	36,001.36	2.50	19,514.53
DACC	D A Credit Card Processing	40,220.71	14,722.25	1,674.01	2.78	53,271.73

Cadence Bank
Money Market Accounts
October 31, 2021

PTCC	Public Transportation Credit Cards	7,150.53	9,297.58	14,921.09	0.38	1,527.40
CSCC	CSCD Credit Card	223,450.33	243,540.80	244,384.76	9.34	222,615.71
LBCC	Library Credit Card	401.67	5,835.46	5,648.83	0.11	588.41
JUCC	Juvenile Credit Card	330.02	2,319.96	1,812.58	0.03	837.43
SOCC	Sheriff Credit Card	22,572.17	26,490.00	27,496.87	1.06	21,566.36
TRCC	Toll Road Permit Credit Card	1,569.68	2,548.51	2,293.19	0.07	1,825.07
130	Assistant Dist Number 1	2,365,272.27	493,612.00	8,975.00	163.16	2,850,072.43
131	Assistant Dist Number 2	1,786,607.04	178,756.55	-	114.45	1,965,478.04
133	Assistant Dist Number 4	1,066,895.76	43,042.88	-	65.41	1,110,004.05
134	Assistant Dist Number 5	394,814.28	8,869.84	-	23.88	403,708.00
135	Assistant Dist Number 6	1,063,652.31	120,907.26	4,272.50	68.59	1,180,355.66
136	Assistant Dist Number 7	1,317,480.84	119,574.01	-	83.83	1,437,138.68
137	Assistant Dist Number 8	102,658.84	2,156.71	-	6.20	104,821.75
138	Assistant Dist Number 9	2,171,604.21	63,366.39	-	132.02	2,235,102.62
139	Assistant Dist Number 10	727,407.66	70,553.36	5,996.45	46.19	792,010.76
140	Assistant Dist Number 11	1,989,276.15	87,549.60	-	122.30	2,076,948.05
145	Emergency Svc Dist 100	2,136,926.65	-	53,003.40	126.54	2,084,049.79
CCCA	Non Fee Officer CC Clearing Acct	47,687.42	95,807.54	69,961.67	2.66	73,535.95
JPMT	Juror Payments	10,035.13	18,027.84	21,499.97	0.54	6,563.54
EPEC	Engineering Permitting E-Check	8,390.96	2,620.00	8,150.96	0.18	2,860.18
JE11	JP 1-1 E-Filing	870.11	11,108.50	10,673.61	0.10	1,305.10
JE12	JP 1-2 E-Filing	1,655.16	4,389.50	5,227.66	0.06	817.06
JE02	JP 2 E-Filing	1,760.30	25,098.50	23,956.80	0.26	2,902.26
JE03	JP 3 E-Filing	2,523.76	21,456.25	15,239.01	0.18	8,741.18
JE04	JP #4 E-Filing	1,814.23	12,559.00	12,842.23	0.13	1,531.13
	EMS Patient Acct Svcs ACH	0.48	606,856.24	606,856.72	-	-
	Change Fund Clearing Acct	-	3,002.71	3,612.71	-	(610.00)
DCJS	DC Jury Summons Postage	20,000.00	-	-	-	20,000.00
	Total	141,804,048.68	120,427,284.38	135,640,683.39	7,624.71	126,598,274.38

Investment Report


Ft. Bend County

11/01/21 - 11/30/21

This report summarizes the investment position of Ft. Bend County for the period 11/01/21 to 11/30/21.

	10/31/21	11/30/21
Book Value	590,225,881.63	549,809,193.72
Market Value	590,225,881.63	549,809,193.72
Par Value	590,225,881.63	549,809,193.72
Change in Market Value		0.03
Weighted Average Maturity (in Days)	0	0
Weighted Average Yield-to-Maturity of Portfolio	0.0486%	0.0557%
Yield-to-Maturity of 90 Day T-Bill	0.0580%	0.0450%
Accrued Interest		0.00


This report is presented in accordance with the Texas Government Code Title 10 Section 2256.023. The below signed hereby certify that, to the best of their knowledge on the date this report was created, Ft. Bend County is in compliance with the provisions of Government Code 2256 and with the stated policies and strategies of Ft. Bend County.



Director of Finance & Investments

2-21-22

Date



County Treasurer

2-23-22

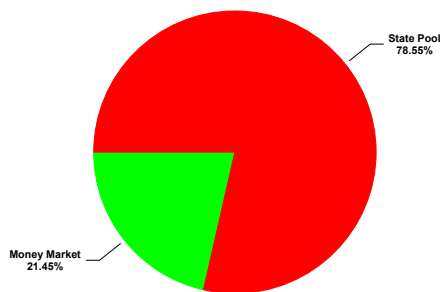
Date

Investment Report

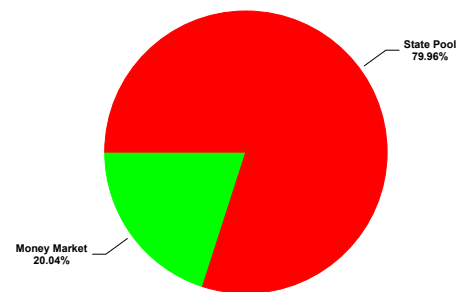
Ft. Bend County

11/01/21 - 11/30/21

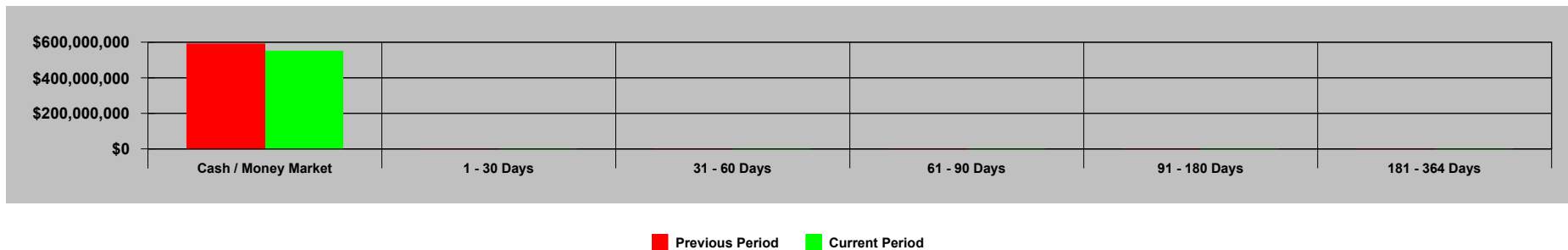
Portfolio Composition - 10/31/21



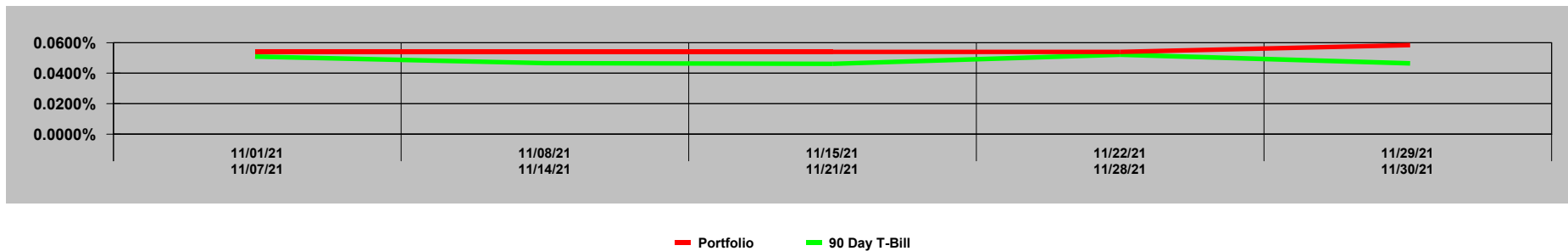
Portfolio Composition - 11/30/21



Maturity Aging - 10/31/21 vs 11/30/21



Portfolio Performance - 11/01/21 to 11/30/21



GASB 31 Compliance Ft. Bend County

Effective Interest - Actual Life
Receipts in Period
11/01/21 - 11/30/21

CUSIP	Invest Number	Security Description	Purchase Date	Sale Date	Valuation Method	Yield Earned	Price Source 11/01/21	Beginning Unit Price	Par Value On 11/01/21	Reported Value 11/01/21	Purchase Cost	Sales Proceeds	Ending Unit Price	Par Value On 11/30/21	Price Source 11/30/21	Reported Value 11/30/21	Change in Fair Value	Interest	Net Investment Income
MB02-MBIA General	AR-0015	State Pool	11/01/08	Open	Fair Value	0.0533	Manual	1.000000	51,056,359.75	51,056,359.75	0.00	26,998,712.21	1.000000	24,057,647.54	Manual	24,057,647.54	0.00	1,287.79	1,287.79
MB03-MBIA Road & Bridge	AR-0016	State Pool	11/01/08	Open	Fair Value	0.0539	Manual	1.000000	1,577,689.28	1,577,689.28	0.00	-69.89	1.000000	1,577,759.17	Manual	1,577,759.17	0.00	69.89	69.89
MB04-MBIA Drainage	AR-0017	State Pool	11/01/08	Open	Fair Value	0.0542	Manual	1.000000	12,293,176.05	12,293,176.05	0.00	2,999,538.66	1.000000	9,293,637.39	Manual	9,293,637.39	0.00	461.34	461.34
MB06-MBIA Toll Rd. Operations	AR-0019	State Pool	11/01/08	Open	Fair Value	0.0539	Manual	1.000000	66,999,761.20	66,999,761.20	0.00	-2,003,045.97	1.000000	69,002,807.17	Manual	69,002,807.17	0.00	3,045.97	3,045.97
TT00-TX TERM General	AR-0022	State Pool	11/01/08	Open	Fair Value	0.0227	Manual	1.000000	1,071.88	1,071.88	0.00	0.00	1.000000	1,071.89	Manual	1,071.89	0.01	0.01	0.02
TT02-TX TERM Toll Rd. Operation	AR-0024	State Pool	11/01/08	Open	Fair Value	0.0227	Manual	1.000000	1,070.66	1,070.66	0.00	0.00	1.000000	1,070.67	Manual	1,070.67	0.01	0.01	0.02
TT04-TX TERM Road & Bridge	AR-0026	State Pool	11/01/08	Open	Fair Value	0.0228	Manual	1.000000	1,068.71	1,068.71	0.00	0.00	1.000000	1,068.72	Manual	1,068.72	0.01	0.01	0.02
TT05-TX TERM Drainage	AR-0027	State Pool	11/01/08	Open	Fair Value	0.0000	Manual	1.000000	354.55	354.55	0.00	0.00	1.000000	354.55	Manual	354.55	0.00	0.00	0.00
LOG1-Logic- General	AR-0028	State Pool	11/10/08	Open	Fair Value	0.0391	Manual	1.000000	743,116.46	743,116.46	0.00	-23.89	1.000000	743,140.35	Manual	743,140.35	0.00	23.89	23.89
LOG2-Logic-Toll Rd.Operations	AR-0029	State Pool	11/10/08	Open	Fair Value	0.0391	Manual	1.000000	35,129,539.70	35,129,539.70	0.00	-1,129.00	1.000000	35,130,668.70	Manual	35,130,668.70	0.00	1,129.00	1,129.00
LOG5-Logic-Drainage	AR-0032	State Pool	11/10/08	Open	Fair Value	0.0392	Manual	1.000000	522,385.34	522,385.34	0.00	-16.82	1.000000	522,402.16	Manual	522,402.16	0.00	16.82	16.82
LOG8-Logic-Road & Bridge	AR-0035	State Pool	11/10/08	Open	Fair Value	0.0391	Manual	1.000000	2,523,909.07	2,523,909.07	0.00	-81.09	1.000000	2,523,990.16	Manual	2,523,990.16	0.00	81.09	81.09
MB12-MBIA ESD 100 AGREEMENT	AR-0041	State Pool	08/31/16	Open	Fair Value	0.0539	Manual	1.000000	3,990,979.11	3,990,979.11	0.00	-176.78	1.000000	3,991,155.89	Manual	3,991,155.89	0.00	176.78	176.78
MB13-MBIA ASSISTANCE DIST #1	AR-0042	State Pool	08/31/16	Open	Fair Value	0.0539	Manual	1.000000	4,000,375.99	4,000,375.99	0.00	-177.21	1.000000	4,000,553.20	Manual	4,000,553.20	0.00	177.21	177.21
MB14-MBIA GR PARKWAY OPERATIONS	AR-0043	State Pool	08/31/16	Open	Fair Value	0.0539	Manual	1.000000	42,915,252.28	42,915,252.28	0.00	-1,900.99	1.000000	42,917,153.27	Manual	42,917,153.27	0.00	1,900.99	1,900.99
MB17 - SR LIEN BOND 2016	AR-0046	State Pool	12/09/16	Open	Fair Value	0.0539	Manual	1.000000	6,020,451.72	6,020,451.72	0.00	-266.69	1.000000	6,020,718.41	Manual	6,020,718.41	0.00	266.69	266.69
LO10-LOGIC-COUNTY'S CARE ACT	AR-0047	State Pool	05/12/20	Open	Fair Value	0.0391	Manual	1.000000	15,001,899.48	15,001,899.48	0.00	-482.15	1.000000	15,002,381.63	Manual	15,002,381.63	0.00	482.15	482.15
MB18-MBIA COUNTY'S CARES ACT	AR-0048	State Pool	05/12/20	Open	Fair Value	0.0537	Manual	1.000000	70,011,234.17	70,011,234.17	0.00	9,997,071.98	1.000000	60,014,162.19	Manual	60,014,162.19	0.00	2,928.02	2,928.02
MB19-MBIA FBC ASSIST. DIST. #2	AR-0049	State Pool	05/13/20	Open	Fair Value	0.0539	Manual	1.000000	4,507,061.73	4,507,061.73	0.00	-199.67	1.000000	4,507,261.40	Manual	4,507,261.40	0.00	199.67	199.67
MB20- MBIA FBC ASSIST. DIST. #4	AR-0050	State Pool	05/13/20	Open	Fair Value	0.0539	Manual	1.000000	1,253,416.21	1,253,416.21	0.00	-55.53	1.000000	1,253,471.74	Manual	1,253,471.74	0.00	55.53	55.53
MB21-MBIA FBC ASSIST. DIST. #6	AR-0051	State Pool	05/13/20	Open	Fair Value	0.0539	Manual	1.000000	2,005,465.85	2,005,465.85	0.00	-88.85	1.000000	2,005,554.70	Manual	2,005,554.70	0.00	88.85	88.85
MB23-MBIA JUVENILE	AR-0053	State Pool	05/13/20	Open	Fair Value	0.0548	Manual	0.000000	0.00	0.00	0.00	-15,000,585.70	1.000000	15,000,585.70	Manual	15,000,585.70	0.00	585.70	585.70
MB24-MBIA DEBT SERVICE	AR-0054	State Pool	05/13/20	Open	Fair Value	0.0538	Manual	1.000000	8,510,724.95	8,510,724.95	0.00	999,662.06	1.000000	7,511,062.89	Manual	7,511,062.89	0.00	337.94	337.94
MB25-MBIA DRAINAGE DEBT SERVICE	AR-0055	State Pool	05/13/20	Open	Fair Value	0.0539	Manual	1.000000	2,502,958.95	2,502,958.95	0.00	-110.89	1.000000	2,503,069.84	Manual	2,503,069.84	0.00	110.89	110.89
MB26-FACILITIES BOND 2018	AR-0056	State Pool	05/13/20	Open	Fair Value	0.0539	Manual	1.000000	10,036,832.26	10,036,832.26	0.00	-444.61	1.000000	10,037,276.87	Manual	10,037,276.87	0.00	444.61	444.61
MB27-MBIA TX HERITAGE PARKWAY	AR-0057	State Pool	05/13/20	Open	Fair Value	0.0539	Manual	1.000000	5,008,876.82	5,008,876.82	0.00	-221.89	1.000000	5,009,098.71	Manual	5,009,098.71	0.00	221.89	221.89
Cadence-Money Market Accts	AR-0058	Money Market	01/31/21	Open	Fair Value	0.0619	Manual	1.000000	126,598,274.38	126,598,274.38	0.00	16,435,963.93	1.000000	110,162,310.45	Manual	110,162,310.45	0.00	6,416.85	6,416.85
MB28-MBIA GRAND PARKWAY 2021	AR-0059	State Pool	08/02/21	Open	Fair Value	0.0539	Manual	1.000000	32,003,379.31	32,003,379.31	0.00	-1,417.64	1.000000	32,004,796.95	Manual	32,004,796.95	0.00	1,417.64	1,417.64
MB29-MBIA SR LIEN TOLL RD 2021	AR-0060	State Pool	08/02/21	Open	Fair Value	0.0539	Manual	1.000000	71,008,014.91	71,008,014.91	0.00	-3,145.43	1.000000	71,011,160.34	Manual	71,011,160.34	0.00	3,145.43	3,145.43
MB30-MBIA FLOOD PRO DRAINAGE 20	AR-0061	State Pool	08/02/21	Open	Fair Value	0.0539	Manual	1.000000	14,001,180.86	14,001,180.86	0.00	-620.21	1.000000	14,001,801.07	Manual	14,001,801.07	0.00	620.21	620.21
Investment Total						0.0543		1.000000	590,225,881.63	590,225,881.63	0.00	40,416,687.94	1.000000	549,809,193.72		549,809,193.72	0.03	25,692.87	25,692.90

Portfolio Position

Ft. Bend County

Effective Interest - Actual Life
Receipts in Period
11/01/21 - 11/30/21

CUSIP	Invest Number	Security Description	Purchase Date	Call Date	Par Value On 11/01/21	Par Value On 11/30/21	Market Val On 11/01/21	Market Val On 11/30/21	Purchase Cost	Sales Proceeds	Original Princ/Cost	Amor Value On 11/01/21	Amor Value On 11/30/21
130 - Assistance Dist #1													
State Pool													
MB13-MBIA ASSISTANCE DIST #1	AR-0042	State Pool	08/31/16	Open	<u>4,000,375.99</u>	<u>4,000,553.20</u>	<u>4,000,375.99</u>	<u>4,000,553.20</u>	<u>0.00</u>	<u>0.00</u>	<u>10,000,000.00</u>	<u>4,000,375.99</u>	<u>4,000,553.20</u>
State Pool Total					<u>4,000,375.99</u>	<u>4,000,553.20</u>	<u>4,000,375.99</u>	<u>4,000,553.20</u>	<u>0.00</u>	<u>0.00</u>	<u>10,000,000.00</u>	<u>4,000,375.99</u>	<u>4,000,553.20</u>
130 - Assistance Dist #1 Total					<u>4,000,375.99</u>	<u>4,000,553.20</u>	<u>4,000,375.99</u>	<u>4,000,553.20</u>	<u>0.00</u>	<u>0.00</u>	<u>10,000,000.00</u>	<u>4,000,375.99</u>	<u>4,000,553.20</u>
145 - ESD 100 Agreement													
State Pool													
MB12-MBIA ESD 100 AGREEMENT	AR-0041	State Pool	08/31/16	Open	<u>3,990,979.11</u>	<u>3,991,155.89</u>	<u>3,990,979.11</u>	<u>3,991,155.89</u>	<u>0.00</u>	<u>0.00</u>	<u>3,900,000.00</u>	<u>3,990,979.11</u>	<u>3,991,155.89</u>
State Pool Total					<u>3,990,979.11</u>	<u>3,991,155.89</u>	<u>3,990,979.11</u>	<u>3,991,155.89</u>	<u>0.00</u>	<u>0.00</u>	<u>3,900,000.00</u>	<u>3,990,979.11</u>	<u>3,991,155.89</u>
145 - ESD 100 Agreement Total					<u>3,990,979.11</u>	<u>3,991,155.89</u>	<u>3,990,979.11</u>	<u>3,991,155.89</u>	<u>0.00</u>	<u>0.00</u>	<u>3,900,000.00</u>	<u>3,990,979.11</u>	<u>3,991,155.89</u>
810 - FBC Toll Road Operations													
State Pool													
TT02-TX TERM Toll Rd. Operation	AR-0024	State Pool	11/01/08	Open	<u>0.00</u>	<u>0.00</u>	<u>0.00</u>	<u>0.00</u>	<u>0.00</u>	<u>0.00</u>	<u>0.00</u>	<u>0.00</u>	<u>0.00</u>
State Pool Total					<u>0.00</u>	<u>0.00</u>	<u>0.00</u>	<u>0.00</u>	<u>0.00</u>	<u>0.00</u>	<u>0.00</u>	<u>0.00</u>	<u>0.00</u>
810 - FBC Toll Road Operations Total					<u>0.00</u>	<u>0.00</u>	<u>0.00</u>	<u>0.00</u>	<u>0.00</u>	<u>0.00</u>	<u>0.00</u>	<u>0.00</u>	<u>0.00</u>
815 - Grand Parkway Operations													
State Pool													
MB14-MBIA GR PARKWAY OPERATIONS	AR-0043	State Pool	08/31/16	Open	<u>42,915,252.28</u>	<u>42,917,153.27</u>	<u>42,915,252.28</u>	<u>42,917,153.27</u>	<u>0.00</u>	<u>0.00</u>	<u>8,500,000.00</u>	<u>42,915,252.28</u>	<u>42,917,153.27</u>
State Pool Total					<u>42,915,252.28</u>	<u>42,917,153.27</u>	<u>42,915,252.28</u>	<u>42,917,153.27</u>	<u>0.00</u>	<u>0.00</u>	<u>8,500,000.00</u>	<u>42,915,252.28</u>	<u>42,917,153.27</u>
815 - Grand Parkway Operations Total					<u>42,915,252.28</u>	<u>42,917,153.27</u>	<u>42,915,252.28</u>	<u>42,917,153.27</u>	<u>0.00</u>	<u>0.00</u>	<u>8,500,000.00</u>	<u>42,915,252.28</u>	<u>42,917,153.27</u>
LO10 - LOGIC COUNTYS CARES ACT													
State Pool													
LO10-LOGIC-COUNTY'S CARE ACT	AR-0047	State Pool	05/12/20	Open	<u>15,001,899.48</u>	<u>15,002,381.63</u>	<u>15,001,899.48</u>	<u>15,002,381.63</u>	<u>0.00</u>	<u>0.00</u>	<u>67,000,000.00</u>	<u>15,001,899.48</u>	<u>15,002,381.63</u>
State Pool Total					<u>15,001,899.48</u>	<u>15,002,381.63</u>	<u>15,001,899.48</u>	<u>15,002,381.63</u>	<u>0.00</u>	<u>0.00</u>	<u>67,000,000.00</u>	<u>15,001,899.48</u>	<u>15,002,381.63</u>
LO10 - LOGIC COUNTYS CARES ACT Total					<u>15,001,899.48</u>	<u>15,002,381.63</u>	<u>15,001,899.48</u>	<u>15,002,381.63</u>	<u>0.00</u>	<u>0.00</u>	<u>67,000,000.00</u>	<u>15,001,899.48</u>	<u>15,002,381.63</u>
LOG5 - LOGIC DRAINAGE													
State Pool													
LOG5-Logic-Drainage	AR-0032	State Pool	11/10/08	Open	<u>522,385.34</u>	<u>522,402.16</u>	<u>522,385.34</u>	<u>522,402.16</u>	<u>0.00</u>	<u>0.00</u>	<u>500,000.00</u>	<u>522,385.34</u>	<u>522,402.16</u>
State Pool Total					<u>522,385.34</u>	<u>522,402.16</u>	<u>522,385.34</u>	<u>522,402.16</u>	<u>0.00</u>	<u>0.00</u>	<u>500,000.00</u>	<u>522,385.34</u>	<u>522,402.16</u>
LOG5 - LOGIC DRAINAGE Total					<u>522,385.34</u>	<u>522,402.16</u>	<u>522,385.34</u>	<u>522,402.16</u>	<u>0.00</u>	<u>0.00</u>	<u>500,000.00</u>	<u>522,385.34</u>	<u>522,402.16</u>
LOG1 - LOGIC GENERAL													
State Pool													
LOG1-Logic-General	AR-0028	State Pool	11/10/08	Open	<u>743,116.46</u>	<u>743,140.35</u>	<u>743,116.46</u>	<u>743,140.35</u>	<u>0.00</u>	<u>0.00</u>	<u>10,000,000.00</u>	<u>743,116.46</u>	<u>743,140.35</u>
State Pool Total					<u>743,116.46</u>	<u>743,140.35</u>	<u>743,116.46</u>	<u>743,140.35</u>	<u>0.00</u>	<u>0.00</u>	<u>10,000,000.00</u>	<u>743,116.46</u>	<u>743,140.35</u>
LOG1 - LOGIC GENERAL Total					<u>743,116.46</u>	<u>743,140.35</u>	<u>743,116.46</u>	<u>743,140.35</u>	<u>0.00</u>	<u>0.00</u>	<u>10,000,000.00</u>	<u>743,116.46</u>	<u>743,140.35</u>
LOG8 - LOGIC ROAD & BRIDGE													
State Pool													
LOG8-Logic-Road & Bridge	AR-0035	State Pool	11/10/08	Open	<u>2,523,909.07</u>	<u>2,523,990.16</u>	<u>2,523,909.07</u>	<u>2,523,990.16</u>	<u>0.00</u>	<u>0.00</u>	<u>1,000,000.00</u>	<u>2,523,909.07</u>	<u>2,523,990.16</u>
State Pool Total					<u>2,523,909.07</u>	<u>2,523,990.16</u>	<u>2,523,909.07</u>	<u>2,523,990.16</u>	<u>0.00</u>	<u>0.00</u>	<u>1,000,000.00</u>	<u>2,523,909.07</u>	<u>2,523,990.16</u>
LOG8 - LOGIC ROAD & BRIDGE Total					<u>2,523,909.07</u>	<u>2,523,990.16</u>	<u>2,523,909.07</u>	<u>2,523,990.16</u>	<u>0.00</u>	<u>0.00</u>	<u>1,000,000.00</u>	<u>2,523,909.07</u>	<u>2,523,990.16</u>
LOG2 - LOGIC TOLL OPERATIONS													
State Pool													
LOG2-Logic-Toll Rd.Operations	AR-0029	State Pool	11/10/08	Open	<u>35,129,539.70</u>	<u>35,130,668.70</u>	<u>35,129,539.70</u>	<u>35,130,668.70</u>	<u>0.00</u>	<u>0.00</u>	<u>2,000,000.00</u>	<u>35,129,539.70</u>	<u>35,130,668.70</u>
State Pool Total					<u>35,129,539.70</u>	<u>35,130,668.70</u>	<u>35,129,539.70</u>	<u>35,130,668.70</u>	<u>0.00</u>	<u>0.00</u>	<u>2,000,000.00</u>	<u>35,129,539.70</u>	<u>35,130,668.70</u>
LOG2 - LOGIC TOLL OPERATIONS Total					<u>35,129,539.70</u>	<u>35,130,668.70</u>	<u>35,129,539.70</u>	<u>35,130,668.70</u>	<u>0.00</u>	<u>0.00</u>	<u>2,000,000.00</u>	<u>35,129,539.70</u>	<u>35,130,668.70</u>
MB21 - MBIA ASSIST DIST #6													
State Pool													
MB21-MBIA FBC ASSIST. DIST. #6	AR-0051	State Pool	05/13/20	Open	<u>2,005,465.85</u>	<u>2,005,554.70</u>	<u>2,005,465.85</u>	<u>2,005,554.70</u>	<u>0.00</u>	<u>0.00</u>	<u>2,000,000.00</u>	<u>2,005,465.85</u>	<u>2,005,554.70</u>
State Pool Total					<u>2,005,465.85</u>	<u>2,005,554.70</u>	<u>2,005,465.85</u>	<u>2,005,554.70</u>	<u>0.00</u>	<u>0.00</u>	<u>2,000,000.00</u>	<u>2,005,465.85</u>	<u>2,005,554.70</u>

Portfolio Position

Ft. Bend County

Effective Interest - Actual Life
Receipts in Period
11/01/21 - 11/30/21

CUSIP	Invest Number	Security Description	Purchase Date	Call Date	Par Value On 11/01/21	Par Value On 11/30/21	Market Val On 11/01/21	Market Val On 11/30/21	Purchase Cost	Sales Proceeds	Original Princ/Cost	Amor Value On 11/01/21	Amor Value On 11/30/21
MB21 - MBIA ASSIST DIST #6 Total					<u>2,005,465.85</u>	<u>2,005,554.70</u>	<u>2,005,465.85</u>	<u>2,005,554.70</u>	<u>0.00</u>	<u>0.00</u>	<u>2,000,000.00</u>	<u>2,005,465.85</u>	<u>2,005,554.70</u>
MB18 - MBIA COUNTYS CARES ACT State Pool													
MB18-MBIA COUNTY'S CARES ACT	AR-0048	State Pool	05/12/20	Open	70,011,234.17	60,014,162.19	70,011,234.17	60,014,162.19	0.00	0.00	67,000,000.00	70,011,234.17	60,014,162.19
State Pool Total					<u>70,011,234.17</u>	<u>60,014,162.19</u>	<u>70,011,234.17</u>	<u>60,014,162.19</u>	<u>0.00</u>	<u>0.00</u>	<u>67,000,000.00</u>	<u>70,011,234.17</u>	<u>60,014,162.19</u>
MB18 - MBIA COUNTYS CARES ACT Total					<u>70,011,234.17</u>	<u>60,014,162.19</u>	<u>70,011,234.17</u>	<u>60,014,162.19</u>	<u>0.00</u>	<u>0.00</u>	<u>67,000,000.00</u>	<u>70,011,234.17</u>	<u>60,014,162.19</u>
MB24 - MBIA DEBT SERVICE State Pool													
MB24-MBIA DEBT SERVICE	AR-0054	State Pool	05/13/20	Open	8,510,724.95	7,511,062.89	8,510,724.95	7,511,062.89	0.00	0.00	21,000,000.00	8,510,724.95	7,511,062.89
State Pool Total					<u>8,510,724.95</u>	<u>7,511,062.89</u>	<u>8,510,724.95</u>	<u>7,511,062.89</u>	<u>0.00</u>	<u>0.00</u>	<u>21,000,000.00</u>	<u>8,510,724.95</u>	<u>7,511,062.89</u>
MB24 - MBIA DEBT SERVICE Total					<u>8,510,724.95</u>	<u>7,511,062.89</u>	<u>8,510,724.95</u>	<u>7,511,062.89</u>	<u>0.00</u>	<u>0.00</u>	<u>21,000,000.00</u>	<u>8,510,724.95</u>	<u>7,511,062.89</u>
MB04 - MBIA DRAINAGE State Pool													
MB04-MBIA Drainage	AR-0017	State Pool	11/01/08	Open	12,293,176.05	9,293,637.39	12,293,176.05	9,293,637.39	0.00	0.00	1,267,218.21	12,293,176.05	9,293,637.39
State Pool Total					<u>12,293,176.05</u>	<u>9,293,637.39</u>	<u>12,293,176.05</u>	<u>9,293,637.39</u>	<u>0.00</u>	<u>0.00</u>	<u>1,267,218.21</u>	<u>12,293,176.05</u>	<u>9,293,637.39</u>
MB04 - MBIA DRAINAGE Total					<u>12,293,176.05</u>	<u>9,293,637.39</u>	<u>12,293,176.05</u>	<u>9,293,637.39</u>	<u>0.00</u>	<u>0.00</u>	<u>1,267,218.21</u>	<u>12,293,176.05</u>	<u>9,293,637.39</u>
MB25 - MBIA DRAINAGE DEBT SERVICE State Pool													
MB25-MBIA DRAINAGE DEBT SERVICE	AR-0055	State Pool	05/13/20	Open	2,502,958.95	2,503,069.84	2,502,958.95	2,503,069.84	0.00	0.00	1,000,000.00	2,502,958.95	2,503,069.84
State Pool Total					<u>2,502,958.95</u>	<u>2,503,069.84</u>	<u>2,502,958.95</u>	<u>2,503,069.84</u>	<u>0.00</u>	<u>0.00</u>	<u>1,000,000.00</u>	<u>2,502,958.95</u>	<u>2,503,069.84</u>
MB25 - MBIA DRAINAGE DEBT SERVICE Total					<u>2,502,958.95</u>	<u>2,503,069.84</u>	<u>2,502,958.95</u>	<u>2,503,069.84</u>	<u>0.00</u>	<u>0.00</u>	<u>1,000,000.00</u>	<u>2,502,958.95</u>	<u>2,503,069.84</u>
MB26 - MBIA FACILITIES BOND 2018 State Pool													
MB26-FACILITIES BOND 2018	AR-0056	State Pool	05/13/20	Open	10,036,832.26	10,037,276.87	10,036,832.26	10,037,276.87	0.00	0.00	14,000,000.00	10,036,832.26	10,037,276.87
State Pool Total					<u>10,036,832.26</u>	<u>10,037,276.87</u>	<u>10,036,832.26</u>	<u>10,037,276.87</u>	<u>0.00</u>	<u>0.00</u>	<u>14,000,000.00</u>	<u>10,036,832.26</u>	<u>10,037,276.87</u>
MB26 - MBIA FACILITIES BOND 2018 Total					<u>10,036,832.26</u>	<u>10,037,276.87</u>	<u>10,036,832.26</u>	<u>10,037,276.87</u>	<u>0.00</u>	<u>0.00</u>	<u>14,000,000.00</u>	<u>10,036,832.26</u>	<u>10,037,276.87</u>
MB19 - MBIA FBC ASSIST DIST #2 State Pool													
MB19-MBIA FBC ASSIST. DIST. #2	AR-0049	State Pool	05/13/20	Open	4,507,061.73	4,507,261.40	4,507,061.73	4,507,261.40	0.00	0.00	2,500,000.00	4,507,061.73	4,507,261.40
State Pool Total					<u>4,507,061.73</u>	<u>4,507,261.40</u>	<u>4,507,061.73</u>	<u>4,507,261.40</u>	<u>0.00</u>	<u>0.00</u>	<u>2,500,000.00</u>	<u>4,507,061.73</u>	<u>4,507,261.40</u>
MB19 - MBIA FBC ASSIST DIST #2 Total					<u>4,507,061.73</u>	<u>4,507,261.40</u>	<u>4,507,061.73</u>	<u>4,507,261.40</u>	<u>0.00</u>	<u>0.00</u>	<u>2,500,000.00</u>	<u>4,507,061.73</u>	<u>4,507,261.40</u>
MB20 - MBIA FBC ASSIST DIST #4 State Pool													
MB20-MBIA FBC ASSIST. DIST. #4	AR-0050	State Pool	05/13/20	Open	1,253,416.21	1,253,471.74	1,253,416.21	1,253,471.74	0.00	0.00	1,250,000.00	1,253,416.21	1,253,471.74
State Pool Total					<u>1,253,416.21</u>	<u>1,253,471.74</u>	<u>1,253,416.21</u>	<u>1,253,471.74</u>	<u>0.00</u>	<u>0.00</u>	<u>1,250,000.00</u>	<u>1,253,416.21</u>	<u>1,253,471.74</u>
MB20 - MBIA FBC ASSIST DIST #4 Total					<u>1,253,416.21</u>	<u>1,253,471.74</u>	<u>1,253,416.21</u>	<u>1,253,471.74</u>	<u>0.00</u>	<u>0.00</u>	<u>1,250,000.00</u>	<u>1,253,416.21</u>	<u>1,253,471.74</u>
MB30 - MBIA Flood Proj Drainage 20 State Pool													
MB30-MBIA FLOOD PRO DRAINAGE 20	AR-0061	State Pool	08/02/21	Open	14,001,180.86	14,001,801.07	14,001,180.86	14,001,801.07	0.00	0.00	10,000,000.00	14,001,180.86	14,001,801.07
State Pool Total					<u>14,001,180.86</u>	<u>14,001,801.07</u>	<u>14,001,180.86</u>	<u>14,001,801.07</u>	<u>0.00</u>	<u>0.00</u>	<u>10,000,000.00</u>	<u>14,001,180.86</u>	<u>14,001,801.07</u>
MB30 - MBIA Flood Proj Drainage 20 Total					<u>14,001,180.86</u>	<u>14,001,801.07</u>	<u>14,001,180.86</u>	<u>14,001,801.07</u>	<u>0.00</u>	<u>0.00</u>	<u>10,000,000.00</u>	<u>14,001,180.86</u>	<u>14,001,801.07</u>
MB02 - MBIA GENERAL State Pool													
MB02-MBIA General	AR-0015	State Pool	11/01/08	Open	51,056,359.75	24,057,647.54	51,056,359.75	24,057,647.54	0.00	0.00	17,374,917.83	51,056,359.75	24,057,647.54
State Pool Total					<u>51,056,359.75</u>	<u>24,057,647.54</u>	<u>51,056,359.75</u>	<u>24,057,647.54</u>	<u>0.00</u>	<u>0.00</u>	<u>17,374,917.83</u>	<u>51,056,359.75</u>	<u>24,057,647.54</u>
MB02 - MBIA GENERAL Total					<u>51,056,359.75</u>	<u>24,057,647.54</u>	<u>51,056,359.75</u>	<u>24,057,647.54</u>	<u>0.00</u>	<u>0.00</u>	<u>17,374,917.83</u>	<u>51,056,359.75</u>	<u>24,057,647.54</u>
MB23 - MBIA JUVENILE State Pool													
MB23-MBIA JUVENILE	AR-0053	State Pool	05/13/20	Open	0.00	15,000,585.70	0.00	15,000,585.70	0.00	0.00	8,000,000.00	0.00	15,000,585.70

Portfolio Position

Ft. Bend County

Effective Interest - Actual Life
Receipts in Period
11/01/21 - 11/30/21

CUSIP	Invest Number	Security Description	Purchase Date	Call Date	Par Value On 11/01/21	Par Value On 11/30/21	Market Val On 11/01/21	Market Val On 11/30/21	Purchase Cost	Sales Proceeds	Original Princ/Cost	Amor Value On 11/01/21	Amor Value On 11/30/21
TT02-TX TERM Toll Rd. Operation	AR-0024	State Pool	11/01/08	Open	1,070.66	1,070.67	1,070.66	1,070.67	0.00	0.00	0.00	1,070.66	1,070.67
State Pool Total					1,070.66	1,070.67	1,070.66	1,070.67	0.00	0.00	0.00	1,070.66	1,070.67
TT02 - TEXAS TERM TOLL OPERATIONS Total					1,070.66	1,070.67	1,070.66	1,070.67	0.00	0.00	0.00	1,070.66	1,070.67
09 - Temporary Holding													
Money Market													
Cadence-Money Market Accts	AR-0058	Money Market	01/31/21	Open	126,598,274.38	110,162,310.45	126,598,274.38	110,162,310.45	0.00	0.00	210,194,488.52	126,598,274.38	110,162,310.45
Money Market Total					126,598,274.38	110,162,310.45	126,598,274.38	110,162,310.45	0.00	0.00	210,194,488.52	126,598,274.38	110,162,310.45
09 - Temporary Holding Total					126,598,274.38	110,162,310.45	126,598,274.38	110,162,310.45	0.00	0.00	210,194,488.52	126,598,274.38	110,162,310.45
Combined Port													
Money Market													
Cadence-Money Market Accts	AR-0058	Money Market	01/31/21	Open	126,598,274.38	110,162,310.45	126,598,274.38	110,162,310.45	0.00	0.00	210,194,488.52	126,598,274.38	110,162,310.45
Money Market Total					126,598,274.38	110,162,310.45	126,598,274.38	110,162,310.45	0.00	0.00	210,194,488.52	126,598,274.38	110,162,310.45
State Pool													
LO10-LOGIC-COUNTY'S CARE ACT	AR-0047	State Pool	05/12/20	Open	15,001,899.48	15,002,381.63	15,001,899.48	15,002,381.63	0.00	0.00	67,000,000.00	15,001,899.48	15,002,381.63
LOG1-Logic- General	AR-0028	State Pool	11/10/08	Open	743,116.46	743,140.35	743,116.46	743,140.35	0.00	0.00	10,000,000.00	743,116.46	743,140.35
LOG2-Logic-Toll Rd.Operations	AR-0029	State Pool	11/10/08	Open	35,129,539.70	35,130,668.70	35,129,539.70	35,130,668.70	0.00	0.00	2,000,000.00	35,129,539.70	35,130,668.70
LOG5-Logic-Drainage	AR-0032	State Pool	11/10/08	Open	522,385.34	522,402.16	522,385.34	522,402.16	0.00	0.00	500,000.00	522,385.34	522,402.16
LOG8-Logic-Road & Bridge	AR-0035	State Pool	11/10/08	Open	2,523,909.07	2,523,990.16	2,523,909.07	2,523,990.16	0.00	0.00	1,000,000.00	2,523,909.07	2,523,990.16
MB02-MBIA General	AR-0015	State Pool	11/01/08	Open	51,056,359.75	24,057,647.54	51,056,359.75	24,057,647.54	0.00	0.00	17,374,917.83	51,056,359.75	24,057,647.54
MB03-MBIA Road & Bridge	AR-0016	State Pool	11/01/08	Open	1,577,689.28	1,577,759.17	1,577,689.28	1,577,759.17	0.00	0.00	2,856,438.24	1,577,689.28	1,577,759.17
MB04-MBIA Drainage	AR-0017	State Pool	11/01/08	Open	12,293,176.05	9,293,637.39	12,293,176.05	9,293,637.39	0.00	0.00	1,267,218.21	12,293,176.05	9,293,637.39
MB06-MBIA Toll Rd. Operations	AR-0019	State Pool	11/01/08	Open	66,999,761.20	69,002,807.17	66,999,761.20	69,002,807.17	0.00	0.00	3,143,377.27	66,999,761.20	69,002,807.17
MB12-MBIA ESD 100 AGREEMENT	AR-0041	State Pool	08/31/16	Open	3,990,979.11	3,991,155.89	3,990,979.11	3,991,155.89	0.00	0.00	3,900,000.00	3,990,979.11	3,991,155.89
MB13-MBIA ASSISTANCE DIST #1	AR-0042	State Pool	08/31/16	Open	4,000,375.99	4,000,553.20	4,000,375.99	4,000,553.20	0.00	0.00	10,000,000.00	4,000,375.99	4,000,553.20
MB14-MBIA GR PARKWAY OPERATIONS	AR-0043	State Pool	08/31/16	Open	42,915,252.28	42,917,153.27	42,915,252.28	42,917,153.27	0.00	0.00	8,500,000.00	42,915,252.28	42,917,153.27
MB17 - SR LIEN BOND 2016	AR-0046	State Pool	12/09/16	Open	6,020,451.72	6,020,718.41	6,020,451.72	6,020,718.41	0.00	0.00	35,000,000.00	6,020,451.72	6,020,718.41
MB18-MBIA COUNTY'S CARES ACT	AR-0048	State Pool	05/12/20	Open	70,011,234.17	60,014,162.19	70,011,234.17	60,014,162.19	0.00	0.00	67,000,000.00	70,011,234.17	60,014,162.19
MB19-MBIA FBC ASSIST. DIST. #2	AR-0049	State Pool	05/13/20	Open	4,507,061.73	4,507,261.40	4,507,061.73	4,507,261.40	0.00	0.00	2,500,000.00	4,507,061.73	4,507,261.40
MB20- MBIA FBC ASSIST. DIST. #4	AR-0050	State Pool	05/13/20	Open	1,253,416.21	1,253,471.74	1,253,416.21	1,253,471.74	0.00	0.00	1,250,000.00	1,253,416.21	1,253,471.74
MB21-MBIA FBC ASSIST. DIST. #6	AR-0051	State Pool	05/13/20	Open	2,005,465.85	2,005,554.70	2,005,465.85	2,005,554.70	0.00	0.00	2,000,000.00	2,005,465.85	2,005,554.70
MB23-MBIA JUVENILE	AR-0053	State Pool	05/13/20	Open	0.00	15,000,585.70	0.00	15,000,585.70	0.00	0.00	8,000,000.00	0.00	15,000,585.70
MB24-MBIA DEBT SERVICE	AR-0054	State Pool	05/13/20	Open	8,510,724.95	7,511,062.89	8,510,724.95	7,511,062.89	0.00	0.00	21,000,000.00	8,510,724.95	7,511,062.89
MB25-MBIA DRAINAGE DEBT SERVICE	AR-0055	State Pool	05/13/20	Open	2,502,958.95	2,503,069.84	2,502,958.95	2,503,069.84	0.00	0.00	1,000,000.00	2,502,958.95	2,503,069.84
MB26-FACILITIES BOND 2018	AR-0056	State Pool	05/13/20	Open	10,036,832.26	10,037,276.87	10,036,832.26	10,037,276.87	0.00	0.00	14,000,000.00	10,036,832.26	10,037,276.87
MB27-MBIA TX HERITAGE PARKWAY	AR-0057	State Pool	05/13/20	Open	5,008,876.82	5,009,098.71	5,008,876.82	5,009,098.71	0.00	0.00	17,000,000.00	5,008,876.82	5,009,098.71
MB28-MBIA GRAND PARKWAY 2021	AR-0059	State Pool	08/02/21	Open	32,003,379.31	32,004,796.95	32,003,379.31	32,004,796.95	0.00	0.00	25,000,000.00	32,003,379.31	32,004,796.95
MB29-MBIA SR LIEN TOLL RD 2021	AR-0060	State Pool	08/02/21	Open	71,008,014.91	71,011,160.34	71,008,014.91	71,011,160.34	0.00	0.00	68,000,000.00	71,008,014.91	71,011,160.34
MB30-MBIA FLOOD PRO DRAINAGE 20	AR-0061	State Pool	08/02/21	Open	14,001,180.86	14,001,801.07	14,001,180.86	14,001,801.07	0.00	0.00	10,000,000.00	14,001,180.86	14,001,801.07
TT00-TX TERM General	AR-0022	State Pool	11/01/08	Open	1,071.88	1,071.89	1,071.88	1,071.89	0.00	0.00	10,006,437.87	1,071.88	1,071.89
TT02-TX TERM Toll Rd. Operation	AR-0024	State Pool	11/01/08	Open	1,070.66	1,070.67	1,070.66	1,070.67	0.00	0.00	0.00	1,070.66	1,070.67
TT04-TX TERM Road & Bridge	AR-0026	State Pool	11/01/08	Open	1,068.71	1,068.72	1,068.71	1,068.72	0.00	0.00	10,463.28	1,068.71	1,068.72
TT05-TX TERM Drainage	AR-0027	State Pool	11/01/08	Open	354.55	354.55	354.55	354.55	0.00	0.00	109,774.61	354.55	354.55
State Pool Total					463,627,607.25	439,646,883.27	463,627,607.25	439,646,883.27	0.00	0.00	409,418,627.31	463,627,607.25	439,646,883.27
Combined Port Total					590,225,881.63	549,809,193.72	590,225,881.63	549,809,193.72	0.00	0.00	619,613,115.83	590,225,881.63	549,809,193.72

Earnings and Yields Summary

Ft. Bend County

Effective Interest - Actual Life
 Receipts in Period
 11/01/21 - 11/30/21

8

Security Description	11/01/21 11/07/21	11/08/21 11/14/21	11/15/21 11/21/21	11/22/21 11/28/21	11/29/21 11/30/21	11/01/21 11/30/21
Combined Port						
Money Market	1,503.77	1,503.77	1,503.78	1,503.78	401.75	6,416.85
State Pool	<u>4,479.06</u>	<u>4,562.51</u>	<u>4,445.96</u>	<u>4,399.34</u>	<u>1,389.15</u>	<u>19,276.02</u>
Port Total	<u>5,982.83</u>	<u>6,066.28</u>	<u>5,949.74</u>	<u>5,903.12</u>	<u>1,790.90</u>	<u>25,692.87</u>
Combined Port						
Money Market	0.0619	0.0619	0.0619	0.0619	0.0619	0.0619
State Pool	<u>0.0517</u>	<u>0.0518</u>	<u>0.0517</u>	<u>0.0517</u>	<u>0.0574</u>	<u>0.0521</u>
Port Total	<u>0.0540</u>	<u>0.0540</u>	<u>0.0540</u>	<u>0.0540</u>	<u>0.0584</u>	<u>0.0543</u>

Maturity Aging
Ft. Bend County
 Effective Interest - Actual Life
 Receipts in Period
 11/30/21

CUSIP	Invest Number	Security Description	Purchase Date	Days to Maturity	Yield Matur
Cash / Money Market					
Cadence-Money Market Accts	AR-0058	Money Market	01/31/21	0	0.0700
LO10-LOGIC-COUNTY'S CARE ACT	AR-0047	State Pool	05/12/20	0	0.0391
LOG1-Logic- General	AR-0028	State Pool	11/10/08	0	0.0391
LOG2-Logic-Toll Rd.Operations	AR-0029	State Pool	11/10/08	0	0.0391
LOG5-Logic-Drainage	AR-0032	State Pool	11/10/08	0	0.0391
LOG8-Logic-Road & Bridge	AR-0035	State Pool	11/10/08	0	0.0391
MB02-MBIA General	AR-0015	State Pool	11/01/08	0	0.0539
MB03-MBIA Road & Bridge	AR-0016	State Pool	11/01/08	0	0.0539
MB04-MBIA Drainage	AR-0017	State Pool	11/01/08	0	0.0539
MB06-MBIA Toll Rd. Operations	AR-0019	State Pool	11/01/08	0	0.0539
MB12-MBIA ESD 100 AGREEMENT	AR-0041	State Pool	08/31/16	0	0.0539
MB13-MBIA ASSISTANCE DIST #1	AR-0042	State Pool	08/31/16	0	0.0539
MB14-MBIA GR PARKWAY OPERATIONS	AR-0043	State Pool	08/31/16	0	0.0539
MB17 - SR LIEN BOND 2016	AR-0046	State Pool	12/09/16	0	0.0539
MB18-MBIA COUNTY'S CARES ACT	AR-0048	State Pool	05/12/20	0	0.0539
MB19-MBIA FBC ASSIST. DIST. #2	AR-0049	State Pool	05/13/20	0	0.0539
MB20- MBIA FBC ASSIST. DIST. #4	AR-0050	State Pool	05/13/20	0	0.0539
MB21-MBIA FBC ASSIST. DIST. #6	AR-0051	State Pool	05/13/20	0	0.0539
MB23-MBIA JUVENILE	AR-0053	State Pool	05/13/20	0	0.0539
MB24-MBIA DEBT SERVICE	AR-0054	State Pool	05/13/20	0	0.0539
MB25-MBIA DRAINAGE DEBT SERVICE	AR-0055	State Pool	05/13/20	0	0.0539
MB26-FACILITIES BOND 2018	AR-0056	State Pool	05/13/20	0	0.0539
MB27-MBIA TX HERITAGE PARKWAY	AR-0057	State Pool	05/13/20	0	0.0539
MB28-MBIA GRAND PARKWAY 2021	AR-0059	State Pool	08/02/21	0	0.0539
MB29-MBIA SR LIEN TOLL RD 2021	AR-0060	State Pool	08/02/21	0	0.0539
MB30-MBIA FLOOD PRO DRAINAGE 20	AR-0061	State Pool	08/02/21	0	0.0539
TT00-TX TERM General	AR-0022	State Pool	11/01/08	0	0.0200
TT02-TX TERM Toll Rd. Operation	AR-0024	State Pool	11/01/08	0	0.0200
TT04-TX TERM Road & Bridge	AR-0026	State Pool	11/01/08	0	0.0200
TT05-TX TERM Drainage	AR-0027	State Pool	11/01/08	0	0.0200
Cash / Money Market Total				0	0.0557
Investment Total				0	0.0557

Activity Statement
Ft. Bend County
 Effective Interest - Actual Life
 Receipts in Period
 11/01/21 - 11/30/21

Purchase Date	Sale Date	CUSIP	Invest Number	Security Description	Amor Value On 11/01/21	Changes In Principal	Purchase Cost	Sales Proceeds	Purchased Interest	Int/Div Rec In the Perd	Amor Value On 11/30/21
Money Market											
01/31/21	Open	Cadence-Money Market Accts	AR-0058	Money Market	126,598,274.38	-16,435,963.93	0.00	0.00	0.00	6,416.85	110,162,310.45
Money Market Total					126,598,274.38	-16,435,963.93	0.00	0.00	0.00	6,416.85	110,162,310.45
State Pool											
11/01/08	Open	MB02-MBIA General	AR-0015	State Pool	51,056,359.75	-26,998,712.21	0.00	0.00	0.00	1,287.79	24,057,647.54
11/01/08	Open	MB03-MBIA Road & Bridge	AR-0016	State Pool	1,577,689.28	69.89	0.00	0.00	0.00	69.89	1,577,759.17
11/01/08	Open	MB04-MBIA Drainage	AR-0017	State Pool	12,293,176.05	-2,999,538.66	0.00	0.00	0.00	461.34	9,293,637.39
11/01/08	Open	MB06-MBIA Toll Rd. Operations	AR-0019	State Pool	66,999,761.20	2,003,045.97	0.00	0.00	0.00	3,045.97	69,002,807.17
11/01/08	Open	TT00-TX TERM General	AR-0022	State Pool	1,071.88	0.01	0.00	0.00	0.00	0.01	1,071.89
11/01/08	Open	TT02-TX TERM Toll Rd. Operation	AR-0024	State Pool	1,070.66	0.01	0.00	0.00	0.00	0.01	1,070.67
11/01/08	Open	TT04-TX TERM Road & Bridge	AR-0026	State Pool	1,068.71	0.01	0.00	0.00	0.00	0.01	1,068.72
11/01/08	Open	TT05-TX TERM Drainage	AR-0027	State Pool	354.55	0.00	0.00	0.00	0.00	0.00	354.55
11/10/08	Open	LOG1-Logic- General	AR-0028	State Pool	743,116.46	23.89	0.00	0.00	0.00	23.89	743,140.35
11/10/08	Open	LOG2-Logic-Toll Rd.Operations	AR-0029	State Pool	35,129,539.70	1,129.00	0.00	0.00	0.00	1,129.00	35,130,668.70
11/10/08	Open	LOG5-Logic-Drainage	AR-0032	State Pool	522,385.34	16.82	0.00	0.00	0.00	16.82	522,402.16
11/10/08	Open	LOG8-Logic-Road & Bridge	AR-0035	State Pool	2,523,909.07	81.09	0.00	0.00	0.00	81.09	2,523,990.16
08/31/16	Open	MB12-MBIA ESD 100 AGREEMENT	AR-0041	State Pool	3,990,979.11	176.78	0.00	0.00	0.00	176.78	3,991,155.89
08/31/16	Open	MB13-MBIA ASSISTANCE DIST #1	AR-0042	State Pool	4,000,375.99	177.21	0.00	0.00	0.00	177.21	4,000,553.20
08/31/16	Open	MB14-MBIA GR PARKWAY OPERATIONS	AR-0043	State Pool	42,915,252.28	1,900.99	0.00	0.00	0.00	1,900.99	42,917,153.27
12/09/16	Open	MB17 - SR LIEN BOND 2016	AR-0046	State Pool	6,020,451.72	266.69	0.00	0.00	0.00	266.69	6,020,718.41
05/12/20	Open	LO10-LOGIC-COUNTY'S CARE ACT	AR-0047	State Pool	15,001,899.48	482.15	0.00	0.00	0.00	482.15	15,002,381.63
05/12/20	Open	MB18-MBIA COUNTY'S CARES ACT	AR-0048	State Pool	70,011,234.17	-9,997,071.98	0.00	0.00	0.00	2,928.02	60,014,162.19
05/13/20	Open	MB19-MBIA FBC ASSIST. DIST. #2	AR-0049	State Pool	4,507,061.73	199.67	0.00	0.00	0.00	199.67	4,507,261.40
05/13/20	Open	MB20- MBIA FBC ASSIST. DIST. #4	AR-0050	State Pool	1,253,416.21	55.53	0.00	0.00	0.00	55.53	1,253,471.74
05/13/20	Open	MB21-MBIA FBC ASSIST. DIST. #6	AR-0051	State Pool	2,005,465.85	88.85	0.00	0.00	0.00	88.85	2,005,554.70
05/13/20	Open	MB23-MBIA JUVENILE	AR-0053	State Pool	0.00	15,000,585.70	0.00	0.00	0.00	585.70	15,000,585.70
05/13/20	Open	MB24-MBIA DEBT SERVICE	AR-0054	State Pool	8,510,724.95	-999,662.06	0.00	0.00	0.00	337.94	7,511,062.89
05/13/20	Open	MB25-MBIA DRAINAGE DEBT SERVICE	AR-0055	State Pool	2,502,958.95	110.89	0.00	0.00	0.00	110.89	2,503,069.84
05/13/20	Open	MB26-FACILITIES BOND 2018	AR-0056	State Pool	10,036,832.26	444.61	0.00	0.00	0.00	444.61	10,037,276.87
05/13/20	Open	MB27-MBIA TX HERITAGE PARKWAY	AR-0057	State Pool	5,008,876.82	221.89	0.00	0.00	0.00	221.89	5,009,098.71
08/02/21	Open	MB28-MBIA GRAND PARKWAY 2021	AR-0059	State Pool	32,003,379.31	1,417.64	0.00	0.00	0.00	1,417.64	32,004,796.95
08/02/21	Open	MB29-MBIA SR LIEN TOLL RD 2021	AR-0060	State Pool	71,008,014.91	3,145.43	0.00	0.00	0.00	3,145.43	71,011,160.34
08/02/21	Open	MB30-MBIA FLOOD PRO DRAINAGE 20	AR-0061	State Pool	14,001,180.86	620.21	0.00	0.00	0.00	620.21	14,001,801.07
State Pool Total					463,627,607.25	-23,980,723.98	0.00	0.00	0.00	19,276.02	439,646,883.27
Investment Total					590,225,881.63	-40,416,687.91	0.00	0.00	0.00	25,692.87	549,809,193.72

Interest Accrual
Ft. Bend County
Effective Interest - Actual Life
Receipts in Period
11/01/21 - 11/30/21

CUSIP	Invest Number	Security Description	Purchase Date	Sale Date	Yield Earned	Ending Par Val/Shares	Ending Amor Val/Cost	Purchased Interest	Int/Div Rec In the Perd	Int/Div Accrued In the Perd	PTD Purch Received	Int/Div Rec Purch/Date	Int/Div Accrued Purch/Date
09 - Temporary Holding													
Money Market													
Cadence-Money Market Accts	AR-0058	Money Market	01/31/21	Open	0.0619	110,162,310.45	110,162,310.45	0.00	6,416.85	0.00	0.00	281,023.87	0.00
Money Market Total					0.0619	110,162,310.45	110,162,310.45	0.00	6,416.85	0.00	0.00	281,023.87	0.00
09 - Temporary Holding Total					0.0619	110,162,310.45	110,162,310.45	0.00	6,416.85	0.00	0.00	281,023.87	0.00
130 - Assistance Dist #1													
State Pool													
MB13-MBIA ASSISTANCE DIST #1	AR-0042	State Pool	08/31/16	Open	0.0539	4,000,553.20	4,000,553.20	0.00	177.21	0.00	0.00	94,075.89	0.00
State Pool Total					0.0539	4,000,553.20	4,000,553.20	0.00	177.21	0.00	0.00	94,075.89	0.00
130 - Assistance Dist #1 Total					0.0539	4,000,553.20	4,000,553.20	0.00	177.21	0.00	0.00	94,075.89	0.00
145 - ESD 100 Agreement													
State Pool													
MB12-MBIA ESD 100 AGREEMENT	AR-0041	State Pool	08/31/16	Open	0.0539	3,991,155.89	3,991,155.89	0.00	176.78	0.00	0.00	89,597.13	0.00
State Pool Total					0.0539	3,991,155.89	3,991,155.89	0.00	176.78	0.00	0.00	89,597.13	0.00
145 - ESD 100 Agreement Total					0.0539	3,991,155.89	3,991,155.89	0.00	176.78	0.00	0.00	89,597.13	0.00
802 - Sr Lien 2016													
State Pool													
MB17 - SR LIEN BOND 2016	AR-0046	State Pool	12/09/16	Open	0.0539	6,020,718.41	6,020,718.41	0.00	266.69	0.00	0.00	171,459.45	0.00
State Pool Total					0.0539	6,020,718.41	6,020,718.41	0.00	266.69	0.00	0.00	171,459.45	0.00
802 - Sr Lien 2016 Total					0.0539	6,020,718.41	6,020,718.41	0.00	266.69	0.00	0.00	171,459.45	0.00
810 - FBC Toll Road Operations													
State Pool													
TT02-TX TERM Toll Rd. Operation	AR-0024	State Pool	11/01/08	Open	0.0000	0.00	0.00	0.00	0.00	0.00	0.00	0.00	0.00
State Pool Total					0.0000	0.00	0.00	0.00	0.00	0.00	0.00	0.00	0.00
810 - FBC Toll Road Operations Total					0.0000	0.00	0.00	0.00	0.00	0.00	0.00	0.00	0.00
815 - Grand Parkway Operations													
State Pool													
MB14-MBIA GR PARKWAY OPERATIONS	AR-0043	State Pool	08/31/16	Open	0.0539	42,917,153.27	42,917,153.27	0.00	1,900.99	0.00	0.00	417,147.79	0.00
State Pool Total					0.0539	42,917,153.27	42,917,153.27	0.00	1,900.99	0.00	0.00	417,147.79	0.00
815 - Grand Parkway Operations Total					0.0539	42,917,153.27	42,917,153.27	0.00	1,900.99	0.00	0.00	417,147.79	0.00
LO10 - LOGIC COUNTYS CARES ACT													
State Pool													
LO10-LOGIC-COUNTY'S CARE ACT	AR-0047	State Pool	05/12/20	Open	0.0391	15,002,381.63	15,002,381.63	0.00	482.15	0.00	0.00	148,381.63	0.00
State Pool Total					0.0391	15,002,381.63	15,002,381.63	0.00	482.15	0.00	0.00	148,381.63	0.00
LO10 - LOGIC COUNTYS CARES ACT Total					0.0391	15,002,381.63	15,002,381.63	0.00	482.15	0.00	0.00	148,381.63	0.00
LOG1 - LOGIC GENERAL													
State Pool													
LOG1-Logic- General	AR-0028	State Pool	11/10/08	Open	0.0391	743,140.35	743,140.35	0.00	23.89	0.00	0.00	813,573.33	0.00
State Pool Total					0.0391	743,140.35	743,140.35	0.00	23.89	0.00	0.00	813,573.33	0.00
LOG1 - LOGIC GENERAL Total					0.0391	743,140.35	743,140.35	0.00	23.89	0.00	0.00	813,573.33	0.00
LOG2 - LOGIC TOLL OPERATIONS													
State Pool													
LOG2-Logic-Toll Rd.Operations	AR-0029	State Pool	11/10/08	Open	0.0391	35,130,668.70	35,130,668.70	0.00	1,129.00	0.00	0.00	191,999.78	0.00
State Pool Total					0.0391	35,130,668.70	35,130,668.70	0.00	1,129.00	0.00	0.00	191,999.78	0.00
LOG2 - LOGIC TOLL OPERATIONS Total					0.0391	35,130,668.70	35,130,668.70	0.00	1,129.00	0.00	0.00	191,999.78	0.00
LOG5 - LOGIC DRAINAGE													

Interest Accrual
Ft. Bend County
Effective Interest - Actual Life
Receipts in Period
11/01/21 - 11/30/21

12

CUSIP	Invest Number	Security Description	Purchase Date	Sale Date	Yield Earned	Ending Par Val/Shares	Ending Amor Val/Cost	Purchased Interest	Int/Div Rec In the Perd	Int/Div Accrued In the Perd	PTD Purch Received	Int/Div Rec Purch/Date	Int/Div Accrued Purch/Date
State Pool													
LOG5-Logic-Drainage	AR-0032	State Pool	11/10/08	Open	<u>0.0392</u>	<u>522,402.16</u>	<u>522,402.16</u>	<u>0.00</u>	<u>16.82</u>	<u>0.00</u>	<u>0.00</u>	<u>24,645.93</u>	<u>0.00</u>
State Pool Total					<u>0.0392</u>	<u>522,402.16</u>	<u>522,402.16</u>	<u>0.00</u>	<u>16.82</u>	<u>0.00</u>	<u>0.00</u>	<u>24,645.93</u>	<u>0.00</u>
LOG5 - LOGIC DRAINAGE Total					<u>0.0392</u>	<u>522,402.16</u>	<u>522,402.16</u>	<u>0.00</u>	<u>16.82</u>	<u>0.00</u>	<u>0.00</u>	<u>24,645.93</u>	<u>0.00</u>
LOG8 - LOGIC ROAD & BRIDGE													
State Pool													
LOG8-Logic-Road & Bridge	AR-0035	State Pool	11/10/08	Open	<u>0.0391</u>	<u>2,523,990.16</u>	<u>2,523,990.16</u>	<u>0.00</u>	<u>81.09</u>	<u>0.00</u>	<u>0.00</u>	<u>29,477.68</u>	<u>0.00</u>
State Pool Total					<u>0.0391</u>	<u>2,523,990.16</u>	<u>2,523,990.16</u>	<u>0.00</u>	<u>81.09</u>	<u>0.00</u>	<u>0.00</u>	<u>29,477.68</u>	<u>0.00</u>
LOG8 - LOGIC ROAD & BRIDGE Total					<u>0.0391</u>	<u>2,523,990.16</u>	<u>2,523,990.16</u>	<u>0.00</u>	<u>81.09</u>	<u>0.00</u>	<u>0.00</u>	<u>29,477.68</u>	<u>0.00</u>
MB02 - MBIA GENERAL													
State Pool													
MB02-MBIA General	AR-0015	State Pool	11/01/08	Open	<u>0.0533</u>	<u>24,057,647.54</u>	<u>24,057,647.54</u>	<u>0.00</u>	<u>1,287.79</u>	<u>0.00</u>	<u>0.00</u>	<u>786,997.91</u>	<u>0.00</u>
State Pool Total					<u>0.0533</u>	<u>24,057,647.54</u>	<u>24,057,647.54</u>	<u>0.00</u>	<u>1,287.79</u>	<u>0.00</u>	<u>0.00</u>	<u>786,997.91</u>	<u>0.00</u>
MB02 - MBIA GENERAL Total					<u>0.0533</u>	<u>24,057,647.54</u>	<u>24,057,647.54</u>	<u>0.00</u>	<u>1,287.79</u>	<u>0.00</u>	<u>0.00</u>	<u>786,997.91</u>	<u>0.00</u>
MB03 - MBIA ROAD & BRIDGE													
State Pool													
MB03-MBIA Road & Bridge	AR-0016	State Pool	11/01/08	Open	<u>0.0539</u>	<u>1,577,759.17</u>	<u>1,577,759.17</u>	<u>0.00</u>	<u>69.89</u>	<u>0.00</u>	<u>0.00</u>	<u>118,498.32</u>	<u>0.00</u>
State Pool Total					<u>0.0539</u>	<u>1,577,759.17</u>	<u>1,577,759.17</u>	<u>0.00</u>	<u>69.89</u>	<u>0.00</u>	<u>0.00</u>	<u>118,498.32</u>	<u>0.00</u>
MB03 - MBIA ROAD & BRIDGE Total					<u>0.0539</u>	<u>1,577,759.17</u>	<u>1,577,759.17</u>	<u>0.00</u>	<u>69.89</u>	<u>0.00</u>	<u>0.00</u>	<u>118,498.32</u>	<u>0.00</u>
MB04 - MBIA DRAINAGE													
State Pool													
MB04-MBIA Drainage	AR-0017	State Pool	11/01/08	Open	<u>0.0542</u>	<u>9,293,637.39</u>	<u>9,293,637.39</u>	<u>0.00</u>	<u>461.34</u>	<u>0.00</u>	<u>0.00</u>	<u>148,929.79</u>	<u>2,620.73</u>
State Pool Total					<u>0.0542</u>	<u>9,293,637.39</u>	<u>9,293,637.39</u>	<u>0.00</u>	<u>461.34</u>	<u>0.00</u>	<u>0.00</u>	<u>148,929.79</u>	<u>2,620.73</u>
MB04 - MBIA DRAINAGE Total					<u>0.0542</u>	<u>9,293,637.39</u>	<u>9,293,637.39</u>	<u>0.00</u>	<u>461.34</u>	<u>0.00</u>	<u>0.00</u>	<u>148,929.79</u>	<u>2,620.73</u>
MB06 - MBIA TOLL RD OPERATIONS													
State Pool													
MB06-MBIA Toll Rd. Operations	AR-0019	State Pool	11/01/08	Open	<u>0.0539</u>	<u>69,002,807.17</u>	<u>69,002,807.17</u>	<u>0.00</u>	<u>3,045.97</u>	<u>0.00</u>	<u>0.00</u>	<u>689,973.61</u>	<u>38,363.64</u>
State Pool Total					<u>0.0539</u>	<u>69,002,807.17</u>	<u>69,002,807.17</u>	<u>0.00</u>	<u>3,045.97</u>	<u>0.00</u>	<u>0.00</u>	<u>689,973.61</u>	<u>38,363.64</u>
MB06 - MBIA TOLL RD OPERATIONS Total					<u>0.0539</u>	<u>69,002,807.17</u>	<u>69,002,807.17</u>	<u>0.00</u>	<u>3,045.97</u>	<u>0.00</u>	<u>0.00</u>	<u>689,973.61</u>	<u>38,363.64</u>
MB18 - MBIA COUNTYS CARES ACT													
State Pool													
MB18-MBIA COUNTY'S CARES ACT	AR-0048	State Pool	05/12/20	Open	<u>0.0537</u>	<u>60,014,162.19</u>	<u>60,014,162.19</u>	<u>0.00</u>	<u>2,928.02</u>	<u>0.00</u>	<u>0.00</u>	<u>116,081.65</u>	<u>0.00</u>
State Pool Total					<u>0.0537</u>	<u>60,014,162.19</u>	<u>60,014,162.19</u>	<u>0.00</u>	<u>2,928.02</u>	<u>0.00</u>	<u>0.00</u>	<u>116,081.65</u>	<u>0.00</u>
MB18 - MBIA COUNTYS CARES ACT Total					<u>0.0537</u>	<u>60,014,162.19</u>	<u>60,014,162.19</u>	<u>0.00</u>	<u>2,928.02</u>	<u>0.00</u>	<u>0.00</u>	<u>116,081.65</u>	<u>0.00</u>
MB19 - MBIA FBC ASSIST DIST #2													
State Pool													
MB19-MBIA FBC ASSIST. DIST. #2	AR-0049	State Pool	05/13/20	Open	<u>0.0539</u>	<u>4,507,261.40</u>	<u>4,507,261.40</u>	<u>0.00</u>	<u>199.67</u>	<u>0.00</u>	<u>0.00</u>	<u>7,261.40</u>	<u>0.00</u>
State Pool Total					<u>0.0539</u>	<u>4,507,261.40</u>	<u>4,507,261.40</u>	<u>0.00</u>	<u>199.67</u>	<u>0.00</u>	<u>0.00</u>	<u>7,261.40</u>	<u>0.00</u>
MB19 - MBIA FBC ASSIST DIST #2 Total					<u>0.0539</u>	<u>4,507,261.40</u>	<u>4,507,261.40</u>	<u>0.00</u>	<u>199.67</u>	<u>0.00</u>	<u>0.00</u>	<u>7,261.40</u>	<u>0.00</u>
MB20 - MBIA FBC ASSIST DIST #4													
State Pool													
MB20- MBIA FBC ASSIST. DIST. #4	AR-0050	State Pool	05/13/20	Open	<u>0.0539</u>	<u>1,253,471.74</u>	<u>1,253,471.74</u>	<u>0.00</u>	<u>55.53</u>	<u>0.00</u>	<u>0.00</u>	<u>3,471.74</u>	<u>0.00</u>
State Pool Total					<u>0.0539</u>	<u>1,253,471.74</u>	<u>1,253,471.74</u>	<u>0.00</u>	<u>55.53</u>	<u>0.00</u>	<u>0.00</u>	<u>3,471.74</u>	<u>0.00</u>
MB20 - MBIA FBC ASSIST DIST #4 Total					<u>0.0539</u>	<u>1,253,471.74</u>	<u>1,253,471.74</u>	<u>0.00</u>	<u>55.53</u>	<u>0.00</u>	<u>0.00</u>	<u>3,471.74</u>	<u>0.00</u>
MB21 - MBIA ASSIST DIST #6													
State Pool													

Interest Accrual
Ft. Bend County
Effective Interest - Actual Life
Receipts in Period
11/01/21 - 11/30/21

CUSIP	Invest Number	Security Description	Purchase Date	Sale Date	Yield Earned	Ending Par Val/Shares	Ending Amor Val/Cost	Purchased Interest	Int/Div Rec In the Perd	Int/Div Accrued In the Perd	PTD Purch Received	Int/Div Rec Purch/Date	Int/Div Accrued Purch/Date
MB21-MBIA FBC ASSIST. DIST. #6	AR-0051	State Pool	05/13/20	Open	0.0539	2,005,554.70	2,005,554.70	0.00	88.85	0.00	0.00	5,554.70	0.00
State Pool Total					0.0539	2,005,554.70	2,005,554.70	0.00	88.85	0.00	0.00	5,554.70	0.00
MB21 - MBIA ASSIST DIST #6 Total					0.0539	2,005,554.70	2,005,554.70	0.00	88.85	0.00	0.00	5,554.70	0.00
MB23 - MBIA JUVENILE													
State Pool													
MB23-MBIA JUVENILE	AR-0053	State Pool	05/13/20	Open	0.0548	15,000,585.70	15,000,585.70	0.00	585.70	0.00	0.00	16,819.33	0.00
State Pool Total					0.0548	15,000,585.70	15,000,585.70	0.00	585.70	0.00	0.00	16,819.33	0.00
MB23 - MBIA JUVENILE Total					0.0548	15,000,585.70	15,000,585.70	0.00	585.70	0.00	0.00	16,819.33	0.00
MB24 - MBIA DEBT SERVICE													
State Pool													
MB24-MBIA DEBT SERVICE	AR-0054	State Pool	05/13/20	Open	0.0538	7,511,062.89	7,511,062.89	0.00	337.94	0.00	0.00	42,785.65	0.00
State Pool Total					0.0538	7,511,062.89	7,511,062.89	0.00	337.94	0.00	0.00	42,785.65	0.00
MB24 - MBIA DEBT SERVICE Total					0.0538	7,511,062.89	7,511,062.89	0.00	337.94	0.00	0.00	42,785.65	0.00
MB25 - MBIA DRAINAGE DEBT SERVICE													
State Pool													
MB25-MBIA DRAINAGE DEBT SERVICE	AR-0055	State Pool	05/13/20	Open	0.0539	2,503,069.84	2,503,069.84	0.00	110.89	0.00	0.00	3,069.84	0.00
State Pool Total					0.0539	2,503,069.84	2,503,069.84	0.00	110.89	0.00	0.00	3,069.84	0.00
MB25 - MBIA DRAINAGE DEBT SERVICE Total					0.0539	2,503,069.84	2,503,069.84	0.00	110.89	0.00	0.00	3,069.84	0.00
MB26 - MBIA FACILITIES BOND 2018													
State Pool													
MB26-FACILITIES BOND 2018	AR-0056	State Pool	05/13/20	Open	0.0539	10,037,276.87	10,037,276.87	0.00	444.61	0.00	0.00	37,276.87	0.00
State Pool Total					0.0539	10,037,276.87	10,037,276.87	0.00	444.61	0.00	0.00	37,276.87	0.00
MB26 - MBIA FACILITIES BOND 2018 Total					0.0539	10,037,276.87	10,037,276.87	0.00	444.61	0.00	0.00	37,276.87	0.00
MB27 - MBIA TX HERITAGE PARKWAY 2020													
State Pool													
MB27-MBIA TX HERITAGE PARKWAY	AR-0057	State Pool	05/13/20	Open	0.0539	5,009,098.71	5,009,098.71	0.00	221.89	0.00	0.00	39,478.06	0.00
State Pool Total					0.0539	5,009,098.71	5,009,098.71	0.00	221.89	0.00	0.00	39,478.06	0.00
MB27 - MBIA TX HERITAGE PARKWAY 2020 Total					0.0539	5,009,098.71	5,009,098.71	0.00	221.89	0.00	0.00	39,478.06	0.00
MB28 - MBIA Grand Parkway 2021													
State Pool													
MB28-MBIA GRAND PARKWAY 2021	AR-0059	State Pool	08/02/21	Open	0.0539	32,004,796.95	32,004,796.95	0.00	1,417.64	0.00	0.00	4,796.95	0.00
State Pool Total					0.0539	32,004,796.95	32,004,796.95	0.00	1,417.64	0.00	0.00	4,796.95	0.00
MB28 - MBIA Grand Parkway 2021 Total					0.0539	32,004,796.95	32,004,796.95	0.00	1,417.64	0.00	0.00	4,796.95	0.00
MB29 - MBIA Sr Lien 2021													
State Pool													
MB29-MBIA SR LIEN TOLL RD 2021	AR-0060	State Pool	08/02/21	Open	0.0539	71,011,160.34	71,011,160.34	0.00	3,145.43	0.00	0.00	11,160.34	0.00
State Pool Total					0.0539	71,011,160.34	71,011,160.34	0.00	3,145.43	0.00	0.00	11,160.34	0.00
MB29 - MBIA Sr Lien 2021 Total					0.0539	71,011,160.34	71,011,160.34	0.00	3,145.43	0.00	0.00	11,160.34	0.00
MB30 - MBIA Flood Proj Drainage 20													
State Pool													
MB30-MBIA FLOOD PRO DRAINAGE 20	AR-0061	State Pool	08/02/21	Open	0.0539	14,001,801.07	14,001,801.07	0.00	620.21	0.00	0.00	1,801.07	0.00
State Pool Total					0.0539	14,001,801.07	14,001,801.07	0.00	620.21	0.00	0.00	1,801.07	0.00
MB30 - MBIA Flood Proj Drainage 20 Total					0.0539	14,001,801.07	14,001,801.07	0.00	620.21	0.00	0.00	1,801.07	0.00
TT00 - TEXAS TERM GENERAL													
State Pool													
TT00-TX TERM General	AR-0022	State Pool	11/01/08	Open	0.0114	1,071.89	1,071.89	0.00	0.01	0.00	0.00	21,456.66	0.00

Interest Accrual
Ft. Bend County
Effective Interest - Actual Life
Receipts in Period
11/01/21 - 11/30/21

CUSIP	Invest Number	Security Description	Purchase Date	Sale Date	Yield Earned	Ending Par Val/Shares	Ending Amor Val/Cost	Purchased Interest	Int/Div Rec In the Perd	Int/Div Accrued In the Perd	PTD Purch Received	Int/Div Rec Purch/Date	Int/Div Accrued Purch/Date
State Pool Total					<u>0.0114</u>	<u>1,071.89</u>	<u>1,071.89</u>	<u>0.00</u>	<u>0.01</u>	<u>0.00</u>	<u>0.00</u>	<u>21,456.66</u>	<u>0.00</u>
TT00 - TEXAS TERM GENERAL Total					<u>0.0114</u>	<u>1,071.89</u>	<u>1,071.89</u>	<u>0.00</u>	<u>0.01</u>	<u>0.00</u>	<u>0.00</u>	<u>21,456.66</u>	<u>0.00</u>
TT02 - TEXAS TERM TOLL OPERATIONS													
State Pool													
TT02-TX TERM Toll Rd. Operation	AR-0024	State Pool	11/01/08	Open	0.0114	1,070.67	1,070.67	0.00	0.01	0.00	0.00	18,000.57	0.00
State Pool Total					<u>0.0114</u>	<u>1,070.67</u>	<u>1,070.67</u>	<u>0.00</u>	<u>0.01</u>	<u>0.00</u>	<u>0.00</u>	<u>18,000.57</u>	<u>0.00</u>
TT02 - TEXAS TERM TOLL OPERATIONS Total					<u>0.0114</u>	<u>1,070.67</u>	<u>1,070.67</u>	<u>0.00</u>	<u>0.01</u>	<u>0.00</u>	<u>0.00</u>	<u>18,000.57</u>	<u>0.00</u>
TT04 - TEXAS TERM ROAD & BRIDGE													
State Pool													
TT04-TX TERM Road & Bridge	AR-0026	State Pool	11/01/08	Open	0.0114	1,068.72	1,068.72	0.00	0.01	0.00	0.00	8,276.00	0.00
State Pool Total					<u>0.0114</u>	<u>1,068.72</u>	<u>1,068.72</u>	<u>0.00</u>	<u>0.01</u>	<u>0.00</u>	<u>0.00</u>	<u>8,276.00</u>	<u>0.00</u>
TT04 - TEXAS TERM ROAD & BRIDGE Total					<u>0.0114</u>	<u>1,068.72</u>	<u>1,068.72</u>	<u>0.00</u>	<u>0.01</u>	<u>0.00</u>	<u>0.00</u>	<u>8,276.00</u>	<u>0.00</u>
TT05 - TEXAS TERM DRAINAGE													
State Pool													
TT05-TX TERM Drainage	AR-0027	State Pool	11/01/08	Open	0.0000	354.55	354.55	0.00	0.00	0.00	0.00	5,033.82	0.00
State Pool Total					<u>0.0000</u>	<u>354.55</u>	<u>354.55</u>	<u>0.00</u>	<u>0.00</u>	<u>0.00</u>	<u>0.00</u>	<u>5,033.82</u>	<u>0.00</u>
TT05 - TEXAS TERM DRAINAGE Total					<u>0.0000</u>	<u>354.55</u>	<u>354.55</u>	<u>0.00</u>	<u>0.00</u>	<u>0.00</u>	<u>0.00</u>	<u>5,033.82</u>	<u>0.00</u>

Premium/Discount Amortization
Ft. Bend County
Effective Interest - Actual Life
Receipts in Period
11/01/21 - 11/30/21

CUSIP	Invest Number	Security Description	Purchase Date	Amortiz Date	Yield Earned	Beginning Par Val/Shares	Beginning Unamor Val/Cost	Premium Discount	Ending Par Val/Shares	Ending Amor Val/Cost	Unamor Prem/Dscnt	Amortization In the Perd	Amortization Purch/Date
Money Market													
Cadence-Money Market Accts	AR-0058	Money Market	01/31/21	Open	0.0619	126,598,274.38	126,598,274.38	0.00	110,162,310.45	110,162,310.45	0.00	0.00	0.00
Money Market Total					0.0619	126,598,274.38	126,598,274.38	0.00	110,162,310.45	110,162,310.45	0.00	0.00	0.00
State Pool													
MB02-MBIA General	AR-0015	State Pool	11/01/08	Open	0.0533	51,056,359.75	51,056,359.75	0.00	24,057,647.54	24,057,647.54	0.00	0.00	0.00
MB03-MBIA Road & Bridge	AR-0016	State Pool	11/01/08	Open	0.0539	1,577,689.28	1,577,689.28	0.00	1,577,759.17	1,577,759.17	0.00	0.00	0.00
MB04-MBIA Drainage	AR-0017	State Pool	11/01/08	Open	0.0542	12,293,176.05	12,293,176.05	0.00	9,293,637.39	9,293,637.39	0.00	0.00	0.00
MB06-MBIA Toll Rd. Operations	AR-0019	State Pool	11/01/08	Open	0.0539	66,999,761.20	66,999,761.20	0.00	69,002,807.17	69,002,807.17	0.00	0.00	0.00
TT00-TX TERM General	AR-0022	State Pool	11/01/08	Open	0.0114	1,071.88	1,071.88	0.00	1,071.89	1,071.89	0.00	0.00	0.00
TT02-TX TERM Toll Rd. Operation	AR-0024	State Pool	11/01/08	Open	0.0114	1,070.66	1,070.66	0.00	1,070.67	1,070.67	0.00	0.00	0.00
TT04-TX TERM Road & Bridge	AR-0026	State Pool	11/01/08	Open	0.0114	1,068.71	1,068.71	0.00	1,068.72	1,068.72	0.00	0.00	0.00
TT05-TX TERM Drainage	AR-0027	State Pool	11/01/08	Open	0.0000	354.55	354.55	0.00	354.55	354.55	0.00	0.00	0.00
LOG1-Logic- General	AR-0028	State Pool	11/10/08	Open	0.0391	743,116.46	743,116.46	0.00	743,140.35	743,140.35	0.00	0.00	0.00
LOG2-Logic-Toll Rd.Operations	AR-0029	State Pool	11/10/08	Open	0.0391	35,129,539.70	35,129,539.70	0.00	35,130,668.70	35,130,668.70	0.00	0.00	0.00
LOG5-Logic-Drainage	AR-0032	State Pool	11/10/08	Open	0.0392	522,385.34	522,385.34	0.00	522,402.16	522,402.16	0.00	0.00	0.00
LOG8-Logic-Road & Bridge	AR-0035	State Pool	11/10/08	Open	0.0391	2,523,909.07	2,523,909.07	0.00	2,523,990.16	2,523,990.16	0.00	0.00	0.00
MB12-MBIA ESD 100 AGREEMENT	AR-0041	State Pool	08/31/16	Open	0.0539	3,990,979.11	3,990,979.11	0.00	3,991,155.89	3,991,155.89	0.00	0.00	0.00
MB13-MBIA ASSISTANCE DIST #1	AR-0042	State Pool	08/31/16	Open	0.0539	4,000,375.99	4,000,375.99	0.00	4,000,553.20	4,000,553.20	0.00	0.00	0.00
MB14-MBIA GR PARKWAY OPERATIONS	AR-0043	State Pool	08/31/16	Open	0.0539	42,915,252.28	42,915,252.28	0.00	42,917,153.27	42,917,153.27	0.00	0.00	0.00
MB17 - SR LIEN BOND 2016	AR-0046	State Pool	12/09/16	Open	0.0539	6,020,451.72	6,020,451.72	0.00	6,020,718.41	6,020,718.41	0.00	0.00	0.00
LO10-LOGIC-COUNTY'S CARE ACT	AR-0047	State Pool	05/12/20	Open	0.0391	15,001,899.48	15,001,899.48	0.00	15,002,381.63	15,002,381.63	0.00	0.00	0.00
MB18-MBIA COUNTY'S CARES ACT	AR-0048	State Pool	05/12/20	Open	0.0537	70,011,234.17	70,011,234.17	0.00	60,014,162.19	60,014,162.19	0.00	0.00	0.00
MB19-MBIA FBC ASSIST. DIST. #2	AR-0049	State Pool	05/13/20	Open	0.0539	4,507,061.73	4,507,061.73	0.00	4,507,261.40	4,507,261.40	0.00	0.00	0.00
MB20- MBIA FBC ASSIST. DIST. #4	AR-0050	State Pool	05/13/20	Open	0.0539	1,253,416.21	1,253,416.21	0.00	1,253,471.74	1,253,471.74	0.00	0.00	0.00
MB21-MBIA FBC ASSIST. DIST. #6	AR-0051	State Pool	05/13/20	Open	0.0539	2,005,465.85	2,005,465.85	0.00	2,005,554.70	2,005,554.70	0.00	0.00	0.00
MB23-MBIA JUVENILE	AR-0053	State Pool	05/13/20	Open	0.0548	0.00	0.00	0.00	15,000,585.70	15,000,585.70	0.00	0.00	0.00
MB24-MBIA DEBT SERVICE	AR-0054	State Pool	05/13/20	Open	0.0538	8,510,724.95	8,510,724.95	0.00	7,511,062.89	7,511,062.89	0.00	0.00	0.00
MB25-MBIA DRAINAGE DEBT SERVICE	AR-0055	State Pool	05/13/20	Open	0.0539	2,502,958.95	2,502,958.95	0.00	2,503,069.84	2,503,069.84	0.00	0.00	0.00
MB26-FACILITIES BOND 2018	AR-0056	State Pool	05/13/20	Open	0.0539	10,036,832.26	10,036,832.26	0.00	10,037,276.87	10,037,276.87	0.00	0.00	0.00
MB27-MBIA TX HERITAGE PARKWAY	AR-0057	State Pool	05/13/20	Open	0.0539	5,008,876.82	5,008,876.82	0.00	5,009,098.71	5,009,098.71	0.00	0.00	0.00
MB28-MBIA GRAND PARKWAY 2021	AR-0059	State Pool	08/02/21	Open	0.0539	32,003,379.31	32,003,379.31	0.00	32,004,796.95	32,004,796.95	0.00	0.00	0.00
MB29-MBIA SR LIEN TOLL RD 2021	AR-0060	State Pool	08/02/21	Open	0.0539	71,008,014.91	71,008,014.91	0.00	71,011,160.34	71,011,160.34	0.00	0.00	0.00
MB30-MBIA FLOOD PRO DRAINAGE 20	AR-0061	State Pool	08/02/21	Open	0.0539	14,001,180.86	14,001,180.86	0.00	14,001,801.07	14,001,801.07	0.00	0.00	0.00
State Pool Total					0.0521	463,627,607.25	463,627,607.25	0.00	439,646,883.27	439,646,883.27	0.00	0.00	0.00
Investment Total					0.0543	590,225,881.63	590,225,881.63	0.00	549,809,193.72	549,809,193.72	0.00	0.00	0.00

Open Investments

Ft. Bend County

Effective Interest - Actual Life
Receipts in Period
11/30/21

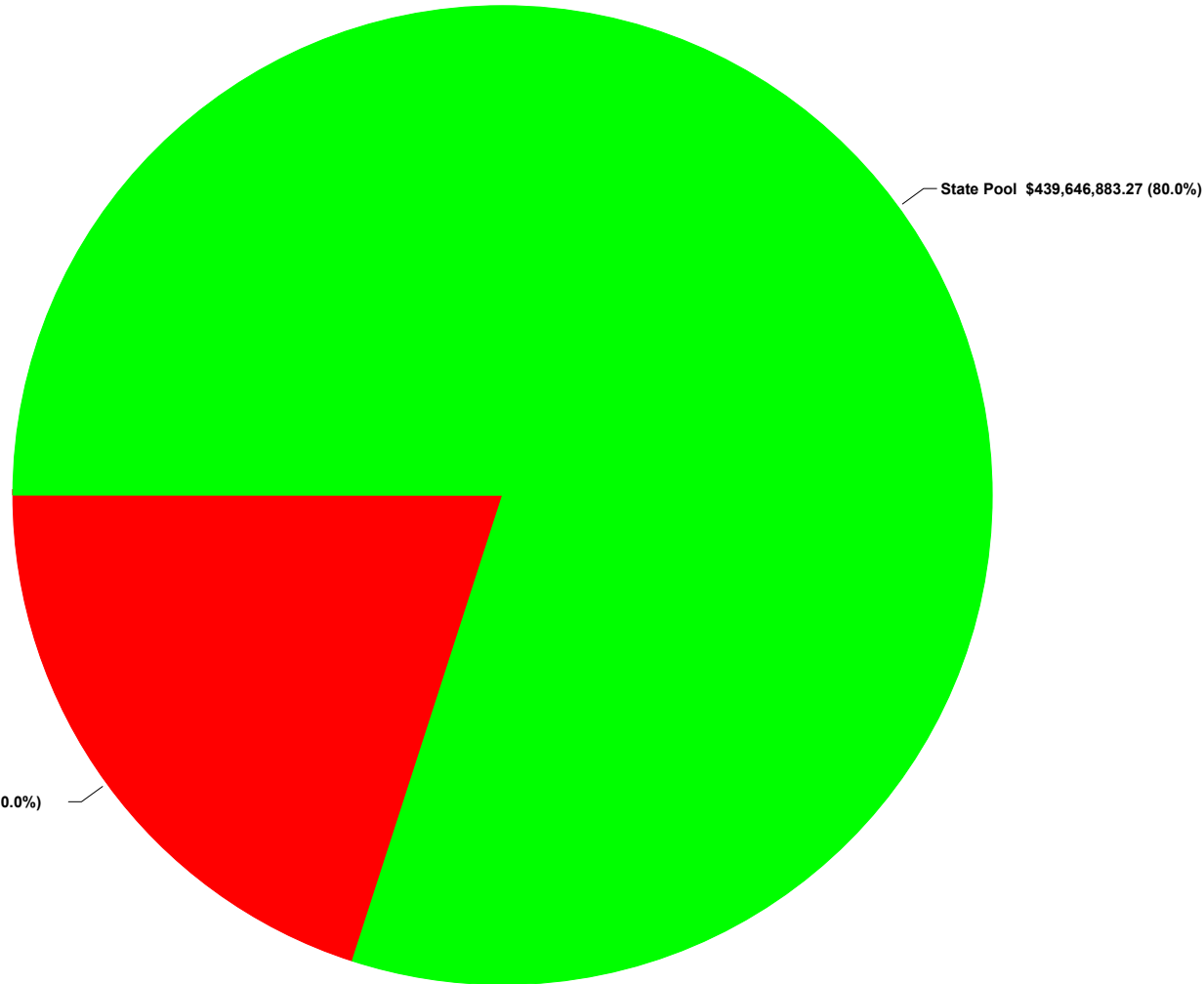
CUSIP	Invest Number	Security Description	Invest Class	Purchase Date	Call Date	Purchase Institut	SafeKeep Institut	Issuing Institut	Yield Matur	Yield Call	Original Unit Cost	Original Par Val/Shares	Original Princ/Cost	Orig Prem Discount	Ending Unit Price	Ending Par Val/Shares	Ending Amor Val/Cost	Ending Prem/Dscnt
Money Market																		
Cadence-Money Market Accts																		
	AR-0058	Money Market		01/31/21	Open	101	None	101	0.0700	0.0700	1.000000	210,194,488.52	210,194,488.52	0.00	1.000000	110,162,310.45	110,162,310.45	0.00
Money Market Total																		
									0.0700	0.0700	1.000000	210,194,488.52	210,194,488.52	0.00	1.000000	110,162,310.45	110,162,310.45	0.00
State Pool																		
MB02-MBIA General																		
	AR-0015	State Pool		11/01/08	Open	2000	None	2000	0.0539	0.0539	1.000000	17,374,917.83	17,374,917.83	0.00	1.000000	24,057,647.54	24,057,647.54	0.00
MB03-MBIA Road & Bridge																		
	AR-0016	State Pool		11/01/08	Open	2000	None	2000	0.0539	0.0539	1.000000	2,856,438.24	2,856,438.24	0.00	1.000000	1,577,759.17	1,577,759.17	0.00
MB04-MBIA Drainage																		
	AR-0017	State Pool		11/01/08	Open	2000	None	2000	0.0539	0.0539	1.000000	1,267,218.21	1,267,218.21	0.00	1.000000	9,293,637.39	9,293,637.39	0.00
MB06-MBIA Toll Rd. Operations																		
	AR-0019	State Pool		11/01/08	Open	2000	None	2000	0.0539	0.0539	1.000000	3,143,377.27	3,143,377.27	0.00	1.000000	69,002,807.17	69,002,807.17	0.00
TT00-TX TERM General																		
	AR-0022	State Pool		11/01/08	Open	2005	None	2005	0.0200	0.0200	1.000000	10,006,437.87	10,006,437.87	0.00	1.000000	1,071.89	1,071.89	0.00
TT02-TX TERM Toll Rd. Operation																		
	AR-0024	State Pool		11/01/08	Open	2005	None	2005	0.0200	0.0200	0.000000	0.00	0.00	0.00	1.000000	1,070.67	1,070.67	0.00
TT04-TX TERM Road & Bridge																		
	AR-0026	State Pool		11/01/08	Open	2005	None	2005	0.0200	0.0200	1.000000	10,463.28	10,463.28	0.00	1.000000	1,068.72	1,068.72	0.00
TT05-TX TERM Drainage																		
	AR-0027	State Pool		11/01/08	Open	2005	None	2005	0.0200	0.0200	1.000000	109,774.61	109,774.61	0.00	1.000000	354.55	354.55	0.00
LOG1-Logic- General																		
	AR-0028	State Pool		11/10/08	Open	200	None	200	0.0391	0.0391	1.000000	10,000,000.00	10,000,000.00	0.00	1.000000	743,140.35	743,140.35	0.00
LOG2-Logic-Toll Rd.Operations																		
	AR-0029	State Pool		11/10/08	Open	200	None	200	0.0391	0.0391	1.000000	2,000,000.00	2,000,000.00	0.00	1.000000	35,130,668.70	35,130,668.70	0.00
LOG5-Logic-Drainage																		
	AR-0032	State Pool		11/10/08	Open	200	None	200	0.0391	0.0391	1.000000	500,000.00	500,000.00	0.00	1.000000	522,402.16	522,402.16	0.00
LOG8-Logic-Road & Bridge																		
	AR-0035	State Pool		11/10/08	Open	200	None	200	0.0391	0.0391	1.000000	1,000,000.00	1,000,000.00	0.00	1.000000	2,523,990.16	2,523,990.16	0.00
MB12-MBIA ESD 100 AGREEMENT																		
	AR-0041	State Pool		08/31/16	Open	2000	None	2000	0.0539	0.0539	1.000000	3,900,000.00	3,900,000.00	0.00	1.000000	3,991,155.89	3,991,155.89	0.00
MB13-MBIA ASSISTANCE DIST #1																		
	AR-0042	State Pool		08/31/16	Open	2000	None	2000	0.0539	0.0539	1.000000	10,000,000.00	10,000,000.00	0.00	1.000000	4,000,553.20	4,000,553.20	0.00
MB14-MBIA GR PARKWAY OPERATIONS																		
	AR-0043	State Pool		08/31/16	Open	2000	None	2000	0.0539	0.0539	1.000000	8,500,000.00	8,500,000.00	0.00	1.000000	42,917,153.27	42,917,153.27	0.00
MB17 - SR LIEN BOND 2016																		
	AR-0046	State Pool		12/09/16	Open	2000	None	2000	0.0539	0.0539	1.000000	35,000,000.00	35,000,000.00	0.00	1.000000	6,020,718.41	6,020,718.41	0.00
LO10-LOGIC-COUNTY'S CARE ACT																		
	AR-0047	State Pool		05/12/20	Open	200	None	200	0.0391	0.0391	1.000000	67,000,000.00	67,000,000.00	0.00	1.000000	15,002,381.63	15,002,381.63	0.00
MB18-MBIA COUNTY'S CARES ACT																		
	AR-0048	State Pool		05/12/20	Open	2000	None	2000	0.0539	0.0539	1.000000	67,000,000.00	67,000,000.00	0.00	1.000000	60,014,162.19	60,014,162.19	0.00
MB19-MBIA FBC ASSIST. DIST. #2																		
	AR-0049	State Pool		05/13/20	Open	2000	None	2000	0.0539	0.0539	1.000000	2,500,000.00	2,500,000.00	0.00	1.000000	4,507,261.40	4,507,261.40	0.00
MB20- MBIA FBC ASSIST. DIST. #4																		
	AR-0050	State Pool		05/13/20	Open	2000	None	2000	0.0539	0.0539	1.000000	1,250,000.00	1,250,000.00	0.00	1.000000	1,253,471.74	1,253,471.74	0.00
MB21-MBIA FBC ASSIST. DIST. #6																		
	AR-0051	State Pool		05/13/20	Open	2000	None	2000	0.0539	0.0539	1.000000	2,000,000.00	2,000,000.00	0.00	1.000000	2,005,554.70	2,005,554.70	0.00
MB23-MBIA JUVENILE																		
	AR-0053	State Pool		05/13/20	Open	2000	None	2000	0.0539	0.0539	1.000000	8,000,000.00	8,000,000.00	0.00	1.000000	15,000,585.70	15,000,585.70	0.00
MB24-MBIA DEBT SERVICE																		
	AR-0054	State Pool		05/13/20	Open	2000	None	2000	0.0539	0.0539	1.000000	21,000,000.00	21,000,000.00	0.00	1.000000	7,511,062.89	7,511,062.89	0.00
MB25-MBIA DRAINAGE DEBT SERVICE																		
	AR-0055	State Pool		05/13/20	Open	2000	None	2000	0.0539	0.0539	1.000000	1,000,000.00	1,000,000.00	0.00	1.000000	2,503,069.84	2,503,069.84	0.00
MB26-FACILITIES BOND 2018																		
	AR-0056	State Pool		05/13/20	Open	2000	None	2000	0.0539	0.0539	1.000000	14,000,000.00	14,000,000.00	0.00	1.000000	10,037,276.87	10,037,276.87	0.00
MB27-MBIA TX HERITAGE PARKWAY																		
	AR-0057	State Pool		05/13/20	Open	2000	None	2000	0.0539	0.0539	1.000000	17,000,000.00	17,000,000.00	0.00	1.000000	5,009,098.71	5,009,098.71	0.00
MB28-MBIA GRAND PARKWAY 2021																		
	AR-0059	State Pool		08/02/21	Open	2000	None	2000	0.0539	0.0539	1.000000	25,000,000.00	25,000,000.00	0.00	1.000000	32,004,796.95	32,004,796.95	0.00
MB29-MBIA SR LIEN TOLL RD 2021																		
	AR-0060	State Pool		08/02/21	Open	2000	None	2000	0.0539	0.0539	1.000000	68,000,000.00	68,000,000.00	0.00	1.000000	71,011,160.34	71,011,160.34	0.00
MB30-MBIA FLOOD PRO DRAINAGE 20																		
	AR-0061	State Pool		08/02/21	Open	2000	None	2000	0.0539	0.0539	1.000000	10,000,000.00	10,000,000.00	0.00	1.000000	14,001,801.07	14,001,801.07	0.00
State Pool Total																		
									0.0521	0.0521	1.000000	409,418,627.31	409,418,627.31	0.00	1.000000	439,646,883.27	439,646,883.27	0.00
Investment Total																		
									0.0557	0.0557	1.000000	619,613,115.83	619,613,115.83	0.00	1.000000	549,809,193.72	549,809,193.72	0.00

Open Investments

Ft. Bend County

Effective Interest - Actual Life
Receipts in Period
11/30/21

Showing Ending Par Val/Shares: \$549,809,193.72

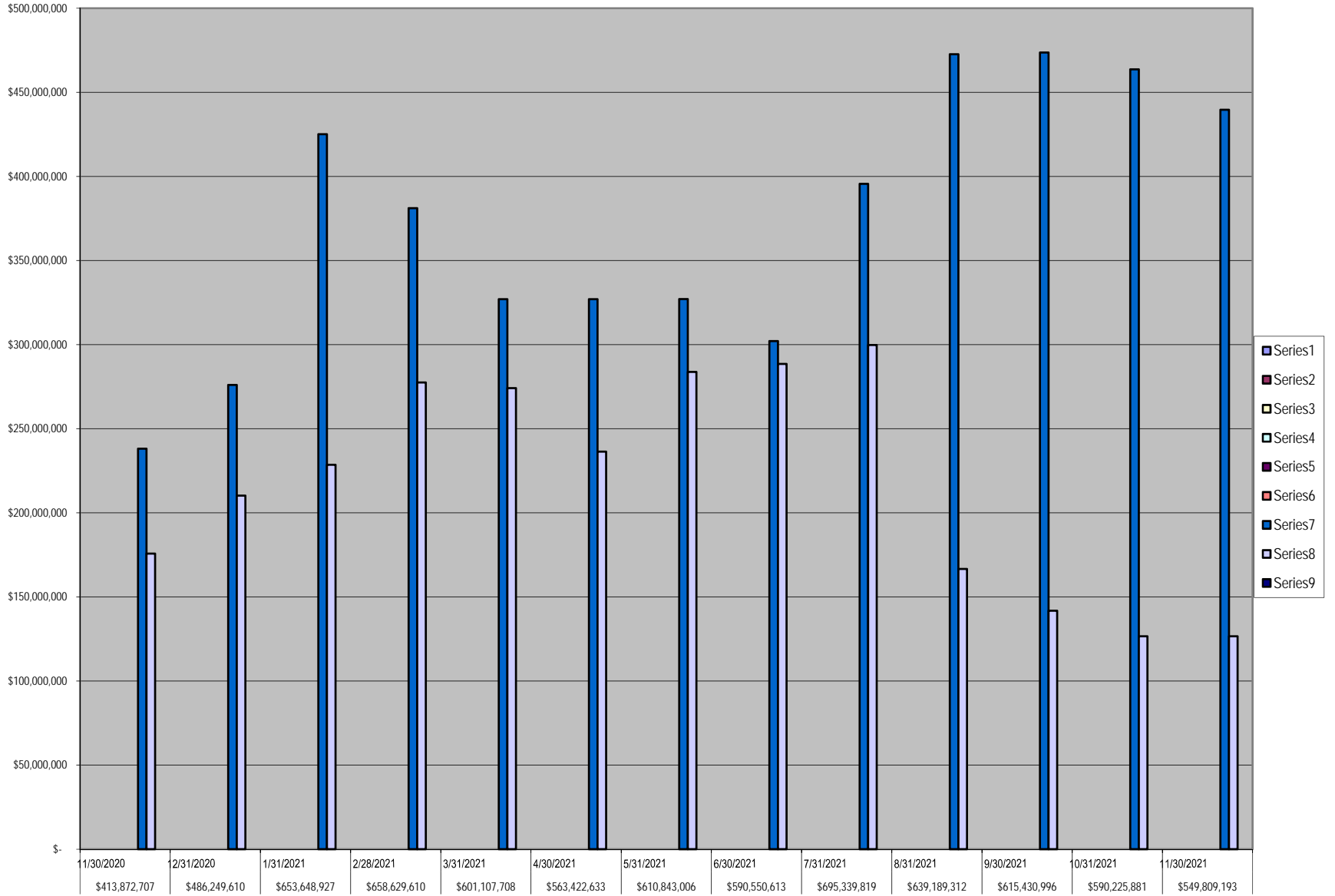


■ Money Market \$110,162,310.45 (20.0%)
■ State Pool \$439,646,883.27 (80.0%)

Money Market \$110,162,310.45 (20.0%)

FBC INVESTMENT TRAILING 12 MONTHS

Open		FARMERS													
Investments		MAC DN	FFCB	FHLB	FHLMC	FNMA	FNMA	DISCOUNT	NOTE	State Pool	Prosperity	Prosperity -			
\$ 413,872,707	11/30/2020	\$ -	\$ -	\$ -	\$ -	\$ -	\$ -	\$ -	\$ -	\$ 238,129,414	\$ 175,743,293	\$ -			
\$ 486,249,610	12/31/2020	\$ -	\$ -	\$ -	\$ -	\$ -	\$ -	\$ -	\$ -	\$ 276,055,122	\$ 210,194,488	\$ -			
\$ 653,648,927	1/31/2021	\$ -	\$ -	\$ -	\$ -	\$ -	\$ -	\$ -	\$ -	\$ 425,089,250	\$ 228,559,677	\$ -			
\$ 658,629,610	2/28/2021	\$ -	\$ -	\$ -	\$ -	\$ -	\$ -	\$ -	\$ -	\$ 381,123,831	\$ 277,505,779	\$ -			
\$ 601,107,708	3/31/2021	\$ -	\$ -	\$ -	\$ -	\$ -	\$ -	\$ -	\$ -	\$ 327,009,281	\$ 274,098,427	\$ -			
\$ 563,422,633	4/30/2021	\$ -	\$ -	\$ -	\$ -	\$ -	\$ -	\$ -	\$ -	\$ 327,031,885	\$ 236,390,748	\$ -			
\$ 610,843,006	5/31/2021	\$ -	\$ -	\$ -	\$ -	\$ -	\$ -	\$ -	\$ -	\$ 327,053,566	\$ 283,789,440	\$ -			
\$ 590,550,613	6/30/2021	\$ -	\$ -	\$ -	\$ -	\$ -	\$ -	\$ -	\$ -	\$ 302,069,061	\$ 288,481,552	\$ -			
\$ 695,339,819	7/31/2021	\$ -	\$ -	\$ -	\$ -	\$ -	\$ -	\$ -	\$ -	\$ 395,587,723	\$ 299,752,096	\$ -			
\$ 639,189,312	8/31/2021	\$ -	\$ -	\$ -	\$ -	\$ -	\$ -	\$ -	\$ -	\$ 472,609,124	\$ 166,580,188	\$ -			
\$ 615,430,996	9/30/2021	\$ -	\$ -	\$ -	\$ -	\$ -	\$ -	\$ -	\$ -	\$ 473,626,947	\$ 141,804,049	\$ -			
\$ 590,225,881	10/31/2021	\$ -	\$ -	\$ -	\$ -	\$ -	\$ -	\$ -	\$ -	\$ 463,627,607	\$ 126,598,274	\$ -			
\$ 549,809,193	11/30/2021	\$ -	\$ -	\$ -	\$ -	\$ -	\$ -	\$ -	\$ -	\$ 439,646,883	\$ 126,598,274	\$ -			





12/01/2021

To Whom It May Concern,

In accordance with Cadence Bank's Depository Bid, the interest rate for the month of November 2021 is a fixed rate of 0.07% for all Fort Bend County interest-bearing accounts.

Sincerely,

Amy Wills

Amy Wills
VP, Treasury Management Officer
Cadence Bank N.A.

Texas CLASS

Texas CLASS Average Monthly Yield: 0.539%

Date	Dividend Rate	Daily Yield
11/01/2021	0.000001280	0.0467%
11/02/2021	0.000001291	0.0471%
11/03/2021	0.000001270	0.0464%
11/04/2021	0.000001411	0.0515%
11/05/2021	0.000004035	0.0491%
11/06/2021	0.000000000	0.0491%
11/07/2021	0.000000000	0.0491%
11/08/2021	0.000001409	0.0514%
11/09/2021	0.000001409	0.0514%
11/10/2021	0.000002868	0.0523%
11/11/2021	0.000000000	0.0523%
11/12/2021	0.000004341	0.0528%
11/13/2021	0.000000000	0.0528%
11/14/2021	0.000000000	0.0528%
11/15/2021	0.000001448	0.0529%
11/16/2021	0.000001454	0.0531%
11/17/2021	0.000001470	0.0536%
11/18/2021	0.000001513	0.0552%
11/19/2021	0.000004521	0.0550%
11/20/2021	0.000000000	0.0550%
11/21/2021	0.000000000	0.0550%
11/22/2021	0.000001532	0.0559%
11/23/2021	0.000001513	0.0552%
11/24/2021	0.000003156	0.0576%
11/25/2021	0.000000000	0.0576%
11/26/2021	0.000005001	0.0608%
11/27/2021	0.000000000	0.0608%
11/28/2021	0.000000000	0.0608%
11/29/2021	0.000001664	0.0608%
11/30/2021	0.000001710	0.0624%

Performance results are shown net of all fees and expenses and reflect the reinvestment of dividends and other earnings. Many factors affect performance including changes in market conditions and interest rates and in response to other economic, political, or financial developments. Investment involves risk including the possible loss of principal. No assurance can be given that the performance objectives of a given strategy will be achieved. **Past performance is no guarantee of future results. Any financial and/or investment decision may incur losses.**



November 30, 2021

TexasDAILY

Current Yield¹: 0.0151%

Historical Rates Monthly Distribution Yields²

	2011	2012	2013	2014	2015	2016	2017	2018	2019	2020	2021
January	0.1384%	0.0821%	0.1161%	0.0389%	0.0671%	0.3506%	0.5788%	1.3427%	2.3957%	1.6102%	0.0733%
February	0.1661%	0.1005%	0.0954%	0.0367%	0.0813%	0.3915%	0.5908%	1.3987%	2.3957%	1.5765%	0.0508%
March	0.1410%	0.0976%	0.1002%	0.0379%	0.0895%	0.4070%	0.6635%	1.4959%	2.4131%	1.2044%	0.0505%
April	0.0983%	0.0972%	0.0830%	0.0363%	0.0904%	0.4225%	0.7477%	1.6492%	2.4243%	0.8253%	0.0500%
May	0.0888%	0.1182%	0.0786%	0.0393%	0.0860%	0.4328%	0.7606%	1.7528%	2.4123%	0.4055%	0.0419%
June	0.0876%	0.1276%	0.0548%	0.0396%	0.0921%	0.4406%	0.8479%	1.8500%	2.4069%	0.2355%	0.0296%
July	0.0618%	0.1262%	0.0504%	0.0452%	0.0992%	0.4497%	0.9587%	1.9551%	2.3786%	0.2151%	0.0204%
August	0.0797%	0.1255%	0.0497%	0.0575%	0.1107%	0.4697%	0.9961%	1.9931%	2.2118%	0.1579%	0.0211%
September	0.0665%	0.1262%	0.0461%	0.0597%	0.1299%	0.4978%	1.0271%	2.0345%	2.1528%	0.1378%	0.0182%
October	0.0655%	0.1283%	0.0380%	0.0574%	0.1504%	0.4688%	1.0470%	2.1533%	1.9688%	0.1158%	0.0167%
November	0.0814%	0.1254%	0.0375%	0.0572%	0.1470%	0.4482%	1.0914%	2.2135%	1.7388%	0.1034%	0.0164%
December	0.1093%	0.1303%	0.0369%	0.0667%	0.2255%	0.4988%	1.2134%	2.3157%	1.6638%	0.0886%	

**Call toll-free
1-866-839-8376**

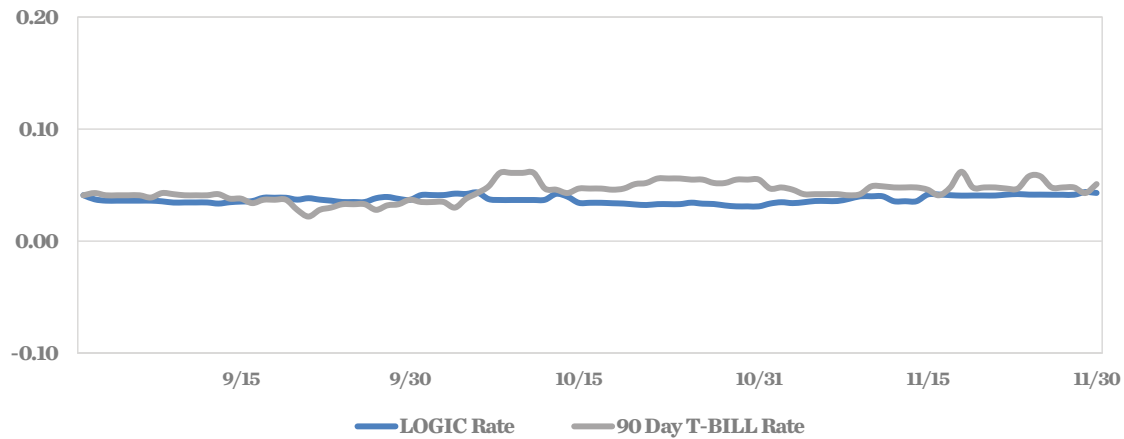
Past performance is not indicative of future results and yields may vary.

(1) The current yield, which is also known as the current annualized yield or current seven-day yield, represents the net change, exclusive of capital changes and income other than investment income, in the value of a hypothetical account with a balance of one share (normally \$1.00 per share) over a seven-day base period expressed as a percentage of the value of one share at the beginning of the seven-day period. This resulting net change in account value is then annualized by multiplying it by 365 and dividing the result by 7. The yields shown may reflect fee waivers by service providers that subsidize and reduce the total operating expenses of the TexasDAILY portfolio. Portfolio yields would be lower if there were no such waivers.

(2) The monthly distribution yield represents the sum of a month's one-day allocation factors divided by the number of days in that month, and multiplied by 365. The yields shown may reflect fee waivers by service providers that subsidize and reduce the total operating expenses of the TexasDAILY portfolio. Portfolio yields would be lower if there were no such waivers.

This information is for institutional investors, not for further distribution to retail investors, and does not represent an offer to sell or a solicitation of an offer to buy or sell any fund or other security. Investors should consider the Texas Range Investment Program's (the "Program's") investment objectives, risks, charges and expenses before investing. This and other information about the Program is available in the Program's Information Statement, which should be read carefully before investing. A copy of the Program's Information Statement may be obtained by calling 1-866-839-8376 or is available on the Program's website at www.texas-range.com. While TexasDAILY and TexasDAILY Select seek to maintain a stable net asset value of \$1.00 per share and TexasTERM seeks to achieve a net asset value of \$1.00 per share at its stated maturity, it is possible to lose money investing in the Program. An investment in the Program is not insured or guaranteed by the Federal Deposit Insurance Corporation or any other governmental agency. Shares of the Program are distributed by **PFM Fund Distributors, Inc.**, member Financial Industry Regulatory Authority (FINRA) (www.finra.org) and Securities Investor Protection Corporation (SIPC) (www.sipc.org). PFM Fund Distributors, Inc. is a wholly-owned subsidiary of PFM Asset Management LLC.

LOGIC VERSUS 90-DAY TREASURY BILL



This material is for information purposes only. This information does not represent an offer to buy or sell a security. The above rate information is obtained from sources that are believed to be reliable; however, its accuracy or completeness may be subject to change. The LOGIC management fee may be waived in full or in part at the discretion of the LOGIC co-administrators and the LOGIC rate for the period shown reflects waiver of fees. This table represents historical investment performance/return to the customer, net of fees, and is not an indication of future performance. An investment in the security is not insured or guaranteed by the Federal Deposit Insurance Corporation or any other government agency. Although the issuer seeks to preserve the value of an investment of \$1.00 per share, it is possible to lose money by investing in the security. Information about these and other program details are in the fund's Information Statement which should be read carefully before investing. The yield on the 90-Day Treasury Bill ("T-Bill Yield") is shown for comparative purposes only. When comparing the investment returns of the LOGIC pool to the T-Bill Yield, you should know that the LOGIC pool consists of allocations of specific diversified securities as detailed in the respective Information Statements. The T-Bill Yield is taken from Bloomberg Finance L.P. and represents the daily closing yield on the then current 90-Day T-Bill. The LOGIC yield is calculated in accordance with regulations governing the registration of open-end management investment companies under the Investment Company Act of 1940 as promulgated from time to time by the federal Securities and Exchange Commission.

DAILY SUMMARY FOR NOVEMBER 2021

DATE	MNY MKT FUND EQUIV. [SEC Std.]	DAILY ALLOCATION FACTOR	INVESTED BALANCE	MARKET VALUE PER SHARE	WAM DAYS (1)	WAL DAYS (2)
11/1/2021	0.0335%	0.000000919	\$7,632,994,718.52	0.999992	59	84
11/2/2021	0.0347%	0.000000951	\$7,656,067,907.08	0.999988	59	85
11/3/2021	0.0339%	0.000000929	\$7,664,383,679.18	0.999984	59	84
11/4/2021	0.0347%	0.000000952	\$7,652,779,219.26	0.999978	59	85
11/5/2021	0.0358%	0.000000982	\$7,644,878,381.20	0.999969	57	84
11/6/2021	0.0358%	0.000000982	\$7,644,878,381.20	0.999969	57	84
11/7/2021	0.0358%	0.000000982	\$7,644,878,381.20	0.999969	57	84
11/8/2021	0.0377%	0.000001032	\$7,636,189,620.79	0.999970	59	88
11/9/2021	0.0400%	0.000001095	\$7,629,879,899.57	0.999966	59	89
11/10/2021	0.0400%	0.000001097	\$7,603,249,848.60	0.999958	60	88
11/11/2021	0.0400%	0.000001097	\$7,603,249,848.60	0.999958	60	88
11/12/2021	0.0356%	0.000000975	\$7,596,418,665.98	0.999945	56	84
11/13/2021	0.0356%	0.000000975	\$7,596,418,665.98	0.999945	56	84
11/14/2021	0.0356%	0.000000975	\$7,596,418,665.98	0.999945	56	84
11/15/2021	0.0416%	0.000001140	\$7,511,526,479.14	0.999950	60	87
11/16/2021	0.0416%	0.000001139	\$7,530,917,908.26	0.999951	59	87
11/17/2021	0.0410%	0.000001123	\$7,515,717,070.47	0.999951	59	87
11/18/2021	0.0406%	0.000001113	\$7,496,342,225.08	0.999948	59	86
11/19/2021	0.0407%	0.000001114	\$7,465,252,640.40	0.999940	57	85
11/20/2021	0.0407%	0.000001114	\$7,465,252,640.40	0.999940	57	85
11/21/2021	0.0407%	0.000001114	\$7,465,252,640.40	0.999940	57	85
11/22/2021	0.0415%	0.000001137	\$7,453,704,853.96	0.999936	58	85
11/23/2021	0.0420%	0.000001152	\$7,442,125,013.13	0.999916	58	85
11/24/2021	0.0415%	0.000001136	\$7,517,073,037.97	0.999904	57	83
11/25/2021	0.0415%	0.000001136	\$7,517,073,037.97	0.999904	57	83
11/26/2021	0.0414%	0.000001133	\$7,507,613,604.29	0.999903	55	81
11/27/2021	0.0414%	0.000001133	\$7,507,613,604.29	0.999903	55	81
11/28/2021	0.0414%	0.000001133	\$7,507,613,604.29	0.999903	55	81
11/29/2021	0.0438%	0.000001201	\$7,501,577,045.55	0.999922	57	83
11/30/2021	0.0430%	0.000001179	\$7,411,179,653.22	0.999929	57	83
Average	0.0391%	0.000001071	\$7,553,950,698.07		58	85

Cadence Bank
Money Market Accounts
November 30, 2021

FUND	DESCRIPTION	BEGINNING BALANCE	DEPOSITS	WITH- DRAWALS	INTEREST	ENDING BALANCE
100	General Operating	39,322,515.86	54,641,148.19	70,064,154.03	1,547.51	23,901,057.53
150	Juvenile Operations	2,189,246.78	17,233,410.29	16,201,329.67	288.03	3,221,615.43
155	Road & Bridge	3,115,003.27	247,697.12	1,641,865.37	137.80	1,720,972.82
160	Drainage District	1,252,571.03	3,016,776.26	2,388,498.69	95.51	1,880,944.11
165	Lateral Road	1,324,148.15	-	-	76.18	1,324,224.33
170	Statue Restoration	4,620.14	-	-	0.27	4,620.41
175	City Water Assistance	2,862.66	258.00	451.46	0.16	2,669.36
185	Entex Contributions	4.71	-	-	-	4.71
190	H L & P Assistance	29,229.30	-	9,216.01	1.60	20,014.89
195	County Law Library	1,311,446.04	38,842.76	39,343.37	75.79	1,311,021.22
200	Law Enforcement Academy	618,739.32	22,720.00	9,555.84	36.34	631,939.82
205	Surface Water Supply Corp.	8,350.06	-	-	0.48	8,350.54
206	Industrial Development Corp	15,929.39	-	-	0.92	15,930.31
207	FBC Historical Commission	9,643.84	-	-	0.55	9,644.39
215	Library Donations	100,502.89	60.51	-	5.78	100,569.18
225	FBC Asset Forfeiture-Task-State	521,343.66	3,793.03	7,491.35	29.98	517,675.32
235	Probate Court Training	154,838.34	1,240.65	-	8.94	156,087.93
245	Alert Program-Juvenile	55,816.62	-	-	3.21	55,819.83
255	D A Asset Forfeiture-Fed.	55.54	-	-	-	55.54
265	Gus George Memorial	4,696.41	-	-	0.27	4,696.68
275	D A Special Fund Run	8,163.28	-	-	0.47	8,163.75
280	Co.Atty.Supplemental Salary	280,857.11	-	8,039.07	15.89	272,833.93
290	VIT Interest (Tax Coll)	95,288.77	535.35	-	5.50	95,829.62
300	FBC Elections	397,537.21	9,584.00	22,056.58	23.01	385,087.64
305	FBC Asset Forfeiture-Task-Fed.	28,161.10	4,512.00	606.80	1.75	32,068.05
310	Sheriff Ofc/Forfeiture-Assets-St.	670,645.58	204,091.33	6,820.00	48.49	867,965.40
315	Sheriff Ofc/Forfeiture-Assets-Fed.	76,521.10	-	-	4.40	76,525.50
320	Constable Pct. 2 F/A	24.08	-	-	-	24.08
322	Constable Pct 3 F/A	7,951.35	-	-	0.46	7,951.81
324	Constable Pct 1 F/A	0.76	-	-	-	0.76
332	Fire Marshal St. Ass't. Forfeiture	704.26	-	-	0.04	704.30
335	DA Asset Forfeiture-State	571,542.94	212,646.41	13,559.83	43.22	770,672.74
360	Law Enforcement Training	230,092.45	-	29,981.50	13.17	200,124.12
390	Child Protective Service IV-E	107,547.00	55.37	7,090.66	5.93	100,517.64

Cadence Bank
Money Market Accounts
November 30, 2021

402	Hope 3 Program Sales	61.06	-	-	-	61.06
410	Child Support IVD Reimb.	153,626.96	-	-	8.84	153,635.80
415	Local Law Enf.Block Grant	58,232.65	-	1,094.00	3.31	57,141.96
440	Supervision	4,381,030.68	251,393.65	427,432.17	245.31	4,205,237.47
470	FBC Assist District #16	15,821.47	10,510.38	-	1.23	26,333.08
471	FBC Assist District #17	748.09	85.12	-	0.05	833.26
472	FBC Assist District #18	15,026.49	3,507.99	-	0.97	18,535.45
473	FBC Assist District #19	31,180.09	4,466.29	-	1.93	35,648.31
474	FBC Assist District #20	318,529.04	45,975.23	-	19.74	364,524.01
475	FBC Assist District #21	1,573.23	405.97	-	0.10	1,979.30
476	FBC Assist District #22	435,294.60	46,366.19	-	26.47	481,687.26
600/605	Debt Service Account	1,671,324.39	1,097,864.03	1,293,936.92	80.45	1,475,331.95
610	Drainage Debt Service	1,291,717.11	3,279.08	-	74.36	1,295,070.55
750	Mission Bend/Four Corners	380,797.02	-	-	21.91	380,818.93
756	2018 Facilities Bond Projects	1,988,931.40	-	607,976.63	108.40	1,381,063.17
762	2020 Mobility Projects	1,011,329.82	55,535.95	-	59.88	1,066,925.65
764	2020 Drainage Flood Projects	4,954,591.19	-	793,806.41	268.50	4,161,053.28
766	2020 Mobility - Tx Heritage Pkwy	3,244,777.07	-	140,772.00	179.70	3,104,184.77
768	2020A Tax Notes	6,156,914.92	-	1,397,979.00	281.84	4,759,217.76
771	2021 Tax Note Account	140,893.89	-	-	8.11	140,902.00
802	Sr. Lien Toll Rd Rev Bonds 2016	3,103,199.48	-	170,811.76	169.70	2,932,557.42
803	2021 FBCTRA Bond Projects	4,847,598.03	1,257.10	64,730.00	275.69	4,784,400.82
807	2021 Grand Pkwy Toll Rd Projects	3,952,100.87	-	183,395.48	218.61	3,768,924.00
810	Toll Road Operations	6,224,138.36	299,748.66	2,513,483.60	239.63	4,010,643.05
815	Grand Pkwy Toll Road Ops	4,644,111.29	245,371.86	2,724,423.31	243.21	2,165,303.05
990	County's Cares Act	2,216,666.96	10,062,391.23	6,006,372.55	140.82	6,272,826.46
TREA	Treasurer's Account	73,339.37	8,005,872.13	8,040,263.84	30.36	38,978.02
INVE	FBC Investment Account	-	22,128,091.10	22,128,091.10	-	-
850M	Boon-Chapman Medical	1,347,024.73	3,500,921.59	3,029,532.82	121.94	1,818,535.44
850D	Boon-Chapman Dental	1,285,945.13	0.26	115,367.46	69.39	1,170,647.32
882	Boon-Chapman 125	331,902.97	75,553.57	49,665.13	19.96	357,811.37
884	Fee Officer's Account	3,072,297.04	2,677,775.17	2,499,111.25	-	3,250,960.96
912	JP Credit Card Processing	51,865.11	257,082.94	288,213.95	3.78	20,737.88
908	EMS Credit Card Processing	19,514.53	11,523.67	20,763.00	0.96	10,276.16
DACC	D A Credit Card Processing	53,271.73	10,133.00	23,563.78	2.56	39,843.51

Cadence Bank
Money Market Accounts
November 30, 2021

PTCC	Public Transportation Credit Cards	1,527.40	8,552.72	8,951.08	0.13	1,129.17
CSCC	CSCD Credit Card	222,615.71	278,787.50	253,858.20	12.78	247,557.79
LBCC	Library Credit Card	588.41	5,219.96	5,211.71	0.05	596.71
JUCC	Juvenile Credit Card	837.43	1,103.55	1,796.08	0.03	144.93
SOCC	Sheriff Credit Card	21,566.36	25,851.42	24,412.78	0.95	23,005.95
TRCC	Toll Road Permit Credit Card	1,825.07	1,154.77	2,479.84	0.06	500.06
130	Assistant Dist Number 1	2,850,072.43	602,079.52	115,544.08	179.90	3,336,787.77
131	Assistant Dist Number 2	1,965,478.04	253,972.91	-	120.88	2,219,571.83
133	Assistant Dist Number 4	1,110,004.05	38,288.33	12,295.51	64.99	1,136,061.86
134	Assistant Dist Number 5	403,708.00	11,613.34	-	23.58	415,344.92
135	Assistant Dist Number 6	1,180,355.66	200,873.81	5,108.81	73.91	1,376,194.57
136	Assistant Dist Number 7	1,437,138.68	128,773.36	24,845.17	86.54	1,541,153.41
137	Assistant Dist Number 8	104,821.75	4,916.57	15,000.00	6.12	94,744.44
138	Assistant Dist Number 9	2,235,102.62	162,338.63	3,992.00	133.43	2,393,582.68
139	Assistant Dist Number 10	792,010.76	56,402.01	170,383.15	40.92	678,070.54
140	Assistant Dist Number 11	2,076,948.05	134,040.90	-	123.61	2,211,112.56
145	Emergency Svc Dist 100	2,084,049.79	833,710.62	-	143.91	2,917,904.32
CCCA	Non Fee Officer CC Clearing Acct	73,535.95	54,666.40	47,351.88	3.91	80,854.38
JPMT	Juror Payments	6,563.54	14,417.00	17,515.94	0.56	3,465.16
EPEC	Engineering Permitting E-Check	2,860.18	3,130.00	360.18	0.24	5,630.24
JE11	JP 1-1 E-Filing	1,305.10	6,561.50	7,865.60	0.07	1.07
JE12	JP 1-2 E-Filing	817.06	9,118.00	9,935.06	0.09	0.09
JE02	JP 2 E-Filing	2,902.26	21,206.00	23,982.26	0.23	126.23
JE03	JP 3 E-Filing	8,741.18	13,098.25	21,834.43	0.22	5.22
JE04	JP #4 E-Filing	1,531.13	17,323.25	18,854.38	0.21	0.21
	EMS Patient Acct Svcs ACH	-	660,110.93	660,110.93	0.17	0.17
	Change Fund Clearing Acct	(610.00)	2,570.00	2,210.00	-	(250.00)
DCJS	DC Jury Summons Postage	20,000.00	-	-	-	20,000.00
	Total	126,598,274.38	127,982,364.68	144,424,745.46	6,416.85	110,162,310.45

Investment Report

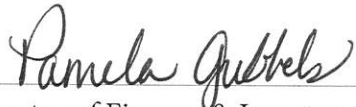
Ft. Bend County

12/01/21 - 12/31/21

This report summarizes the investment position of Ft. Bend County for the period 12/01/21 to 12/31/21.

	11/30/21	12/31/21
Book Value	549,809,193.72	561,165,550.59
Market Value	549,809,193.72	561,165,550.59
Par Value	549,809,193.72	561,165,550.59
Change in Market Value		0.00
Weighted Average Maturity (in Days)	0	0
Weighted Average Yield-to-Maturity of Portfolio	0.0557%	0.0686%
Yield-to-Maturity of 90 Day T-Bill	0.0450%	0.0500%
Accrued Interest		0.00


This report is presented in accordance with the Texas Government Code Title 10 Section 2256.023. The below signed hereby certify that, to the best of their knowledge on the date this report was created, Ft. Bend County is in compliance with the provisions of Government Code 2256 and with the stated policies and strategies of Ft. Bend County.



Director of Finance & Investments

2-21-22

Date



County Treasurer

2-23-22

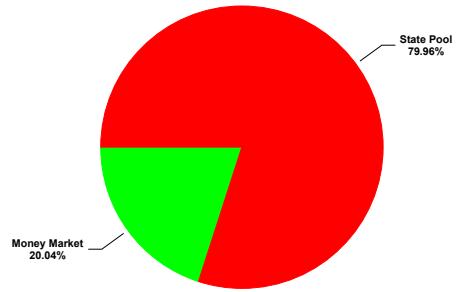
Date

Investment Report

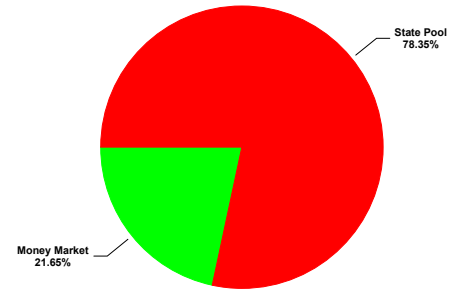
Ft. Bend County

12/01/21 - 12/31/21

Portfolio Composition - 11/30/21



Portfolio Composition - 12/31/21




Maturity Aging - 11/30/21 vs 12/31/21



■ Previous Period ■ Current Period

Portfolio Performance - 12/01/21 to 12/31/21



■ Portfolio ■ 90 Day T-Bill

GASB 31 Compliance Ft. Bend County

Effective Interest - Actual Life Receipts in Period 12/01/21 - 12/31/21

CUSIP	Invest Number	Security Description	Purchase Date	Sale Date	Valuation Method	Yield Earned	Price Source	Beginning Unit Price	Par Value On 12/01/21	Reported Value 12/01/21	Purchase Cost	Sales Proceeds	Ending Unit Price	Par Value On 12/31/21	Price Source 12/31/21	Reported Value 12/31/21	Change in Fair Value	Interest	Net Investment Income
MB02-MBIA General	AR-0015	State Pool	11/01/08	Open	Fair Value	0.0692	Manual	1.000000	24,057,647.54	24,057,647.54	0.00	-1,414.76	1.000000	24,059,062.30	Manual	24,059,062.30	0.00	1,414.76	1,414.76
MB03-MBIA Road & Bridge	AR-0016	State Pool	11/01/08	Open	Fair Value	0.0692	Manual	1.000000	1,577,759.17	1,577,759.17	0.00	-92.78	1.000000	1,577,851.95	Manual	1,577,851.95	0.00	92.78	92.78
MB04-MBIA Drainage	AR-0017	State Pool	11/01/08	Open	Fair Value	0.0692	Manual	1.000000	9,293,637.39	9,293,637.39	0.00	-546.53	1.000000	9,294,183.92	Manual	9,294,183.92	0.00	546.53	546.53
MB06-MBIA Toll Rd. Operations	AR-0019	State Pool	11/01/08	Open	Fair Value	0.0693	Manual	1.000000	69,002,807.17	69,002,807.17	0.00	-5,004,221.14	1.000000	74,007,028.31	Manual	74,007,028.31	0.00	4,221.14	4,221.14
TT00-TX TERM General	AR-0022	State Pool	11/01/08	Open	Fair Value	0.0220	Manual	1.000000	1,071.89	1,071.89	0.00	-0.02	1.000000	1,071.91	Manual	1,071.91	0.00	0.02	0.02
TT02-TX TERM Toll Rd. Operation	AR-0024	State Pool	11/01/08	Open	Fair Value	0.0220	Manual	1.000000	1,070.67	1,070.67	0.00	-0.02	1.000000	1,070.69	Manual	1,070.69	0.00	0.02	0.02
TT04-TX TERM Road & Bridge	AR-0026	State Pool	11/01/08	Open	Fair Value	0.0220	Manual	1.000000	1,068.72	1,068.72	0.00	-0.02	1.000000	1,068.74	Manual	1,068.74	0.00	0.02	0.02
TT05-TX TERM Drainage	AR-0027	State Pool	11/01/08	Open	Fair Value	0.0000	Manual	1.000000	354.55	354.55	0.00	0.00	1.000000	354.55	Manual	354.55	0.00	0.00	0.00
LOG1-Logic- General	AR-0028	State Pool	11/10/08	Open	Fair Value	0.0736	Manual	1.000000	743,140.35	743,140.35	0.00	-46.48	1.000000	743,186.83	Manual	743,186.83	0.00	46.48	46.48
LOG2-Logic-Toll Rd.Operations	AR-0029	State Pool	11/10/08	Open	Fair Value	0.0737	Manual	1.000000	35,130,668.70	35,130,668.70	0.00	-2,197.94	1.000000	35,132,866.64	Manual	35,132,866.64	0.00	2,197.94	2,197.94
LOG5-Logic-Drainage	AR-0032	State Pool	11/10/08	Open	Fair Value	0.0737	Manual	1.000000	522,402.16	522,402.16	0.00	-32.68	1.000000	522,434.84	Manual	522,434.84	0.00	32.68	32.68
LOG8-Logic-Road & Bridge	AR-0035	State Pool	11/10/08	Open	Fair Value	0.0737	Manual	1.000000	2,523,990.16	2,523,990.16	0.00	-157.91	1.000000	2,524,148.07	Manual	2,524,148.07	0.00	157.91	157.91
MB12-MBIA ESD 100 AGREEMENT	AR-0041	State Pool	08/31/16	Open	Fair Value	0.0692	Manual	1.000000	3,991,155.89	3,991,155.89	0.00	-234.69	1.000000	3,991,390.58	Manual	3,991,390.58	0.00	234.69	234.69
MB13-MBIA ASSISTANCE DIST #1	AR-0042	State Pool	08/31/16	Open	Fair Value	0.0694	Manual	1.000000	4,000,553.20	4,000,553.20	0.00	-2,000,300.60	1.000000	6,000,853.80	Manual	6,000,853.80	0.00	300.60	300.60
MB14-MBIA GR PARKWAY OPERATIONS	AR-0043	State Pool	08/31/16	Open	Fair Value	0.0692	Manual	1.000000	42,917,153.27	42,917,153.27	0.00	-2,523.81	1.000000	42,919,677.08	Manual	42,919,677.08	0.00	2,523.81	2,523.81
MB17 - SR LIEN BOND 2016	AR-0046	State Pool	12/09/16	Open	Fair Value	0.0692	Manual	1.000000	6,020,718.41	6,020,718.41	0.00	-354.04	1.000000	6,021,072.45	Manual	6,021,072.45	0.00	354.04	354.04
LO10-LOGIC-COUNTY'S CARE ACT	AR-0047	State Pool	05/12/20	Open	Fair Value	0.0737	Manual	1.000000	15,002,381.63	15,002,381.63	0.00	-938.62	1.000000	15,003,320.25	Manual	15,003,320.25	0.00	938.62	938.62
MB18-MBIA COUNTY'S CARES ACT	AR-0048	State Pool	05/12/20	Open	Fair Value	0.0692	Manual	1.000000	60,014,162.19	60,014,162.19	0.00	4,996,654.00	1.000000	55,017,508.19	Manual	55,017,508.19	0.00	3,346.00	3,346.00
MB19-MBIA FBC ASSIST. DIST. #2	AR-0049	State Pool	05/13/20	Open	Fair Value	0.0692	Manual	1.000000	4,507,261.40	4,507,261.40	0.00	-265.09	1.000000	4,507,526.49	Manual	4,507,526.49	0.00	265.09	265.09
MB20- MBIA FBC ASSIST. DIST. #4	AR-0050	State Pool	05/13/20	Open	Fair Value	0.0692	Manual	1.000000	1,253,471.74	1,253,471.74	0.00	-73.71	1.000000	1,253,545.45	Manual	1,253,545.45	0.00	73.71	73.71
MB21-MBIA FBC ASSIST. DIST. #6	AR-0051	State Pool	05/13/20	Open	Fair Value	0.0692	Manual	1.000000	2,005,554.70	2,005,554.70	0.00	-117.94	1.000000	2,005,672.64	Manual	2,005,672.64	0.00	117.94	117.94
MB23-MBIA JUVENILE	AR-0053	State Pool	05/13/20	Open	Fair Value	0.0692	Manual	1.000000	15,000,585.70	15,000,585.70	0.00	-882.11	1.000000	15,001,467.81	Manual	15,001,467.81	0.00	882.11	882.11
MB24-MBIA DEBT SERVICE	AR-0054	State Pool	05/13/20	Open	Fair Value	0.0692	Manual	1.000000	7,511,062.89	7,511,062.89	0.00	-441.69	1.000000	7,511,504.58	Manual	7,511,504.58	0.00	441.69	441.69
MB25-MBIA DRAINAGE DEBT SERVICE	AR-0055	State Pool	05/13/20	Open	Fair Value	0.0692	Manual	1.000000	2,503,069.84	2,503,069.84	0.00	-147.20	1.000000	2,503,217.04	Manual	2,503,217.04	0.00	147.20	147.20
MB26-FACILITIES BOND 2018	AR-0056	State Pool	05/13/20	Open	Fair Value	0.0691	Manual	1.000000	10,037,276.87	10,037,276.87	0.00	1,999,483.05	1.000000	8,037,793.82	Manual	8,037,793.82	0.00	516.95	516.95
MB27-MBIA TX HERITAGE PARKWAY	AR-0057	State Pool	05/13/20	Open	Fair Value	0.0692	Manual	1.000000	5,009,098.71	5,009,098.71	0.00	-294.59	1.000000	5,009,393.30	Manual	5,009,393.30	0.00	294.59	294.59
Cadence-Money Market Accts	AR-0058	Money Market	01/31/21	Open	Fair Value	0.0707	Manual	1.000000	110,162,310.45	110,162,310.45	0.00	-11,330,328.08	1.000000	121,492,638.53	Manual	121,492,638.53	0.00	6,637.45	6,637.45
MB28-MBIA GRAND PARKWAY 2021	AR-0059	State Pool	08/02/21	Open	Fair Value	0.0692	Manual	1.000000	32,004,796.95	32,004,796.95	0.00	-1,882.13	1.000000	32,006,679.08	Manual	32,006,679.08	0.00	1,882.13	1,882.13
MB29-MBIA SR LIEN TOLL RD 2021	AR-0060	State Pool	08/02/21	Open	Fair Value	0.0692	Manual	1.000000	71,011,160.34	71,011,160.34	0.00	-4,175.94	1.000000	71,015,336.28	Manual	71,015,336.28	0.00	4,175.94	4,175.94
MB30-MBIA FLOOD PRO DRAINAGE 20	AR-0061	State Pool	08/02/21	Open	Fair Value	0.0692	Manual	1.000000	14,001,801.07	14,001,801.07	0.00	-823.40	1.000000	14,002,624.47	Manual	14,002,624.47	0.00	823.40	823.40
Investment Total						0.0700		1.000000	549,809,193.72	549,809,193.72	0.00	-11,356,356.87	1.000000	561,165,550.59		561,165,550.59	0.00	32,666.24	32,666.24

Portfolio Position

Ft. Bend County

Effective Interest - Actual Life
Receipts in Period
12/01/21 - 12/31/21

CUSIP	Invest Number	Security Description	Purchase Date	Call Date	Par Value On 12/01/21	Par Value On 12/31/21	Market Val On 12/01/21	Market Val On 12/31/21	Purchase Cost	Sales Proceeds	Original Princ/Cost	Amor Value On 12/01/21	Amor Value On 12/31/21
130 - Assistance Dist #1													
State Pool													
MB13-MBIA ASSISTANCE DIST #1	AR-0042	State Pool	08/31/16	Open	<u>4,000,553.20</u>	<u>6,000,853.80</u>	<u>4,000,553.20</u>	<u>6,000,853.80</u>	<u>0.00</u>	<u>0.00</u>	<u>10,000,000.00</u>	<u>4,000,553.20</u>	<u>6,000,853.80</u>
State Pool Total					<u>4,000,553.20</u>	<u>6,000,853.80</u>	<u>4,000,553.20</u>	<u>6,000,853.80</u>	<u>0.00</u>	<u>0.00</u>	<u>10,000,000.00</u>	<u>4,000,553.20</u>	<u>6,000,853.80</u>
130 - Assistance Dist #1 Total					<u>4,000,553.20</u>	<u>6,000,853.80</u>	<u>4,000,553.20</u>	<u>6,000,853.80</u>	<u>0.00</u>	<u>0.00</u>	<u>10,000,000.00</u>	<u>4,000,553.20</u>	<u>6,000,853.80</u>
145 - ESD 100 Agreement													
State Pool													
MB12-MBIA ESD 100 AGREEMENT	AR-0041	State Pool	08/31/16	Open	<u>3,991,155.89</u>	<u>3,991,390.58</u>	<u>3,991,155.89</u>	<u>3,991,390.58</u>	<u>0.00</u>	<u>0.00</u>	<u>3,900,000.00</u>	<u>3,991,155.89</u>	<u>3,991,390.58</u>
State Pool Total					<u>3,991,155.89</u>	<u>3,991,390.58</u>	<u>3,991,155.89</u>	<u>3,991,390.58</u>	<u>0.00</u>	<u>0.00</u>	<u>3,900,000.00</u>	<u>3,991,155.89</u>	<u>3,991,390.58</u>
145 - ESD 100 Agreement Total					<u>3,991,155.89</u>	<u>3,991,390.58</u>	<u>3,991,155.89</u>	<u>3,991,390.58</u>	<u>0.00</u>	<u>0.00</u>	<u>3,900,000.00</u>	<u>3,991,155.89</u>	<u>3,991,390.58</u>
810 - FBC Toll Road Operations													
State Pool													
TT02-TX TERM Toll Rd. Operation	AR-0024	State Pool	11/01/08	Open	<u>0.00</u>	<u>0.00</u>	<u>0.00</u>	<u>0.00</u>	<u>0.00</u>	<u>0.00</u>	<u>0.00</u>	<u>0.00</u>	<u>0.00</u>
State Pool Total					<u>0.00</u>	<u>0.00</u>	<u>0.00</u>	<u>0.00</u>	<u>0.00</u>	<u>0.00</u>	<u>0.00</u>	<u>0.00</u>	<u>0.00</u>
810 - FBC Toll Road Operations Total					<u>0.00</u>	<u>0.00</u>	<u>0.00</u>	<u>0.00</u>	<u>0.00</u>	<u>0.00</u>	<u>0.00</u>	<u>0.00</u>	<u>0.00</u>
815 - Grand Parkway Operations													
State Pool													
MB14-MBIA GR PARKWAY OPERATIONS	AR-0043	State Pool	08/31/16	Open	<u>42,917,153.27</u>	<u>42,919,677.08</u>	<u>42,917,153.27</u>	<u>42,919,677.08</u>	<u>0.00</u>	<u>0.00</u>	<u>8,500,000.00</u>	<u>42,917,153.27</u>	<u>42,919,677.08</u>
State Pool Total					<u>42,917,153.27</u>	<u>42,919,677.08</u>	<u>42,917,153.27</u>	<u>42,919,677.08</u>	<u>0.00</u>	<u>0.00</u>	<u>8,500,000.00</u>	<u>42,917,153.27</u>	<u>42,919,677.08</u>
815 - Grand Parkway Operations Total					<u>42,917,153.27</u>	<u>42,919,677.08</u>	<u>42,917,153.27</u>	<u>42,919,677.08</u>	<u>0.00</u>	<u>0.00</u>	<u>8,500,000.00</u>	<u>42,917,153.27</u>	<u>42,919,677.08</u>
LO10 - LOGIC COUNTYS CARES ACT													
State Pool													
LO10-LOGIC-COUNTY'S CARE ACT	AR-0047	State Pool	05/12/20	Open	<u>15,002,381.63</u>	<u>15,003,320.25</u>	<u>15,002,381.63</u>	<u>15,003,320.25</u>	<u>0.00</u>	<u>0.00</u>	<u>67,000,000.00</u>	<u>15,002,381.63</u>	<u>15,003,320.25</u>
State Pool Total					<u>15,002,381.63</u>	<u>15,003,320.25</u>	<u>15,002,381.63</u>	<u>15,003,320.25</u>	<u>0.00</u>	<u>0.00</u>	<u>67,000,000.00</u>	<u>15,002,381.63</u>	<u>15,003,320.25</u>
LO10 - LOGIC COUNTYS CARES ACT Total					<u>15,002,381.63</u>	<u>15,003,320.25</u>	<u>15,002,381.63</u>	<u>15,003,320.25</u>	<u>0.00</u>	<u>0.00</u>	<u>67,000,000.00</u>	<u>15,002,381.63</u>	<u>15,003,320.25</u>
LOG5 - LOGIC DRAINAGE													
State Pool													
LOG5-Logic-Drainage	AR-0032	State Pool	11/10/08	Open	<u>522,402.16</u>	<u>522,434.84</u>	<u>522,402.16</u>	<u>522,434.84</u>	<u>0.00</u>	<u>0.00</u>	<u>500,000.00</u>	<u>522,402.16</u>	<u>522,434.84</u>
State Pool Total					<u>522,402.16</u>	<u>522,434.84</u>	<u>522,402.16</u>	<u>522,434.84</u>	<u>0.00</u>	<u>0.00</u>	<u>500,000.00</u>	<u>522,402.16</u>	<u>522,434.84</u>
LOG5 - LOGIC DRAINAGE Total					<u>522,402.16</u>	<u>522,434.84</u>	<u>522,402.16</u>	<u>522,434.84</u>	<u>0.00</u>	<u>0.00</u>	<u>500,000.00</u>	<u>522,402.16</u>	<u>522,434.84</u>
LOG1 - LOGIC GENERAL													
State Pool													
LOG1-Logic-General	AR-0028	State Pool	11/10/08	Open	<u>743,140.35</u>	<u>743,186.83</u>	<u>743,140.35</u>	<u>743,186.83</u>	<u>0.00</u>	<u>0.00</u>	<u>10,000,000.00</u>	<u>743,140.35</u>	<u>743,186.83</u>
State Pool Total					<u>743,140.35</u>	<u>743,186.83</u>	<u>743,140.35</u>	<u>743,186.83</u>	<u>0.00</u>	<u>0.00</u>	<u>10,000,000.00</u>	<u>743,140.35</u>	<u>743,186.83</u>
LOG1 - LOGIC GENERAL Total					<u>743,140.35</u>	<u>743,186.83</u>	<u>743,140.35</u>	<u>743,186.83</u>	<u>0.00</u>	<u>0.00</u>	<u>10,000,000.00</u>	<u>743,140.35</u>	<u>743,186.83</u>
LOG8 - LOGIC ROAD & BRIDGE													
State Pool													
LOG8-Logic-Road & Bridge	AR-0035	State Pool	11/10/08	Open	<u>2,523,990.16</u>	<u>2,524,148.07</u>	<u>2,523,990.16</u>	<u>2,524,148.07</u>	<u>0.00</u>	<u>0.00</u>	<u>1,000,000.00</u>	<u>2,523,990.16</u>	<u>2,524,148.07</u>
State Pool Total					<u>2,523,990.16</u>	<u>2,524,148.07</u>	<u>2,523,990.16</u>	<u>2,524,148.07</u>	<u>0.00</u>	<u>0.00</u>	<u>1,000,000.00</u>	<u>2,523,990.16</u>	<u>2,524,148.07</u>
LOG8 - LOGIC ROAD & BRIDGE Total					<u>2,523,990.16</u>	<u>2,524,148.07</u>	<u>2,523,990.16</u>	<u>2,524,148.07</u>	<u>0.00</u>	<u>0.00</u>	<u>1,000,000.00</u>	<u>2,523,990.16</u>	<u>2,524,148.07</u>
LOG2 - LOGIC TOLL OPERATIONS													
State Pool													
LOG2-Logic-Toll Rd.Operations	AR-0029	State Pool	11/10/08	Open	<u>35,130,668.70</u>	<u>35,132,866.64</u>	<u>35,130,668.70</u>	<u>35,132,866.64</u>	<u>0.00</u>	<u>0.00</u>	<u>2,000,000.00</u>	<u>35,130,668.70</u>	<u>35,132,866.64</u>
State Pool Total					<u>35,130,668.70</u>	<u>35,132,866.64</u>	<u>35,130,668.70</u>	<u>35,132,866.64</u>	<u>0.00</u>	<u>0.00</u>	<u>2,000,000.00</u>	<u>35,130,668.70</u>	<u>35,132,866.64</u>
LOG2 - LOGIC TOLL OPERATIONS Total					<u>35,130,668.70</u>	<u>35,132,866.64</u>	<u>35,130,668.70</u>	<u>35,132,866.64</u>	<u>0.00</u>	<u>0.00</u>	<u>2,000,000.00</u>	<u>35,130,668.70</u>	<u>35,132,866.64</u>
MB21 - MBIA ASSIST DIST #6													
State Pool													
MB21-MBIA FBC ASSIST. DIST. #6	AR-0051	State Pool	05/13/20	Open	<u>2,005,554.70</u>	<u>2,005,672.64</u>	<u>2,005,554.70</u>	<u>2,005,672.64</u>	<u>0.00</u>	<u>0.00</u>	<u>2,000,000.00</u>	<u>2,005,554.70</u>	<u>2,005,672.64</u>
State Pool Total					<u>2,005,554.70</u>	<u>2,005,672.64</u>	<u>2,005,554.70</u>	<u>2,005,672.64</u>	<u>0.00</u>	<u>0.00</u>	<u>2,000,000.00</u>	<u>2,005,554.70</u>	<u>2,005,672.64</u>

Portfolio Position
Ft. Bend County
Effective Interest - Actual Life
Receipts in Period
12/01/21 - 12/31/21

CUSIP	Invest Number	Security Description	Purchase Date	Call Date	Par Value On 12/01/21	Par Value On 12/31/21	Market Val On 12/01/21	Market Val On 12/31/21	Purchase Cost	Sales Proceeds	Original Princ/Cost	Amor Value On 12/01/21	Amor Value On 12/31/21
MB21 - MBIA ASSIST DIST #6 Total					<u>2,005,554.70</u>	<u>2,005,672.64</u>	<u>2,005,554.70</u>	<u>2,005,672.64</u>	<u>0.00</u>	<u>0.00</u>	<u>2,000,000.00</u>	<u>2,005,554.70</u>	<u>2,005,672.64</u>
MB18 - MBIA COUNTYS CARES ACT State Pool													
MB18-MBIA COUNTY'S CARES ACT	AR-0048	State Pool	05/12/20	Open	60,014,162.19	55,017,508.19	60,014,162.19	55,017,508.19	0.00	0.00	67,000,000.00	60,014,162.19	55,017,508.19
State Pool Total					<u>60,014,162.19</u>	<u>55,017,508.19</u>	<u>60,014,162.19</u>	<u>55,017,508.19</u>	<u>0.00</u>	<u>0.00</u>	<u>67,000,000.00</u>	<u>60,014,162.19</u>	<u>55,017,508.19</u>
MB18 - MBIA COUNTYS CARES ACT Total					<u>60,014,162.19</u>	<u>55,017,508.19</u>	<u>60,014,162.19</u>	<u>55,017,508.19</u>	<u>0.00</u>	<u>0.00</u>	<u>67,000,000.00</u>	<u>60,014,162.19</u>	<u>55,017,508.19</u>
MB24 - MBIA DEBT SERVICE State Pool													
MB24-MBIA DEBT SERVICE	AR-0054	State Pool	05/13/20	Open	7,511,062.89	7,511,504.58	7,511,062.89	7,511,504.58	0.00	0.00	21,000,000.00	7,511,062.89	7,511,504.58
State Pool Total					<u>7,511,062.89</u>	<u>7,511,504.58</u>	<u>7,511,062.89</u>	<u>7,511,504.58</u>	<u>0.00</u>	<u>0.00</u>	<u>21,000,000.00</u>	<u>7,511,062.89</u>	<u>7,511,504.58</u>
MB24 - MBIA DEBT SERVICE Total					<u>7,511,062.89</u>	<u>7,511,504.58</u>	<u>7,511,062.89</u>	<u>7,511,504.58</u>	<u>0.00</u>	<u>0.00</u>	<u>21,000,000.00</u>	<u>7,511,062.89</u>	<u>7,511,504.58</u>
MB04 - MBIA DRAINAGE State Pool													
MB04-MBIA Drainage	AR-0017	State Pool	11/01/08	Open	9,293,637.39	9,294,183.92	9,293,637.39	9,294,183.92	0.00	0.00	1,267,218.21	9,293,637.39	9,294,183.92
State Pool Total					<u>9,293,637.39</u>	<u>9,294,183.92</u>	<u>9,293,637.39</u>	<u>9,294,183.92</u>	<u>0.00</u>	<u>0.00</u>	<u>1,267,218.21</u>	<u>9,293,637.39</u>	<u>9,294,183.92</u>
MB04 - MBIA DRAINAGE Total					<u>9,293,637.39</u>	<u>9,294,183.92</u>	<u>9,293,637.39</u>	<u>9,294,183.92</u>	<u>0.00</u>	<u>0.00</u>	<u>1,267,218.21</u>	<u>9,293,637.39</u>	<u>9,294,183.92</u>
MB25 - MBIA DRAINAGE DEBT SERVICE State Pool													
MB25-MBIA DRAINAGE DEBT SERVICE	AR-0055	State Pool	05/13/20	Open	2,503,069.84	2,503,217.04	2,503,069.84	2,503,217.04	0.00	0.00	1,000,000.00	2,503,069.84	2,503,217.04
State Pool Total					<u>2,503,069.84</u>	<u>2,503,217.04</u>	<u>2,503,069.84</u>	<u>2,503,217.04</u>	<u>0.00</u>	<u>0.00</u>	<u>1,000,000.00</u>	<u>2,503,069.84</u>	<u>2,503,217.04</u>
MB25 - MBIA DRAINAGE DEBT SERVICE Total					<u>2,503,069.84</u>	<u>2,503,217.04</u>	<u>2,503,069.84</u>	<u>2,503,217.04</u>	<u>0.00</u>	<u>0.00</u>	<u>1,000,000.00</u>	<u>2,503,069.84</u>	<u>2,503,217.04</u>
MB26 - MBIA FACILITIES BOND 2018 State Pool													
MB26-FACILITIES BOND 2018	AR-0056	State Pool	05/13/20	Open	10,037,276.87	8,037,793.82	10,037,276.87	8,037,793.82	0.00	0.00	14,000,000.00	10,037,276.87	8,037,793.82
State Pool Total					<u>10,037,276.87</u>	<u>8,037,793.82</u>	<u>10,037,276.87</u>	<u>8,037,793.82</u>	<u>0.00</u>	<u>0.00</u>	<u>14,000,000.00</u>	<u>10,037,276.87</u>	<u>8,037,793.82</u>
MB26 - MBIA FACILITIES BOND 2018 Total					<u>10,037,276.87</u>	<u>8,037,793.82</u>	<u>10,037,276.87</u>	<u>8,037,793.82</u>	<u>0.00</u>	<u>0.00</u>	<u>14,000,000.00</u>	<u>10,037,276.87</u>	<u>8,037,793.82</u>
MB19 - MBIA FBC ASSIST DIST #2 State Pool													
MB19-MBIA FBC ASSIST. DIST. #2	AR-0049	State Pool	05/13/20	Open	4,507,261.40	4,507,526.49	4,507,261.40	4,507,526.49	0.00	0.00	2,500,000.00	4,507,261.40	4,507,526.49
State Pool Total					<u>4,507,261.40</u>	<u>4,507,526.49</u>	<u>4,507,261.40</u>	<u>4,507,526.49</u>	<u>0.00</u>	<u>0.00</u>	<u>2,500,000.00</u>	<u>4,507,261.40</u>	<u>4,507,526.49</u>
MB19 - MBIA FBC ASSIST DIST #2 Total					<u>4,507,261.40</u>	<u>4,507,526.49</u>	<u>4,507,261.40</u>	<u>4,507,526.49</u>	<u>0.00</u>	<u>0.00</u>	<u>2,500,000.00</u>	<u>4,507,261.40</u>	<u>4,507,526.49</u>
MB20 - MBIA FBC ASSIST DIST #4 State Pool													
MB20-MBIA FBC ASSIST. DIST. #4	AR-0050	State Pool	05/13/20	Open	1,253,471.74	1,253,545.45	1,253,471.74	1,253,545.45	0.00	0.00	1,250,000.00	1,253,471.74	1,253,545.45
State Pool Total					<u>1,253,471.74</u>	<u>1,253,545.45</u>	<u>1,253,471.74</u>	<u>1,253,545.45</u>	<u>0.00</u>	<u>0.00</u>	<u>1,250,000.00</u>	<u>1,253,471.74</u>	<u>1,253,545.45</u>
MB20 - MBIA FBC ASSIST DIST #4 Total					<u>1,253,471.74</u>	<u>1,253,545.45</u>	<u>1,253,471.74</u>	<u>1,253,545.45</u>	<u>0.00</u>	<u>0.00</u>	<u>1,250,000.00</u>	<u>1,253,471.74</u>	<u>1,253,545.45</u>
MB30 - MBIA Flood Proj Drainage 20 State Pool													
MB30-MBIA FLOOD PRO DRAINAGE 20	AR-0061	State Pool	08/02/21	Open	14,001,801.07	14,002,624.47	14,001,801.07	14,002,624.47	0.00	0.00	10,000,000.00	14,001,801.07	14,002,624.47
State Pool Total					<u>14,001,801.07</u>	<u>14,002,624.47</u>	<u>14,001,801.07</u>	<u>14,002,624.47</u>	<u>0.00</u>	<u>0.00</u>	<u>10,000,000.00</u>	<u>14,001,801.07</u>	<u>14,002,624.47</u>
MB30 - MBIA Flood Proj Drainage 20 Total					<u>14,001,801.07</u>	<u>14,002,624.47</u>	<u>14,001,801.07</u>	<u>14,002,624.47</u>	<u>0.00</u>	<u>0.00</u>	<u>10,000,000.00</u>	<u>14,001,801.07</u>	<u>14,002,624.47</u>
MB02 - MBIA GENERAL State Pool													
MB02-MBIA General	AR-0015	State Pool	11/01/08	Open	24,057,647.54	24,059,062.30	24,057,647.54	24,059,062.30	0.00	0.00	17,374,917.83	24,057,647.54	24,059,062.30
State Pool Total					<u>24,057,647.54</u>	<u>24,059,062.30</u>	<u>24,057,647.54</u>	<u>24,059,062.30</u>	<u>0.00</u>	<u>0.00</u>	<u>17,374,917.83</u>	<u>24,057,647.54</u>	<u>24,059,062.30</u>
MB02 - MBIA GENERAL Total					<u>24,057,647.54</u>	<u>24,059,062.30</u>	<u>24,057,647.54</u>	<u>24,059,062.30</u>	<u>0.00</u>	<u>0.00</u>	<u>17,374,917.83</u>	<u>24,057,647.54</u>	<u>24,059,062.30</u>
MB23 - MBIA JUVENILE State Pool													
MB23-MBIA JUVENILE	AR-0053	State Pool	05/13/20	Open	15,000,585.70	15,001,467.81	15,000,585.70	15,001,467.81	0.00	0.00	8,000,000.00	15,000,585.70	15,001,467.81

Portfolio Position

Ft. Bend County

Effective Interest - Actual Life
Receipts in Period
12/01/21 - 12/31/21

CUSIP	Invest Number	Security Description	Purchase Date	Call Date	Par Value On 12/01/21	Par Value On 12/31/21	Market Val On 12/01/21	Market Val On 12/31/21	Purchase Cost	Sales Proceeds	Original Princ/Cost	Amor Value On 12/01/21	Amor Value On 12/31/21
TT02-TX TERM Toll Rd. Operation	AR-0024	State Pool	11/01/08	Open	1,070.67	1,070.69	1,070.67	1,070.69	0.00	0.00	0.00	1,070.67	1,070.69
State Pool Total					1,070.67	1,070.69	1,070.67	1,070.69	0.00	0.00	0.00	1,070.67	1,070.69
TT02 - TEXAS TERM TOLL OPERATIONS Total					1,070.67	1,070.69	1,070.67	1,070.69	0.00	0.00	0.00	1,070.67	1,070.69
09 - Temporary Holding													
Money Market													
Cadence-Money Market Accts	AR-0058	Money Market	01/31/21	Open	110,162,310.45	121,492,638.53	110,162,310.45	121,492,638.53	0.00	0.00	210,194,488.52	110,162,310.45	121,492,638.53
Money Market Total					110,162,310.45	121,492,638.53	110,162,310.45	121,492,638.53	0.00	0.00	210,194,488.52	110,162,310.45	121,492,638.53
09 - Temporary Holding Total					110,162,310.45	121,492,638.53	110,162,310.45	121,492,638.53	0.00	0.00	210,194,488.52	110,162,310.45	121,492,638.53
Combined Port													
Money Market													
Cadence-Money Market Accts	AR-0058	Money Market	01/31/21	Open	110,162,310.45	121,492,638.53	110,162,310.45	121,492,638.53	0.00	0.00	210,194,488.52	110,162,310.45	121,492,638.53
Money Market Total					110,162,310.45	121,492,638.53	110,162,310.45	121,492,638.53	0.00	0.00	210,194,488.52	110,162,310.45	121,492,638.53
State Pool													
LO10-LOGIC-COUNTY'S CARE ACT	AR-0047	State Pool	05/12/20	Open	15,002,381.63	15,003,320.25	15,002,381.63	15,003,320.25	0.00	0.00	67,000,000.00	15,002,381.63	15,003,320.25
LOG1-Logic- General	AR-0028	State Pool	11/10/08	Open	743,140.35	743,186.83	743,140.35	743,186.83	0.00	0.00	10,000,000.00	743,140.35	743,186.83
LOG2-Logic-Toll Rd.Operations	AR-0029	State Pool	11/10/08	Open	35,130,668.70	35,132,866.64	35,130,668.70	35,132,866.64	0.00	0.00	2,000,000.00	35,130,668.70	35,132,866.64
LOG5-Logic-Drainage	AR-0032	State Pool	11/10/08	Open	522,402.16	522,434.84	522,402.16	522,434.84	0.00	0.00	500,000.00	522,402.16	522,434.84
LOG8-Logic-Road & Bridge	AR-0035	State Pool	11/10/08	Open	2,523,990.16	2,524,148.07	2,523,990.16	2,524,148.07	0.00	0.00	1,000,000.00	2,523,990.16	2,524,148.07
MB02-MBIA General	AR-0015	State Pool	11/01/08	Open	24,057,647.54	24,059,062.30	24,057,647.54	24,059,062.30	0.00	0.00	17,374,917.83	24,057,647.54	24,059,062.30
MB03-MBIA Road & Bridge	AR-0016	State Pool	11/01/08	Open	1,577,759.17	1,577,851.95	1,577,759.17	1,577,851.95	0.00	0.00	2,856,438.24	1,577,759.17	1,577,851.95
MB04-MBIA Drainage	AR-0017	State Pool	11/01/08	Open	9,293,637.39	9,294,183.92	9,293,637.39	9,294,183.92	0.00	0.00	1,267,218.21	9,293,637.39	9,294,183.92
MB06-MBIA Toll Rd. Operations	AR-0019	State Pool	11/01/08	Open	69,002,807.17	74,007,028.31	69,002,807.17	74,007,028.31	0.00	0.00	3,143,377.27	69,002,807.17	74,007,028.31
MB12-MBIA ESD 100 AGREEMENT	AR-0041	State Pool	08/31/16	Open	3,991,155.89	3,991,390.58	3,991,155.89	3,991,390.58	0.00	0.00	3,900,000.00	3,991,155.89	3,991,390.58
MB13-MBIA ASSISTANCE DIST #1	AR-0042	State Pool	08/31/16	Open	4,000,553.20	6,000,853.80	4,000,553.20	6,000,853.80	0.00	0.00	10,000,000.00	4,000,553.20	6,000,853.80
MB14-MBIA GR PARKWAY OPERATIONS	AR-0043	State Pool	08/31/16	Open	42,917,153.27	42,919,677.08	42,917,153.27	42,919,677.08	0.00	0.00	8,500,000.00	42,917,153.27	42,919,677.08
MB17 - SR LIEN BOND 2016	AR-0046	State Pool	12/09/16	Open	6,020,718.41	6,021,072.45	6,020,718.41	6,021,072.45	0.00	0.00	35,000,000.00	6,020,718.41	6,021,072.45
MB18-MBIA COUNTY'S CARES ACT	AR-0048	State Pool	05/12/20	Open	60,014,162.19	55,017,508.19	60,014,162.19	55,017,508.19	0.00	0.00	67,000,000.00	60,014,162.19	55,017,508.19
MB19-MBIA FBC ASSIST. DIST. #2	AR-0049	State Pool	05/13/20	Open	4,507,261.40	4,507,526.49	4,507,261.40	4,507,526.49	0.00	0.00	2,500,000.00	4,507,261.40	4,507,526.49
MB20- MBIA FBC ASSIST. DIST. #4	AR-0050	State Pool	05/13/20	Open	1,253,471.74	1,253,545.45	1,253,471.74	1,253,545.45	0.00	0.00	1,250,000.00	1,253,471.74	1,253,545.45
MB21-MBIA FBC ASSIST. DIST. #6	AR-0051	State Pool	05/13/20	Open	2,005,554.70	2,005,672.64	2,005,554.70	2,005,672.64	0.00	0.00	2,000,000.00	2,005,554.70	2,005,672.64
MB23-MBIA JUVENILE	AR-0053	State Pool	05/13/20	Open	15,000,585.70	15,001,467.81	15,000,585.70	15,001,467.81	0.00	0.00	8,000,000.00	15,000,585.70	15,001,467.81
MB24-MBIA DEBT SERVICE	AR-0054	State Pool	05/13/20	Open	7,511,062.89	7,511,504.58	7,511,062.89	7,511,504.58	0.00	0.00	21,000,000.00	7,511,062.89	7,511,504.58
MB25-MBIA DRAINAGE DEBT SERVICE	AR-0055	State Pool	05/13/20	Open	2,503,069.84	2,503,217.04	2,503,069.84	2,503,217.04	0.00	0.00	1,000,000.00	2,503,069.84	2,503,217.04
MB26-FACILITIES BOND 2018	AR-0056	State Pool	05/13/20	Open	10,037,276.87	8,037,793.82	10,037,276.87	8,037,793.82	0.00	0.00	14,000,000.00	10,037,276.87	8,037,793.82
MB27-MBIA TX HERITAGE PARKWAY	AR-0057	State Pool	05/13/20	Open	5,009,098.71	5,009,393.30	5,009,098.71	5,009,393.30	0.00	0.00	17,000,000.00	5,009,098.71	5,009,393.30
MB28-MBIA GRAND PARKWAY 2021	AR-0059	State Pool	08/02/21	Open	32,004,796.95	32,006,679.08	32,004,796.95	32,006,679.08	0.00	0.00	25,000,000.00	32,004,796.95	32,006,679.08
MB29-MBIA SR LIEN TOLL RD 2021	AR-0060	State Pool	08/02/21	Open	71,011,160.34	71,015,336.28	71,011,160.34	71,015,336.28	0.00	0.00	68,000,000.00	71,011,160.34	71,015,336.28
MB30-MBIA FLOOD PRO DRAINAGE 20	AR-0061	State Pool	08/02/21	Open	14,001,801.07	14,002,624.47	14,001,801.07	14,002,624.47	0.00	0.00	10,000,000.00	14,001,801.07	14,002,624.47
TT00-TX TERM General	AR-0022	State Pool	11/01/08	Open	1,071.89	1,071.91	1,071.89	1,071.91	0.00	0.00	10,006,437.87	1,071.89	1,071.91
TT02-TX TERM Toll Rd. Operation	AR-0024	State Pool	11/01/08	Open	1,070.67	1,070.69	1,070.67	1,070.69	0.00	0.00	0.00	1,070.67	1,070.69
TT04-TX TERM Road & Bridge	AR-0026	State Pool	11/01/08	Open	1,068.72	1,068.74	1,068.72	1,068.74	0.00	0.00	10,463.28	1,068.72	1,068.74
TT05-TX TERM Drainage	AR-0027	State Pool	11/01/08	Open	354.55	354.55	354.55	354.55	0.00	0.00	109,774.61	354.55	354.55
State Pool Total					439,646,883.27	439,672,912.06	439,646,883.27	439,672,912.06	0.00	0.00	409,418,627.31	439,646,883.27	439,672,912.06
Combined Port Total					549,809,193.72	561,165,550.59	549,809,193.72	561,165,550.59	0.00	0.00	619,613,115.83	549,809,193.72	561,165,550.59

Earnings and Yields Summary

Ft. Bend County

Effective Interest - Actual Life

Receipts in Period

12/01/21 - 12/31/21

Security Description	12/01/21 12/07/21	12/08/21 12/14/21	12/15/21 12/21/21	12/22/21 12/28/21	12/29/21 12/31/21	12/01/21 12/31/21
Combined Port						
Money Market	1,493.82	1,493.82	1,493.83	1,493.83	662.15	6,637.45
State Pool	<u>5,821.25</u>	<u>5,794.96</u>	<u>5,821.38</u>	<u>5,821.38</u>	<u>2,769.82</u>	<u>26,028.79</u>
Port Total	<u>7,315.07</u>	<u>7,288.78</u>	<u>7,315.21</u>	<u>7,315.21</u>	<u>3,431.97</u>	<u>32,666.24</u>
Combined Port						
Money Market	0.0707	0.0707	0.0707	0.0707	0.0707	0.0707
State Pool	<u>0.0690</u>	<u>0.0690</u>	<u>0.0690</u>	<u>0.0690</u>	<u>0.0766</u>	<u>0.0698</u>
Port Total	<u>0.0694</u>	<u>0.0694</u>	<u>0.0694</u>	<u>0.0694</u>	<u>0.0754</u>	<u>0.0700</u>

Maturity Aging
Ft. Bend County
 Effective Interest - Actual Life
 Receipts in Period
 12/31/21

CUSIP	Invest Number	Security Description	Purchase Date	Days to Maturity	Yield Matur
Cash / Money Market					
Cadence-Money Market Accts	AR-0058	Money Market	01/31/21	0	0.0700
LO10-LOGIC-COUNTY'S CARE ACT	AR-0047	State Pool	05/12/20	0	0.0737
LOG1-Logic- General	AR-0028	State Pool	11/10/08	0	0.0737
LOG2-Logic-Toll Rd.Operations	AR-0029	State Pool	11/10/08	0	0.0737
LOG5-Logic-Drainage	AR-0032	State Pool	11/10/08	0	0.0737
LOG8-Logic-Road & Bridge	AR-0035	State Pool	11/10/08	0	0.0737
MB02-MBIA General	AR-0015	State Pool	11/01/08	0	0.0692
MB03-MBIA Road & Bridge	AR-0016	State Pool	11/01/08	0	0.0692
MB04-MBIA Drainage	AR-0017	State Pool	11/01/08	0	0.0692
MB06-MBIA Toll Rd. Operations	AR-0019	State Pool	11/01/08	0	0.0692
MB12-MBIA ESD 100 AGREEMENT	AR-0041	State Pool	08/31/16	0	0.0692
MB13-MBIA ASSISTANCE DIST #1	AR-0042	State Pool	08/31/16	0	0.0692
MB14-MBIA GR PARKWAY OPERATIONS	AR-0043	State Pool	08/31/16	0	0.0692
MB17 - SR LIEN BOND 2016	AR-0046	State Pool	12/09/16	0	0.0692
MB18-MBIA COUNTY'S CARES ACT	AR-0048	State Pool	05/12/20	0	0.0692
MB19-MBIA FBC ASSIST. DIST. #2	AR-0049	State Pool	05/13/20	0	0.0692
MB20- MBIA FBC ASSIST. DIST. #4	AR-0050	State Pool	05/13/20	0	0.0692
MB21-MBIA FBC ASSIST. DIST. #6	AR-0051	State Pool	05/13/20	0	0.0692
MB23-MBIA JUVENILE	AR-0053	State Pool	05/13/20	0	0.0692
MB24-MBIA DEBT SERVICE	AR-0054	State Pool	05/13/20	0	0.0692
MB25-MBIA DRAINAGE DEBT SERVICE	AR-0055	State Pool	05/13/20	0	0.0692
MB26-FACILITIES BOND 2018	AR-0056	State Pool	05/13/20	0	0.0692
MB27-MBIA TX HERITAGE PARKWAY	AR-0057	State Pool	05/13/20	0	0.0692
MB28-MBIA GRAND PARKWAY 2021	AR-0059	State Pool	08/02/21	0	0.0539
MB29-MBIA SR LIEN TOLL RD 2021	AR-0060	State Pool	08/02/21	0	0.0692
MB30-MBIA FLOOD PRO DRAINAGE 20	AR-0061	State Pool	08/02/21	0	0.0539
TT00-TX TERM General	AR-0022	State Pool	11/01/08	0	0.0200
TT02-TX TERM Toll Rd. Operation	AR-0024	State Pool	11/01/08	0	0.0200
TT04-TX TERM Road & Bridge	AR-0026	State Pool	11/01/08	0	0.0200
TT05-TX TERM Drainage	AR-0027	State Pool	11/01/08	0	0.0200
Cash / Money Market Total				0	0.0686
Investment Total				0	0.0686

Activity Statement

Ft. Bend County

Effective Interest - Actual Life
Receipts in Period
12/01/21 - 12/31/21

Purchase Date	Sale Date	CUSIP	Invest Number	Security Description	Amor Value On 12/01/21	Changes In Principal	Purchase Cost	Sales Proceeds	Purchased Interest	Int/Div Rec In the Perd	Amor Value On 12/31/21
Money Market											
01/31/21	Open	Cadence-Money Market Accts	AR-0058	Money Market	110,162,310.45	11,330,328.08	0.00	0.00	0.00	6,637.45	121,492,638.53
Money Market Total					110,162,310.45	11,330,328.08	0.00	0.00	0.00	6,637.45	121,492,638.53
State Pool											
11/01/08	Open	MB02-MBIA General	AR-0015	State Pool	24,057,647.54	1,414.76	0.00	0.00	0.00	1,414.76	24,059,062.30
11/01/08	Open	MB03-MBIA Road & Bridge	AR-0016	State Pool	1,577,759.17	92.78	0.00	0.00	0.00	92.78	1,577,851.95
11/01/08	Open	MB04-MBIA Drainage	AR-0017	State Pool	9,293,637.39	546.53	0.00	0.00	0.00	546.53	9,294,183.92
11/01/08	Open	MB06-MBIA Toll Rd. Operations	AR-0019	State Pool	69,002,807.17	5,004,221.14	0.00	0.00	0.00	4,221.14	74,007,028.31
11/01/08	Open	TT00-TX TERM General	AR-0022	State Pool	1,071.89	0.02	0.00	0.00	0.00	0.02	1,071.91
11/01/08	Open	TT02-TX TERM Toll Rd. Operation	AR-0024	State Pool	1,070.67	0.02	0.00	0.00	0.00	0.02	1,070.69
11/01/08	Open	TT04-TX TERM Road & Bridge	AR-0026	State Pool	1,068.72	0.02	0.00	0.00	0.00	0.02	1,068.74
11/01/08	Open	TT05-TX TERM Drainage	AR-0027	State Pool	354.55	0.00	0.00	0.00	0.00	0.00	354.55
11/10/08	Open	LOG1-Logic- General	AR-0028	State Pool	743,140.35	46.48	0.00	0.00	0.00	46.48	743,186.83
11/10/08	Open	LOG2-Logic-Toll Rd.Operations	AR-0029	State Pool	35,130,668.70	2,197.94	0.00	0.00	0.00	2,197.94	35,132,866.64
11/10/08	Open	LOG5-Logic-Drainage	AR-0032	State Pool	522,402.16	32.68	0.00	0.00	0.00	32.68	522,434.84
11/10/08	Open	LOG8-Logic-Road & Bridge	AR-0035	State Pool	2,523,990.16	157.91	0.00	0.00	0.00	157.91	2,524,148.07
08/31/16	Open	MB12-MBIA ESD 100 AGREEMENT	AR-0041	State Pool	3,991,155.89	234.69	0.00	0.00	0.00	234.69	3,991,390.58
08/31/16	Open	MB13-MBIA ASSISTANCE DIST #1	AR-0042	State Pool	4,000,553.20	2,000,300.60	0.00	0.00	0.00	300.60	6,000,853.80
08/31/16	Open	MB14-MBIA GR PARKWAY OPERATIONS	AR-0043	State Pool	42,917,153.27	2,523.81	0.00	0.00	0.00	2,523.81	42,919,677.08
12/09/16	Open	MB17 - SR LIEN BOND 2016	AR-0046	State Pool	6,020,718.41	354.04	0.00	0.00	0.00	354.04	6,021,072.45
05/12/20	Open	LO10-LOGIC-COUNTY'S CARE ACT	AR-0047	State Pool	15,002,381.63	938.62	0.00	0.00	0.00	938.62	15,003,320.25
05/12/20	Open	MB18-MBIA COUNTY'S CARES ACT	AR-0048	State Pool	60,014,162.19	-4,996,654.00	0.00	0.00	0.00	3,346.00	55,017,508.19
05/13/20	Open	MB19-MBIA FBC ASSIST. DIST. #2	AR-0049	State Pool	4,507,261.40	265.09	0.00	0.00	0.00	265.09	4,507,526.49
05/13/20	Open	MB20- MBIA FBC ASSIST. DIST. #4	AR-0050	State Pool	1,253,471.74	73.71	0.00	0.00	0.00	73.71	1,253,545.45
05/13/20	Open	MB21-MBIA FBC ASSIST. DIST. #6	AR-0051	State Pool	2,005,554.70	117.94	0.00	0.00	0.00	117.94	2,005,672.64
05/13/20	Open	MB23-MBIA JUVENILE	AR-0053	State Pool	15,000,585.70	882.11	0.00	0.00	0.00	882.11	15,001,467.81
05/13/20	Open	MB24-MBIA DEBT SERVICE	AR-0054	State Pool	7,511,062.89	441.69	0.00	0.00	0.00	441.69	7,511,504.58
05/13/20	Open	MB25-MBIA DRAINAGE DEBT SERVICE	AR-0055	State Pool	2,503,069.84	147.20	0.00	0.00	0.00	147.20	2,503,217.04
05/13/20	Open	MB26-FACILITIES BOND 2018	AR-0056	State Pool	10,037,276.87	-1,999,483.05	0.00	0.00	0.00	516.95	8,037,793.82
05/13/20	Open	MB27-MBIA TX HERITAGE PARKWAY	AR-0057	State Pool	5,009,098.71	294.59	0.00	0.00	0.00	294.59	5,009,393.30
08/02/21	Open	MB28-MBIA GRAND PARKWAY 2021	AR-0059	State Pool	32,004,796.95	1,882.13	0.00	0.00	0.00	1,882.13	32,006,679.08
08/02/21	Open	MB29-MBIA SR LIEN TOLL RD 2021	AR-0060	State Pool	71,011,160.34	4,175.94	0.00	0.00	0.00	4,175.94	71,015,336.28
08/02/21	Open	MB30-MBIA FLOOD PRO DRAINAGE 20	AR-0061	State Pool	14,001,801.07	823.40	0.00	0.00	0.00	823.40	14,002,624.47
State Pool Total					439,646,883.27	26,028.79	0.00	0.00	0.00	26,028.79	439,672,912.06
Investment Total					549,809,193.72	11,356,356.87	0.00	0.00	0.00	32,666.24	561,165,550.59

Interest Accrual
Ft. Bend County
Effective Interest - Actual Life
Receipts in Period
12/01/21 - 12/31/21

CUSIP	Invest Number	Security Description	Purchase Date	Sale Date	Yield Earned	Ending Par Val/Shares	Ending Amor Val/Cost	Purchased Interest	Int/Div Rec In the Perd	Int/Div Accrued In the Perd	PTD Purch Received	Int/Div Rec Purch/Date	Int/Div Accrued Purch/Date
09 - Temporary Holding													
 Money Market													
Cadence-Money Market Accts	AR-0058	Money Market	01/31/21	Open	<u>0.0707</u>	<u>121,492,638.53</u>	<u>121,492,638.53</u>	<u>0.00</u>	<u>6,637.45</u>	<u>0.00</u>	<u>0.00</u>	<u>287,661.32</u>	<u>0.00</u>
 Money Market Total					<u>0.0707</u>	<u>121,492,638.53</u>	<u>121,492,638.53</u>	<u>0.00</u>	<u>6,637.45</u>	<u>0.00</u>	<u>0.00</u>	<u>287,661.32</u>	<u>0.00</u>
09 - Temporary Holding Total					<u>0.0707</u>	<u>121,492,638.53</u>	<u>121,492,638.53</u>	<u>0.00</u>	<u>6,637.45</u>	<u>0.00</u>	<u>0.00</u>	<u>287,661.32</u>	<u>0.00</u>
130 - Assistance Dist #1													
 State Pool													
MB13-MBIA ASSISTANCE DIST #1	AR-0042	State Pool	08/31/16	Open	<u>0.0694</u>	<u>6,000,853.80</u>	<u>6,000,853.80</u>	<u>0.00</u>	<u>300.60</u>	<u>0.00</u>	<u>0.00</u>	<u>94,376.49</u>	<u>0.00</u>
 State Pool Total					<u>0.0694</u>	<u>6,000,853.80</u>	<u>6,000,853.80</u>	<u>0.00</u>	<u>300.60</u>	<u>0.00</u>	<u>0.00</u>	<u>94,376.49</u>	<u>0.00</u>
130 - Assistance Dist #1 Total					<u>0.0694</u>	<u>6,000,853.80</u>	<u>6,000,853.80</u>	<u>0.00</u>	<u>300.60</u>	<u>0.00</u>	<u>0.00</u>	<u>94,376.49</u>	<u>0.00</u>
145 - ESD 100 Agreement													
 State Pool													
MB12-MBIA ESD 100 AGREEMENT	AR-0041	State Pool	08/31/16	Open	<u>0.0692</u>	<u>3,991,390.58</u>	<u>3,991,390.58</u>	<u>0.00</u>	<u>234.69</u>	<u>0.00</u>	<u>0.00</u>	<u>89,831.82</u>	<u>0.00</u>
 State Pool Total					<u>0.0692</u>	<u>3,991,390.58</u>	<u>3,991,390.58</u>	<u>0.00</u>	<u>234.69</u>	<u>0.00</u>	<u>0.00</u>	<u>89,831.82</u>	<u>0.00</u>
145 - ESD 100 Agreement Total					<u>0.0692</u>	<u>3,991,390.58</u>	<u>3,991,390.58</u>	<u>0.00</u>	<u>234.69</u>	<u>0.00</u>	<u>0.00</u>	<u>89,831.82</u>	<u>0.00</u>
802 - Sr Lien 2016													
 State Pool													
MB17 - SR LIEN BOND 2016	AR-0046	State Pool	12/09/16	Open	<u>0.0692</u>	<u>6,021,072.45</u>	<u>6,021,072.45</u>	<u>0.00</u>	<u>354.04</u>	<u>0.00</u>	<u>0.00</u>	<u>171,813.49</u>	<u>0.00</u>
 State Pool Total					<u>0.0692</u>	<u>6,021,072.45</u>	<u>6,021,072.45</u>	<u>0.00</u>	<u>354.04</u>	<u>0.00</u>	<u>0.00</u>	<u>171,813.49</u>	<u>0.00</u>
802 - Sr Lien 2016 Total					<u>0.0692</u>	<u>6,021,072.45</u>	<u>6,021,072.45</u>	<u>0.00</u>	<u>354.04</u>	<u>0.00</u>	<u>0.00</u>	<u>171,813.49</u>	<u>0.00</u>
810 - FBC Toll Road Operations													
 State Pool													
TT02-TX TERM Toll Rd. Operation	AR-0024	State Pool	11/01/08	Open	<u>0.0000</u>	<u>0.00</u>	<u>0.00</u>	<u>0.00</u>	<u>0.00</u>	<u>0.00</u>	<u>0.00</u>	<u>0.00</u>	<u>0.00</u>
 State Pool Total					<u>0.0000</u>	<u>0.00</u>	<u>0.00</u>	<u>0.00</u>	<u>0.00</u>	<u>0.00</u>	<u>0.00</u>	<u>0.00</u>	<u>0.00</u>
810 - FBC Toll Road Operations Total					<u>0.0000</u>	<u>0.00</u>	<u>0.00</u>	<u>0.00</u>	<u>0.00</u>	<u>0.00</u>	<u>0.00</u>	<u>0.00</u>	<u>0.00</u>
815 - Grand Parkway Operations													
 State Pool													
MB14-MBIA GR PARKWAY OPERATIONS	AR-0043	State Pool	08/31/16	Open	<u>0.0692</u>	<u>42,919,677.08</u>	<u>42,919,677.08</u>	<u>0.00</u>	<u>2,523.81</u>	<u>0.00</u>	<u>0.00</u>	<u>419,671.60</u>	<u>0.00</u>
 State Pool Total					<u>0.0692</u>	<u>42,919,677.08</u>	<u>42,919,677.08</u>	<u>0.00</u>	<u>2,523.81</u>	<u>0.00</u>	<u>0.00</u>	<u>419,671.60</u>	<u>0.00</u>
815 - Grand Parkway Operations Total					<u>0.0692</u>	<u>42,919,677.08</u>	<u>42,919,677.08</u>	<u>0.00</u>	<u>2,523.81</u>	<u>0.00</u>	<u>0.00</u>	<u>419,671.60</u>	<u>0.00</u>
LO10 - LOGIC COUNTYS CARES ACT													
 State Pool													
LO10-LOGIC-COUNTY'S CARE ACT	AR-0047	State Pool	05/12/20	Open	<u>0.0737</u>	<u>15,003,320.25</u>	<u>15,003,320.25</u>	<u>0.00</u>	<u>938.62</u>	<u>0.00</u>	<u>0.00</u>	<u>149,320.25</u>	<u>0.00</u>
 State Pool Total					<u>0.0737</u>	<u>15,003,320.25</u>	<u>15,003,320.25</u>	<u>0.00</u>	<u>938.62</u>	<u>0.00</u>	<u>0.00</u>	<u>149,320.25</u>	<u>0.00</u>
LO10 - LOGIC COUNTYS CARES ACT Total					<u>0.0737</u>	<u>15,003,320.25</u>	<u>15,003,320.25</u>	<u>0.00</u>	<u>938.62</u>	<u>0.00</u>	<u>0.00</u>	<u>149,320.25</u>	<u>0.00</u>
LOG1 - LOGIC GENERAL													
 State Pool													
LOG1-Logic- General	AR-0028	State Pool	11/10/08	Open	<u>0.0736</u>	<u>743,186.83</u>	<u>743,186.83</u>	<u>0.00</u>	<u>46.48</u>	<u>0.00</u>	<u>0.00</u>	<u>813,619.81</u>	<u>0.00</u>
 State Pool Total					<u>0.0736</u>	<u>743,186.83</u>	<u>743,186.83</u>	<u>0.00</u>	<u>46.48</u>	<u>0.00</u>	<u>0.00</u>	<u>813,619.81</u>	<u>0.00</u>
LOG1 - LOGIC GENERAL Total					<u>0.0736</u>	<u>743,186.83</u>	<u>743,186.83</u>	<u>0.00</u>	<u>46.48</u>	<u>0.00</u>	<u>0.00</u>	<u>813,619.81</u>	<u>0.00</u>
LOG2 - LOGIC TOLL OPERATIONS													
 State Pool													
LOG2-Logic-Toll Rd.Operations	AR-0029	State Pool	11/10/08	Open	<u>0.0737</u>	<u>35,132,866.64</u>	<u>35,132,866.64</u>	<u>0.00</u>	<u>2,197.94</u>	<u>0.00</u>	<u>0.00</u>	<u>194,197.72</u>	<u>0.00</u>
 State Pool Total					<u>0.0737</u>	<u>35,132,866.64</u>	<u>35,132,866.64</u>	<u>0.00</u>	<u>2,197.94</u>	<u>0.00</u>	<u>0.00</u>	<u>194,197.72</u>	<u>0.00</u>
LOG2 - LOGIC TOLL OPERATIONS Total					<u>0.0737</u>	<u>35,132,866.64</u>	<u>35,132,866.64</u>	<u>0.00</u>	<u>2,197.94</u>	<u>0.00</u>	<u>0.00</u>	<u>194,197.72</u>	<u>0.00</u>
LOG5 - LOGIC DRAINAGE													

Interest Accrual
Ft. Bend County
Effective Interest - Actual Life
Receipts in Period
12/01/21 - 12/31/21

12

CUSIP	Invest Number	Security Description	Purchase Date	Sale Date	Yield Earned	Ending Par Val/Shares	Ending Amor Val/Cost	Purchased Interest	Int/Div Rec In the Perd	Int/Div Accrued In the Perd	PTD Purch Received	Int/Div Rec Purch/Date	Int/Div Accrued Purch/Date
State Pool													
LOG5-Logic-Drainage	AR-0032	State Pool	11/10/08	Open	<u>0.0737</u>	<u>522,434.84</u>	<u>522,434.84</u>	<u>0.00</u>	<u>32.68</u>	<u>0.00</u>	<u>0.00</u>	<u>24,678.61</u>	<u>0.00</u>
State Pool Total					<u>0.0737</u>	<u>522,434.84</u>	<u>522,434.84</u>	<u>0.00</u>	<u>32.68</u>	<u>0.00</u>	<u>0.00</u>	<u>24,678.61</u>	<u>0.00</u>
LOG5 - LOGIC DRAINAGE Total					<u>0.0737</u>	<u>522,434.84</u>	<u>522,434.84</u>	<u>0.00</u>	<u>32.68</u>	<u>0.00</u>	<u>0.00</u>	<u>24,678.61</u>	<u>0.00</u>
LOG8 - LOGIC ROAD & BRIDGE													
State Pool													
LOG8-Logic-Road & Bridge	AR-0035	State Pool	11/10/08	Open	<u>0.0737</u>	<u>2,524,148.07</u>	<u>2,524,148.07</u>	<u>0.00</u>	<u>157.91</u>	<u>0.00</u>	<u>0.00</u>	<u>29,635.59</u>	<u>0.00</u>
State Pool Total					<u>0.0737</u>	<u>2,524,148.07</u>	<u>2,524,148.07</u>	<u>0.00</u>	<u>157.91</u>	<u>0.00</u>	<u>0.00</u>	<u>29,635.59</u>	<u>0.00</u>
LOG8 - LOGIC ROAD & BRIDGE Total					<u>0.0737</u>	<u>2,524,148.07</u>	<u>2,524,148.07</u>	<u>0.00</u>	<u>157.91</u>	<u>0.00</u>	<u>0.00</u>	<u>29,635.59</u>	<u>0.00</u>
MB02 - MBIA GENERAL													
State Pool													
MB02-MBIA General	AR-0015	State Pool	11/01/08	Open	<u>0.0692</u>	<u>24,059,062.30</u>	<u>24,059,062.30</u>	<u>0.00</u>	<u>1,414.76</u>	<u>0.00</u>	<u>0.00</u>	<u>788,412.67</u>	<u>0.00</u>
State Pool Total					<u>0.0692</u>	<u>24,059,062.30</u>	<u>24,059,062.30</u>	<u>0.00</u>	<u>1,414.76</u>	<u>0.00</u>	<u>0.00</u>	<u>788,412.67</u>	<u>0.00</u>
MB02 - MBIA GENERAL Total					<u>0.0692</u>	<u>24,059,062.30</u>	<u>24,059,062.30</u>	<u>0.00</u>	<u>1,414.76</u>	<u>0.00</u>	<u>0.00</u>	<u>788,412.67</u>	<u>0.00</u>
MB03 - MBIA ROAD & BRIDGE													
State Pool													
MB03-MBIA Road & Bridge	AR-0016	State Pool	11/01/08	Open	<u>0.0692</u>	<u>1,577,851.95</u>	<u>1,577,851.95</u>	<u>0.00</u>	<u>92.78</u>	<u>0.00</u>	<u>0.00</u>	<u>118,591.10</u>	<u>0.00</u>
State Pool Total					<u>0.0692</u>	<u>1,577,851.95</u>	<u>1,577,851.95</u>	<u>0.00</u>	<u>92.78</u>	<u>0.00</u>	<u>0.00</u>	<u>118,591.10</u>	<u>0.00</u>
MB03 - MBIA ROAD & BRIDGE Total					<u>0.0692</u>	<u>1,577,851.95</u>	<u>1,577,851.95</u>	<u>0.00</u>	<u>92.78</u>	<u>0.00</u>	<u>0.00</u>	<u>118,591.10</u>	<u>0.00</u>
MB04 - MBIA DRAINAGE													
State Pool													
MB04-MBIA Drainage	AR-0017	State Pool	11/01/08	Open	<u>0.0692</u>	<u>9,294,183.92</u>	<u>9,294,183.92</u>	<u>0.00</u>	<u>546.53</u>	<u>0.00</u>	<u>0.00</u>	<u>149,476.32</u>	<u>2,620.73</u>
State Pool Total					<u>0.0692</u>	<u>9,294,183.92</u>	<u>9,294,183.92</u>	<u>0.00</u>	<u>546.53</u>	<u>0.00</u>	<u>0.00</u>	<u>149,476.32</u>	<u>2,620.73</u>
MB04 - MBIA DRAINAGE Total					<u>0.0692</u>	<u>9,294,183.92</u>	<u>9,294,183.92</u>	<u>0.00</u>	<u>546.53</u>	<u>0.00</u>	<u>0.00</u>	<u>149,476.32</u>	<u>2,620.73</u>
MB06 - MBIA TOLL RD OPERATIONS													
State Pool													
MB06-MBIA Toll Rd. Operations	AR-0019	State Pool	11/01/08	Open	<u>0.0693</u>	<u>74,007,028.31</u>	<u>74,007,028.31</u>	<u>0.00</u>	<u>4,221.14</u>	<u>0.00</u>	<u>0.00</u>	<u>694,194.75</u>	<u>38,363.64</u>
State Pool Total					<u>0.0693</u>	<u>74,007,028.31</u>	<u>74,007,028.31</u>	<u>0.00</u>	<u>4,221.14</u>	<u>0.00</u>	<u>0.00</u>	<u>694,194.75</u>	<u>38,363.64</u>
MB06 - MBIA TOLL RD OPERATIONS Total					<u>0.0693</u>	<u>74,007,028.31</u>	<u>74,007,028.31</u>	<u>0.00</u>	<u>4,221.14</u>	<u>0.00</u>	<u>0.00</u>	<u>694,194.75</u>	<u>38,363.64</u>
MB18 - MBIA COUNTYS CARES ACT													
State Pool													
MB18-MBIA COUNTY'S CARES ACT	AR-0048	State Pool	05/12/20	Open	<u>0.0692</u>	<u>55,017,508.19</u>	<u>55,017,508.19</u>	<u>0.00</u>	<u>3,346.00</u>	<u>0.00</u>	<u>0.00</u>	<u>119,427.65</u>	<u>0.00</u>
State Pool Total					<u>0.0692</u>	<u>55,017,508.19</u>	<u>55,017,508.19</u>	<u>0.00</u>	<u>3,346.00</u>	<u>0.00</u>	<u>0.00</u>	<u>119,427.65</u>	<u>0.00</u>
MB18 - MBIA COUNTYS CARES ACT Total					<u>0.0692</u>	<u>55,017,508.19</u>	<u>55,017,508.19</u>	<u>0.00</u>	<u>3,346.00</u>	<u>0.00</u>	<u>0.00</u>	<u>119,427.65</u>	<u>0.00</u>
MB19 - MBIA FBC ASSIST DIST #2													
State Pool													
MB19-MBIA FBC ASSIST. DIST. #2	AR-0049	State Pool	05/13/20	Open	<u>0.0692</u>	<u>4,507,526.49</u>	<u>4,507,526.49</u>	<u>0.00</u>	<u>265.09</u>	<u>0.00</u>	<u>0.00</u>	<u>7,526.49</u>	<u>0.00</u>
State Pool Total					<u>0.0692</u>	<u>4,507,526.49</u>	<u>4,507,526.49</u>	<u>0.00</u>	<u>265.09</u>	<u>0.00</u>	<u>0.00</u>	<u>7,526.49</u>	<u>0.00</u>
MB19 - MBIA FBC ASSIST DIST #2 Total					<u>0.0692</u>	<u>4,507,526.49</u>	<u>4,507,526.49</u>	<u>0.00</u>	<u>265.09</u>	<u>0.00</u>	<u>0.00</u>	<u>7,526.49</u>	<u>0.00</u>
MB20 - MBIA FBC ASSIST DIST #4													
State Pool													
MB20- MBIA FBC ASSIST. DIST. #4	AR-0050	State Pool	05/13/20	Open	<u>0.0692</u>	<u>1,253,545.45</u>	<u>1,253,545.45</u>	<u>0.00</u>	<u>73.71</u>	<u>0.00</u>	<u>0.00</u>	<u>3,545.45</u>	<u>0.00</u>
State Pool Total					<u>0.0692</u>	<u>1,253,545.45</u>	<u>1,253,545.45</u>	<u>0.00</u>	<u>73.71</u>	<u>0.00</u>	<u>0.00</u>	<u>3,545.45</u>	<u>0.00</u>
MB20 - MBIA FBC ASSIST DIST #4 Total					<u>0.0692</u>	<u>1,253,545.45</u>	<u>1,253,545.45</u>	<u>0.00</u>	<u>73.71</u>	<u>0.00</u>	<u>0.00</u>	<u>3,545.45</u>	<u>0.00</u>
MB21 - MBIA ASSIST DIST #6													
State Pool													

Interest Accrual
Ft. Bend County
Effective Interest - Actual Life
Receipts in Period
12/01/21 - 12/31/21

CUSIP	Invest Number	Security Description	Purchase Date	Sale Date	Yield Earned	Ending Par Val/Shares	Ending Amor Val/Cost	Purchased Interest	Int/Div Rec In the Perd	Int/Div Accrued In the Perd	PTD Purch Received	Int/Div Rec Purch/Date	Int/Div Accrued Purch/Date
MB21-MBIA FBC ASSIST. DIST. #6	AR-0051	State Pool	05/13/20	Open	0.0692	2,005,672.64	2,005,672.64	0.00	117.94	0.00	0.00	5,672.64	0.00
State Pool Total					0.0692	2,005,672.64	2,005,672.64	0.00	117.94	0.00	0.00	5,672.64	0.00
MB21 - MBIA ASSIST DIST #6 Total					0.0692	2,005,672.64	2,005,672.64	0.00	117.94	0.00	0.00	5,672.64	0.00
MB23 - MBIA JUVENILE													
State Pool													
MB23-MBIA JUVENILE	AR-0053	State Pool	05/13/20	Open	0.0692	15,001,467.81	15,001,467.81	0.00	882.11	0.00	0.00	17,701.44	0.00
State Pool Total					0.0692	15,001,467.81	15,001,467.81	0.00	882.11	0.00	0.00	17,701.44	0.00
MB23 - MBIA JUVENILE Total					0.0692	15,001,467.81	15,001,467.81	0.00	882.11	0.00	0.00	17,701.44	0.00
MB24 - MBIA DEBT SERVICE													
State Pool													
MB24-MBIA DEBT SERVICE	AR-0054	State Pool	05/13/20	Open	0.0692	7,511,504.58	7,511,504.58	0.00	441.69	0.00	0.00	43,227.34	0.00
State Pool Total					0.0692	7,511,504.58	7,511,504.58	0.00	441.69	0.00	0.00	43,227.34	0.00
MB24 - MBIA DEBT SERVICE Total					0.0692	7,511,504.58	7,511,504.58	0.00	441.69	0.00	0.00	43,227.34	0.00
MB25 - MBIA DRAINAGE DEBT SERVICE													
State Pool													
MB25-MBIA DRAINAGE DEBT SERVICE	AR-0055	State Pool	05/13/20	Open	0.0692	2,503,217.04	2,503,217.04	0.00	147.20	0.00	0.00	3,217.04	0.00
State Pool Total					0.0692	2,503,217.04	2,503,217.04	0.00	147.20	0.00	0.00	3,217.04	0.00
MB25 - MBIA DRAINAGE DEBT SERVICE Total					0.0692	2,503,217.04	2,503,217.04	0.00	147.20	0.00	0.00	3,217.04	0.00
MB26 - MBIA FACILITIES BOND 2018													
State Pool													
MB26-FACILITIES BOND 2018	AR-0056	State Pool	05/13/20	Open	0.0691	8,037,793.82	8,037,793.82	0.00	516.95	0.00	0.00	37,793.82	0.00
State Pool Total					0.0691	8,037,793.82	8,037,793.82	0.00	516.95	0.00	0.00	37,793.82	0.00
MB26 - MBIA FACILITIES BOND 2018 Total					0.0691	8,037,793.82	8,037,793.82	0.00	516.95	0.00	0.00	37,793.82	0.00
MB27 - MBIA TX HERITAGE PARKWAY 2020													
State Pool													
MB27-MBIA TX HERITAGE PARKWAY	AR-0057	State Pool	05/13/20	Open	0.0692	5,009,393.30	5,009,393.30	0.00	294.59	0.00	0.00	39,772.65	0.00
State Pool Total					0.0692	5,009,393.30	5,009,393.30	0.00	294.59	0.00	0.00	39,772.65	0.00
MB27 - MBIA TX HERITAGE PARKWAY 2020 Total					0.0692	5,009,393.30	5,009,393.30	0.00	294.59	0.00	0.00	39,772.65	0.00
MB28 - MBIAGrand Parkway 2021													
State Pool													
MB28-MBIA GRAND PARKWAY 2021	AR-0059	State Pool	08/02/21	Open	0.0692	32,006,679.08	32,006,679.08	0.00	1,882.13	0.00	0.00	6,679.08	0.00
State Pool Total					0.0692	32,006,679.08	32,006,679.08	0.00	1,882.13	0.00	0.00	6,679.08	0.00
MB28 - MBIAGrand Parkway 2021 Total					0.0692	32,006,679.08	32,006,679.08	0.00	1,882.13	0.00	0.00	6,679.08	0.00
MB29 - MBIA Sr Lien 2021													
State Pool													
MB29-MBIA SR LIEN TOLL RD 2021	AR-0060	State Pool	08/02/21	Open	0.0692	71,015,336.28	71,015,336.28	0.00	4,175.94	0.00	0.00	15,336.28	0.00
State Pool Total					0.0692	71,015,336.28	71,015,336.28	0.00	4,175.94	0.00	0.00	15,336.28	0.00
MB29 - MBIA Sr Lien 2021 Total					0.0692	71,015,336.28	71,015,336.28	0.00	4,175.94	0.00	0.00	15,336.28	0.00
MB30 - MBIA Flood Proj Drainage 20													
State Pool													
MB30-MBIA FLOOD PRO DRAINAGE 20	AR-0061	State Pool	08/02/21	Open	0.0692	14,002,624.47	14,002,624.47	0.00	823.40	0.00	0.00	2,624.47	0.00
State Pool Total					0.0692	14,002,624.47	14,002,624.47	0.00	823.40	0.00	0.00	2,624.47	0.00
MB30 - MBIA Flood Proj Drainage 20 Total					0.0692	14,002,624.47	14,002,624.47	0.00	823.40	0.00	0.00	2,624.47	0.00
TT00 - TEXAS TERM GENERAL													
State Pool													
TT00-TX TERM General	AR-0022	State Pool	11/01/08	Open	0.0220	1,071.91	1,071.91	0.00	0.02	0.00	0.00	21,456.68	0.00

Interest Accrual
Ft. Bend County
Effective Interest - Actual Life
Receipts in Period
12/01/21 - 12/31/21

CUSIP	Invest Number	Security Description	Purchase Date	Sale Date	Yield Earned	Ending Par Val/Shares	Ending Amor Val/Cost	Purchased Interest	Int/Div Rec In the Perd	Int/Div Accrued In the Perd	PTD Purch Received	Int/Div Rec Purch/Date	Int/Div Accrued Purch/Date
State Pool Total					<u>0.0220</u>	<u>1,071.91</u>	<u>1,071.91</u>	<u>0.00</u>	<u>0.02</u>	<u>0.00</u>	<u>0.00</u>	<u>21,456.68</u>	<u>0.00</u>
TT00 - TEXAS TERM GENERAL Total					<u>0.0220</u>	<u>1,071.91</u>	<u>1,071.91</u>	<u>0.00</u>	<u>0.02</u>	<u>0.00</u>	<u>0.00</u>	<u>21,456.68</u>	<u>0.00</u>
TT02 - TEXAS TERM TOLL OPERATIONS													
State Pool													
TT02-TX TERM Toll Rd. Operation	AR-0024	State Pool	11/01/08	Open	0.0220	1,070.69	1,070.69	0.00	0.02	0.00	0.00	18,000.59	0.00
State Pool Total					<u>0.0220</u>	<u>1,070.69</u>	<u>1,070.69</u>	<u>0.00</u>	<u>0.02</u>	<u>0.00</u>	<u>0.00</u>	<u>18,000.59</u>	<u>0.00</u>
TT02 - TEXAS TERM TOLL OPERATIONS Total					<u>0.0220</u>	<u>1,070.69</u>	<u>1,070.69</u>	<u>0.00</u>	<u>0.02</u>	<u>0.00</u>	<u>0.00</u>	<u>18,000.59</u>	<u>0.00</u>
TT04 - TEXAS TERM ROAD & BRIDGE													
State Pool													
TT04-TX TERM Road & Bridge	AR-0026	State Pool	11/01/08	Open	0.0220	1,068.74	1,068.74	0.00	0.02	0.00	0.00	8,276.02	0.00
State Pool Total					<u>0.0220</u>	<u>1,068.74</u>	<u>1,068.74</u>	<u>0.00</u>	<u>0.02</u>	<u>0.00</u>	<u>0.00</u>	<u>8,276.02</u>	<u>0.00</u>
TT04 - TEXAS TERM ROAD & BRIDGE Total					<u>0.0220</u>	<u>1,068.74</u>	<u>1,068.74</u>	<u>0.00</u>	<u>0.02</u>	<u>0.00</u>	<u>0.00</u>	<u>8,276.02</u>	<u>0.00</u>
TT05 - TEXAS TERM DRAINAGE													
State Pool													
TT05-TX TERM Drainage	AR-0027	State Pool	11/01/08	Open	0.0000	354.55	354.55	0.00	0.00	0.00	0.00	5,033.82	0.00
State Pool Total					<u>0.0000</u>	<u>354.55</u>	<u>354.55</u>	<u>0.00</u>	<u>0.00</u>	<u>0.00</u>	<u>0.00</u>	<u>5,033.82</u>	<u>0.00</u>
TT05 - TEXAS TERM DRAINAGE Total					<u>0.0000</u>	<u>354.55</u>	<u>354.55</u>	<u>0.00</u>	<u>0.00</u>	<u>0.00</u>	<u>0.00</u>	<u>5,033.82</u>	<u>0.00</u>

Premium/Discount Amortization

Ft. Bend County

Effective Interest - Actual Life
Receipts in Period
12/01/21 - 12/31/21

CUSIP	Invest Number	Security Description	Purchase Date	Amortiz Date	Yield Earned	Beginning Par Val/Shares	Beginning Unamor Val/Cost	Premium Discount	Ending Par Val/Shares	Ending Amor Val/Cost	Unamor Prem/Dscnt	Amortization In the Perd	Amortization Purch/Date
Money Market													
	AR-0058	Money Market	01/31/21	Open	0.0707	110,162,310.45	110,162,310.45	0.00	121,492,638.53	121,492,638.53	0.00	0.00	0.00
Money Market Total					0.0707	110,162,310.45	110,162,310.45	0.00	121,492,638.53	121,492,638.53	0.00	0.00	0.00
State Pool													
MB02-MBIA General	AR-0015	State Pool	11/01/08	Open	0.0692	24,057,647.54	24,057,647.54	0.00	24,059,062.30	24,059,062.30	0.00	0.00	0.00
MB03-MBIA Road & Bridge	AR-0016	State Pool	11/01/08	Open	0.0692	1,577,759.17	1,577,759.17	0.00	1,577,851.95	1,577,851.95	0.00	0.00	0.00
MB04-MBIA Drainage	AR-0017	State Pool	11/01/08	Open	0.0692	9,293,637.39	9,293,637.39	0.00	9,294,183.92	9,294,183.92	0.00	0.00	0.00
MB06-MBIA Toll Rd. Operations	AR-0019	State Pool	11/01/08	Open	0.0693	69,002,807.17	69,002,807.17	0.00	74,007,028.31	74,007,028.31	0.00	0.00	0.00
TT00-TX TERM General	AR-0022	State Pool	11/01/08	Open	0.0220	1,071.89	1,071.89	0.00	1,071.91	1,071.91	0.00	0.00	0.00
TT02-TX TERM Toll Rd. Operation	AR-0024	State Pool	11/01/08	Open	0.0220	1,070.67	1,070.67	0.00	1,070.69	1,070.69	0.00	0.00	0.00
TT04-TX TERM Road & Bridge	AR-0026	State Pool	11/01/08	Open	0.0220	1,068.72	1,068.72	0.00	1,068.74	1,068.74	0.00	0.00	0.00
TT05-TX TERM Drainage	AR-0027	State Pool	11/01/08	Open	0.0000	354.55	354.55	0.00	354.55	354.55	0.00	0.00	0.00
LOG1-Logic- General	AR-0028	State Pool	11/10/08	Open	0.0736	743,140.35	743,140.35	0.00	743,186.83	743,186.83	0.00	0.00	0.00
LOG2-Logic-Toll Rd.Operations	AR-0029	State Pool	11/10/08	Open	0.0737	35,130,668.70	35,130,668.70	0.00	35,132,866.64	35,132,866.64	0.00	0.00	0.00
LOG5-Logic-Drainage	AR-0032	State Pool	11/10/08	Open	0.0737	522,402.16	522,402.16	0.00	522,434.84	522,434.84	0.00	0.00	0.00
LOG8-Logic-Road & Bridge	AR-0035	State Pool	11/10/08	Open	0.0737	2,523,990.16	2,523,990.16	0.00	2,524,148.07	2,524,148.07	0.00	0.00	0.00
MB12-MBIA ESD 100 AGREEMENT	AR-0041	State Pool	08/31/16	Open	0.0692	3,991,155.89	3,991,155.89	0.00	3,991,390.58	3,991,390.58	0.00	0.00	0.00
MB13-MBIA ASSISTANCE DIST #1	AR-0042	State Pool	08/31/16	Open	0.0694	4,000,553.20	4,000,553.20	0.00	6,000,853.80	6,000,853.80	0.00	0.00	0.00
MB14-MBIA GR PARKWAY OPERATIONS	AR-0043	State Pool	08/31/16	Open	0.0692	42,917,153.27	42,917,153.27	0.00	42,919,677.08	42,919,677.08	0.00	0.00	0.00
MB17 - SR LIEN BOND 2016	AR-0046	State Pool	12/09/16	Open	0.0692	6,020,718.41	6,020,718.41	0.00	6,021,072.45	6,021,072.45	0.00	0.00	0.00
LO10-LOGIC-COUNTY'S CARE ACT	AR-0047	State Pool	05/12/20	Open	0.0737	15,002,381.63	15,002,381.63	0.00	15,003,320.25	15,003,320.25	0.00	0.00	0.00
MB18-MBIA COUNTY'S CARES ACT	AR-0048	State Pool	05/12/20	Open	0.0692	60,014,162.19	60,014,162.19	0.00	55,017,508.19	55,017,508.19	0.00	0.00	0.00
MB19-MBIA FBC ASSIST. DIST. #2	AR-0049	State Pool	05/13/20	Open	0.0692	4,507,261.40	4,507,261.40	0.00	4,507,526.49	4,507,526.49	0.00	0.00	0.00
MB20- MBIA FBC ASSIST. DIST. #4	AR-0050	State Pool	05/13/20	Open	0.0692	1,253,471.74	1,253,471.74	0.00	1,253,545.45	1,253,545.45	0.00	0.00	0.00
MB21-MBIA FBC ASSIST. DIST. #6	AR-0051	State Pool	05/13/20	Open	0.0692	2,005,554.70	2,005,554.70	0.00	2,005,672.64	2,005,672.64	0.00	0.00	0.00
MB23-MBIA JUVENILE	AR-0053	State Pool	05/13/20	Open	0.0692	15,000,585.70	15,000,585.70	0.00	15,001,467.81	15,001,467.81	0.00	0.00	0.00
MB24-MBIA DEBT SERVICE	AR-0054	State Pool	05/13/20	Open	0.0692	7,511,062.89	7,511,062.89	0.00	7,511,504.58	7,511,504.58	0.00	0.00	0.00
MB25-MBIA DRAINAGE DEBT SERVICE	AR-0055	State Pool	05/13/20	Open	0.0692	2,503,069.84	2,503,069.84	0.00	2,503,217.04	2,503,217.04	0.00	0.00	0.00
MB26-FACILITIES BOND 2018	AR-0056	State Pool	05/13/20	Open	0.0691	10,037,276.87	10,037,276.87	0.00	8,037,793.82	8,037,793.82	0.00	0.00	0.00
MB27-MBIA TX HERITAGE PARKWAY	AR-0057	State Pool	05/13/20	Open	0.0692	5,009,098.71	5,009,098.71	0.00	5,009,393.30	5,009,393.30	0.00	0.00	0.00
MB28-MBIA GRAND PARKWAY 2021	AR-0059	State Pool	08/02/21	Open	0.0692	32,004,796.95	32,004,796.95	0.00	32,006,679.08	32,006,679.08	0.00	0.00	0.00
MB29-MBIA SR LIEN TOLL RD 2021	AR-0060	State Pool	08/02/21	Open	0.0692	71,011,160.34	71,011,160.34	0.00	71,015,336.28	71,015,336.28	0.00	0.00	0.00
MB30-MBIA FLOOD PRO DRAINAGE 20	AR-0061	State Pool	08/02/21	Open	0.0692	14,001,801.07	14,001,801.07	0.00	14,002,624.47	14,002,624.47	0.00	0.00	0.00
State Pool Total					0.0698	439,646,883.27	439,646,883.27	0.00	439,672,912.06	439,672,912.06	0.00	0.00	0.00
Investment Total					0.0700	549,809,193.72	549,809,193.72	0.00	561,165,550.59	561,165,550.59	0.00	0.00	0.00

Open Investments

Ft. Bend County

Effective Interest - Actual Life
Receipts in Period
12/31/21

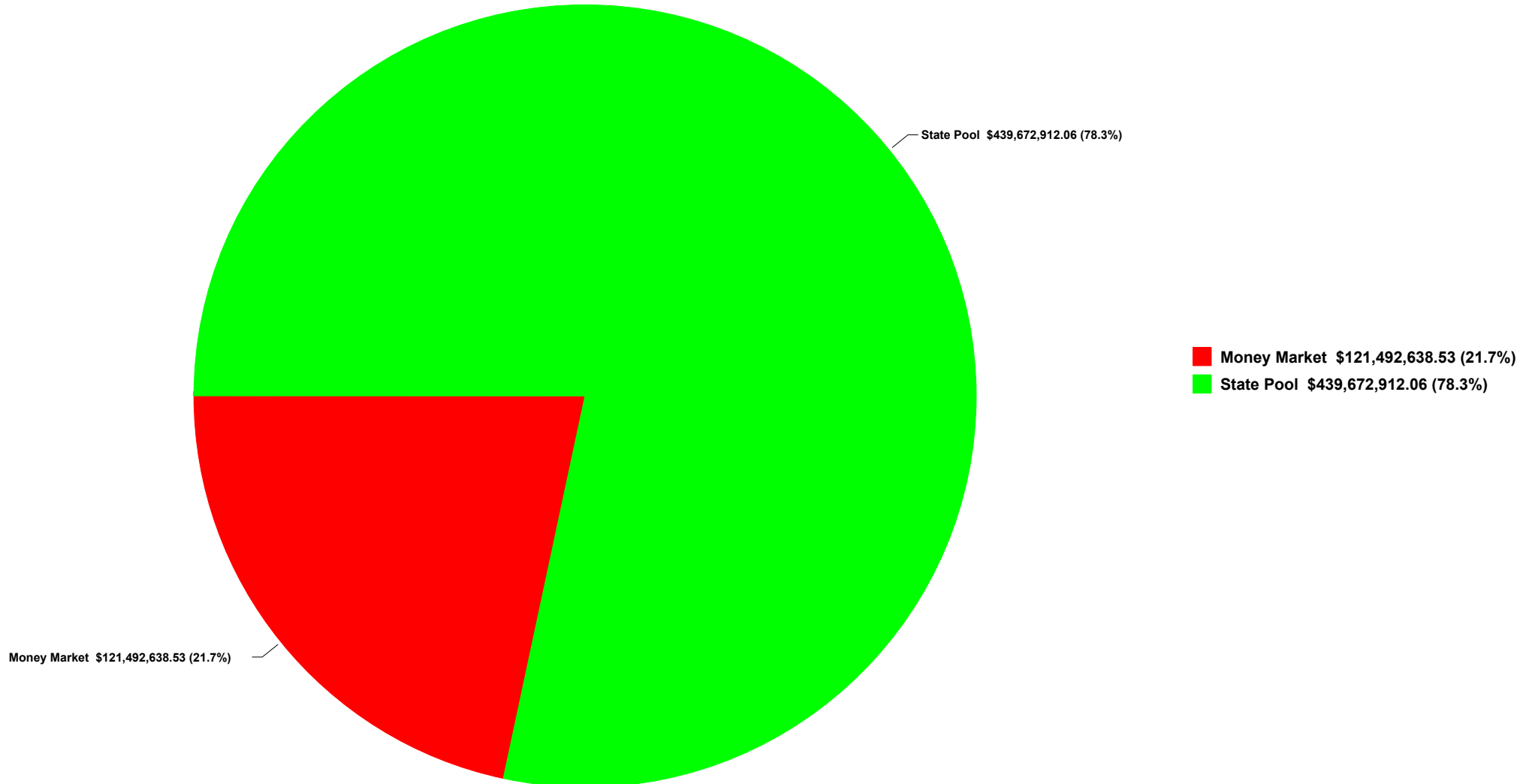
CUSIP	Invest Number	Security Description	Invest Class	Purchase Date	Call Date	Purchase Institut	SafeKeep Institut	Issuing Institut	Yield Matur	Yield Call	Original Unit Cost	Original Par Val/Shares	Original Princ/Cost	Orig Prem Discount	Ending Unit Price	Ending Par Val/Shares	Ending Amor Val/Cost	Ending Prem/Dscnt
Money Market																		
Cadence-Money Market Accts																		
	AR-0058	Money Market		01/31/21	Open	101	None	101	0.0700	0.0700	1.000000	210,194,488.52	210,194,488.52	0.00	1.000000	121,492,638.53	121,492,638.53	0.00
Money Market Total																		
									0.0700	0.0700	1.000000	210,194,488.52	210,194,488.52	0.00	1.000000	121,492,638.53	121,492,638.53	0.00
State Pool																		
MB02-MBIA General																		
	AR-0015	State Pool		11/01/08	Open	2000	None	2000	0.0692	0.0692	1.000000	17,374,917.83	17,374,917.83	0.00	1.000000	24,059,062.30	24,059,062.30	0.00
MB03-MBIA Road & Bridge																		
	AR-0016	State Pool		11/01/08	Open	2000	None	2000	0.0692	0.0692	1.000000	2,856,438.24	2,856,438.24	0.00	1.000000	1,577,851.95	1,577,851.95	0.00
MB04-MBIA Drainage																		
	AR-0017	State Pool		11/01/08	Open	2000	None	2000	0.0692	0.0692	1.000000	1,267,218.21	1,267,218.21	0.00	1.000000	9,294,183.92	9,294,183.92	0.00
MB06-MBIA Toll Rd. Operations																		
	AR-0019	State Pool		11/01/08	Open	2000	None	2000	0.0692	0.0692	1.000000	3,143,377.27	3,143,377.27	0.00	1.000000	74,007,028.31	74,007,028.31	0.00
TT00-TX TERM General																		
	AR-0022	State Pool		11/01/08	Open	2005	None	2005	0.0200	0.0200	1.000000	10,006,437.87	10,006,437.87	0.00	1.000000	1,071.91	1,071.91	0.00
TT02-TX TERM Toll Rd. Operation																		
	AR-0024	State Pool		11/01/08	Open	2005	None	2005	0.0200	0.0200	0.000000	0.00	0.00	0.00	1.000000	1,070.69	1,070.69	0.00
TT04-TX TERM Road & Bridge																		
	AR-0026	State Pool		11/01/08	Open	2005	None	2005	0.0200	0.0200	1.000000	10,463.28	10,463.28	0.00	1.000000	1,068.74	1,068.74	0.00
TT05-TX TERM Drainage																		
	AR-0027	State Pool		11/01/08	Open	2005	None	2005	0.0200	0.0200	1.000000	109,774.61	109,774.61	0.00	1.000000	354.55	354.55	0.00
LOG1-Logic- General																		
	AR-0028	State Pool		11/10/08	Open	200	None	200	0.0737	0.0737	1.000000	10,000,000.00	10,000,000.00	0.00	1.000000	743,186.83	743,186.83	0.00
LOG2-Logic-Toll Rd.Operations																		
	AR-0029	State Pool		11/10/08	Open	200	None	200	0.0737	0.0737	1.000000	2,000,000.00	2,000,000.00	0.00	1.000000	35,132,866.64	35,132,866.64	0.00
LOG5-Logic-Drainage																		
	AR-0032	State Pool		11/10/08	Open	200	None	200	0.0737	0.0737	1.000000	500,000.00	500,000.00	0.00	1.000000	522,434.84	522,434.84	0.00
LOG8-Logic-Road & Bridge																		
	AR-0035	State Pool		11/10/08	Open	200	None	200	0.0737	0.0737	1.000000	1,000,000.00	1,000,000.00	0.00	1.000000	2,524,148.07	2,524,148.07	0.00
MB12-MBIA ESD 100 AGREEMENT																		
	AR-0041	State Pool		08/31/16	Open	2000	None	2000	0.0692	0.0692	1.000000	3,900,000.00	3,900,000.00	0.00	1.000000	3,991,390.58	3,991,390.58	0.00
MB13-MBIA ASSISTANCE DIST #1																		
	AR-0042	State Pool		08/31/16	Open	2000	None	2000	0.0692	0.0692	1.000000	10,000,000.00	10,000,000.00	0.00	1.000000	6,000,853.80	6,000,853.80	0.00
MB14-MBIA GR PARKWAY OPERATIONS																		
	AR-0043	State Pool		08/31/16	Open	2000	None	2000	0.0692	0.0692	1.000000	8,500,000.00	8,500,000.00	0.00	1.000000	42,919,677.08	42,919,677.08	0.00
MB17 - SR LIEN BOND 2016																		
	AR-0046	State Pool		12/09/16	Open	2000	None	2000	0.0692	0.0692	1.000000	35,000,000.00	35,000,000.00	0.00	1.000000	6,021,072.45	6,021,072.45	0.00
LO10-LOGIC-COUNTY'S CARE ACT																		
	AR-0047	State Pool		05/12/20	Open	200	None	200	0.0737	0.0737	1.000000	67,000,000.00	67,000,000.00	0.00	1.000000	15,003,320.25	15,003,320.25	0.00
MB18-MBIA COUNTY'S CARES ACT																		
	AR-0048	State Pool		05/12/20	Open	2000	None	2000	0.0692	0.0692	1.000000	67,000,000.00	67,000,000.00	0.00	1.000000	55,017,508.19	55,017,508.19	0.00
MB19-MBIA FBC ASSIST. DIST. #2																		
	AR-0049	State Pool		05/13/20	Open	2000	None	2000	0.0692	0.0692	1.000000	2,500,000.00	2,500,000.00	0.00	1.000000	4,507,526.49	4,507,526.49	0.00
MB20- MBIA FBC ASSIST. DIST. #4																		
	AR-0050	State Pool		05/13/20	Open	2000	None	2000	0.0692	0.0692	1.000000	1,250,000.00	1,250,000.00	0.00	1.000000	1,253,545.45	1,253,545.45	0.00
MB21-MBIA FBC ASSIST. DIST. #6																		
	AR-0051	State Pool		05/13/20	Open	2000	None	2000	0.0692	0.0692	1.000000	2,000,000.00	2,000,000.00	0.00	1.000000	2,005,672.64	2,005,672.64	0.00
MB23-MBIA JUVENILE																		
	AR-0053	State Pool		05/13/20	Open	2000	None	2000	0.0692	0.0692	1.000000	8,000,000.00	8,000,000.00	0.00	1.000000	15,001,467.81	15,001,467.81	0.00
MB24-MBIA DEBT SERVICE																		
	AR-0054	State Pool		05/13/20	Open	2000	None	2000	0.0692	0.0692	1.000000	21,000,000.00	21,000,000.00	0.00	1.000000	7,511,504.58	7,511,504.58	0.00
MB25-MBIA DRAINAGE DEBT SERVICE																		
	AR-0055	State Pool		05/13/20	Open	2000	None	2000	0.0692	0.0692	1.000000	1,000,000.00	1,000,000.00	0.00	1.000000	2,503,217.04	2,503,217.04	0.00
MB26-FACILITIES BOND 2018																		
	AR-0056	State Pool		05/13/20	Open	2000	None	2000	0.0692	0.0692	1.000000	14,000,000.00	14,000,000.00	0.00	1.000000	8,037,793.82	8,037,793.82	0.00
MB27-MBIA TX HERITAGE PARKWAY																		
	AR-0057	State Pool		05/13/20	Open	2000	None	2000	0.0692	0.0692	1.000000	17,000,000.00	17,000,000.00	0.00	1.000000	5,009,393.30	5,009,393.30	0.00
MB28-MBIA GRAND PARKWAY 2021																		
	AR-0059	State Pool		08/02/21	Open	2000	None	2000	0.0539	0.0539	1.000000	25,000,000.00	25,000,000.00	0.00	1.000000	32,006,679.08	32,006,679.08	0.00
MB29-MBIA SR LIEN TOLL RD 2021																		
	AR-0060	State Pool		08/02/21	Open	2000	None	2000	0.0692	0.0692	1.000000	68,000,000.00	68,000,000.00	0.00	1.000000	71,015,336.28	71,015,336.28	0.00
MB30-MBIA FLOOD PRO DRAINAGE 20																		
	AR-0061	State Pool		08/02/21	Open	2000	None	2000	0.0539	0.0539	1.000000	10,000,000.00	10,000,000.00	0.00	1.000000	14,002,624.47	14,002,624.47	0.00
State Pool Total																		
									0.0682	0.0682	1.000000	409,418,627.31	409,418,627.31	0.00	1.000000	439,672,912.06	439,672,912.06	0.00
Investment Total																		
									0.0686	0.0686	1.000000	619,613,115.83	619,613,115.83	0.00	1.000000	561,165,550.59	561,165,550.59	0.00

Open Investments

Ft. Bend County

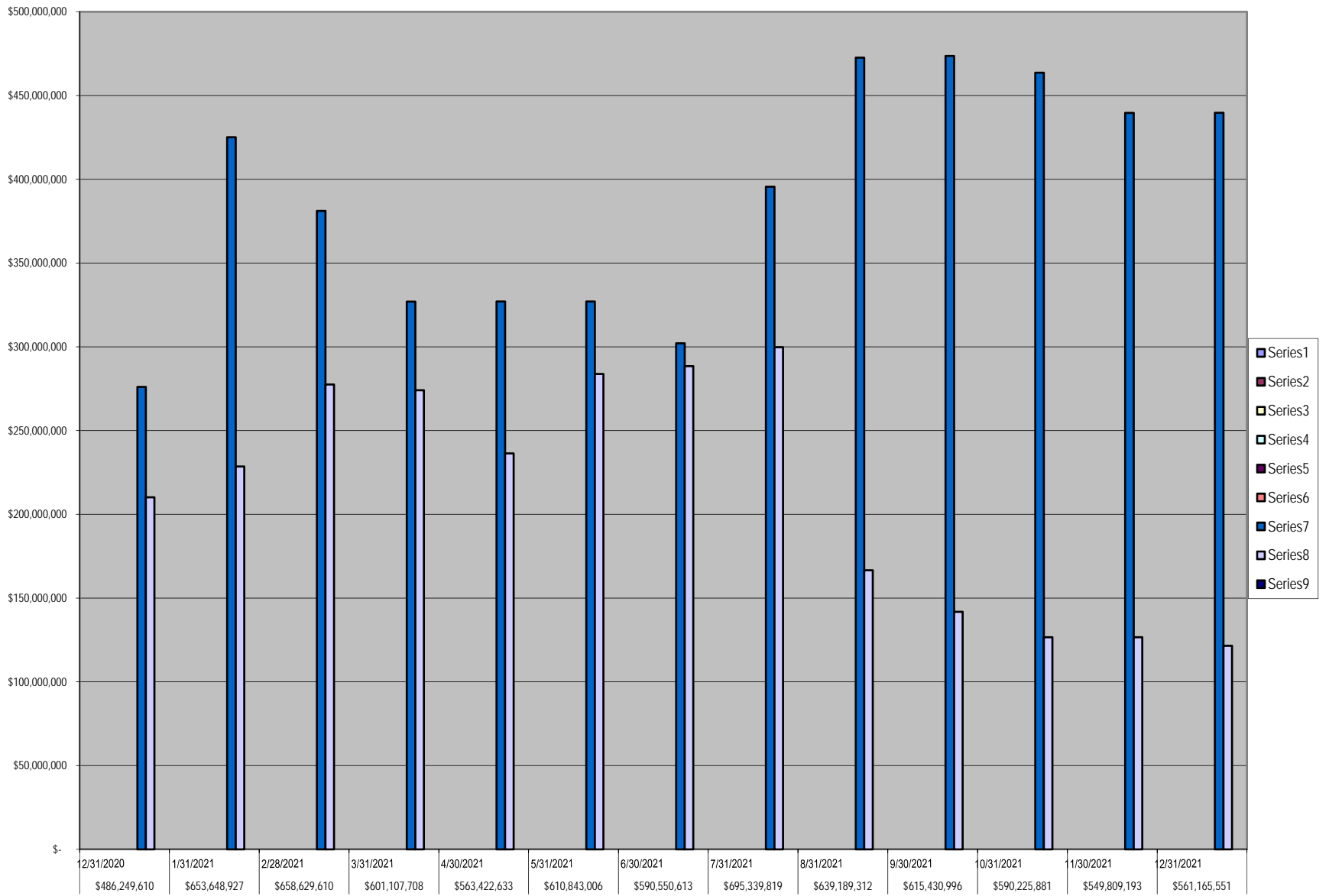
Effective Interest - Actual Life
Receipts in Period
12/31/21

Showing Ending Par Val/Shares: \$561,165,550.59



FBC INVESTMENT TRAILING 12 MONTHS

Open		FARMERS													
Investments		MAC DN	FFCB	FHLB	FHLMC	FNMA	FNMA	DISCOUNT	NOTE	State Pool	Prosperity	Prosperity -			
											Money Market	Invst. Acct.			
\$ 486,249,610	12/31/2020	\$ -	\$ -	\$ -	\$ -	\$ -	\$ -	\$ -	\$ -	\$ 276,055,122	\$ 210,194,488	\$ -			
\$ 653,648,927	1/31/2021	\$ -	\$ -	\$ -	\$ -	\$ -	\$ -	\$ -	\$ -	\$ 425,089,250	\$ 228,559,677	\$ -			
\$ 658,629,610	2/28/2021	\$ -	\$ -	\$ -	\$ -	\$ -	\$ -	\$ -	\$ -	\$ 381,123,831	\$ 277,505,779	\$ -			
\$ 601,107,708	3/31/2021	\$ -	\$ -	\$ -	\$ -	\$ -	\$ -	\$ -	\$ -	\$ 327,009,281	\$ 274,098,427	\$ -			
\$ 563,422,633	4/30/2021	\$ -	\$ -	\$ -	\$ -	\$ -	\$ -	\$ -	\$ -	\$ 327,031,885	\$ 236,390,748	\$ -			
\$ 610,843,006	5/31/2021	\$ -	\$ -	\$ -	\$ -	\$ -	\$ -	\$ -	\$ -	\$ 327,053,566	\$ 283,789,440	\$ -			
\$ 590,550,613	6/30/2021	\$ -	\$ -	\$ -	\$ -	\$ -	\$ -	\$ -	\$ -	\$ 302,069,061	\$ 288,481,552	\$ -			
\$ 695,339,819	7/31/2021	\$ -	\$ -	\$ -	\$ -	\$ -	\$ -	\$ -	\$ -	\$ 395,587,723	\$ 299,752,096	\$ -			
\$ 639,189,312	8/31/2021	\$ -	\$ -	\$ -	\$ -	\$ -	\$ -	\$ -	\$ -	\$ 472,609,124	\$ 166,580,188	\$ -			
\$ 615,430,996	9/30/2021	\$ -	\$ -	\$ -	\$ -	\$ -	\$ -	\$ -	\$ -	\$ 473,626,947	\$ 141,804,049	\$ -			
\$ 590,225,881	10/31/2021	\$ -	\$ -	\$ -	\$ -	\$ -	\$ -	\$ -	\$ -	\$ 463,627,607	\$ 126,598,274	\$ -			
\$ 549,809,193	11/30/2021	\$ -	\$ -	\$ -	\$ -	\$ -	\$ -	\$ -	\$ -	\$ 439,646,883	\$ 126,598,274	\$ -			
\$ 561,165,551	12/31/2021	\$ -	\$ -	\$ -	\$ -	\$ -	\$ -	\$ -	\$ -	\$ 439,672,912	\$ 121,492,639	\$ -			





12/01/2021

To Whom It May Concern,

In accordance with Cadence Bank's Depository Bid, the interest rate for the month of December 2021 is a fixed rate of 0.07% for all Fort Bend County interest-bearing accounts.

Sincerely,

Amy Wills

Amy Wills
VP, Treasury Management Officer
Cadence Bank N.A.



Texas CLASS

Texas CLASS AVERAGE MONTHLY YIELD : 0.0692%

Date	Dividend Rate	Daily Yield
12/01/2021	0.000001654	0.0604%
12/02/2021	0.000001714	0.0626%
12/03/2021	0.000005322	0.0648%
12/04/2021	0.000000000	0.0648%
12/05/2021	0.000000000	0.0648%
12/06/2021	0.000001776	0.0648%
12/07/2021	0.000001899	0.0693%
12/08/2021	0.000001899	0.0693%
12/09/2021	0.000001944	0.0710%
12/10/2021	0.000005952	0.0724%
12/11/2021	0.000000000	0.0724%
12/12/2021	0.000000000	0.0724%
12/13/2021	0.000001990	0.0726%
12/14/2021	0.000001989	0.0726%
12/15/2021	0.000001970	0.0719%
12/16/2021	0.000001952	0.0712%
12/17/2021	0.000005901	0.0718%
12/18/2021	0.000000000	0.0718%
12/19/2021	0.000000000	0.0718%
12/20/2021	0.000001998	0.0729%
12/21/2021	0.000001930	0.0705%
12/22/2021	0.000001932	0.0705%
12/23/2021	0.000007652	0.0698%
12/24/2021	0.000000000	0.0698%
12/25/2021	0.000000000	0.0698%
12/26/2021	0.000000000	0.0698%
12/27/2021	0.000002010	0.0733%
12/28/2021	0.000001948	0.0711%
12/29/2021	0.000001752	0.0640%
12/30/2021	0.000001827	0.0667%
12/31/2021	0.000001794	0.0655%

Performance results are shown net of all fees and expenses and reflect the reinvestment of dividends and other earnings. Many factors affect performance including changes in market conditions and interest rates and in response to other economic, political, or financial developments. Investment involves risk including the possible loss of principal. No assurance can be given that the performance objectives of a given strategy will be achieved. **Past performance is no guarantee of future results. Any financial and/or investment decision may incur losses.**



December 31, 2021

TexasDAILY

Current Yield¹: 0.0151%

Historical Rates Monthly Distribution Yields²

	2011	2012	2013	2014	2015	2016	2017	2018	2019	2020	2021
January	0.1384%	0.0821%	0.1161%	0.0389%	0.0671%	0.3506%	0.5788%	1.3427%	2.3957%	1.6102%	0.0733%
February	0.1661%	0.1005%	0.0954%	0.0367%	0.0813%	0.3915%	0.5908%	1.3987%	2.3957%	1.5765%	0.0508%
March	0.1410%	0.0976%	0.1002%	0.0379%	0.0895%	0.4070%	0.6635%	1.4959%	2.4131%	1.2044%	0.0505%
April	0.0983%	0.0972%	0.0830%	0.0363%	0.0904%	0.4225%	0.7477%	1.6492%	2.4243%	0.8253%	0.0500%
May	0.0888%	0.1182%	0.0786%	0.0393%	0.0860%	0.4328%	0.7606%	1.7528%	2.4123%	0.4055%	0.0419%
June	0.0876%	0.1276%	0.0548%	0.0396%	0.0921%	0.4406%	0.8479%	1.8500%	2.4069%	0.2355%	0.0296%
July	0.0618%	0.1262%	0.0504%	0.0452%	0.0992%	0.4497%	0.9587%	1.9551%	2.3786%	0.2151%	0.0204%
August	0.0797%	0.1255%	0.0497%	0.0575%	0.1107%	0.4697%	0.9961%	1.9931%	2.2118%	0.1579%	0.0211%
September	0.0665%	0.1262%	0.0461%	0.0597%	0.1299%	0.4978%	1.0271%	2.0345%	2.1528%	0.1378%	0.0182%
October	0.0655%	0.1283%	0.0380%	0.0574%	0.1504%	0.4688%	1.0470%	2.1533%	1.9688%	0.1158%	0.0167%
November	0.0814%	0.1254%	0.0375%	0.0572%	0.1470%	0.4482%	1.0914%	2.2135%	1.7388%	0.1034%	0.0164%
December	0.1093%	0.1303%	0.0369%	0.0667%	0.2255%	0.4988%	1.2134%	2.3157%	1.6638%	0.0886%	0.0166%

**Call toll-free
1-866-839-8376**

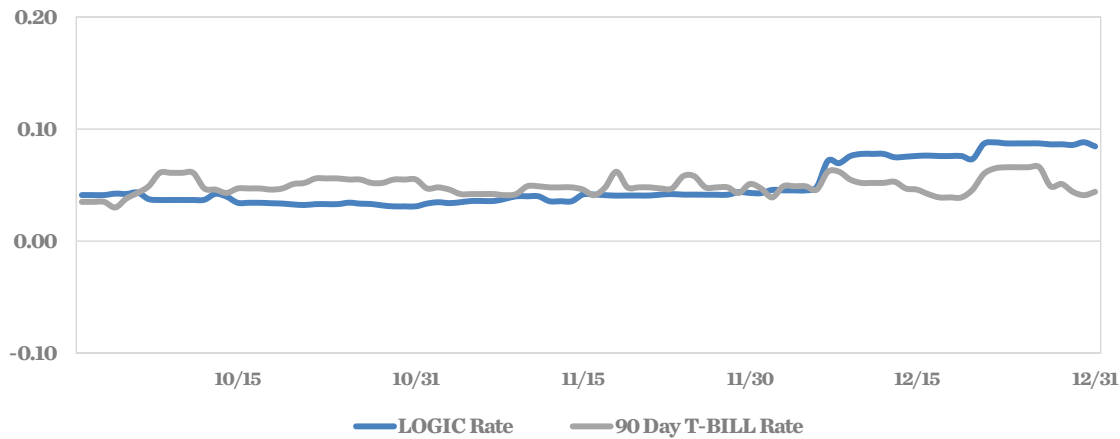
Past performance is not indicative of future results and yields may vary.

(1) The current yield, which is also known as the current annualized yield or current seven-day yield, represents the net change, exclusive of capital changes and income other than investment income, in the value of a hypothetical account with a balance of one share (normally \$1.00 per share) over a seven-day base period expressed as a percentage of the value of one share at the beginning of the seven-day period. This resulting net change in account value is then annualized by multiplying it by 365 and dividing the result by 7. The yields shown may reflect fee waivers by service providers that subsidize and reduce the total operating expenses of the TexasDAILY portfolio. Portfolio yields would be lower if there were no such waivers.

(2) The monthly distribution yield represents the sum of a month's one-day allocation factors divided by the number of days in that month, and multiplied by 365. The yields shown may reflect fee waivers by service providers that subsidize and reduce the total operating expenses of the TexasDAILY portfolio. Portfolio yields would be lower if there were no such waivers.

This information is for institutional investors, not for further distribution to retail investors, and does not represent an offer to sell or a solicitation of an offer to buy or sell any fund or other security. Investors should consider the Texas Range Investment Program's (the "Program's") investment objectives, risks, charges and expenses before investing. This and other information about the Program is available in the Program's Information Statement, which should be read carefully before investing. A copy of the Program's Information Statement may be obtained by calling 1-866-839-8376 or is available on the Program's website at www.texas-range.com. While TexasDAILY and TexasDAILY Select seek to maintain a stable net asset value of \$1.00 per share and TexasTERM seeks to achieve a net asset value of \$1.00 per share at its stated maturity, it is possible to lose money investing in the Program. An investment in the Program is not insured or guaranteed by the Federal Deposit Insurance Corporation or any other governmental agency. Shares of the Program are distributed by PFM Fund Distributors, Inc., member Financial Industry Regulatory Authority (FINRA) (www.finra.org) and Securities Investor Protection Corporation (SIPC) (www.sipc.org). PFM Fund Distributors, Inc. is an affiliate of PFM Asset Management LLC.

LOGIC VERSUS 90-DAY TREASURY BILL



This material is for information purposes only. This information does not represent an offer to buy or sell a security. The above rate information is obtained from sources that are believed to be reliable; however, its accuracy or completeness may be subject to change. The LOGIC management fee may be waived in full or in part at the discretion of the LOGIC co-administrators and the LOGIC rate for the period shown reflects waiver of fees. This table represents historical investment performance/return to the customer, net of fees, and is not an indication of future performance. An investment in the security is not insured or guaranteed by the Federal Deposit Insurance Corporation or any other government agency. Although the issuer seeks to preserve the value of an investment of \$1.00 per share, it is possible to lose money by investing in the security. Information about these and other program details are in the fund's Information Statement which should be read carefully before investing. The yield on the 90-Day Treasury Bill ("T-Bill Yield") is shown for comparative purposes only. When comparing the investment returns of the LOGIC pool to the T-Bill Yield, you should know that the LOGIC pool consists of allocations of specific diversified securities as detailed in the respective Information Statements. The T-Bill Yield is taken from Bloomberg Finance L.P. and represents the daily closing yield on the then current 90-Day T-Bill. The LOGIC yield is calculated in accordance with regulations governing the registration of open-end management investment companies under the Investment Company Act of 1940 as promulgated from time to time by the federal Securities and Exchange Commission.

DAILY SUMMARY FOR DECEMBER 2021

DATE	MNY MKT FUND EQUIV. [SEC Std.]	DAILY ALLOCATION FACTOR	INVESTED BALANCE	MARKET VALUE PER SHARE	WAM DAYS (1)	WAL DAYS (2)
12/1/2021	0.0428%	0.000001172	\$7,842,149,061.00	0.999909	54	78
12/2/2021	0.0457%	0.000001253	\$7,821,026,755.50	0.999891	59	82
12/3/2021	0.0453%	0.000001242	\$7,827,754,675.26	0.999861	57	80
12/4/2021	0.0453%	0.000001242	\$7,827,754,675.26	0.999861	57	80
12/5/2021	0.0453%	0.000001242	\$7,827,754,675.26	0.999861	57	80
12/6/2021	0.0484%	0.000001325	\$7,844,648,266.90	0.999874	58	82
12/7/2021	0.0717%	0.000001965	\$7,859,389,628.98	0.999873	58	82
12/8/2021	0.0696%	0.000001906	\$7,840,690,831.82	0.999861	58	86
12/9/2021	0.0759%	0.000002079	\$7,996,569,103.06	0.999863	54	79
12/10/2021	0.0779%	0.000002133	\$8,050,807,184.70	0.999858	56	82
12/11/2021	0.0779%	0.000002133	\$8,050,807,184.70	0.999858	56	82
12/12/2021	0.0779%	0.000002133	\$8,050,807,184.70	0.999858	56	82
12/13/2021	0.0749%	0.000002051	\$8,115,861,748.90	0.999873	57	82
12/14/2021	0.0754%	0.000002065	\$8,156,123,616.12	0.999874	56	82
12/15/2021	0.0761%	0.000002084	\$8,076,219,609.58	0.999875	56	82
12/16/2021	0.0764%	0.000002092	\$8,022,696,016.98	0.999877	56	82
12/17/2021	0.0760%	0.000002082	\$8,166,147,356.06	0.999873	54	80
12/18/2021	0.0760%	0.000002082	\$8,166,147,356.06	0.999873	54	80
12/19/2021	0.0760%	0.000002082	\$8,166,147,356.06	0.999873	54	80
12/20/2021	0.0734%	0.000002010	\$8,744,796,139.71	0.999893	54	77
12/21/2021	0.0869%	0.000002382	\$8,231,725,060.86	0.999884	56	80
12/22/2021	0.0882%	0.000002416	\$8,241,766,082.63	0.999883	58	83
12/23/2021	0.0873%	0.000002392	\$8,307,481,439.23	0.999875	55	79
12/24/2021	0.0873%	0.000002392	\$8,307,481,439.23	0.999875	55	79
12/25/2021	0.0873%	0.000002392	\$8,307,481,439.23	0.999875	55	79
12/26/2021	0.0873%	0.000002392	\$8,307,481,439.23	0.999875	55	79
12/27/2021	0.0864%	0.000002366	\$8,409,935,125.10	0.999895	55	78
12/28/2021	0.0865%	0.000002369	\$8,449,760,287.97	0.999896	54	77
12/29/2021	0.0859%	0.000002353	\$8,520,981,734.69	0.999897	53	76
12/30/2021	0.0883%	0.000002419	\$8,335,912,490.60	0.999897	54	77
12/31/2021	0.0846%	0.000002317	\$8,385,049,075.34	0.999893	51	74
Average	0.0737%	0.000002018	\$8,137,398,517.44		56	80

Cadence Bank
Money Market Accounts
December 31, 2021

FUND	DESCRIPTION	BEGINNING BALANCE	DEPOSITS	WITH- DRAWALS	INTEREST	ENDING BALANCE
100	General Operating	23,901,057.53	65,141,535.29	70,367,116.36	1,376.69	18,676,853.15
150	Juvenile Operations	3,221,615.43	228,680.93	1,970,329.19	137.86	1,480,105.03
155	Road & Bridge	1,720,972.82	3,267,346.01	2,362,486.80	128.34	2,625,960.37
160	Drainage District	1,880,944.11	3,255,402.68	1,824,269.19	176.22	3,312,253.82
165	Lateral Road	1,324,224.33	-	-	78.73	1,324,303.06
170	Statue Restoration	4,620.41	-	-	0.27	4,620.68
175	City Water Assistance	2,669.36	212.00	490.38	0.16	2,391.14
185	Entex Contributions	4.71	-	-	-	4.71
190	H L & P Assistance	20,014.89	-	3,146.90	1.17	16,869.16
195	County Law Library	1,311,021.22	32,476.15	41,755.35	77.29	1,301,819.31
200	Law Enforcement Academy	631,939.82	4,300.00	17,109.33	37.23	619,167.72
205	Surface Water Supply Corp.	8,350.54	-	-	0.50	8,351.04
206	Industrial Development Corp	15,930.31	-	-	0.95	15,931.26
207	FBC Historical Commission	9,644.39	-	-	0.57	9,644.96
215	Library Donations	100,569.18	147.28	123.30	5.98	100,599.14
225	FBC Asset Forfeiture-Task-State	517,675.32	29,790.00	46,525.71	29.24	500,968.85
235	Probate Court Training	156,087.93	1,149.35	-	9.32	157,246.60
245	Alert Program-Juvenile	55,819.83	-	-	3.32	55,823.15
255	D A Asset Forfeiture-Fed.	55.54	-	-	-	55.54
265	Gus George Memorial	4,696.68	-	-	0.28	4,696.96
275	D A Special Fund Run	8,163.75	-	-	0.49	8,164.24
280	Co.Atty.Supplemental Salary	272,833.93	-	8,218.11	15.96	264,631.78
290	VIT Interest (Tax Coll)	95,829.62	571.28	2,268.00	5.72	94,138.62
300	FBC Elections	385,087.64	-	12,131.00	22.64	372,979.28
305	FBC Asset Forfeiture-Task-Fed.	32,068.05	-	216.00	1.90	31,853.95
310	Sheriff Ofc/Forfeiture-Assets-St.	867,965.40	-	10,080.92	51.52	857,936.00
315	Sheriff Ofc/Forfeiture-Assets-Fed.	76,525.50	-	-	4.55	76,530.05
320	Constable Pct. 2 F/A	24.08	-	-	-	24.08
322	Constable Pct 3 F/A	7,951.81	-	-	0.47	7,952.28
324	Constable Pct 1 F/A	0.76	-	-	-	0.76
332	Fire Marshal St. Ass't. Forfeiture	704.30	-	-	0.04	704.34
335	DA Asset Forfeiture-State	770,672.74	-	20,603.49	45.02	750,114.27
360	Law Enforcement Training	200,124.12	-	10,821.92	11.81	189,314.01
390	Child Protective Service IV-E	100,517.64	-	15,331.35	5.50	85,191.79

Cadence Bank
Money Market Accounts
December 31, 2021

402	Hope 3 Program Sales	61.06	-	-	-	61.06
410	Child Support IVD Reimb.	153,635.80	4,212.50	-	9.24	157,857.54
415	Local Law Enf.Block Grant	57,141.96	-	-	3.40	57,145.36
440	Supervision	4,205,237.47	1,144,838.71	919,789.88	259.99	4,430,546.29
470	FBC Assist District #16	26,333.08	4,623.66	744.08	1.73	30,214.39
471	FBC Assist District #17	833.26	183.47	-	0.06	1,016.79
472	FBC Assist District #18	18,535.45	2,352.06	-	1.20	20,888.71
473	FBC Assist District #19	35,648.31	4,045.53	3,175.61	2.14	36,520.37
474	FBC Assist District #20	364,524.01	15,938.36	127,038.75	16.50	253,440.12
475	FBC Assist District #21	1,979.30	359.81	-	0.13	2,339.24
476	FBC Assist District #22	481,687.26	38,977.52	-	30.28	520,695.06
600/605	Debt Service Account	1,475,331.95	6,617,718.06	85,823.84	228.76	8,007,454.93
610	Drainage Debt Service	1,295,070.55	189,885.43	-	81.40	1,485,037.38
750	Mission Bend/Four Corners	380,818.93	-	-	22.64	380,841.57
756	2018 Facilities Bond Projects	1,381,063.17	2,000,000.00	1,002,454.65	109.67	2,378,718.19
762	2020 Mobility Projects	1,066,925.65	1,807,535.55	-	150.52	2,874,611.72
764	2020 Drainage Flood Projects	4,161,053.28	-	113,042.28	244.35	4,048,255.35
766	2020 Mobility - Tx Heritage Pkwy	3,104,184.77	-	920,133.75	157.00	2,184,208.02
768	2020A Tax Notes	4,759,217.76	-	-	282.95	4,759,500.71
771	2021 Tax Note Account	140,902.00	-	-	8.38	140,910.38
802	Sr. Lien Toll Rd Rev Bonds 2016	2,932,557.42	-	163,227.83	171.25	2,769,500.84
803	2021 FBC TRA Bond Projects	4,784,400.82	-	2,158,887.47	194.66	2,625,708.01
807	2021 Grand Pkwy Toll Rd Projects	3,768,924.00	-	2,650,984.58	143.60	1,118,083.02
810	Toll Road Operations	4,010,643.05	7,252,061.13	6,598,672.22	350.77	4,664,382.73
815	Grand Pkwy Toll Road Ops	2,165,303.05	5,256,604.82	3,429,081.16	295.85	3,993,122.56
990	County's Cares Act	6,272,826.46	6,337,293.54	10,661,770.08	194.16	1,948,544.08
TREA	Treasurer's Account	38,978.02	67,891,256.24	53,016,983.41	144.05	14,913,394.90
INVE	FBC Investment Account	-	7,535,466.49	7,535,466.49	-	-
850M	Boon-Chapman Medical	1,818,535.44	4,003,126.53	4,686,892.55	96.20	1,134,865.62
850D	Boon-Chapman Dental	1,170,647.32	0.12	95,659.82	67.56	1,075,055.18
882	Boon-Chapman 125	357,811.37	73,217.27	75,098.41	21.88	355,952.11
884	Fee Officer's Account	3,250,960.96	1,891,597.48	1,802,197.63	-	3,340,360.81
912	JP Credit Card Processing	20,737.88	239,102.90	229,690.93	3.22	30,153.07
908	EMS Credit Card Processing	10,276.16	26,870.49	15,084.82	1.23	22,063.06
DACC	D A Credit Card Processing	39,843.51	8,827.00	24,052.56	2.60	24,620.55

Cadence Bank
Money Market Accounts
December 31, 2021

PTCC	Public Transportation Credit Cards	1,129.17	6,879.64	5,945.91	0.08	2,062.98
CSCC	CSCD Credit Card	247,557.79	240,280.43	265,725.23	10.59	222,123.58
LBCC	Library Credit Card	596.71	4,372.47	3,587.77	0.06	1,381.47
JUCC	Juvenile Credit Card	144.93	3,803.30	1,638.78	0.08	2,309.53
SOCC	Sheriff Credit Card	23,005.95	42,277.40	26,678.35	1.39	38,606.39
TRCC	Toll Road Permit Credit Card	500.06	700.00	267.34	0.04	932.76
130	Assistant Dist Number 1	3,336,787.77	465,354.30	2,004,028.63	152.76	1,798,266.20
131	Assistant Dist Number 2	2,219,571.83	211,000.90	-	140.86	2,430,713.59
133	Assistant Dist Number 4	1,136,061.86	35,976.12	22,663.38	68.89	1,149,443.49
134	Assistant Dist Number 5	415,344.92	18,440.78	-	25.47	433,811.17
135	Assistant Dist Number 6	1,376,194.57	132,286.13	4,817.12	87.25	1,503,750.83
136	Assistant Dist Number 7	1,541,153.41	137,708.92	59,787.01	94.68	1,619,170.00
137	Assistant Dist Number 8	94,744.44	15,756.99	1,078.36	6.25	109,429.32
138	Assistant Dist Number 9	2,393,582.68	81,123.63	-	145.73	2,474,852.04
139	Assistant Dist Number 10	678,070.54	51,210.62	20,160.35	42.23	709,163.04
140	Assistant Dist Number 11	2,211,112.56	114,582.35	-	136.29	2,325,831.20
145	Emergency Svc Dist 100	2,917,904.32	818,238.78	1,700.00	189.09	3,734,632.19
CCCA	Non Fee Officer CC Clearing Acct	80,854.38	65,241.00	32,485.34	6.31	113,616.35
JPMT	Juror Payments	3,465.16	19,392.40	13,903.56	0.76	8,954.76
EPEC	Engineering Permitting E-Check	5,630.24	900.00	2,620.24	0.24	3,910.24
JE11	JP 1-1 E-Filing	1.07	6,107.25	6,108.32	0.07	0.07
JE12	JP 1-2 E-Filing	0.09	10,277.00	9,333.09	0.11	944.11
JE02	JP 2 E-Filing	126.23	18,645.50	15,382.73	0.23	3,389.23
JE03	JP 3 E-Filing	5.22	33,381.00	27,869.97	0.30	5,516.55
JE04	JP #4 E-Filing	0.21	14,828.75	13,398.71	0.16	1,430.41
	EMS Patient Acct Svcs ACH	0.17	542,073.59	506,947.97	0.42	35,126.21
	Change Fund Clearing Acct	(250.00)	174,541.94	174,291.94	-	-
DCJS	DC Jury Summons Postage	20,000.00	-	-	-	20,000.00
	Total	110,162,310.45	187,573,086.83	176,249,396.20	6,637.45	121,492,638.53