

Investment Report

Ft. Bend County

07/01/21 - 07/31/21


This report summarizes the investment position of Ft. Bend County for the period 07/01/21 to 07/31/21.

	06/30/21	07/31/21
Book Value	590,550,613.02	695,339,819.61
Market Value	590,550,613.02	695,339,819.61
Par Value	590,550,613.02	695,339,819.61
Change in Market Value		0.02
Weighted Average Maturity (in Days)	0	0
Weighted Average Yield-to-Maturity of Portfolio	0.1044%	0.0991%
Yield-to-Maturity of 90 Day T-Bill	0.0480%	0.0500%
Accrued Interest		0.00

This report is presented in accordance with the Texas Government Code Title 10 Section 2256.023. The below signed hereby certify that, to the best of their knowledge on the date this report was created, Ft. Bend County is in compliance with the provisions of Government Code 2256 and with the stated policies and strategies of Ft. Bend County.


Director of Finance & Investments

11/10/21
Date


County Treasurer

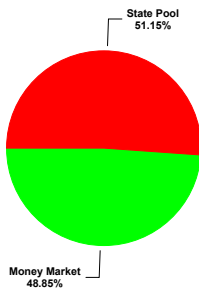
11/15/21
Date

Investment Report

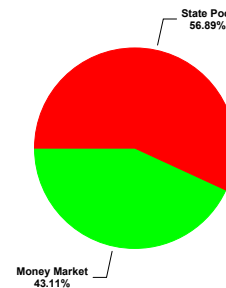
Ft. Bend County

07/01/21 - 07/31/21

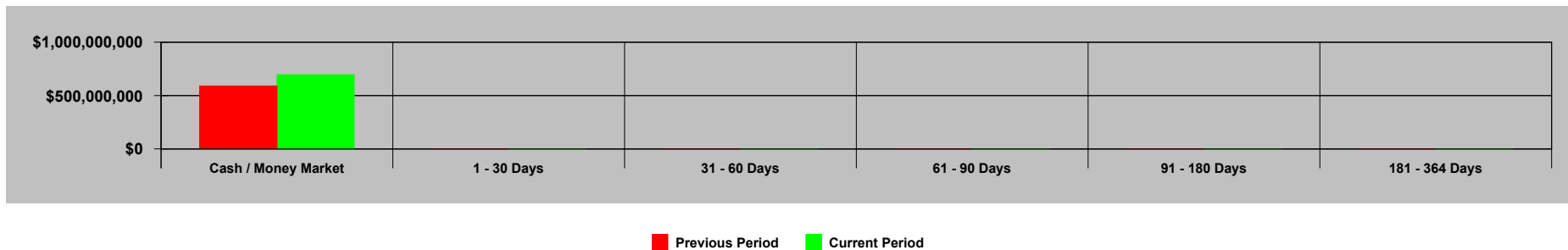
Portfolio Composition - 06/30/21



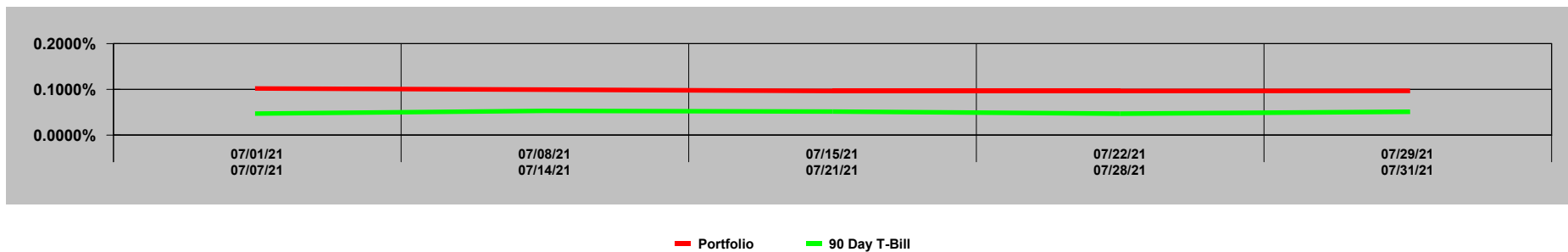
Portfolio Composition - 07/31/21



Maturity Aging - 06/30/21 vs 07/31/21



Portfolio Performance - 07/01/21 to 07/31/21



GASB 31 Compliance Ft. Bend County

Effective Interest - Actual Life
Receipts in Period
07/01/21 - 07/31/21

CUSIP	Invest Number	Security Description	Purchase Date	Sale Date	Valuation Method	Yield Earned	Price Source 07/01/21	Beginning Unit Price	Par Value On 07/01/21	Reported Value 07/01/21	Purchase Cost	Sales Proceeds	Ending Unit Price	Par Value On 07/31/21	Price Source 07/31/21	Reported Value 07/31/21	Change in Fair Value	Interest	Net Investment Income
MB02-MBIA General	AR-0015	State Pool	11/01/08	Open	Fair Value	0.0614	Manual	1.000000	131,039,707.81	131,039,707.81	0.00	9,993,500.81	1.000000	121,046,207.00	Manual	121,046,207.00	0.00	6,499.19	6,499.19
MB03-MBIA Road & Bridge	AR-0016	State Pool	11/01/08	Open	Fair Value	0.0615	Manual	1.000000	7,576,620.85	7,576,620.85	0.00	-395.64	1.000000	7,577,016.49	Manual	7,577,016.49	0.00	395.64	395.64
MB04-MBIA Drainage	AR-0017	State Pool	11/01/08	Open	Fair Value	0.0615	Manual	1.000000	6,291,336.38	6,291,336.38	0.00	-328.52	1.000000	6,291,664.90	Manual	6,291,664.90	0.00	328.52	328.52
MB06-MBIA Toll Rd. Operations	AR-0019	State Pool	11/01/08	Open	Fair Value	0.0616	Manual	1.000000	43,990,047.17	43,990,047.17	0.00	-7,002,537.25	1.000000	50,992,584.42	Manual	50,992,584.42	0.00	2,537.25	2,537.25
TT00-TX TERM General	AR-0022	State Pool	11/01/08	Open	Fair Value	0.0220	Manual	1.000000	1,071.80	1,071.80	0.00	-0.02	1.000000	1,071.82	Manual	1,071.82	0.00	0.02	0.02
TT02-TX TERM Toll Rd. Operation	AR-0024	State Pool	11/01/08	Open	Fair Value	0.0220	Manual	1.000000	1,070.58	1,070.58	0.00	-0.02	1.000000	1,070.60	Manual	1,070.60	0.00	0.02	0.02
TT04-TX TERM Road & Bridge	AR-0026	State Pool	11/01/08	Open	Fair Value	0.0220	Manual	1.000000	1,068.63	1,068.63	0.00	-0.02	1.000000	1,068.65	Manual	1,068.65	0.00	0.02	0.02
TT05-TX TERM Drainage	AR-0027	State Pool	11/01/08	Open	Fair Value	0.0664	Manual	1.000000	354.51	354.51	0.00	0.00	1.000000	354.52	Manual	354.52	0.01	0.01	0.02
LOG1-Logic- General	AR-0028	State Pool	11/10/08	Open	Fair Value	0.0518	Manual	1.000000	743,014.30	743,014.30	0.00	-32.69	1.000000	743,046.99	Manual	743,046.99	0.00	32.69	32.69
LOG2-Logic-Toll Rd.Operations	AR-0029	State Pool	11/10/08	Open	Fair Value	0.0518	Manual	1.000000	35,124,709.95	35,124,709.95	0.00	-1,545.60	1.000000	35,126,255.55	Manual	35,126,255.55	0.00	1,545.60	1,545.60
LOG5-Logic-Drainage	AR-0032	State Pool	11/10/08	Open	Fair Value	0.0518	Manual	1.000000	522,313.49	522,313.49	0.00	-22.99	1.000000	522,336.48	Manual	522,336.48	0.00	22.99	22.99
LOG8-Logic-Road & Bridge	AR-0035	State Pool	11/10/08	Open	Fair Value	0.0518	Manual	1.000000	2,523,562.09	2,523,562.09	0.00	-111.05	1.000000	2,523,673.14	Manual	2,523,673.14	0.00	111.05	111.05
MB12-MBIA ESD 100 AGREEMENT	AR-0041	State Pool	08/31/16	Open	Fair Value	0.0615	Manual	1.000000	1,990,414.40	1,990,414.40	0.00	-103.93	1.000000	1,990,518.33	Manual	1,990,518.33	0.00	103.93	103.93
MB13-MBIA ASSISTANCE DIST #1	AR-0042	State Pool	08/31/16	Open	Fair Value	0.0000	Manual	0.000000	0.00	0.00	0.00	0.00	0.000000	0.00	Manual	0.00	0.00	0.00	0.00
MB14-MBIA GR PARKWAY OPERATIONS	AR-0043	State Pool	08/31/16	Open	Fair Value	0.0617	Manual	1.000000	24,909,154.67	24,909,154.67	0.00	-10,001,643.87	1.000000	34,910,798.54	Manual	34,910,798.54	0.00	1,643.87	1,643.87
MB17 - SR LIEN BOND 2016	AR-0046	State Pool	12/09/16	Open	Fair Value	0.0615	Manual	1.000000	4,019,756.88	4,019,756.88	0.00	-209.90	1.000000	4,019,966.78	Manual	4,019,966.78	0.00	209.90	209.90
LO10-LOGIC-COUNTY'S CARE ACT	AR-0047	State Pool	05/12/20	Open	Fair Value	0.0237	Manual	1.000000	992.66	992.66	0.00	0.00	1.000000	992.67	Manual	992.67	0.01	0.01	0.02
MB18-MBIA COUNTY'S CARES ACT	AR-0048	State Pool	05/12/20	Open	Fair Value	0.0626	Manual	0.000000	0.00	0.00	0.00	-75,002,574.14	1.000000	75,002,574.14	Manual	75,002,574.14	0.00	2,574.14	2,574.14
MB19-MBIA FBC ASSIST. DIST. #2	AR-0049	State Pool	05/13/20	Open	Fair Value	0.0615	Manual	1.000000	2,506,409.98	2,506,409.98	0.00	-130.88	1.000000	2,506,540.86	Manual	2,506,540.86	0.00	130.88	130.88
MB20- MBIA FBC ASSIST. DIST. #4	AR-0050	State Pool	05/13/20	Open	Fair Value	0.0615	Manual	1.000000	1,253,204.97	1,253,204.97	0.00	-65.45	1.000000	1,253,270.42	Manual	1,253,270.42	0.00	65.45	65.45
MB21-MBIA FBC ASSIST. DIST. #6	AR-0051	State Pool	05/13/20	Open	Fair Value	0.0615	Manual	1.000000	2,005,127.96	2,005,127.96	0.00	-104.67	1.000000	2,005,232.63	Manual	2,005,232.63	0.00	104.67	104.67
MB23-MBIA JUVENILE	AR-0053	State Pool	05/13/20	Open	Fair Value	0.0615	Manual	1.000000	5,515,515.96	5,515,515.96	0.00	-288.01	1.000000	5,515,803.97	Manual	5,515,803.97	0.00	288.01	288.01
MB24-MBIA DEBT SERVICE	AR-0054	State Pool	05/13/20	Open	Fair Value	0.0619	Manual	1.000000	11,008,479.13	11,008,479.13	0.00	-10,000,918.05	1.000000	21,009,397.18	Manual	21,009,397.18	0.00	918.05	918.05
MB25-MBIA DRAINAGE DEBT SERVICE	AR-0055	State Pool	05/13/20	Open	Fair Value	0.0621	Manual	1.000000	1,002,563.99	1,002,563.99	0.00	-1,500,103.84	1.000000	2,502,667.83	Manual	2,502,667.83	0.00	103.84	103.84
MB26-FACILITIES BOND 2018	AR-0056	State Pool	05/13/20	Open	Fair Value	0.0615	Manual	1.000000	10,035,140.89	10,035,140.89	0.00	-523.99	1.000000	10,035,664.88	Manual	10,035,664.88	0.00	523.99	523.99
MB27-MBIA TX HERITAGE PARKWAY	AR-0057	State Pool	05/13/20	Open	Fair Value	0.0615	Manual	1.000000	10,007,422.05	10,007,422.05	0.00	-522.51	1.000000	10,007,944.56	Manual	10,007,944.56	0.00	522.51	522.51
Cadence-Money Market Accts	AR-0058	Money Market	01/31/21	Open	Fair Value	0.1453	Manual	1.000000	288,481,551.92	288,481,551.92	0.00	-11,270,544.34	1.000000	299,752,096.26	Manual	299,752,096.26	0.00	35,654.76	35,654.76
Investment Total						<u>0.0982</u>		<u>1.000000</u>	<u>590,550,613.02</u>	<u>590,550,613.02</u>	<u>0.00</u>	<u>-104,789,206.57</u>	<u>1.000000</u>	<u>695,339,819.61</u>		<u>695,339,819.61</u>	<u>0.02</u>	<u>54,317.01</u>	<u>54,317.03</u>

Portfolio Position

Ft. Bend County

Effective Interest - Actual Life
Receipts in Period
07/01/21 - 07/31/21

CUSIP	Invest Number	Security Description	Purchase Date	Call Date	Par Value On 07/01/21	Par Value On 07/31/21	Market Val On 07/01/21	Market Val On 07/31/21	Purchase Cost	Sales Proceeds	Original Princ/Cost	Amor Value On 07/01/21	Amor Value On 07/31/21
130 - Assistance Dist #1													
State Pool													
MB13-MBIA ASSISTANCE DIST #1	AR-0042	State Pool	08/31/16	Open	0.00	0.00	0.00	0.00	0.00	0.00	10,000,000.00	0.00	0.00
State Pool Total					0.00	0.00	0.00	0.00	0.00	0.00	10,000,000.00	0.00	0.00
130 - Assistance Dist #1 Total					0.00	0.00	0.00	0.00	0.00	0.00	10,000,000.00	0.00	0.00
145 - ESD 100 Agreement													
State Pool													
MB12-MBIA ESD 100 AGREEMENT	AR-0041	State Pool	08/31/16	Open	1,990,414.40	1,990,518.33	1,990,414.40	1,990,518.33	0.00	0.00	3,900,000.00	1,990,414.40	1,990,518.33
State Pool Total					1,990,414.40	1,990,518.33	1,990,414.40	1,990,518.33	0.00	0.00	3,900,000.00	1,990,414.40	1,990,518.33
145 - ESD 100 Agreement Total					1,990,414.40	1,990,518.33	1,990,414.40	1,990,518.33	0.00	0.00	3,900,000.00	1,990,414.40	1,990,518.33
810 - FBC Toll Road Operations													
State Pool													
TT02-TX TERM Toll Rd. Operation	AR-0024	State Pool	11/01/08	Open	0.00	0.00	0.00	0.00	0.00	0.00	0.00	0.00	0.00
State Pool Total					0.00	0.00	0.00	0.00	0.00	0.00	0.00	0.00	0.00
810 - FBC Toll Road Operations Total					0.00	0.00	0.00	0.00	0.00	0.00	0.00	0.00	0.00
815 - Grand Parkway Operations													
State Pool													
MB14-MBIA GR PARKWAY OPERATIONS	AR-0043	State Pool	08/31/16	Open	24,909,154.67	34,910,798.54	24,909,154.67	34,910,798.54	0.00	0.00	8,500,000.00	24,909,154.67	34,910,798.54
State Pool Total					24,909,154.67	34,910,798.54	24,909,154.67	34,910,798.54	0.00	0.00	8,500,000.00	24,909,154.67	34,910,798.54
815 - Grand Parkway Operations Total					24,909,154.67	34,910,798.54	24,909,154.67	34,910,798.54	0.00	0.00	8,500,000.00	24,909,154.67	34,910,798.54
LO10 - LOGIC COUNTYS CARES ACT													
State Pool													
LO10-LOGIC-COUNTY'S CARE ACT	AR-0047	State Pool	05/12/20	Open	992.66	992.67	992.66	992.67	0.00	0.00	67,000,000.00	992.66	992.67
State Pool Total					992.66	992.67	992.66	992.67	0.00	0.00	67,000,000.00	992.66	992.67
LO10 - LOGIC COUNTYS CARES ACT Total					992.66	992.67	992.66	992.67	0.00	0.00	67,000,000.00	992.66	992.67
LOG5 - LOGIC DRAINAGE													
State Pool													
LOG5-Logic-Drainage	AR-0032	State Pool	11/10/08	Open	522,313.49	522,336.48	522,313.49	522,336.48	0.00	0.00	500,000.00	522,313.49	522,336.48
State Pool Total					522,313.49	522,336.48	522,313.49	522,336.48	0.00	0.00	500,000.00	522,313.49	522,336.48
LOG5 - LOGIC DRAINAGE Total					522,313.49	522,336.48	522,313.49	522,336.48	0.00	0.00	500,000.00	522,313.49	522,336.48
LOG1 - LOGIC GENERAL													
State Pool													
LOG1-Logic-General	AR-0028	State Pool	11/10/08	Open	743,014.30	743,046.99	743,014.30	743,046.99	0.00	0.00	10,000,000.00	743,014.30	743,046.99
State Pool Total					743,014.30	743,046.99	743,014.30	743,046.99	0.00	0.00	10,000,000.00	743,014.30	743,046.99
LOG1 - LOGIC GENERAL Total					743,014.30	743,046.99	743,014.30	743,046.99	0.00	0.00	10,000,000.00	743,014.30	743,046.99
LOG8 - LOGIC ROAD & BRIDGE													
State Pool													
LOG8-Logic-Road & Bridge	AR-0035	State Pool	11/10/08	Open	2,523,562.09	2,523,673.14	2,523,562.09	2,523,673.14	0.00	0.00	1,000,000.00	2,523,562.09	2,523,673.14
State Pool Total					2,523,562.09	2,523,673.14	2,523,562.09	2,523,673.14	0.00	0.00	1,000,000.00	2,523,562.09	2,523,673.14
LOG8 - LOGIC ROAD & BRIDGE Total					2,523,562.09	2,523,673.14	2,523,562.09	2,523,673.14	0.00	0.00	1,000,000.00	2,523,562.09	2,523,673.14
LOG2 - LOGIC TOLL OPERATIONS													
State Pool													
LOG2-Logic-Toll Rd.Operations	AR-0029	State Pool	11/10/08	Open	35,124,709.95	35,126,255.55	35,124,709.95	35,126,255.55	0.00	0.00	2,000,000.00	35,124,709.95	35,126,255.55
State Pool Total					35,124,709.95	35,126,255.55	35,124,709.95	35,126,255.55	0.00	0.00	2,000,000.00	35,124,709.95	35,126,255.55
LOG2 - LOGIC TOLL OPERATIONS Total					35,124,709.95	35,126,255.55	35,124,709.95	35,126,255.55	0.00	0.00	2,000,000.00	35,124,709.95	35,126,255.55
MB21 - MBIA ASSIST DIST #6													
State Pool													
MB21-MBIA FBC ASSIST. DIST. #6	AR-0051	State Pool	05/13/20	Open	2,005,127.96	2,005,232.63	2,005,127.96	2,005,232.63	0.00	0.00	2,000,000.00	2,005,127.96	2,005,232.63
State Pool Total					2,005,127.96	2,005,232.63	2,005,127.96	2,005,232.63	0.00	0.00	2,000,000.00	2,005,127.96	2,005,232.63

Portfolio Position
Ft. Bend County
 Effective Interest - Actual Life
 Receipts in Period
 07/01/21 - 07/31/21

CUSIP	Invest Number	Security Description	Purchase Date	Call Date	Par Value On 07/01/21	Par Value On 07/31/21	Market Val On 07/01/21	Market Val On 07/31/21	Purchase Cost	Sales Proceeds	Original Princ/Cost	Amor Value On 07/01/21	Amor Value On 07/31/21
MB21 - MBIA ASSIST DIST #6 Total					<u>2,005,127.96</u>	<u>2,005,232.63</u>	<u>2,005,127.96</u>	<u>2,005,232.63</u>	<u>0.00</u>	<u>0.00</u>	<u>2,000,000.00</u>	<u>2,005,127.96</u>	<u>2,005,232.63</u>
MB18 - MBIA COUNTYS CARES ACT													
State Pool													
MB18-MBIA COUNTY'S CARES ACT	AR-0048	State Pool	05/12/20	Open	0.00	75,002,574.14	0.00	75,002,574.14	0.00	0.00	67,000,000.00	0.00	75,002,574.14
State Pool Total					<u>0.00</u>	<u>75,002,574.14</u>	<u>0.00</u>	<u>75,002,574.14</u>	<u>0.00</u>	<u>0.00</u>	<u>67,000,000.00</u>	<u>0.00</u>	<u>75,002,574.14</u>
MB18 - MBIA COUNTYS CARES ACT Total					<u>0.00</u>	<u>75,002,574.14</u>	<u>0.00</u>	<u>75,002,574.14</u>	<u>0.00</u>	<u>0.00</u>	<u>67,000,000.00</u>	<u>0.00</u>	<u>75,002,574.14</u>
MB24 - MBIA DEBT SERVICE													
State Pool													
MB24-MBIA DEBT SERVICE	AR-0054	State Pool	05/13/20	Open	11,008,479.13	21,009,397.18	11,008,479.13	21,009,397.18	0.00	0.00	21,000,000.00	11,008,479.13	21,009,397.18
State Pool Total					<u>11,008,479.13</u>	<u>21,009,397.18</u>	<u>11,008,479.13</u>	<u>21,009,397.18</u>	<u>0.00</u>	<u>0.00</u>	<u>21,000,000.00</u>	<u>11,008,479.13</u>	<u>21,009,397.18</u>
MB24 - MBIA DEBT SERVICE Total					<u>11,008,479.13</u>	<u>21,009,397.18</u>	<u>11,008,479.13</u>	<u>21,009,397.18</u>	<u>0.00</u>	<u>0.00</u>	<u>21,000,000.00</u>	<u>11,008,479.13</u>	<u>21,009,397.18</u>
MB04 - MBIA DRAINAGE													
State Pool													
MB04-MBIA Drainage	AR-0017	State Pool	11/01/08	Open	6,291,336.38	6,291,664.90	6,291,336.38	6,291,664.90	0.00	0.00	1,267,218.21	6,291,336.38	6,291,664.90
State Pool Total					<u>6,291,336.38</u>	<u>6,291,664.90</u>	<u>6,291,336.38</u>	<u>6,291,664.90</u>	<u>0.00</u>	<u>0.00</u>	<u>1,267,218.21</u>	<u>6,291,336.38</u>	<u>6,291,664.90</u>
MB04 - MBIA DRAINAGE Total					<u>6,291,336.38</u>	<u>6,291,664.90</u>	<u>6,291,336.38</u>	<u>6,291,664.90</u>	<u>0.00</u>	<u>0.00</u>	<u>1,267,218.21</u>	<u>6,291,336.38</u>	<u>6,291,664.90</u>
MB25 - MBIA DRAINAGE DEBT SERVICE													
State Pool													
MB25-MBIA DRAINAGE DEBT SERVICE	AR-0055	State Pool	05/13/20	Open	1,002,563.99	2,502,667.83	1,002,563.99	2,502,667.83	0.00	0.00	1,000,000.00	1,002,563.99	2,502,667.83
State Pool Total					<u>1,002,563.99</u>	<u>2,502,667.83</u>	<u>1,002,563.99</u>	<u>2,502,667.83</u>	<u>0.00</u>	<u>0.00</u>	<u>1,000,000.00</u>	<u>1,002,563.99</u>	<u>2,502,667.83</u>
MB25 - MBIA DRAINAGE DEBT SERVICE Total					<u>1,002,563.99</u>	<u>2,502,667.83</u>	<u>1,002,563.99</u>	<u>2,502,667.83</u>	<u>0.00</u>	<u>0.00</u>	<u>1,000,000.00</u>	<u>1,002,563.99</u>	<u>2,502,667.83</u>
MB26 - MBIA FACILITIES BOND 2018													
State Pool													
MB26-FACILITIES BOND 2018	AR-0056	State Pool	05/13/20	Open	10,035,140.89	10,035,664.88	10,035,140.89	10,035,664.88	0.00	0.00	14,000,000.00	10,035,140.89	10,035,664.88
State Pool Total					<u>10,035,140.89</u>	<u>10,035,664.88</u>	<u>10,035,140.89</u>	<u>10,035,664.88</u>	<u>0.00</u>	<u>0.00</u>	<u>14,000,000.00</u>	<u>10,035,140.89</u>	<u>10,035,664.88</u>
MB26 - MBIA FACILITIES BOND 2018 Total					<u>10,035,140.89</u>	<u>10,035,664.88</u>	<u>10,035,140.89</u>	<u>10,035,664.88</u>	<u>0.00</u>	<u>0.00</u>	<u>14,000,000.00</u>	<u>10,035,140.89</u>	<u>10,035,664.88</u>
MB19 - MBIA FBC ASSIST DIST #2													
State Pool													
MB19-MBIA FBC ASSIST. DIST. #2	AR-0049	State Pool	05/13/20	Open	2,506,409.98	2,506,540.86	2,506,409.98	2,506,540.86	0.00	0.00	2,500,000.00	2,506,409.98	2,506,540.86
State Pool Total					<u>2,506,409.98</u>	<u>2,506,540.86</u>	<u>2,506,409.98</u>	<u>2,506,540.86</u>	<u>0.00</u>	<u>0.00</u>	<u>2,500,000.00</u>	<u>2,506,409.98</u>	<u>2,506,540.86</u>
MB19 - MBIA FBC ASSIST DIST #2 Total					<u>2,506,409.98</u>	<u>2,506,540.86</u>	<u>2,506,409.98</u>	<u>2,506,540.86</u>	<u>0.00</u>	<u>0.00</u>	<u>2,500,000.00</u>	<u>2,506,409.98</u>	<u>2,506,540.86</u>
MB20 - MBIA FBC ASSIST DIST #4													
State Pool													
MB20-MBIA FBC ASSIST. DIST. #4	AR-0050	State Pool	05/13/20	Open	1,253,204.97	1,253,270.42	1,253,204.97	1,253,270.42	0.00	0.00	1,250,000.00	1,253,204.97	1,253,270.42
State Pool Total					<u>1,253,204.97</u>	<u>1,253,270.42</u>	<u>1,253,204.97</u>	<u>1,253,270.42</u>	<u>0.00</u>	<u>0.00</u>	<u>1,250,000.00</u>	<u>1,253,204.97</u>	<u>1,253,270.42</u>
MB20 - MBIA FBC ASSIST DIST #4 Total					<u>1,253,204.97</u>	<u>1,253,270.42</u>	<u>1,253,204.97</u>	<u>1,253,270.42</u>	<u>0.00</u>	<u>0.00</u>	<u>1,250,000.00</u>	<u>1,253,204.97</u>	<u>1,253,270.42</u>
MB02 - MBIA GENERAL													
State Pool													
MB02-MBIA General	AR-0015	State Pool	11/01/08	Open	131,039,707.81	121,046,207.00	131,039,707.81	121,046,207.00	0.00	0.00	17,374,917.83	131,039,707.81	121,046,207.00
State Pool Total					<u>131,039,707.81</u>	<u>121,046,207.00</u>	<u>131,039,707.81</u>	<u>121,046,207.00</u>	<u>0.00</u>	<u>0.00</u>	<u>17,374,917.83</u>	<u>131,039,707.81</u>	<u>121,046,207.00</u>
MB02 - MBIA GENERAL Total					<u>131,039,707.81</u>	<u>121,046,207.00</u>	<u>131,039,707.81</u>	<u>121,046,207.00</u>	<u>0.00</u>	<u>0.00</u>	<u>17,374,917.83</u>	<u>131,039,707.81</u>	<u>121,046,207.00</u>
MB23 - MBIA JUVENILE													
State Pool													
MB23-MBIA JUVENILE	AR-0053	State Pool	05/13/20	Open	5,515,515.96	5,515,803.97	5,515,515.96	5,515,803.97	0.00	0.00	8,000,000.00	5,515,515.96	5,515,803.97
State Pool Total					<u>5,515,515.96</u>	<u>5,515,803.97</u>	<u>5,515,515.96</u>	<u>5,515,803.97</u>	<u>0.00</u>	<u>0.00</u>	<u>8,000,000.00</u>	<u>5,515,515.96</u>	<u>5,515,803.97</u>
MB23 - MBIA JUVENILE Total					<u>5,515,515.96</u>	<u>5,515,803.97</u>	<u>5,515,515.96</u>	<u>5,515,803.97</u>	<u>0.00</u>	<u>0.00</u>	<u>8,000,000.00</u>	<u>5,515,515.96</u>	<u>5,515,803.97</u>
MB03 - MBIA ROAD & BRIDGE													
State Pool													
MB03-MBIA Road & Bridge	AR-0016	State Pool	11/01/08	Open	7,576,620.85	7,577,016.49	7,576,620.85	7,577,016.49	0.00	0.00	2,856,438.24	7,576,620.85	7,577,016.49

Portfolio Position

Ft. Bend County

Effective Interest - Actual Life
Receipts in Period
07/01/21 - 07/31/21

CUSIP	Invest Number	Security Description	Purchase Date	Call Date	Par Value On 07/01/21	Par Value On 07/31/21	Market Val On 07/01/21	Market Val On 07/31/21	Purchase Cost	Sales Proceeds	Original Princ/Cost	Amor Value On 07/01/21	Amor Value On 07/31/21
State Pool Total					<u>7,576,620.85</u>	<u>7,577,016.49</u>	<u>7,576,620.85</u>	<u>7,577,016.49</u>	<u>0.00</u>	<u>0.00</u>	<u>2,856,438.24</u>	<u>7,576,620.85</u>	<u>7,577,016.49</u>
MB03 - MBIA ROAD & BRIDGE Total					<u>7,576,620.85</u>	<u>7,577,016.49</u>	<u>7,576,620.85</u>	<u>7,577,016.49</u>	<u>0.00</u>	<u>0.00</u>	<u>2,856,438.24</u>	<u>7,576,620.85</u>	<u>7,577,016.49</u>
MB06 - MBIA TOLL RD OPERATIONS													
State Pool													
MB06-MBIA Toll Rd. Operations	AR-0019	State Pool	11/01/08	Open	43,990,047.17	50,992,584.42	43,990,047.17	50,992,584.42	0.00	0.00	3,143,377.27	43,990,047.17	50,992,584.42
State Pool Total					<u>43,990,047.17</u>	<u>50,992,584.42</u>	<u>43,990,047.17</u>	<u>50,992,584.42</u>	<u>0.00</u>	<u>0.00</u>	<u>3,143,377.27</u>	<u>43,990,047.17</u>	<u>50,992,584.42</u>
MB06 - MBIA TOLL RD OPERATIONS Total					<u>43,990,047.17</u>	<u>50,992,584.42</u>	<u>43,990,047.17</u>	<u>50,992,584.42</u>	<u>0.00</u>	<u>0.00</u>	<u>3,143,377.27</u>	<u>43,990,047.17</u>	<u>50,992,584.42</u>
MB27 - MBIA TX HERITAGE PARKWAY 2020													
State Pool													
MB27-MBIA TX HERITAGE PARKWAY	AR-0057	State Pool	05/13/20	Open	10,007,422.05	10,007,944.56	10,007,422.05	10,007,944.56	0.00	0.00	17,000,000.00	10,007,422.05	10,007,944.56
State Pool Total					<u>10,007,422.05</u>	<u>10,007,944.56</u>	<u>10,007,422.05</u>	<u>10,007,944.56</u>	<u>0.00</u>	<u>0.00</u>	<u>17,000,000.00</u>	<u>10,007,422.05</u>	<u>10,007,944.56</u>
MB27 - MBIA TX HERITAGE PARKWAY 2020 Total					<u>10,007,422.05</u>	<u>10,007,944.56</u>	<u>10,007,422.05</u>	<u>10,007,944.56</u>	<u>0.00</u>	<u>0.00</u>	<u>17,000,000.00</u>	<u>10,007,422.05</u>	<u>10,007,944.56</u>
802 - Sr Lien 2016													
State Pool													
MB17 - SR LIEN BOND 2016	AR-0046	State Pool	12/09/16	Open	4,019,756.88	4,019,966.78	4,019,756.88	4,019,966.78	0.00	0.00	35,000,000.00	4,019,756.88	4,019,966.78
State Pool Total					<u>4,019,756.88</u>	<u>4,019,966.78</u>	<u>4,019,756.88</u>	<u>4,019,966.78</u>	<u>0.00</u>	<u>0.00</u>	<u>35,000,000.00</u>	<u>4,019,756.88</u>	<u>4,019,966.78</u>
802 - Sr Lien 2016 Total					<u>4,019,756.88</u>	<u>4,019,966.78</u>	<u>4,019,756.88</u>	<u>4,019,966.78</u>	<u>0.00</u>	<u>0.00</u>	<u>35,000,000.00</u>	<u>4,019,756.88</u>	<u>4,019,966.78</u>
TT05 - TEXAS TERM DRAINAGE													
State Pool													
TT05-TX TERM Drainage	AR-0027	State Pool	11/01/08	Open	354.51	354.52	354.51	354.52	0.00	0.00	109,774.61	354.51	354.52
State Pool Total					<u>354.51</u>	<u>354.52</u>	<u>354.51</u>	<u>354.52</u>	<u>0.00</u>	<u>0.00</u>	<u>109,774.61</u>	<u>354.51</u>	<u>354.52</u>
TT05 - TEXAS TERM DRAINAGE Total					<u>354.51</u>	<u>354.52</u>	<u>354.51</u>	<u>354.52</u>	<u>0.00</u>	<u>0.00</u>	<u>109,774.61</u>	<u>354.51</u>	<u>354.52</u>
TT00 - TEXAS TERM GENERAL													
State Pool													
TT00-TX TERM General	AR-0022	State Pool	11/01/08	Open	1,071.80	1,071.82	1,071.80	1,071.82	0.00	0.00	10,006,437.87	1,071.80	1,071.82
State Pool Total					<u>1,071.80</u>	<u>1,071.82</u>	<u>1,071.80</u>	<u>1,071.82</u>	<u>0.00</u>	<u>0.00</u>	<u>10,006,437.87</u>	<u>1,071.80</u>	<u>1,071.82</u>
TT00 - TEXAS TERM GENERAL Total					<u>1,071.80</u>	<u>1,071.82</u>	<u>1,071.80</u>	<u>1,071.82</u>	<u>0.00</u>	<u>0.00</u>	<u>10,006,437.87</u>	<u>1,071.80</u>	<u>1,071.82</u>
TT04 - TEXAS TERM ROAD & BRIDGE													
State Pool													
TT04-TX TERM Road & Bridge	AR-0026	State Pool	11/01/08	Open	1,068.63	1,068.65	1,068.63	1,068.65	0.00	0.00	10,463.28	1,068.63	1,068.65
State Pool Total					<u>1,068.63</u>	<u>1,068.65</u>	<u>1,068.63</u>	<u>1,068.65</u>	<u>0.00</u>	<u>0.00</u>	<u>10,463.28</u>	<u>1,068.63</u>	<u>1,068.65</u>
TT04 - TEXAS TERM ROAD & BRIDGE Total					<u>1,068.63</u>	<u>1,068.65</u>	<u>1,068.63</u>	<u>1,068.65</u>	<u>0.00</u>	<u>0.00</u>	<u>10,463.28</u>	<u>1,068.63</u>	<u>1,068.65</u>
TT02 - TEXAS TERM TOLL OPERATIONS													
State Pool													
TT02-TX TERM Toll Rd. Operation	AR-0024	State Pool	11/01/08	Open	1,070.58	1,070.60	1,070.58	1,070.60	0.00	0.00	0.00	1,070.58	1,070.60
State Pool Total					<u>1,070.58</u>	<u>1,070.60</u>	<u>1,070.58</u>	<u>1,070.60</u>	<u>0.00</u>	<u>0.00</u>	<u>0.00</u>	<u>1,070.58</u>	<u>1,070.60</u>
TT02 - TEXAS TERM TOLL OPERATIONS Total					<u>1,070.58</u>	<u>1,070.60</u>	<u>1,070.58</u>	<u>1,070.60</u>	<u>0.00</u>	<u>0.00</u>	<u>0.00</u>	<u>1,070.58</u>	<u>1,070.60</u>
09 - Temporary Holding													
Money Market													
Cadence-Money Market Accts	AR-0058	Money Market	01/31/21	Open	288,481,551.92	299,752,096.26	288,481,551.92	299,752,096.26	0.00	0.00	210,194,488.52	288,481,551.92	299,752,096.26
Money Market Total					<u>288,481,551.92</u>	<u>299,752,096.26</u>	<u>288,481,551.92</u>	<u>299,752,096.26</u>	<u>0.00</u>	<u>0.00</u>	<u>210,194,488.52</u>	<u>288,481,551.92</u>	<u>299,752,096.26</u>
09 - Temporary Holding Total					<u>288,481,551.92</u>	<u>299,752,096.26</u>	<u>288,481,551.92</u>	<u>299,752,096.26</u>	<u>0.00</u>	<u>0.00</u>	<u>210,194,488.52</u>	<u>288,481,551.92</u>	<u>299,752,096.26</u>
Combined Port													
Money Market													
Cadence-Money Market Accts	AR-0058	Money Market	01/31/21	Open	288,481,551.92	299,752,096.26	288,481,551.92	299,752,096.26	0.00	0.00	210,194,488.52	288,481,551.92	299,752,096.26
Money Market Total					<u>288,481,551.92</u>	<u>299,752,096.26</u>	<u>288,481,551.92</u>	<u>299,752,096.26</u>	<u>0.00</u>	<u>0.00</u>	<u>210,194,488.52</u>	<u>288,481,551.92</u>	<u>299,752,096.26</u>
State Pool													
LO10-LOGIC-COUNTY'S CARE ACT	AR-0047	State Pool	05/12/20	Open	992.66	992.67	992.66	992.67	0.00	0.00	67,000,000.00	992.66	992.67
LOG1-Logic- General	AR-0028	State Pool	11/10/08	Open	743,014.30	743,046.99	743,014.30	743,046.99	0.00	0.00	10,000,000.00	743,014.30	743,046.99

Portfolio Position
Ft. Bend County
Effective Interest - Actual Life
Receipts in Period
07/01/21 - 07/31/21

CUSIP	Invest Number	Security Description	Purchase Date	Call Date	Par Value On 07/01/21	Par Value On 07/31/21	Market Val On 07/01/21	Market Val On 07/31/21	Purchase Cost	Sales Proceeds	Original Princ/Cost	Amor Value On 07/01/21	Amor Value On 07/31/21
LOG2-Logic-Toll Rd.Operations	AR-0029	State Pool	11/10/08	Open	35,124,709.95	35,126,255.55	35,124,709.95	35,126,255.55	0.00	0.00	2,000,000.00	35,124,709.95	35,126,255.55
LOG5-Logic-Drainage	AR-0032	State Pool	11/10/08	Open	522,313.49	522,336.48	522,313.49	522,336.48	0.00	0.00	500,000.00	522,313.49	522,336.48
LOG8-Logic-Road & Bridge	AR-0035	State Pool	11/10/08	Open	2,523,562.09	2,523,673.14	2,523,562.09	2,523,673.14	0.00	0.00	1,000,000.00	2,523,562.09	2,523,673.14
MB02-MBIA General	AR-0015	State Pool	11/01/08	Open	131,039,707.81	121,046,207.00	131,039,707.81	121,046,207.00	0.00	0.00	17,374,917.83	131,039,707.81	121,046,207.00
MB03-MBIA Road & Bridge	AR-0016	State Pool	11/01/08	Open	7,576,620.85	7,577,016.49	7,576,620.85	7,577,016.49	0.00	0.00	2,856,438.24	7,576,620.85	7,577,016.49
MB04-MBIA Drainage	AR-0017	State Pool	11/01/08	Open	6,291,336.38	6,291,664.90	6,291,336.38	6,291,664.90	0.00	0.00	1,267,218.21	6,291,336.38	6,291,664.90
MB06-MBIA Toll Rd. Operations	AR-0019	State Pool	11/01/08	Open	43,990,047.17	50,992,584.42	43,990,047.17	50,992,584.42	0.00	0.00	3,143,377.27	43,990,047.17	50,992,584.42
MB12-MBIA ESD 100 AGREEMENT	AR-0041	State Pool	08/31/16	Open	1,990,414.40	1,990,518.33	1,990,414.40	1,990,518.33	0.00	0.00	3,900,000.00	1,990,414.40	1,990,518.33
MB13-MBIA ASSISTANCE DIST #1	AR-0042	State Pool	08/31/16	Open	0.00	0.00	0.00	0.00	0.00	0.00	10,000,000.00	0.00	0.00
MB14-MBIA GR PARKWAY OPERATIONS	AR-0043	State Pool	08/31/16	Open	24,909,154.67	34,910,798.54	24,909,154.67	34,910,798.54	0.00	0.00	8,500,000.00	24,909,154.67	34,910,798.54
MB17 - SR LIEN BOND 2016	AR-0046	State Pool	12/09/16	Open	4,019,756.88	4,019,966.78	4,019,756.88	4,019,966.78	0.00	0.00	35,000,000.00	4,019,756.88	4,019,966.78
MB18-MBIA COUNTY'S CARES ACT	AR-0048	State Pool	05/12/20	Open	0.00	75,002,574.14	0.00	75,002,574.14	0.00	0.00	67,000,000.00	0.00	75,002,574.14
MB19-MBIA FBC ASSIST. DIST. #2	AR-0049	State Pool	05/13/20	Open	2,506,409.98	2,506,540.86	2,506,409.98	2,506,540.86	0.00	0.00	2,500,000.00	2,506,409.98	2,506,540.86
MB20- MBIA FBC ASSIST. DIST. #4	AR-0050	State Pool	05/13/20	Open	1,253,204.97	1,253,270.42	1,253,204.97	1,253,270.42	0.00	0.00	1,250,000.00	1,253,204.97	1,253,270.42
MB21-MBIA FBC ASSIST. DIST. #6	AR-0051	State Pool	05/13/20	Open	2,005,127.96	2,005,232.63	2,005,127.96	2,005,232.63	0.00	0.00	2,000,000.00	2,005,127.96	2,005,232.63
MB23-MBIA JUVENILE	AR-0053	State Pool	05/13/20	Open	5,515,515.96	5,515,803.97	5,515,515.96	5,515,803.97	0.00	0.00	8,000,000.00	5,515,515.96	5,515,803.97
MB24-MBIA DEBT SERVICE	AR-0054	State Pool	05/13/20	Open	11,008,479.13	21,009,397.18	11,008,479.13	21,009,397.18	0.00	0.00	21,000,000.00	11,008,479.13	21,009,397.18
MB25-MBIA DRAINAGE DEBT SERVICE	AR-0055	State Pool	05/13/20	Open	1,002,563.99	2,502,667.83	1,002,563.99	2,502,667.83	0.00	0.00	1,000,000.00	1,002,563.99	2,502,667.83
MB26-FACILITIES BOND 2018	AR-0056	State Pool	05/13/20	Open	10,035,140.89	10,035,664.88	10,035,140.89	10,035,664.88	0.00	0.00	14,000,000.00	10,035,140.89	10,035,664.88
MB27-MBIA TX HERITAGE PARKWAY	AR-0057	State Pool	05/13/20	Open	10,007,422.05	10,007,944.56	10,007,422.05	10,007,944.56	0.00	0.00	17,000,000.00	10,007,422.05	10,007,944.56
TT00-TX TERM General	AR-0022	State Pool	11/01/08	Open	1,071.80	1,071.82	1,071.80	1,071.82	0.00	0.00	10,006,437.87	1,071.80	1,071.82
TT02-TX TERM Toll Rd. Operation	AR-0024	State Pool	11/01/08	Open	1,070.58	1,070.60	1,070.58	1,070.60	0.00	0.00	0.00	1,070.58	1,070.60
TT04-TX TERM Road & Bridge	AR-0026	State Pool	11/01/08	Open	1,068.63	1,068.65	1,068.63	1,068.65	0.00	0.00	10,463.28	1,068.63	1,068.65
TT05-TX TERM Drainage	AR-0027	State Pool	11/01/08	Open	354.51	354.52	354.51	354.52	0.00	0.00	109,774.61	354.51	354.52
State Pool Total					302,069,061.10	395,587,723.35	302,069,061.10	395,587,723.35	0.00	0.00	306,418,627.31	302,069,061.10	395,587,723.35
Combined Port Total					590,550,613.02	695,339,819.61	590,550,613.02	695,339,819.61	0.00	0.00	516,613,115.83	590,550,613.02	695,339,819.61

Earnings and Yields Summary

Ft. Bend County

Effective Interest - Actual Life

Receipts in Period

07/01/21 - 07/31/21

8

Security Description	07/01/21 07/07/21	07/08/21 07/14/21	07/15/21 07/21/21	07/22/21 07/28/21	07/29/21 07/31/21	07/01/21 07/31/21
Combined Port						
Money Market	8,040.98	8,040.97	8,040.97	8,040.97	3,490.87	35,654.76
State Pool	<u>3,491.81</u>	<u>3,971.99</u>	<u>4,612.23</u>	<u>4,612.23</u>	<u>1,973.99</u>	<u>18,662.25</u>
Port Total	<u>11,532.79</u>	<u>12,012.96</u>	<u>12,653.20</u>	<u>12,653.20</u>	<u>5,464.86</u>	<u>54,317.01</u>
Combined Port						
Money Market	0.1453	0.1453	0.1453	0.1453	0.1453	0.1453
State Pool	<u>0.0603</u>	<u>0.0605</u>	<u>0.0608</u>	<u>0.0608</u>	<u>0.0607</u>	<u>0.0606</u>
Port Total	<u>0.1018</u>	<u>0.0993</u>	<u>0.0965</u>	<u>0.0965</u>	<u>0.0967</u>	<u>0.0982</u>

Maturity Aging
Ft. Bend County
 Effective Interest - Actual Life
 Receipts in Period
 07/31/21

CUSIP	Invest Number	Security Description	Purchase Date	Days to Maturity	Yield Matur	
Cash / Money Market						
	Cadence-Money Market Accts	AR-0058	Money Market	01/31/21	0	0.1500
	LO10-LOGIC-COUNTY'S CARE ACT	AR-0047	State Pool	05/12/20	0	0.0518
	LOG1-Logic- General	AR-0028	State Pool	11/10/08	0	0.0518
	LOG2-Logic-Toll Rd.Operations	AR-0029	State Pool	11/10/08	0	0.0518
	LOG5-Logic-Drainage	AR-0032	State Pool	11/10/08	0	0.0518
	LOG8-Logic-Road & Bridge	AR-0035	State Pool	11/10/08	0	0.0518
	MB02-MBIA General	AR-0015	State Pool	11/01/08	0	0.0615
	MB03-MBIA Road & Bridge	AR-0016	State Pool	11/01/08	0	0.0615
	MB04-MBIA Drainage	AR-0017	State Pool	11/01/08	0	0.0615
	MB06-MBIA Toll Rd. Operations	AR-0019	State Pool	11/01/08	0	0.0615
	MB12-MBIA ESD 100 AGREEMENT	AR-0041	State Pool	08/31/16	0	0.0615
	MB13-MBIA ASSISTANCE DIST #1	AR-0042	State Pool	08/31/16	0	0.2510
	MB14-MBIA GR PARKWAY OPERATIONS	AR-0043	State Pool	08/31/16	0	0.0615
	MB17 - SR LIEN BOND 2016	AR-0046	State Pool	12/09/16	0	0.0611
	MB18-MBIA COUNTY'S CARES ACT	AR-0048	State Pool	05/12/20	0	0.0615
	MB19-MBIA FBC ASSIST. DIST. #2	AR-0049	State Pool	05/13/20	0	0.0615
	MB20- MBIA FBC ASSIST. DIST. #4	AR-0050	State Pool	05/13/20	0	0.0615
	MB21-MBIA FBC ASSIST. DIST. #6	AR-0051	State Pool	05/13/20	0	0.0615
	MB23-MBIA JUVENILE	AR-0053	State Pool	05/13/20	0	0.0615
	MB24-MBIA DEBT SERVICE	AR-0054	State Pool	05/13/20	0	0.0615
	MB25-MBIA DRAINAGE DEBT SERVICE	AR-0055	State Pool	05/13/20	0	0.0611
	MB26-FACILITIES BOND 2018	AR-0056	State Pool	05/13/20	0	0.0615
	MB27-MBIA TX HERITAGE PARKWAY	AR-0057	State Pool	05/13/20	0	0.0615
	TT00-TX TERM General	AR-0022	State Pool	11/01/08	0	0.0200
	TT02-TX TERM Toll Rd. Operation	AR-0024	State Pool	11/01/08	0	0.0200
	TT04-TX TERM Road & Bridge	AR-0026	State Pool	11/01/08	0	0.0200
	TT05-TX TERM Drainage	AR-0027	State Pool	11/01/08	<u>0</u>	<u>0.0200</u>
Cash / Money Market Total				<u>0</u>	<u>0.0991</u>	
Investment Total				<u>0</u>	<u>0.0991</u>	

Activity Statement
Ft. Bend County
Effective Interest - Actual Life
Receipts in Period
07/01/21 - 07/31/21

10

Purchase Date	Sale Date	CUSIP	Invest Number	Security Description	Amor Value On 07/01/21	Changes In Principal	Purchase Cost	Sales Proceeds	Purchased Interest	Int/Div Rec In the Perd	Amor Value On 07/31/21
Money Market											
01/31/21	Open	Cadence-Money Market Accts	AR-0058	Money Market	<u>288,481,551.92</u>	<u>11,270,544.34</u>	<u>0.00</u>	<u>0.00</u>	<u>0.00</u>	<u>35,654.76</u>	<u>299,752,096.26</u>
Money Market Total					<u>288,481,551.92</u>	<u>11,270,544.34</u>	<u>0.00</u>	<u>0.00</u>	<u>0.00</u>	<u>35,654.76</u>	<u>299,752,096.26</u>
State Pool											
11/01/08	Open	MB02-MBIA General	AR-0015	State Pool	131,039,707.81	-9,993,500.81	0.00	0.00	0.00	6,499.19	121,046,207.00
11/01/08	Open	MB03-MBIA Road & Bridge	AR-0016	State Pool	7,576,620.85	395.64	0.00	0.00	0.00	395.64	7,577,016.49
11/01/08	Open	MB04-MBIA Drainage	AR-0017	State Pool	6,291,336.38	328.52	0.00	0.00	0.00	328.52	6,291,664.90
11/01/08	Open	MB06-MBIA Toll Rd. Operations	AR-0019	State Pool	43,990,047.17	7,002,537.25	0.00	0.00	0.00	2,537.25	50,992,584.42
11/01/08	Open	TT00-TX TERM General	AR-0022	State Pool	1,071.80	0.02	0.00	0.00	0.00	0.02	1,071.82
11/01/08	Open	TT02-TX TERM Toll Rd. Operation	AR-0024	State Pool	1,070.58	0.02	0.00	0.00	0.00	0.02	1,070.60
11/01/08	Open	TT04-TX TERM Road & Bridge	AR-0026	State Pool	1,068.63	0.02	0.00	0.00	0.00	0.02	1,068.65
11/01/08	Open	TT05-TX TERM Drainage	AR-0027	State Pool	354.51	0.01	0.00	0.00	0.00	0.01	354.52
11/10/08	Open	LOG1-Logic- General	AR-0028	State Pool	743,014.30	32.69	0.00	0.00	0.00	32.69	743,046.99
11/10/08	Open	LOG2-Logic-Toll Rd.Operations	AR-0029	State Pool	35,124,709.95	1,545.60	0.00	0.00	0.00	1,545.60	35,126,255.55
11/10/08	Open	LOG5-Logic-Drainage	AR-0032	State Pool	522,313.49	22.99	0.00	0.00	0.00	22.99	522,336.48
11/10/08	Open	LOG8-Logic-Road & Bridge	AR-0035	State Pool	2,523,562.09	111.05	0.00	0.00	0.00	111.05	2,523,673.14
08/31/16	Open	MB12-MBIA ESD 100 AGREEMENT	AR-0041	State Pool	1,990,414.40	103.93	0.00	0.00	0.00	103.93	1,990,518.33
08/31/16	Open	MB13-MBIA ASSISTANCE DIST #1	AR-0042	State Pool	0.00	0.00	0.00	0.00	0.00	0.00	0.00
08/31/16	Open	MB14-MBIA GR PARKWAY OPERATIONS	AR-0043	State Pool	24,909,154.67	10,001,643.87	0.00	0.00	0.00	1,643.87	34,910,798.54
12/09/16	Open	MB17 - SR LIEN BOND 2016	AR-0046	State Pool	4,019,756.88	209.90	0.00	0.00	0.00	209.90	4,019,966.78
05/12/20	Open	LO10-LOGIC-COUNTY'S CARE ACT	AR-0047	State Pool	992.66	0.01	0.00	0.00	0.00	0.01	992.67
05/12/20	Open	MB18-MBIA COUNTY'S CARES ACT	AR-0048	State Pool	0.00	75,002,574.14	0.00	0.00	0.00	2,574.14	75,002,574.14
05/13/20	Open	MB19-MBIA FBC ASSIST. DIST. #2	AR-0049	State Pool	2,506,409.98	130.88	0.00	0.00	0.00	130.88	2,506,540.86
05/13/20	Open	MB20- MBIA FBC ASSIST. DIST. #4	AR-0050	State Pool	1,253,204.97	65.45	0.00	0.00	0.00	65.45	1,253,270.42
05/13/20	Open	MB21-MBIA FBC ASSIST. DIST. #6	AR-0051	State Pool	2,005,127.96	104.67	0.00	0.00	0.00	104.67	2,005,232.63
05/13/20	Open	MB23-MBIA JUVENILE	AR-0053	State Pool	5,515,515.96	288.01	0.00	0.00	0.00	288.01	5,515,803.97
05/13/20	Open	MB24-MBIA DEBT SERVICE	AR-0054	State Pool	11,008,479.13	10,000,918.05	0.00	0.00	0.00	918.05	21,009,397.18
05/13/20	Open	MB25-MBIA DRAINAGE DEBT SERVICE	AR-0055	State Pool	1,002,563.99	1,500,103.84	0.00	0.00	0.00	103.84	2,502,667.83
05/13/20	Open	MB26-FACILITIES BOND 2018	AR-0056	State Pool	10,035,140.89	523.99	0.00	0.00	0.00	523.99	10,035,664.88
05/13/20	Open	MB27-MBIA TX HERITAGE PARKWAY	AR-0057	State Pool	10,007,422.05	522.51	0.00	0.00	0.00	522.51	10,007,944.56
State Pool Total					<u>302,069,061.10</u>	<u>93,518,662.25</u>	<u>0.00</u>	<u>0.00</u>	<u>0.00</u>	<u>18,662.25</u>	<u>395,587,723.35</u>
Investment Total					<u>590,550,613.02</u>	<u>104,789,206.59</u>	<u>0.00</u>	<u>0.00</u>	<u>0.00</u>	<u>54,317.01</u>	<u>695,339,819.61</u>

Interest Accrual
Ft. Bend County
Effective Interest - Actual Life
Receipts in Period
07/01/21 - 07/31/21

CUSIP	Invest Number	Security Description	Purchase Date	Sale Date	Yield Earned	Ending Par Val/Shares	Ending Amor Val/Cost	Purchased Interest	Int/Div Rec In the Perd	Int/Div Accrued In the Perd	PTD Purch Received	Int/Div Rec Purch/Date	Int/Div Accrued Purch/Date
09 - Temporary Holding													
Money Market													
Cadence-Money Market Accts	AR-0058	Money Market	01/31/21	Open	0.1453	299,752,096.26	299,752,096.26	0.00	35,654.76	0.00	0.00	231,354.19	0.00
Money Market Total					0.1453	299,752,096.26	299,752,096.26	0.00	35,654.76	0.00	0.00	231,354.19	0.00
09 - Temporary Holding Total					0.1453	299,752,096.26	299,752,096.26	0.00	35,654.76	0.00	0.00	231,354.19	0.00
130 - Assistance Dist #1													
State Pool													
MB13-MBIA ASSISTANCE DIST #1	AR-0042	State Pool	08/31/16	Open	0.0000	0.00	0.00	0.00	0.00	0.00	0.00	93,522.69	0.00
State Pool Total					0.0000	0.00	0.00	0.00	0.00	0.00	0.00	93,522.69	0.00
130 - Assistance Dist #1 Total					0.0000	0.00	0.00	0.00	0.00	0.00	0.00	93,522.69	0.00
145 - ESD 100 Agreement													
State Pool													
MB12-MBIA ESD 100 AGREEMENT	AR-0041	State Pool	08/31/16	Open	0.0615	1,990,518.33	1,990,518.33	0.00	103.93	0.00	0.00	88,959.57	0.00
State Pool Total					0.0615	1,990,518.33	1,990,518.33	0.00	103.93	0.00	0.00	88,959.57	0.00
145 - ESD 100 Agreement Total					0.0615	1,990,518.33	1,990,518.33	0.00	103.93	0.00	0.00	88,959.57	0.00
802 - Sr Lien 2016													
State Pool													
MB17 - SR LIEN BOND 2016	AR-0046	State Pool	12/09/16	Open	0.0615	4,019,966.78	4,019,966.78	0.00	209.90	0.00	0.00	170,707.82	0.00
State Pool Total					0.0615	4,019,966.78	4,019,966.78	0.00	209.90	0.00	0.00	170,707.82	0.00
802 - Sr Lien 2016 Total					0.0615	4,019,966.78	4,019,966.78	0.00	209.90	0.00	0.00	170,707.82	0.00
810 - FBC Toll Road Operations													
State Pool													
TT02-TX TERM Toll Rd. Operation	AR-0024	State Pool	11/01/08	Open	0.0000	0.00	0.00	0.00	0.00	0.00	0.00	0.00	0.00
State Pool Total					0.0000	0.00	0.00	0.00	0.00	0.00	0.00	0.00	0.00
810 - FBC Toll Road Operations Total					0.0000	0.00	0.00	0.00	0.00	0.00	0.00	0.00	0.00
815 - Grand Parkway Operations													
State Pool													
MB14-MBIA GR PARKWAY OPERATIONS	AR-0043	State Pool	08/31/16	Open	0.0617	34,910,798.54	34,910,798.54	0.00	1,643.87	0.00	0.00	410,793.06	0.00
State Pool Total					0.0617	34,910,798.54	34,910,798.54	0.00	1,643.87	0.00	0.00	410,793.06	0.00
815 - Grand Parkway Operations Total					0.0617	34,910,798.54	34,910,798.54	0.00	1,643.87	0.00	0.00	410,793.06	0.00
LO10 - LOGIC COUNTYS CARES ACT													
State Pool													
LO10-LOGIC-COUNTY'S CARE ACT	AR-0047	State Pool	05/12/20	Open	0.0119	992.67	992.67	0.00	0.01	0.00	0.00	146,992.67	0.00
State Pool Total					0.0119	992.67	992.67	0.00	0.01	0.00	0.00	146,992.67	0.00
LO10 - LOGIC COUNTYS CARES ACT Total					0.0119	992.67	992.67	0.00	0.01	0.00	0.00	146,992.67	0.00
LOG1 - LOGIC GENERAL													
State Pool													
LOG1-Logic- General	AR-0028	State Pool	11/10/08	Open	0.0518	743,046.99	743,046.99	0.00	32.69	0.00	0.00	813,479.97	0.00
State Pool Total					0.0518	743,046.99	743,046.99	0.00	32.69	0.00	0.00	813,479.97	0.00
LOG1 - LOGIC GENERAL Total					0.0518	743,046.99	743,046.99	0.00	32.69	0.00	0.00	813,479.97	0.00
LOG2 - LOGIC TOLL OPERATIONS													
State Pool													
LOG2-Logic-Toll Rd.Operations	AR-0029	State Pool	11/10/08	Open	0.0518	35,126,255.55	35,126,255.55	0.00	1,545.60	0.00	0.00	187,586.63	0.00
State Pool Total					0.0518	35,126,255.55	35,126,255.55	0.00	1,545.60	0.00	0.00	187,586.63	0.00
LOG2 - LOGIC TOLL OPERATIONS Total					0.0518	35,126,255.55	35,126,255.55	0.00	1,545.60	0.00	0.00	187,586.63	0.00
LOG5 - LOGIC DRAINAGE													

Interest Accrual
Ft. Bend County
Effective Interest - Actual Life
Receipts in Period
07/01/21 - 07/31/21

CUSIP	Invest Number	Security Description	Purchase Date	Sale Date	Yield Earned	Ending Par Val/Shares	Ending Amor Val/Cost	Purchased Interest	Int/Div Rec In the Perd	Int/Div Accrued In the Perd	PTD Purch Received	Int/Div Rec Purch/Date	Int/Div Accrued Purch/Date
State Pool													
LOG5-Logic-Drainage	AR-0032	State Pool	11/10/08	Open	<u>0.0518</u>	<u>522,336.48</u>	<u>522,336.48</u>	<u>0.00</u>	<u>22.99</u>	<u>0.00</u>	<u>0.00</u>	<u>24,580.25</u>	<u>0.00</u>
State Pool Total					<u>0.0518</u>	<u>522,336.48</u>	<u>522,336.48</u>	<u>0.00</u>	<u>22.99</u>	<u>0.00</u>	<u>0.00</u>	<u>24,580.25</u>	<u>0.00</u>
LOG5 - LOGIC DRAINAGE Total					<u>0.0518</u>	<u>522,336.48</u>	<u>522,336.48</u>	<u>0.00</u>	<u>22.99</u>	<u>0.00</u>	<u>0.00</u>	<u>24,580.25</u>	<u>0.00</u>
LOG8 - LOGIC ROAD & BRIDGE													
State Pool													
LOG8-Logic-Road & Bridge	AR-0035	State Pool	11/10/08	Open	<u>0.0518</u>	<u>2,523,673.14</u>	<u>2,523,673.14</u>	<u>0.00</u>	<u>111.05</u>	<u>0.00</u>	<u>0.00</u>	<u>29,160.66</u>	<u>0.00</u>
State Pool Total					<u>0.0518</u>	<u>2,523,673.14</u>	<u>2,523,673.14</u>	<u>0.00</u>	<u>111.05</u>	<u>0.00</u>	<u>0.00</u>	<u>29,160.66</u>	<u>0.00</u>
LOG8 - LOGIC ROAD & BRIDGE Total					<u>0.0518</u>	<u>2,523,673.14</u>	<u>2,523,673.14</u>	<u>0.00</u>	<u>111.05</u>	<u>0.00</u>	<u>0.00</u>	<u>29,160.66</u>	<u>0.00</u>
MB02 - MBIA GENERAL													
State Pool													
MB02-MBIA General	AR-0015	State Pool	11/01/08	Open	<u>0.0614</u>	<u>121,046,207.00</u>	<u>121,046,207.00</u>	<u>0.00</u>	<u>6,499.19</u>	<u>0.00</u>	<u>0.00</u>	<u>775,557.37</u>	<u>0.00</u>
State Pool Total					<u>0.0614</u>	<u>121,046,207.00</u>	<u>121,046,207.00</u>	<u>0.00</u>	<u>6,499.19</u>	<u>0.00</u>	<u>0.00</u>	<u>775,557.37</u>	<u>0.00</u>
MB02 - MBIA GENERAL Total					<u>0.0614</u>	<u>121,046,207.00</u>	<u>121,046,207.00</u>	<u>0.00</u>	<u>6,499.19</u>	<u>0.00</u>	<u>0.00</u>	<u>775,557.37</u>	<u>0.00</u>
MB03 - MBIA ROAD & BRIDGE													
State Pool													
MB03-MBIA Road & Bridge	AR-0016	State Pool	11/01/08	Open	<u>0.0615</u>	<u>7,577,016.49</u>	<u>7,577,016.49</u>	<u>0.00</u>	<u>395.64</u>	<u>0.00</u>	<u>0.00</u>	<u>117,755.64</u>	<u>0.00</u>
State Pool Total					<u>0.0615</u>	<u>7,577,016.49</u>	<u>7,577,016.49</u>	<u>0.00</u>	<u>395.64</u>	<u>0.00</u>	<u>0.00</u>	<u>117,755.64</u>	<u>0.00</u>
MB03 - MBIA ROAD & BRIDGE Total					<u>0.0615</u>	<u>7,577,016.49</u>	<u>7,577,016.49</u>	<u>0.00</u>	<u>395.64</u>	<u>0.00</u>	<u>0.00</u>	<u>117,755.64</u>	<u>0.00</u>
MB04 - MBIA DRAINAGE													
State Pool													
MB04-MBIA Drainage	AR-0017	State Pool	11/01/08	Open	<u>0.0615</u>	<u>6,291,664.90</u>	<u>6,291,664.90</u>	<u>0.00</u>	<u>328.52</u>	<u>0.00</u>	<u>0.00</u>	<u>146,957.30</u>	<u>2,620.73</u>
State Pool Total					<u>0.0615</u>	<u>6,291,664.90</u>	<u>6,291,664.90</u>	<u>0.00</u>	<u>328.52</u>	<u>0.00</u>	<u>0.00</u>	<u>146,957.30</u>	<u>2,620.73</u>
MB04 - MBIA DRAINAGE Total					<u>0.0615</u>	<u>6,291,664.90</u>	<u>6,291,664.90</u>	<u>0.00</u>	<u>328.52</u>	<u>0.00</u>	<u>0.00</u>	<u>146,957.30</u>	<u>2,620.73</u>
MB06 - MBIA TOLL RD OPERATIONS													
State Pool													
MB06-MBIA Toll Rd. Operations	AR-0019	State Pool	11/01/08	Open	<u>0.0616</u>	<u>50,992,584.42</u>	<u>50,992,584.42</u>	<u>0.00</u>	<u>2,537.25</u>	<u>0.00</u>	<u>0.00</u>	<u>679,750.86</u>	<u>38,363.64</u>
State Pool Total					<u>0.0616</u>	<u>50,992,584.42</u>	<u>50,992,584.42</u>	<u>0.00</u>	<u>2,537.25</u>	<u>0.00</u>	<u>0.00</u>	<u>679,750.86</u>	<u>38,363.64</u>
MB06 - MBIA TOLL RD OPERATIONS Total					<u>0.0616</u>	<u>50,992,584.42</u>	<u>50,992,584.42</u>	<u>0.00</u>	<u>2,537.25</u>	<u>0.00</u>	<u>0.00</u>	<u>679,750.86</u>	<u>38,363.64</u>
MB18 - MBIA COUNTYS CARES ACT													
State Pool													
MB18-MBIA COUNTY'S CARES ACT	AR-0048	State Pool	05/12/20	Open	<u>0.0626</u>	<u>75,002,574.14</u>	<u>75,002,574.14</u>	<u>0.00</u>	<u>2,574.14</u>	<u>0.00</u>	<u>0.00</u>	<u>104,493.60</u>	<u>0.00</u>
State Pool Total					<u>0.0626</u>	<u>75,002,574.14</u>	<u>75,002,574.14</u>	<u>0.00</u>	<u>2,574.14</u>	<u>0.00</u>	<u>0.00</u>	<u>104,493.60</u>	<u>0.00</u>
MB18 - MBIA COUNTYS CARES ACT Total					<u>0.0626</u>	<u>75,002,574.14</u>	<u>75,002,574.14</u>	<u>0.00</u>	<u>2,574.14</u>	<u>0.00</u>	<u>0.00</u>	<u>104,493.60</u>	<u>0.00</u>
MB19 - MBIA FBC ASSIST DIST #2													
State Pool													
MB19-MBIA FBC ASSIST. DIST. #2	AR-0049	State Pool	05/13/20	Open	<u>0.0615</u>	<u>2,506,540.86</u>	<u>2,506,540.86</u>	<u>0.00</u>	<u>130.88</u>	<u>0.00</u>	<u>0.00</u>	<u>6,540.86</u>	<u>0.00</u>
State Pool Total					<u>0.0615</u>	<u>2,506,540.86</u>	<u>2,506,540.86</u>	<u>0.00</u>	<u>130.88</u>	<u>0.00</u>	<u>0.00</u>	<u>6,540.86</u>	<u>0.00</u>
MB19 - MBIA FBC ASSIST DIST #2 Total					<u>0.0615</u>	<u>2,506,540.86</u>	<u>2,506,540.86</u>	<u>0.00</u>	<u>130.88</u>	<u>0.00</u>	<u>0.00</u>	<u>6,540.86</u>	<u>0.00</u>
MB20 - MBIA FBC ASSIST DIST #4													
State Pool													
MB20- MBIA FBC ASSIST. DIST. #4	AR-0050	State Pool	05/13/20	Open	<u>0.0615</u>	<u>1,253,270.42</u>	<u>1,253,270.42</u>	<u>0.00</u>	<u>65.45</u>	<u>0.00</u>	<u>0.00</u>	<u>3,270.42</u>	<u>0.00</u>
State Pool Total					<u>0.0615</u>	<u>1,253,270.42</u>	<u>1,253,270.42</u>	<u>0.00</u>	<u>65.45</u>	<u>0.00</u>	<u>0.00</u>	<u>3,270.42</u>	<u>0.00</u>
MB20 - MBIA FBC ASSIST DIST #4 Total					<u>0.0615</u>	<u>1,253,270.42</u>	<u>1,253,270.42</u>	<u>0.00</u>	<u>65.45</u>	<u>0.00</u>	<u>0.00</u>	<u>3,270.42</u>	<u>0.00</u>
MB21 - MBIA ASSIST DIST #6													
State Pool													

Interest Accrual
Ft. Bend County
Effective Interest - Actual Life
Receipts in Period
07/01/21 - 07/31/21

CUSIP	Invest Number	Security Description	Purchase Date	Sale Date	Yield Earned	Ending Par Val/Shares	Ending Amor Val/Cost	Purchased Interest	Int/Div Rec In the Perd	Int/Div Accrued In the Perd	PTD Purch Received	Int/Div Rec Purch/Date	Int/Div Accrued Purch/Date
MB21-MBIA FBC ASSIST. DIST. #6	AR-0051	State Pool	05/13/20	Open	0.0615	2,005,232.63	2,005,232.63	0.00	104.67	0.00	0.00	5,232.63	0.00
State Pool Total					0.0615	2,005,232.63	2,005,232.63	0.00	104.67	0.00	0.00	5,232.63	0.00
MB21 - MBIA ASSIST DIST #6 Total					0.0615	2,005,232.63	2,005,232.63	0.00	104.67	0.00	0.00	5,232.63	0.00
MB23 - MBIA JUVENILE													
State Pool													
MB23-MBIA JUVENILE	AR-0053	State Pool	05/13/20	Open	0.0615	5,515,803.97	5,515,803.97	0.00	288.01	0.00	0.00	15,803.97	0.00
State Pool Total					0.0615	5,515,803.97	5,515,803.97	0.00	288.01	0.00	0.00	15,803.97	0.00
MB23 - MBIA JUVENILE Total					0.0615	5,515,803.97	5,515,803.97	0.00	288.01	0.00	0.00	15,803.97	0.00
MB24 - MBIA DEBT SERVICE													
State Pool													
MB24-MBIA DEBT SERVICE	AR-0054	State Pool	05/13/20	Open	0.0619	21,009,397.18	21,009,397.18	0.00	918.05	0.00	0.00	41,119.94	0.00
State Pool Total					0.0619	21,009,397.18	21,009,397.18	0.00	918.05	0.00	0.00	41,119.94	0.00
MB24 - MBIA DEBT SERVICE Total					0.0619	21,009,397.18	21,009,397.18	0.00	918.05	0.00	0.00	41,119.94	0.00
MB25 - MBIA DRAINAGE DEBT SERVICE													
State Pool													
MB25-MBIA DRAINAGE DEBT SERVICE	AR-0055	State Pool	05/13/20	Open	0.0621	2,502,667.83	2,502,667.83	0.00	103.84	0.00	0.00	2,667.83	0.00
State Pool Total					0.0621	2,502,667.83	2,502,667.83	0.00	103.84	0.00	0.00	2,667.83	0.00
MB25 - MBIA DRAINAGE DEBT SERVICE Total					0.0621	2,502,667.83	2,502,667.83	0.00	103.84	0.00	0.00	2,667.83	0.00
MB26 - MBIA FACILITIES BOND 2018													
State Pool													
MB26-FACILITIES BOND 2018	AR-0056	State Pool	05/13/20	Open	0.0615	10,035,664.88	10,035,664.88	0.00	523.99	0.00	0.00	35,664.88	0.00
State Pool Total					0.0615	10,035,664.88	10,035,664.88	0.00	523.99	0.00	0.00	35,664.88	0.00
MB26 - MBIA FACILITIES BOND 2018 Total					0.0615	10,035,664.88	10,035,664.88	0.00	523.99	0.00	0.00	35,664.88	0.00
MB27 - MBIA TX HERITAGE PARKWAY 2020													
State Pool													
MB27-MBIA TX HERITAGE PARKWAY	AR-0057	State Pool	05/13/20	Open	0.0615	10,007,944.56	10,007,944.56	0.00	522.51	0.00	0.00	38,323.91	0.00
State Pool Total					0.0615	10,007,944.56	10,007,944.56	0.00	522.51	0.00	0.00	38,323.91	0.00
MB27 - MBIA TX HERITAGE PARKWAY 2020 Total					0.0615	10,007,944.56	10,007,944.56	0.00	522.51	0.00	0.00	38,323.91	0.00
TT00 - TEXAS TERM GENERAL													
State Pool													
TT00-TX TERM General	AR-0022	State Pool	11/01/08	Open	0.0220	1,071.82	1,071.82	0.00	0.02	0.00	0.00	21,456.59	0.00
State Pool Total					0.0220	1,071.82	1,071.82	0.00	0.02	0.00	0.00	21,456.59	0.00
TT00 - TEXAS TERM GENERAL Total					0.0220	1,071.82	1,071.82	0.00	0.02	0.00	0.00	21,456.59	0.00
TT02 - TEXAS TERM TOLL OPERATIONS													
State Pool													
TT02-TX TERM Toll Rd. Operation	AR-0024	State Pool	11/01/08	Open	0.0220	1,070.60	1,070.60	0.00	0.02	0.00	0.00	18,000.50	0.00
State Pool Total					0.0220	1,070.60	1,070.60	0.00	0.02	0.00	0.00	18,000.50	0.00
TT02 - TEXAS TERM TOLL OPERATIONS Total					0.0220	1,070.60	1,070.60	0.00	0.02	0.00	0.00	18,000.50	0.00
TT04 - TEXAS TERM ROAD & BRIDGE													
State Pool													
TT04-TX TERM Road & Bridge	AR-0026	State Pool	11/01/08	Open	0.0220	1,068.65	1,068.65	0.00	0.02	0.00	0.00	8,275.93	0.00
State Pool Total					0.0220	1,068.65	1,068.65	0.00	0.02	0.00	0.00	8,275.93	0.00
TT04 - TEXAS TERM ROAD & BRIDGE Total					0.0220	1,068.65	1,068.65	0.00	0.02	0.00	0.00	8,275.93	0.00
TT05 - TEXAS TERM DRAINAGE													
State Pool													
TT05-TX TERM Drainage	AR-0027	State Pool	11/01/08	Open	0.0332	354.52	354.52	0.00	0.01	0.00	0.00	5,033.79	0.00

Interest Accrual
Ft. Bend County
 Effective Interest - Actual Life
 Receipts in Period
 07/01/21 - 07/31/21

14

CUSIP	Invest Number	Security Description	Purchase Date	Sale Date	Yield Earned	Ending Par Val/Shares	Ending Amor Val/Cost	Purchased Interest	Int/Div Rec In the Perd	Int/Div Accrued In the Perd	PTD Purch Received	Int/Div Rec Purch/Date	Int/Div Accrued Purch/Date
State Pool Total					<u>0.0332</u>	<u>354.52</u>	<u>354.52</u>	<u>0.00</u>	<u>0.01</u>	<u>0.00</u>	<u>0.00</u>	<u>5,033.79</u>	<u>0.00</u>
TT05 - TEXAS TERM DRAINAGE Total					<u>0.0332</u>	<u>354.52</u>	<u>354.52</u>	<u>0.00</u>	<u>0.01</u>	<u>0.00</u>	<u>0.00</u>	<u>5,033.79</u>	<u>0.00</u>

Premium/Discount Amortization

Ft. Bend County

Effective Interest - Actual Life
Receipts in Period
07/01/21 - 07/31/21

CUSIP	Invest Number	Security Description	Purchase Date	Amortiz Date	Yield Earned	Beginning Par Val/Shares	Beginning Unamor Val/Cost	Premium Discount	Ending Par Val/Shares	Ending Amor Val/Cost	Unamor Prem/Dscnt	Amortization In the Perd	Amortization Purch/Date
Money Market													
Cadence-Money Market Accts	AR-0058	Money Market	01/31/21	Open	0.1453	288,481,551.92	288,481,551.92	0.00	299,752,096.26	299,752,096.26	0.00	0.00	0.00
Money Market Total					0.1453	288,481,551.92	288,481,551.92	0.00	299,752,096.26	299,752,096.26	0.00	0.00	0.00
State Pool													
MB02-MBIA General	AR-0015	State Pool	11/01/08	Open	0.0614	131,039,707.81	131,039,707.81	0.00	121,046,207.00	121,046,207.00	0.00	0.00	0.00
MB03-MBIA Road & Bridge	AR-0016	State Pool	11/01/08	Open	0.0615	7,576,620.85	7,576,620.85	0.00	7,577,016.49	7,577,016.49	0.00	0.00	0.00
MB04-MBIA Drainage	AR-0017	State Pool	11/01/08	Open	0.0615	6,291,336.38	6,291,336.38	0.00	6,291,664.90	6,291,664.90	0.00	0.00	0.00
MB06-MBIA Toll Rd. Operations	AR-0019	State Pool	11/01/08	Open	0.0616	43,990,047.17	43,990,047.17	0.00	50,992,584.42	50,992,584.42	0.00	0.00	0.00
TT00-TX TERM General	AR-0022	State Pool	11/01/08	Open	0.0220	1,071.80	1,071.80	0.00	1,071.82	1,071.82	0.00	0.00	0.00
TT02-TX TERM Toll Rd. Operation	AR-0024	State Pool	11/01/08	Open	0.0220	1,070.58	1,070.58	0.00	1,070.60	1,070.60	0.00	0.00	0.00
TT04-TX TERM Road & Bridge	AR-0026	State Pool	11/01/08	Open	0.0220	1,068.63	1,068.63	0.00	1,068.65	1,068.65	0.00	0.00	0.00
TT05-TX TERM Drainage	AR-0027	State Pool	11/01/08	Open	0.0332	354.51	354.51	0.00	354.52	354.52	0.00	0.00	0.00
LOG1-Logic- General	AR-0028	State Pool	11/10/08	Open	0.0518	743,014.30	743,014.30	0.00	743,046.99	743,046.99	0.00	0.00	0.00
LOG2-Logic-Toll Rd. Operations	AR-0029	State Pool	11/10/08	Open	0.0518	35,124,709.95	35,124,709.95	0.00	35,126,255.55	35,126,255.55	0.00	0.00	0.00
LOG5-Logic-Drainage	AR-0032	State Pool	11/10/08	Open	0.0518	522,313.49	522,313.49	0.00	522,336.48	522,336.48	0.00	0.00	0.00
LOG8-Logic-Road & Bridge	AR-0035	State Pool	11/10/08	Open	0.0518	2,523,562.09	2,523,562.09	0.00	2,523,673.14	2,523,673.14	0.00	0.00	0.00
MB12-MBIA ESD 100 AGREEMENT	AR-0041	State Pool	08/31/16	Open	0.0615	1,990,414.40	1,990,414.40	0.00	1,990,518.33	1,990,518.33	0.00	0.00	0.00
MB13-MBIA ASSISTANCE DIST #1	AR-0042	State Pool	08/31/16	Open	0.0000	0.00	0.00	0.00	0.00	0.00	0.00	0.00	0.00
MB14-MBIA GR PARKWAY OPERATIONS	AR-0043	State Pool	08/31/16	Open	0.0617	24,909,154.67	24,909,154.67	0.00	34,910,798.54	34,910,798.54	0.00	0.00	0.00
MB17 - SR LIEN BOND 2016	AR-0046	State Pool	12/09/16	Open	0.0615	4,019,756.88	4,019,756.88	0.00	4,019,966.78	4,019,966.78	0.00	0.00	0.00
LO10-LOGIC-COUNTY'S CARE ACT	AR-0047	State Pool	05/12/20	Open	0.0119	992.66	992.66	0.00	992.67	992.67	0.00	0.00	0.00
MB18-MBIA COUNTY'S CARES ACT	AR-0048	State Pool	05/12/20	Open	0.0626	0.00	0.00	0.00	75,002,574.14	75,002,574.14	0.00	0.00	0.00
MB19-MBIA FBC ASSIST. DIST. #2	AR-0049	State Pool	05/13/20	Open	0.0615	2,506,409.98	2,506,409.98	0.00	2,506,540.86	2,506,540.86	0.00	0.00	0.00
MB20- MBIA FBC ASSIST. DIST. #4	AR-0050	State Pool	05/13/20	Open	0.0615	1,253,204.97	1,253,204.97	0.00	1,253,270.42	1,253,270.42	0.00	0.00	0.00
MB21-MBIA FBC ASSIST. DIST. #6	AR-0051	State Pool	05/13/20	Open	0.0615	2,005,127.96	2,005,127.96	0.00	2,005,232.63	2,005,232.63	0.00	0.00	0.00
MB23-MBIA JUVENILE	AR-0053	State Pool	05/13/20	Open	0.0615	5,515,515.96	5,515,515.96	0.00	5,515,803.97	5,515,803.97	0.00	0.00	0.00
MB24-MBIA DEBT SERVICE	AR-0054	State Pool	05/13/20	Open	0.0619	11,008,479.13	11,008,479.13	0.00	21,009,397.18	21,009,397.18	0.00	0.00	0.00
MB25-MBIA DRAINAGE DEBT SERVICE	AR-0055	State Pool	05/13/20	Open	0.0621	1,002,563.99	1,002,563.99	0.00	2,502,667.83	2,502,667.83	0.00	0.00	0.00
MB26-FACILITIES BOND 2018	AR-0056	State Pool	05/13/20	Open	0.0615	10,035,140.89	10,035,140.89	0.00	10,035,664.88	10,035,664.88	0.00	0.00	0.00
MB27-MBIA TX HERITAGE PARKWAY	AR-0057	State Pool	05/13/20	Open	0.0615	10,007,422.05	10,007,422.05	0.00	10,007,944.56	10,007,944.56	0.00	0.00	0.00
State Pool Total					0.0606	302,069,061.10	302,069,061.10	0.00	395,587,723.35	395,587,723.35	0.00	0.00	0.00
Investment Total					0.0982	590,550,613.02	590,550,613.02	0.00	695,339,819.61	695,339,819.61	0.00	0.00	0.00

Open Investments

Ft. Bend County

Effective Interest - Actual Life
Receipts in Period
07/31/21

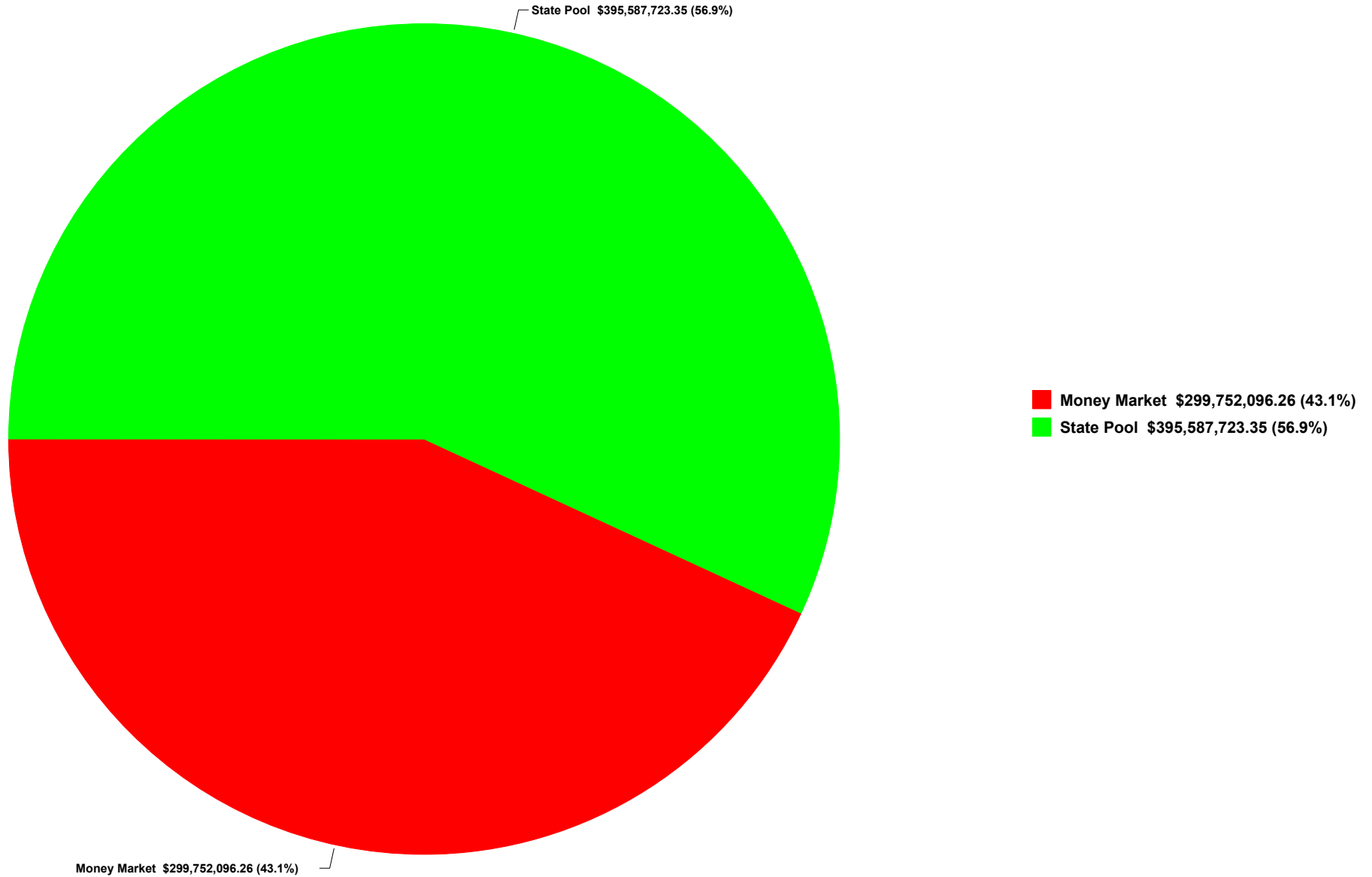
CUSIP	Invest Number	Security Description	Invest Class	Purchase Date	Call Date	Purchase Institut	SafeKeep Institut	Issuing Institut	Yield Matur	Yield Call	Original Unit Cost	Original Par Val/Shares	Original Princ/Cost	Orig Prem Discount	Ending Unit Price	Ending Par Val/Shares	Ending Amor Val/Cost	Ending Prem/Dscnt
Money Market																		
Cadence-Money Market Accts																		
	AR-0058	Money Market		01/31/21	Open	101	None	101	0.1500	0.1500	1.000000	210,194,488.52	210,194,488.52	0.00	1.000000	299,752,096.26	299,752,096.26	0.00
Money Market Total																		
									0.1500	0.1500	1.000000	210,194,488.52	210,194,488.52	0.00	1.000000	299,752,096.26	299,752,096.26	0.00
State Pool																		
MB02-MBIA General																		
	AR-0015	State Pool		11/01/08	Open	2000	None	2000	0.0615	0.0615	1.000000	17,374,917.83	17,374,917.83	0.00	1.000000	121,046,207.00	121,046,207.00	0.00
MB03-MBIA Road & Bridge																		
	AR-0016	State Pool		11/01/08	Open	2000	None	2000	0.0615	0.0615	1.000000	2,856,438.24	2,856,438.24	0.00	1.000000	7,577,016.49	7,577,016.49	0.00
MB04-MBIA Drainage																		
	AR-0017	State Pool		11/01/08	Open	2000	None	2000	0.0615	0.0615	1.000000	1,267,218.21	1,267,218.21	0.00	1.000000	6,291,664.90	6,291,664.90	0.00
MB06-MBIA Toll Rd. Operations																		
	AR-0019	State Pool		11/01/08	Open	2000	None	2000	0.0615	0.0615	1.000000	3,143,377.27	3,143,377.27	0.00	1.000000	50,992,584.42	50,992,584.42	0.00
TT00-TX TERM General																		
	AR-0022	State Pool		11/01/08	Open	2005	None	2005	0.0200	0.0200	1.000000	10,006,437.87	10,006,437.87	0.00	1.000000	1,071.82	1,071.82	0.00
TT02-TX TERM Toll Rd. Operation																		
	AR-0024	State Pool		11/01/08	Open	2005	None	2005	0.0200	0.0200	0.000000	0.00	0.00	0.00	1.000000	1,070.60	1,070.60	0.00
TT04-TX TERM Road & Bridge																		
	AR-0026	State Pool		11/01/08	Open	2005	None	2005	0.0200	0.0200	1.000000	10,463.28	10,463.28	0.00	1.000000	1,068.65	1,068.65	0.00
TT05-TX TERM Drainage																		
	AR-0027	State Pool		11/01/08	Open	2005	None	2005	0.0200	0.0200	1.000000	109,774.61	109,774.61	0.00	1.000000	354.52	354.52	0.00
LOG1-Logic- General																		
	AR-0028	State Pool		11/10/08	Open	200	None	200	0.0518	0.0518	1.000000	10,000,000.00	10,000,000.00	0.00	1.000000	743,046.99	743,046.99	0.00
LOG2-Logic-Toll Rd.Operations																		
	AR-0029	State Pool		11/10/08	Open	200	None	200	0.0518	0.0518	1.000000	2,000,000.00	2,000,000.00	0.00	1.000000	35,126,255.55	35,126,255.55	0.00
LOG5-Logic-Drainage																		
	AR-0032	State Pool		11/10/08	Open	200	None	200	0.0518	0.0518	1.000000	500,000.00	500,000.00	0.00	1.000000	522,336.48	522,336.48	0.00
LOG8-Logic-Road & Bridge																		
	AR-0035	State Pool		11/10/08	Open	200	None	200	0.0518	0.0518	1.000000	1,000,000.00	1,000,000.00	0.00	1.000000	2,523,673.14	2,523,673.14	0.00
MB12-MBIA ESD 100 AGREEMENT																		
	AR-0041	State Pool		08/31/16	Open	2000	None	2000	0.0615	0.0615	1.000000	3,900,000.00	3,900,000.00	0.00	1.000000	1,990,518.33	1,990,518.33	0.00
MB13-MBIA ASSISTANCE DIST #1																		
	AR-0042	State Pool		08/31/16	Open	2000	None	2000	0.2510	0.2510	1.000000	10,000,000.00	10,000,000.00	0.00	0.000000	0.00	0.00	0.00
MB14-MBIA GR PARKWAY OPERATIONS																		
	AR-0043	State Pool		08/31/16	Open	2000	None	2000	0.0615	0.0615	1.000000	8,500,000.00	8,500,000.00	0.00	1.000000	34,910,798.54	34,910,798.54	0.00
MB17 - SR LIEN BOND 2016																		
	AR-0046	State Pool		12/09/16	Open	2000	None	2000	0.0611	0.0611	1.000000	35,000,000.00	35,000,000.00	0.00	1.000000	4,019,966.78	4,019,966.78	0.00
LO10-LOGIC-COUNTY'S CARE ACT																		
	AR-0047	State Pool		05/12/20	Open	200	None	200	0.0518	0.0518	1.000000	67,000,000.00	67,000,000.00	0.00	1.000000	992.67	992.67	0.00
MB18-MBIA COUNTY'S CARES ACT																		
	AR-0048	State Pool		05/12/20	Open	2000	None	2000	0.0615	0.0615	1.000000	67,000,000.00	67,000,000.00	0.00	1.000000	75,002,574.14	75,002,574.14	0.00
MB19-MBIA FBC ASSIST. DIST. #2																		
	AR-0049	State Pool		05/13/20	Open	2000	None	2000	0.0615	0.0615	1.000000	2,500,000.00	2,500,000.00	0.00	1.000000	2,506,540.86	2,506,540.86	0.00
MB20- MBIA FBC ASSIST. DIST. #4																		
	AR-0050	State Pool		05/13/20	Open	2000	None	2000	0.0615	0.0615	1.000000	1,250,000.00	1,250,000.00	0.00	1.000000	1,253,270.42	1,253,270.42	0.00
MB21-MBIA FBC ASSIST. DIST. #6																		
	AR-0051	State Pool		05/13/20	Open	2000	None	2000	0.0615	0.0615	1.000000	2,000,000.00	2,000,000.00	0.00	1.000000	2,005,232.63	2,005,232.63	0.00
MB23-MBIA JUVENILE																		
	AR-0053	State Pool		05/13/20	Open	2000	None	2000	0.0615	0.0615	1.000000	8,000,000.00	8,000,000.00	0.00	1.000000	5,515,803.97	5,515,803.97	0.00
MB24-MBIA DEBT SERVICE																		
	AR-0054	State Pool		05/13/20	Open	2000	None	2000	0.0615	0.0615	1.000000	21,000,000.00	21,000,000.00	0.00	1.000000	21,009,397.18	21,009,397.18	0.00
MB25-MBIA DRAINAGE DEBT SERVICE																		
	AR-0055	State Pool		05/13/20	Open	2000	None	2000	0.0611	0.0611	1.000000	1,000,000.00	1,000,000.00	0.00	1.000000	2,502,667.83	2,502,667.83	0.00
MB26-FACILITIES BOND 2018																		
	AR-0056	State Pool		05/13/20	Open	2000	None	2000	0.0615	0.0615	1.000000	14,000,000.00	14,000,000.00	0.00	1.000000	10,035,664.88	10,035,664.88	0.00
MB27-MBIA TX HERITAGE PARKWAY																		
	AR-0057	State Pool		05/13/20	Open	2000	None	2000	0.0615	0.0615	1.000000	17,000,000.00	17,000,000.00	0.00	1.000000	10,007,944.56	10,007,944.56	0.00
State Pool Total																		
									0.0605	0.0605	1.000000	306,418,627.31	306,418,627.31	0.00	1.000000	395,587,723.35	395,587,723.35	0.00
Investment Total																		
									0.0991	0.0991	1.000000	516,613,115.83	516,613,115.83	0.00	1.000000	695,339,819.61	695,339,819.61	0.00

Open Investments

Ft. Bend County

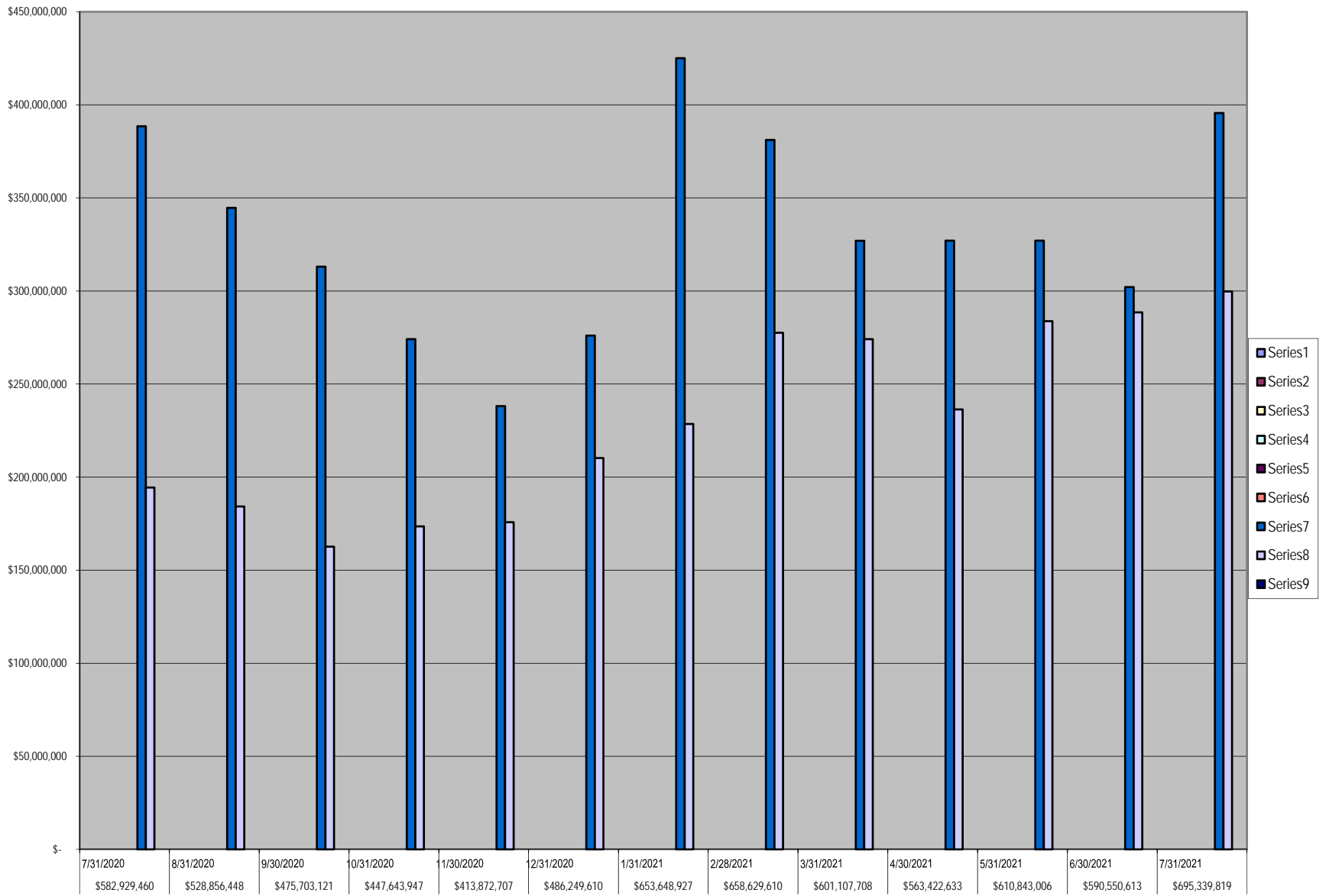
Effective Interest - Actual Life
Receipts in Period
07/31/21

Showing Ending Par Val/Shares: \$695,339,819.61



FBC INVESTMENT TRAILING 12 MONTHS

Open		FARMERS													
Investments		MAC DN	FFCB	FHLB	FHLMC	FNMA	FNMA	DISCOUNT	NOTE	State Pool	Prosperity	Prosperity -			
\$ 582,929,460	7/31/2020	\$ -	\$ -	\$ -	\$ -	\$ -	\$ -	\$ -	\$ -	\$ 388,541,826	\$ 194,387,634	\$ -			
\$ 528,856,448	8/31/2020	\$ -	\$ -	\$ -	\$ -	\$ -	\$ -	\$ -	\$ -	\$ 344,641,682	\$ 184,214,766	\$ -			
\$ 475,703,121	9/30/2020	\$ -	\$ -	\$ -	\$ -	\$ -	\$ -	\$ -	\$ -	\$ 313,084,724	\$ 162,618,397	\$ -			
\$ 447,643,947	10/31/2020	\$ -	\$ -	\$ -	\$ -	\$ -	\$ -	\$ -	\$ -	\$ 274,128,242	\$ 173,515,705	\$ -			
\$ 413,872,707	11/30/2020	\$ -	\$ -	\$ -	\$ -	\$ -	\$ -	\$ -	\$ -	\$ 238,129,414	\$ 175,743,293	\$ -			
\$ 486,249,610	12/31/2020	\$ -	\$ -	\$ -	\$ -	\$ -	\$ -	\$ -	\$ -	\$ 276,055,122	\$ 210,194,488	\$ -			
\$ 653,648,927	1/31/2021	\$ -	\$ -	\$ -	\$ -	\$ -	\$ -	\$ -	\$ -	\$ 425,089,250	\$ 228,559,677	\$ -			
\$ 658,629,610	2/28/2021	\$ -	\$ -	\$ -	\$ -	\$ -	\$ -	\$ -	\$ -	\$ 381,123,831	\$ 277,505,779	\$ -			
\$ 601,107,708	3/31/2021	\$ -	\$ -	\$ -	\$ -	\$ -	\$ -	\$ -	\$ -	\$ 327,009,281	\$ 274,098,427	\$ -			
\$ 563,422,633	4/30/2021	\$ -	\$ -	\$ -	\$ -	\$ -	\$ -	\$ -	\$ -	\$ 327,031,885	\$ 236,390,748	\$ -			
\$ 610,843,006	5/31/2021	\$ -	\$ -	\$ -	\$ -	\$ -	\$ -	\$ -	\$ -	\$ 327,053,566	\$ 283,789,440	\$ -			
\$ 590,550,613	6/30/2021	\$ -	\$ -	\$ -	\$ -	\$ -	\$ -	\$ -	\$ -	\$ 302,069,061	\$ 288,481,552	\$ -			
\$ 695,339,819	7/31/2021	\$ -	\$ -	\$ -	\$ -	\$ -	\$ -	\$ -	\$ -	\$ 395,587,723	\$ 299,752,096	\$ -			





August 2, 2021

To Whom It May Concern,

In accordance with Cadence Bank's Depository Bid, the interest rate for the month of July 2021 is a fixed rate of 0.15% for all Fort Bend County interest-bearing accounts.

Sincerely,

Amy Wills

Amy Wills
VP, Treasury Management Officer
Cadence Bank N.A.



Texas CLASS

Texas CLASS AVERAGE MONTHLY YIELD: 0.0615%

Date	Dividend Rate	Daily Yield
07/01/2021	0.000001590	0.0580%
07/02/2021	0.000006500	0.0593%
07/03/2021	0.000000000	0.0593%
07/04/2021	0.000000000	0.0593%
07/05/2021	0.000000000	0.0593%
07/06/2021	0.000001736	0.0634%
07/07/2021	0.000001617	0.0590%
07/08/2021	0.000001651	0.0603%
07/09/2021	0.000004800	0.0584%
07/10/2021	0.000000000	0.0584%
07/11/2021	0.000000000	0.0584%
07/12/2021	0.000001826	0.0666%
07/13/2021	0.000001775	0.0648%
07/14/2021	0.000001701	0.0621%
07/15/2021	0.000001735	0.0633%
07/16/2021	0.000005127	0.0624%
07/17/2021	0.000000000	0.0624%
07/18/2021	0.000000000	0.0624%
07/19/2021	0.000001711	0.0625%
07/20/2021	0.000001697	0.0619%
07/21/2021	0.000001730	0.0631%
07/22/2021	0.000001727	0.0631%
07/23/2021	0.000005154	0.0627%
07/24/2021	0.000000000	0.0627%
07/25/2021	0.000000000	0.0627%
07/26/2021	0.000001705	0.0623%
07/27/2021	0.000001670	0.0610%
07/28/2021	0.000001693	0.0618%
07/29/2021	0.000001682	0.0614%
07/30/2021	0.000003388	0.0618%
07/31/2021	0.000000000	0.0618%

Performance results are shown net of all fees and expenses and reflect the reinvestment of dividends and other earnings. Many factors affect performance including changes in market conditions and interest rates and in response to other economic, political, or financial developments. Investment involves risk including the possible loss of principal. No assurance can be given that the performance objectives of a given strategy will be achieved. **Past performance is no guarantee of future results. Any financial and/or investment decision may incur losses.**

Current Rates:

July 31, 2021

Current Yield¹

0.02%

Historical Rates

Monthly Distribution Yields²

	<u>2011</u>	<u>2012</u>	<u>2013</u>	<u>2014</u>	<u>2015</u>	<u>2016</u>	<u>2017</u>	<u>2018</u>	<u>2019</u>	<u>2020</u>	<u>2021</u>
January	0.14%	0.08%	0.12%	0.04%	0.07%	0.35%	0.58%	1.34%	2.40%	1.61%	0.07%
February	0.17%	0.10%	0.10%	0.04%	0.08%	0.39%	0.59%	1.40%	2.40%	1.58%	0.05%
March	0.14%	0.10%	0.10%	0.04%	0.09%	0.41%	0.66%	1.50%	2.41%	1.20%	0.05%
April	0.10%	0.10%	0.08%	0.04%	0.09%	0.42%	0.75%	1.65%	2.42%	0.83%	0.05%
May	0.09%	0.12%	0.08%	0.04%	0.09%	0.43%	0.76%	1.75%	2.41%	0.41%	0.04%
June	0.09%	0.13%	0.05%	0.04%	0.09%	0.44%	0.85%	1.85%	2.41%	0.24%	0.03%
July	0.06%	0.13%	0.05%	0.05%	0.10%	0.45%	0.96%	1.96%	2.38%	0.22%	0.02%
August	0.08%	0.13%	0.05%	0.06%	0.11%	0.47%	1.00%	1.99%	2.21%	0.16%	
September	0.07%	0.13%	0.05%	0.06%	0.13%	0.50%	1.03%	2.03%	2.15%	0.14%	
October	0.07%	0.13%	0.04%	0.06%	0.15%	0.47%	1.05%	2.15%	1.97%	0.12%	
November	0.08%	0.13%	0.04%	0.06%	0.15%	0.45%	1.09%	2.21%	1.74%	0.10%	
December	0.11%	0.13%	0.04%	0.07%	0.23%	0.50%	1.21%	2.32%	1.66%	0.09%	

**Call Toll-Free
1-866-TEX-TERM**

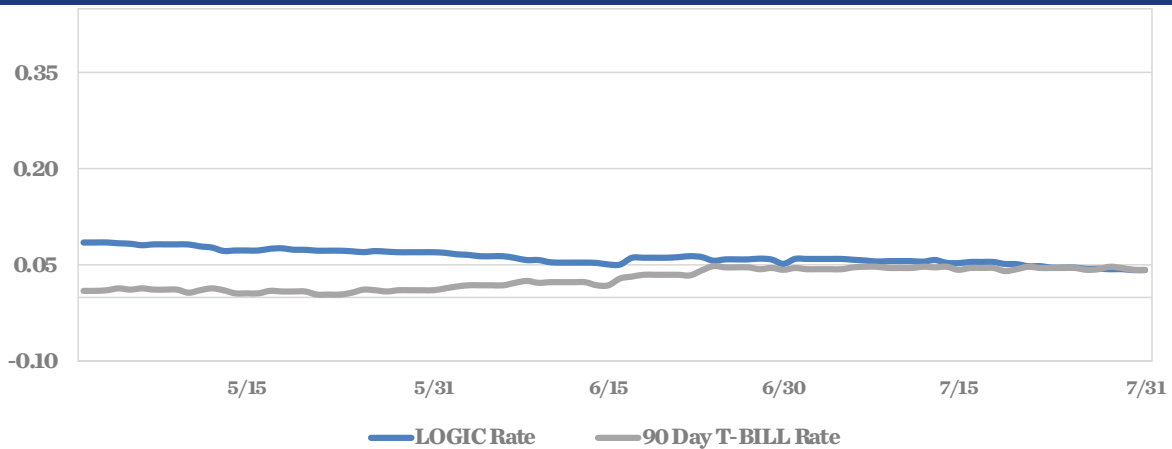
Past performance is not indicative of future results and yields may vary.

(1) The current yield, which is also known as the current annualized yield or current seven-day yield, represents the net change, exclusive of capital changes and income other than investment income, in the value of a hypothetical account with a balance of one share (normally \$1.00 per share) over a seven-day base period expressed as a percentage of the value of one share at the beginning of the seven-day period. This resulting net change in account value is then annualized by multiplying it by 365 and dividing the result by 7. The yields shown may reflect fee waivers by service providers that subsidize and reduce the total operating expenses of the TexasDAILY portfolio. Portfolio yields would be lower if there were no such waivers.

(2) The monthly distribution yield represents the sum of a month's one-day allocation factors divided by the number of days in that month, and multiplied by 365. The yields shown may reflect fee waivers by service providers that subsidize and reduce the total operating expenses of the TexasDAILY portfolio. Portfolio yields would be lower if there were no such waivers.

*This information is for institutional investor use only, not for further distribution to retail investors, and does not represent an offer to sell or a solicitation of an offer to buy or sell any fund or other security. Investors should consider the Pool's investment objectives, risks, charges and expenses before investing. This and other information about the Pool is available in the Pool's Information Statement, which should be read carefully before investing. A copy of the Pool's Information Statement may be obtained by calling 1-866-839-8376 or is available on the Pool's website at www.texasterm.net. While TexasDAILY seeks to maintain a stable net asset value of \$1.00 per share and TexasTERM seeks to achieve a net asset value of \$1.00 per share at its stated maturity, it is possible to lose money investing in the Pool. An investment in the Pool is not insured or guaranteed by the Federal Deposit Insurance Corporation or any other government agency. Shares of the Pool are distributed by **PFM Fund Distributors, Inc.**, member Financial Industry Regulatory Authority (FINRA) (www.finra.org) and Securities Investor Protection Corporation (SIPC) (www.sipc.org). PFM Fund Distributors, Inc. is a wholly owned subsidiary of PFM Asset Management LLC.*

LOGIC VERSUS 90-DAY TREASURY BILL



This material is for information purposes only. This information does not represent an offer to buy or sell a security. The above rate information is obtained from sources that are believed to be reliable; however, its accuracy or completeness may be subject to change. The LOGIC management fee may be waived in full or in part at the discretion of the LOGIC co-administrators and the LOGIC rate for the period shown reflects waiver of fees. This table represents historical investment performance/return to the customer, net of fees, and is not an indication of future performance. An investment in the security is not insured or guaranteed by the Federal Deposit Insurance Corporation or any other government agency. Although the issuer seeks to preserve the value of an investment of \$1.00 per share, it is possible to lose money by investing in the security. Information about these and other program details are in the fund's Information Statement which should be read carefully before investing. The yield on the 90-Day Treasury Bill ("T-Bill Yield") is shown for comparative purposes only. When comparing the investment returns of the LOGIC pool to the T-Bill Yield, you should know that the LOGIC pool consists of allocations of specific diversified securities as detailed in the respective Information Statements. The T-Bill Yield is taken from Bloomberg Finance L.P. and represents the daily closing yield on the then current 90-Day T-Bill. The LOGIC yield is calculated in accordance with regulations governing the registration of open-end management investment companies under the Investment Company Act of 1940 as promulgated from time to time by the federal Securities and Exchange Commission.

DAILY SUMMARY FOR JULY 2021

DATE	MNY MKT FUND EQUIV. [SEC Std.]	DAILY ALLOCATION FACTOR	INVESTED BALANCE	MARKET VALUE PER SHARE	WAM DAYS (1)	WAL DAYS (2)
7/1/2021	0.0592%	0.000001621	\$8,127,647,077.47	1.000077	57	71
7/2/2021	0.0591%	0.000001619	\$8,129,662,767.33	1.000066	57	71
7/3/2021	0.0591%	0.000001619	\$8,129,662,767.33	1.000066	57	71
7/4/2021	0.0591%	0.000001619	\$8,129,662,767.33	1.000066	57	71
7/5/2021	0.0591%	0.000001619	\$8,129,662,767.33	1.000066	57	71
7/6/2021	0.0578%	0.000001583	\$8,099,157,498.08	1.000075	56	71
7/7/2021	0.0567%	0.000001553	\$8,119,037,038.26	1.000075	57	72
7/8/2021	0.0551%	0.000001510	\$8,073,677,066.79	1.000075	58	72
7/9/2021	0.0557%	0.000001526	\$8,037,043,079.93	1.000067	55	69
7/10/2021	0.0557%	0.000001526	\$8,037,043,079.93	1.000067	55	69
7/11/2021	0.0557%	0.000001526	\$8,037,043,079.93	1.000067	55	69
7/12/2021	0.0549%	0.000001504	\$8,041,775,640.82	1.000073	57	71
7/13/2021	0.0574%	0.000001572	\$7,999,861,933.56	1.000071	57	72
7/14/2021	0.0530%	0.000001452	\$8,213,900,966.69	1.000069	55	69
7/15/2021	0.0526%	0.000001442	\$8,178,306,787.70	1.000067	54	69
7/16/2021	0.0544%	0.000001490	\$8,199,914,613.76	1.000060	54	70
7/17/2021	0.0544%	0.000001490	\$8,199,914,613.76	1.000060	54	70
7/18/2021	0.0544%	0.000001490	\$8,199,914,613.76	1.000060	54	70
7/19/2021	0.0513%	0.000001406	\$8,162,226,780.93	1.000066	54	70
7/20/2021	0.0510%	0.000001398	\$8,151,066,838.81	1.000065	55	70
7/21/2021	0.0478%	0.000001310	\$8,425,800,815.64	1.000063	56	71
7/22/2021	0.0479%	0.000001313	\$8,418,115,641.11	1.000061	56	71
7/23/2021	0.0456%	0.000001250	\$8,484,107,668.16	1.000054	54	69
7/24/2021	0.0456%	0.000001250	\$8,484,107,668.16	1.000054	54	69
7/25/2021	0.0456%	0.000001250	\$8,484,107,668.16	1.000054	54	69
7/26/2021	0.0438%	0.000001199	\$8,568,026,982.33	1.000061	57	71
7/27/2021	0.0440%	0.000001205	\$8,589,130,514.92	1.000061	57	71
7/28/2021	0.0431%	0.000001182	\$8,565,438,608.39	1.000061	58	71
7/29/2021	0.0433%	0.000001187	\$8,564,203,517.86	1.000059	56	70
7/30/2021	0.0418%	0.000001146	\$8,486,193,640.40	1.000052	55	68
7/31/2021	0.0418%	0.000001146	\$8,486,193,640.40	1.000052	55	68
Average	0.0518%	0.000001419	\$8,256,503,488.55		56	70

Cadence Bank
Money Market Accounts
July 31, 2021

FUND	DESCRIPTION	BEGINNING BALANCE	DEPOSITS	WITH- DRAWALS	INTEREST	ENDING BALANCE
100	General Operating	33,956,833.79	52,876,115.28	50,208,830.70	4,034.46	36,628,152.83
150	Juvenile Operations	3,757,006.12	227,999.09	1,615,135.89	381.08	2,370,250.40
155	Road & Bridge	3,708,035.33	113,378.88	2,200,696.98	324.35	1,621,041.58
160	Drainage District	5,376,941.92	7,543,197.36	1,581,007.20	1,258.00	11,340,390.08
165	Lateral Road	1,255,576.07	-	-	159.96	1,255,736.03
170	Statue Restoration	4,618.12	-	-	0.59	4,618.71
175	City Water Assistance	3,039.78	240.00	552.67	0.35	2,727.46
185	Entex Contributions	4.71	-	-	-	4.71
190	H L & P Assistance	13,677.95	-	2,443.66	1.49	11,235.78
195	County Law Library	1,314,528.39	39,831.12	50,773.38	167.95	1,303,754.08
200	Law Enforcement Academy	479,870.41	18,555.00	5,859.11	63.09	492,629.39
205	Surface Water Supply Corp.	8,346.41	-	-	1.06	8,347.47
206	Industrial Development Corp	23,219.42	-	1,299.00	2.90	21,923.32
207	FBC Historical Commission	9,639.62	-	-	1.23	9,640.85
215	Library Donations	101,937.53	91.32	49.81	12.99	101,992.03
225	FBC Asset Forfeiture-Task-State	1,129,877.10	438,356.19	4,667.44	179.70	1,563,745.55
235	Probate Court Training	150,085.50	1,256.26	-	19.21	151,360.97
245	Alert Program-Juvenile	55,792.20	-	-	7.11	55,799.31
255	D A Asset Forfeiture-Fed.	55.51	-	-	0.01	55.52
265	Gus George Memorial	4,694.35	-	-	0.60	4,694.95
275	D A Special Fund Run	8,159.70	-	-	1.04	8,160.74
280	Co.Atty.Supplemental Salary	240,644.35	-	9,645.14	30.04	231,029.25
290	VIT Interest (Tax Coll)	112,101.64	-	-	14.28	112,115.92
300	FBC Elections	262,713.58	142,397.33	2,860.42	43.36	402,293.85
305	FBC Asset Forfeiture-Task-Fed.	37,098.08	-	40.00	4.73	37,062.81
310	Sheriff Ofc/Forfeiture-Assets-St.	753,925.50	-	11,067.39	95.50	742,953.61
315	Sheriff Ofc/Forfeiture-Assets-Fed.	141,094.40	-	21,287.46	17.13	119,824.07
320	Constable Pct. 2 F/A	24.08	-	-	-	24.08
322	Constable Pct 3 F/A	7,947.88	-	-	1.01	7,948.89
324	Constable Pct 1 F/A	0.76	-	-	-	0.76
332	Fire Marshal St. Ass't. Forfeiture	703.95	-	-	0.09	704.04
335	DA Asset Forfeiture-State	594,506.26	-	13,144.00	74.99	581,437.25
360	Law Enforcement Training	256,044.87	-	5,961.62	32.44	250,115.69
390	Child Protective Service IV-E	119,323.96	-	8,441.22	14.61	110,897.35

Cadence Bank
Money Market Accounts
July 31, 2021

402	Hope 3 Program Sales	61.03	-	-	0.01	61.04
410	Child Support IVD Reimb.	212,432.40	1,452.07	37,814.00	22.38	176,092.85
415	Local Law Enf.Block Grant	78,043.87	30,000.00	30,866.44	10.48	77,187.91
440	Supervision	4,769,337.91	266,607.77	631,777.30	590.24	4,404,758.62
470	FBC Assist District #16	11,976.88	2,034.75	614.82	1.64	13,398.45
471	FBC Assist District #17	427.27	73.13	-	0.06	500.46
472	FBC Assist District #18	2,994.18	2,761.30	-	0.59	5,756.07
473	FBC Assist District #19	18,701.90	3,044.82	3,264.35	2.42	18,484.79
474	FBC Assist District #20	58,814.62	10,985.27	6,078.99	7.95	63,728.85
475	FBC Assist District #21	328.89	332.60	-	0.07	661.56
476	FBC Assist District #22	276,622.15	41,241.83	-	38.63	317,902.61
600/605	Debt Service Account	12,514,199.34	1,399,332.45	10,033,918.62	860.90	3,880,474.07
610	Drainage Debt Service	3,252,385.13	8,252.45	1,500,000.00	291.72	1,760,929.30
750	Mission Bend/Four Corners	407,256.61	-	5,084.30	51.39	402,223.70
756	2018 Facilities Bond Projects	3,998,436.46	-	49,227.89	507.38	3,949,715.95
762	2020 Mobility Projects	1,193,660.06	2,252,454.52	2,660,620.51	187.86	785,681.93
764	2020 Drainage Flood Projects	19,684,785.81	-	264,925.74	2,485.54	19,422,345.61
766	2020 Mobility - Tx Heritage Pkwy	2,918,507.87	1,080,700.00	673,073.79	432.75	3,326,566.83
768	2020A Tax Notes	8,432,651.32	-	-	1,074.30	8,433,725.62
771	2021 Tax Note Account	140,832.26	-	-	17.94	140,850.20
802	Sr. Lien Toll Rd Rev Bonds 2016	5,228,634.94	-	58,194.94	663.10	5,171,103.10
803	2021 FBCTRA Bond Projects	-	80,759,233.92	4,757,943.62	5,977.67	76,007,267.97
807	2021 Grand Pkwy Toll Rd Projects	-	38,184,727.82	4,027,861.10	1,701.54	34,158,568.26
810	Toll Road Operations	17,439,126.22	6,796,789.54	8,728,358.12	1,846.17	15,509,403.81
815	Grand Pkwy Toll Road Ops	15,949,649.49	3,173,836.51	11,548,757.71	1,269.64	7,575,997.93
990	County's Cares Act	109,797,123.93	143,632.48	81,665,507.04	7,386.24	28,282,635.61
TREA	Treasurer's Account	62.27	157,642,607.64	157,636,919.20	77.64	5,828.35
INVE	FBC Investment Account	-	117,558,706.11	117,558,706.11	-	-
850M	Boon-Chapman Medical	2,428,530.72	2,500,005.59	3,806,180.89	259.80	1,122,615.22
850D	Boon-Chapman Dental	1,247,178.36	-	166,377.88	147.10	1,080,947.58
882	Boon-Chapman 125	238,768.02	74,527.34	50,888.53	33.09	262,439.92
884	Fee Officer's Account	2,855,148.59	2,097,944.34	2,519,255.43	-	2,433,837.50
912	JP Credit Card Processing	112,201.88	297,418.33	359,093.48	8.05	50,534.78
908	EMS Credit Card Processing	19,594.16	20,748.01	21,071.26	2.05	19,272.96
DACC	D A Credit Card Processing	27,911.22	14,450.00	16,564.52	3.53	25,800.23

Cadence Bank
Money Market Accounts
July 31, 2021

PTCC	Public Transportation Credit Cards	5,192.66	7,958.34	7,431.90	0.74	5,719.84
CSCC	CSCD Credit Card	241,487.96	255,425.16	261,983.77	19.56	234,948.91
LBCC	Library Credit Card	1,972.09	7,150.05	6,717.57	0.21	2,404.78
JUCC	Juvenile Credit Card	787.48	2,629.00	2,911.58	0.07	504.97
SOCC	Sheriff Credit Card	22,327.11	27,774.92	28,727.03	2.25	21,377.25
TRCC	Toll Road Permit Credit Card	4,006.08	5,558.42	5,640.48	0.52	3,924.54
130	Assistant Dist Number 1	4,994,423.77	476,157.20	106,231.72	668.88	5,365,018.13
131	Assistant Dist Number 2	3,235,658.72	191,771.65	5,182.24	427.61	3,422,675.74
133	Assistant Dist Number 4	950,813.18	32,277.25	1,500.00	123.77	981,714.20
134	Assistant Dist Number 5	322,045.03	51,997.58	500.00	45.30	373,587.91
135	Assistant Dist Number 6	1,381,143.82	138,999.25	761,479.97	167.43	758,830.53
136	Assistant Dist Number 7	1,303,589.21	127,903.15	99,215.91	169.51	1,332,445.96
137	Assistant Dist Number 8	100,775.24	5,241.84	3,694.17	12.92	102,335.83
138	Assistant Dist Number 9	2,174,298.81	64,142.96	57,837.57	278.15	2,180,882.35
139	Assistant Dist Number 10	743,911.06	48,707.09	102,837.58	89.18	689,869.75
140	Assistant Dist Number 11	1,586,429.12	115,959.12	63,408.54	207.18	1,639,186.88
145	Emergency Svc Dist 100	4,150,102.63	-	14,248.00	528.21	4,136,382.84
CCCA	Non Fee Officer CC Clearing Acct	11,474.06	58,325.28	62,758.01	3.29	7,044.62
JPMT	Juror Payments	10,276.64	33,862.00	26,890.64	2.88	17,250.88
EPEC	Engineering Permitting E-Check	2,880.30	2,580.00	0.30	0.58	5,460.58
JE11	JP 1-1 E-Filing	822.18	9,524.75	9,193.93	0.19	1,153.19
JE12	JP 1-2 E-Filing	1,616.20	9,866.25	9,846.45	0.22	1,636.22
JE02	JP 2 E-Filing	3,109.93	20,803.50	20,251.93	0.40	3,661.90
JE03	JP 3 E-Filing	4,900.43	11,221.00	15,205.43	0.23	916.23
JE04	JP #4 E-Filing	3,194.34	13,126.50	12,917.84	0.26	3,403.26
	EMS Patient Acct Svcs ACH	-	649,897.89	649,897.89	-	-
	Change Fund Clearing Acct	(140.00)	1,850.00	1,920.00	-	(210.00)
DCJS	DC Jury Summons Postage	19,998.87	1.13	-	-	20,000.00
	Total	288,481,551.92	478,136,029.70	466,901,140.12	35,654.76	299,752,096.26

Investment Report

Ft. Bend County

08/01/21 - 08/31/21

This report summarizes the investment position of Ft. Bend County for the period 08/01/21 to 08/31/21.

	07/31/21	08/31/21
Book Value	695,339,819.61	639,189,311.82
Market Value	695,339,819.61	639,189,311.82
Par Value	695,339,819.61	639,189,311.82
Change in Market Value		0.01
Weighted Average Maturity (in Days)	0	0
Weighted Average Yield-to-Maturity of Portfolio	0.0991%	0.0758%
Yield-to-Maturity of 90 Day T-Bill	0.0500%	0.0400%
Accrued Interest		0.04


This report is presented in accordance with the Texas Government Code Title 10 Section 2256.023. The below signed hereby certify that, to the best of their knowledge on the date this report was created, Ft. Bend County is in compliance with the provisions of Government Code 2256 and with the stated policies and strategies of Ft. Bend County.



Director of Finance & Investments

11/10/21

Date



County Treasurer

11/15/21

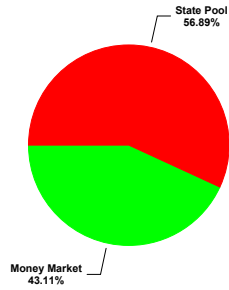
Date

Investment Report

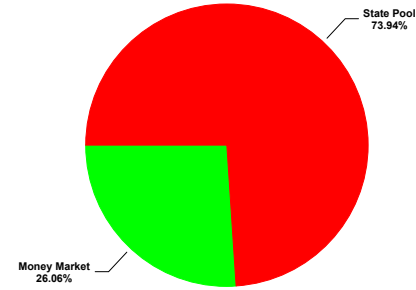
Ft. Bend County

08/01/21 - 08/31/21


Portfolio Composition - 07/31/21



Portfolio Composition - 08/31/21

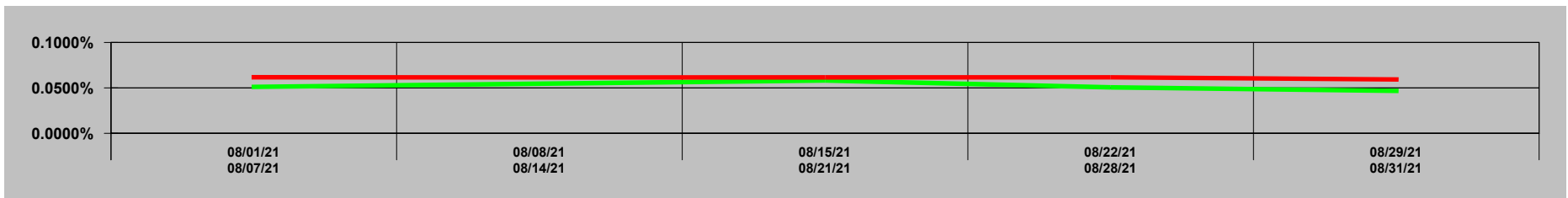


Maturity Aging - 07/31/21 vs 08/31/21



■ Previous Period ■ Current Period

Portfolio Performance - 08/01/21 to 08/31/21



■ Portfolio ■ 90 Day T-Bill

GASB 31 Compliance Ft. Bend County

Effective Interest - Actual Life
Receipts in Period
08/01/21 - 08/31/21

CUSIP	Invest Number	Security Description	Purchase Date	Sale Date	Valuation Method	Yield Earned	Price Source 08/01/21	Beginning Unit Price	Par Value On 08/01/21	Reported Value 08/01/21	Purchase Cost	Sales Proceeds	Ending Unit Price	Par Value On 08/31/21	Price Source 08/31/21	Reported Value 08/31/21	Change in Fair Value	Interest	Net Investment Income
MB02-MBIA General	AR-0015	State Pool	11/01/08	Open	Fair Value	0.0507	Manual	1.000000	121,046,207.00	121,046,207.00	0.00	29,995,048.69	1.000000	91,051,158.31	Manual	91,051,158.31	0.00	4,951.31	4,951.31
MB03-MBIA Road & Bridge	AR-0016	State Pool	11/01/08	Open	Fair Value	0.0507	Manual	1.000000	7,577,016.49	7,577,016.49	0.00	999,694.38	1.000000	6,577,322.11	Manual	6,577,322.11	0.00	305.62	305.62
MB04-MBIA Drainage	AR-0017	State Pool	11/01/08	Open	Fair Value	0.0504	Manual	1.000000	6,291,664.90	6,291,664.90	0.00	-7,000,559.22	1.000000	13,292,224.12	Manual	13,292,224.12	0.00	559.22	559.22
MB06-MBIA Toll Rd. Operations	AR-0019	State Pool	11/01/08	Open	Fair Value	0.0505	Manual	1.000000	50,992,584.42	50,992,584.42	0.00	-8,002,521.01	1.000000	58,995,105.43	Manual	58,995,105.43	0.00	2,521.01	2,521.01
TT00-TX TERM General	AR-0022	State Pool	11/01/08	Open	Fair Value	0.0220	Manual	1.000000	1,071.82	1,071.82	0.00	-0.02	1.000000	1,071.84	Manual	1,071.84	0.00	0.02	0.02
TT02-TX TERM Toll Rd. Operation	AR-0024	State Pool	11/01/08	Open	Fair Value	0.0220	Manual	1.000000	1,070.60	1,070.60	0.00	-0.02	1.000000	1,070.62	Manual	1,070.62	0.00	0.02	0.02
TT04-TX TERM Road & Bridge	AR-0026	State Pool	11/01/08	Open	Fair Value	0.0220	Manual	1.000000	1,068.65	1,068.65	0.00	-0.02	1.000000	1,068.67	Manual	1,068.67	0.00	0.02	0.02
TT05-TX TERM Drainage	AR-0027	State Pool	11/01/08	Open	Fair Value	0.0664	Manual	1.000000	354.52	354.52	0.00	0.00	1.000000	354.53	Manual	354.53	0.01	0.01	0.02
LOG1-Logic- General	AR-0028	State Pool	11/10/08	Open	Fair Value	0.0389	Manual	1.000000	743,046.99	743,046.99	0.00	-24.56	1.000000	743,071.55	Manual	743,071.55	0.00	24.56	24.56
LOG2-Logic-Toll Rd.Operations	AR-0029	State Pool	11/10/08	Open	Fair Value	0.0389	Manual	1.000000	35,126,255.55	35,126,255.55	0.00	-1,160.78	1.000000	35,127,416.33	Manual	35,127,416.33	0.00	1,160.78	1,160.78
LOG5-Logic-Drainage	AR-0032	State Pool	11/10/08	Open	Fair Value	0.0389	Manual	1.000000	522,336.48	522,336.48	0.00	-17.26	1.000000	522,353.74	Manual	522,353.74	0.00	17.26	17.26
LOG8-Logic-Road & Bridge	AR-0035	State Pool	11/10/08	Open	Fair Value	0.0389	Manual	1.000000	2,523,673.14	2,523,673.14	0.00	-83.40	1.000000	2,523,756.54	Manual	2,523,756.54	0.00	83.40	83.40
MB12-MBIA ESD 100 AGREEMENT	AR-0041	State Pool	08/31/16	Open	Fair Value	0.0504	Manual	1.000000	1,990,518.33	1,990,518.33	0.00	-2,000,168.05	1.000000	3,990,686.38	Manual	3,990,686.38	0.00	168.05	168.05
MB13-MBIA ASSISTANCE DIST #1	AR-0042	State Pool	08/31/16	Open	Fair Value	0.0502	Manual	0.000000	0.00	0.00	0.00	-2,000,082.54	1.000000	2,000,082.54	Manual	2,000,082.54	0.00	82.54	82.54
MB14-MBIA GR PARKWAY OPERATIONS	AR-0043	State Pool	08/31/16	Open	Fair Value	0.0506	Manual	1.000000	34,910,798.54	34,910,798.54	0.00	-1,499.90	1.000000	34,912,298.44	Manual	34,912,298.44	0.00	1,499.90	1,499.90
MB17 - SR LIEN BOND 2016	AR-0046	State Pool	12/09/16	Open	Fair Value	0.0506	Manual	1.000000	4,019,966.78	4,019,966.78	0.00	-172.73	1.000000	4,020,139.51	Manual	4,020,139.51	0.00	172.73	172.73
LO10-LOGIC-COUNTY'S CARE ACT	AR-0047	State Pool	05/12/20	Open	Fair Value	0.0518	Manual	1.000000	992.67	992.67	0.00	0.00	1.000000	992.67	Manual	992.67	0.00	0.04	0.04
MB18-MBIA COUNTY'S CARES ACT	AR-0048	State Pool	05/12/20	Open	Fair Value	0.0506	Manual	1.000000	75,002,574.14	75,002,574.14	0.00	-3,222.39	1.000000	75,005,796.53	Manual	75,005,796.53	0.00	3,222.39	3,222.39
MB19-MBIA FBC ASSIST. DIST. #2	AR-0049	State Pool	05/13/20	Open	Fair Value	0.0504	Manual	1.000000	2,506,540.86	2,506,540.86	0.00	-2,000,190.25	1.000000	4,506,731.11	Manual	4,506,731.11	0.00	190.25	190.25
MB20- MBIA FBC ASSIST. DIST. #4	AR-0050	State Pool	05/13/20	Open	Fair Value	0.0506	Manual	1.000000	1,253,270.42	1,253,270.42	0.00	-53.83	1.000000	1,253,324.25	Manual	1,253,324.25	0.00	53.83	53.83
MB21-MBIA FBC ASSIST. DIST. #6	AR-0051	State Pool	05/13/20	Open	Fair Value	0.0506	Manual	1.000000	2,005,232.63	2,005,232.63	0.00	-86.17	1.000000	2,005,318.80	Manual	2,005,318.80	0.00	86.17	86.17
MB23-MBIA JUVENILE	AR-0053	State Pool	05/13/20	Open	Fair Value	0.0508	Manual	1.000000	5,515,803.97	5,515,803.97	0.00	999,782.98	1.000000	4,516,020.99	Manual	4,516,020.99	0.00	217.02	217.02
MB24-MBIA DEBT SERVICE	AR-0054	State Pool	05/13/20	Open	Fair Value	0.0508	Manual	1.000000	21,009,397.18	21,009,397.18	0.00	14,999,134.73	1.000000	6,010,262.45	Manual	6,010,262.45	0.00	865.27	865.27
MB25-MBIA DRAINAGE DEBT SERVICE	AR-0055	State Pool	05/13/20	Open	Fair Value	0.0506	Manual	1.000000	2,502,667.83	2,502,667.83	0.00	-107.51	1.000000	2,502,775.34	Manual	2,502,775.34	0.00	107.51	107.51
MB26-FACILITIES BOND 2018	AR-0056	State Pool	05/13/20	Open	Fair Value	0.0506	Manual	1.000000	10,035,664.88	10,035,664.88	0.00	-431.19	1.000000	10,036,096.07	Manual	10,036,096.07	0.00	431.19	431.19
MB27-MBIA TX HERITAGE PARKWAY	AR-0057	State Pool	05/13/20	Open	Fair Value	0.0506	Manual	1.000000	10,007,944.56	10,007,944.56	0.00	-429.95	1.000000	10,008,374.51	Manual	10,008,374.51	0.00	429.95	429.95
Cadence-Money Market Accts	AR-0058	Money Market	01/31/21	Open	Fair Value	0.0815	Manual	1.000000	299,752,096.26	299,752,096.26	0.00	133,171,908.63	1.000000	166,580,187.63	Manual	166,580,187.63	0.00	20,444.31	20,444.31
MB28-MBIA GRAND PARKWAY 2021	AR-0059	State Pool	08/02/21	Open	Fair Value	0.0502	Manual	0.000000	0.00	0.00	25,000,000.00	-1,031.79	1.000000	25,001,031.79	Manual	25,001,031.79	0.00	1,031.79	1,031.79
MB29-MBIA SR LIEN TOLL RD 2021	AR-0060	State Pool	08/02/21	Open	Fair Value	0.0502	Manual	0.000000	0.00	0.00	68,000,000.00	-2,806.33	1.000000	68,002,806.33	Manual	68,002,806.33	0.00	2,806.33	2,806.33
MB30-MBIA FLOOD PRO DRAINAGE 20	AR-0061	State Pool	08/02/21	Open	Fair Value	<u>0.0502</u>	Manual	0.000000	<u>0.00</u>	<u>0.00</u>	<u>10,000,000.00</u>	<u>-412.69</u>	1.000000	<u>10,000,412.69</u>	Manual	<u>10,000,412.69</u>	0.00	<u>412.69</u>	<u>412.69</u>
Investment Total						<u>0.0614</u>		<u>1.000000</u>	<u>695,339,819.61</u>	<u>695,339,819.61</u>	<u>103,000,000.00</u>	<u>159,150,507.80</u>	<u>1.000000</u>	<u>639,189,311.82</u>		<u>639,189,311.82</u>	<u>0.01</u>	<u>41,845.19</u>	<u>41,845.20</u>

Portfolio Position

Ft. Bend County

Effective Interest - Actual Life
Receipts in Period
08/01/21 - 08/31/21

CUSIP	Invest Number	Security Description	Purchase Date	Call Date	Par Value On 08/01/21	Par Value On 08/31/21	Market Val On 08/01/21	Market Val On 08/31/21	Purchase Cost	Sales Proceeds	Original Princ/Cost	Amor Value On 08/01/21	Amor Value On 08/31/21
130 - Assistance Dist #1													
State Pool													
MB13-MBIA ASSISTANCE DIST #1	AR-0042	State Pool	08/31/16	Open	<u>0.00</u>	<u>2,000,082.54</u>	<u>0.00</u>	<u>2,000,082.54</u>	<u>0.00</u>	<u>0.00</u>	<u>10,000,000.00</u>	<u>0.00</u>	<u>2,000,082.54</u>
State Pool Total					<u>0.00</u>	<u>2,000,082.54</u>	<u>0.00</u>	<u>2,000,082.54</u>	<u>0.00</u>	<u>0.00</u>	<u>10,000,000.00</u>	<u>0.00</u>	<u>2,000,082.54</u>
130 - Assistance Dist #1 Total					<u>0.00</u>	<u>2,000,082.54</u>	<u>0.00</u>	<u>2,000,082.54</u>	<u>0.00</u>	<u>0.00</u>	<u>10,000,000.00</u>	<u>0.00</u>	<u>2,000,082.54</u>
145 - ESD 100 Agreement													
State Pool													
MB12-MBIA ESD 100 AGREEMENT	AR-0041	State Pool	08/31/16	Open	<u>1,990,518.33</u>	<u>3,990,686.38</u>	<u>1,990,518.33</u>	<u>3,990,686.38</u>	<u>0.00</u>	<u>0.00</u>	<u>3,900,000.00</u>	<u>1,990,518.33</u>	<u>3,990,686.38</u>
State Pool Total					<u>1,990,518.33</u>	<u>3,990,686.38</u>	<u>1,990,518.33</u>	<u>3,990,686.38</u>	<u>0.00</u>	<u>0.00</u>	<u>3,900,000.00</u>	<u>1,990,518.33</u>	<u>3,990,686.38</u>
145 - ESD 100 Agreement Total					<u>1,990,518.33</u>	<u>3,990,686.38</u>	<u>1,990,518.33</u>	<u>3,990,686.38</u>	<u>0.00</u>	<u>0.00</u>	<u>3,900,000.00</u>	<u>1,990,518.33</u>	<u>3,990,686.38</u>
810 - FBC Toll Road Operations													
State Pool													
TT02-TX TERM Toll Rd. Operation	AR-0024	State Pool	11/01/08	Open	<u>0.00</u>	<u>0.00</u>	<u>0.00</u>	<u>0.00</u>	<u>0.00</u>	<u>0.00</u>	<u>0.00</u>	<u>0.00</u>	<u>0.00</u>
State Pool Total					<u>0.00</u>	<u>0.00</u>	<u>0.00</u>	<u>0.00</u>	<u>0.00</u>	<u>0.00</u>	<u>0.00</u>	<u>0.00</u>	<u>0.00</u>
810 - FBC Toll Road Operations Total					<u>0.00</u>	<u>0.00</u>	<u>0.00</u>	<u>0.00</u>	<u>0.00</u>	<u>0.00</u>	<u>0.00</u>	<u>0.00</u>	<u>0.00</u>
815 - Grand Parkway Operations													
State Pool													
MB14-MBIA GR PARKWAY OPERATIONS	AR-0043	State Pool	08/31/16	Open	<u>34,910,798.54</u>	<u>34,912,298.44</u>	<u>34,910,798.54</u>	<u>34,912,298.44</u>	<u>0.00</u>	<u>0.00</u>	<u>8,500,000.00</u>	<u>34,910,798.54</u>	<u>34,912,298.44</u>
State Pool Total					<u>34,910,798.54</u>	<u>34,912,298.44</u>	<u>34,910,798.54</u>	<u>34,912,298.44</u>	<u>0.00</u>	<u>0.00</u>	<u>8,500,000.00</u>	<u>34,910,798.54</u>	<u>34,912,298.44</u>
815 - Grand Parkway Operations Total					<u>34,910,798.54</u>	<u>34,912,298.44</u>	<u>34,910,798.54</u>	<u>34,912,298.44</u>	<u>0.00</u>	<u>0.00</u>	<u>8,500,000.00</u>	<u>34,910,798.54</u>	<u>34,912,298.44</u>
LO10 - LOGIC COUNTYS CARES ACT													
State Pool													
LO10-LOGIC-COUNTY'S CARE ACT	AR-0047	State Pool	05/12/20	Open	<u>992.67</u>	<u>992.67</u>	<u>992.67</u>	<u>992.67</u>	<u>0.00</u>	<u>0.00</u>	<u>67,000,000.00</u>	<u>992.67</u>	<u>992.67</u>
State Pool Total					<u>992.67</u>	<u>992.67</u>	<u>992.67</u>	<u>992.67</u>	<u>0.00</u>	<u>0.00</u>	<u>67,000,000.00</u>	<u>992.67</u>	<u>992.67</u>
LO10 - LOGIC COUNTYS CARES ACT Total					<u>992.67</u>	<u>992.67</u>	<u>992.67</u>	<u>992.67</u>	<u>0.00</u>	<u>0.00</u>	<u>67,000,000.00</u>	<u>992.67</u>	<u>992.67</u>
LOG5 - LOGIC DRAINAGE													
State Pool													
LOG5-Logic-Drainage	AR-0032	State Pool	11/10/08	Open	<u>522,336.48</u>	<u>522,353.74</u>	<u>522,336.48</u>	<u>522,353.74</u>	<u>0.00</u>	<u>0.00</u>	<u>500,000.00</u>	<u>522,336.48</u>	<u>522,353.74</u>
State Pool Total					<u>522,336.48</u>	<u>522,353.74</u>	<u>522,336.48</u>	<u>522,353.74</u>	<u>0.00</u>	<u>0.00</u>	<u>500,000.00</u>	<u>522,336.48</u>	<u>522,353.74</u>
LOG5 - LOGIC DRAINAGE Total					<u>522,336.48</u>	<u>522,353.74</u>	<u>522,336.48</u>	<u>522,353.74</u>	<u>0.00</u>	<u>0.00</u>	<u>500,000.00</u>	<u>522,336.48</u>	<u>522,353.74</u>
LOG1 - LOGIC GENERAL													
State Pool													
LOG1-Logic-General	AR-0028	State Pool	11/10/08	Open	<u>743,046.99</u>	<u>743,071.55</u>	<u>743,046.99</u>	<u>743,071.55</u>	<u>0.00</u>	<u>0.00</u>	<u>10,000,000.00</u>	<u>743,046.99</u>	<u>743,071.55</u>
State Pool Total					<u>743,046.99</u>	<u>743,071.55</u>	<u>743,046.99</u>	<u>743,071.55</u>	<u>0.00</u>	<u>0.00</u>	<u>10,000,000.00</u>	<u>743,046.99</u>	<u>743,071.55</u>
LOG1 - LOGIC GENERAL Total					<u>743,046.99</u>	<u>743,071.55</u>	<u>743,046.99</u>	<u>743,071.55</u>	<u>0.00</u>	<u>0.00</u>	<u>10,000,000.00</u>	<u>743,046.99</u>	<u>743,071.55</u>
LOG8 - LOGIC ROAD & BRIDGE													
State Pool													
LOG8-Logic-Road & Bridge	AR-0035	State Pool	11/10/08	Open	<u>2,523,673.14</u>	<u>2,523,756.54</u>	<u>2,523,673.14</u>	<u>2,523,756.54</u>	<u>0.00</u>	<u>0.00</u>	<u>1,000,000.00</u>	<u>2,523,673.14</u>	<u>2,523,756.54</u>
State Pool Total					<u>2,523,673.14</u>	<u>2,523,756.54</u>	<u>2,523,673.14</u>	<u>2,523,756.54</u>	<u>0.00</u>	<u>0.00</u>	<u>1,000,000.00</u>	<u>2,523,673.14</u>	<u>2,523,756.54</u>
LOG8 - LOGIC ROAD & BRIDGE Total					<u>2,523,673.14</u>	<u>2,523,756.54</u>	<u>2,523,673.14</u>	<u>2,523,756.54</u>	<u>0.00</u>	<u>0.00</u>	<u>1,000,000.00</u>	<u>2,523,673.14</u>	<u>2,523,756.54</u>
LOG2 - LOGIC TOLL OPERATIONS													
State Pool													
LOG2-Logic-Toll Rd.Operations	AR-0029	State Pool	11/10/08	Open	<u>35,126,255.55</u>	<u>35,127,416.33</u>	<u>35,126,255.55</u>	<u>35,127,416.33</u>	<u>0.00</u>	<u>0.00</u>	<u>2,000,000.00</u>	<u>35,126,255.55</u>	<u>35,127,416.33</u>
State Pool Total					<u>35,126,255.55</u>	<u>35,127,416.33</u>	<u>35,126,255.55</u>	<u>35,127,416.33</u>	<u>0.00</u>	<u>0.00</u>	<u>2,000,000.00</u>	<u>35,126,255.55</u>	<u>35,127,416.33</u>
LOG2 - LOGIC TOLL OPERATIONS Total					<u>35,126,255.55</u>	<u>35,127,416.33</u>	<u>35,126,255.55</u>	<u>35,127,416.33</u>	<u>0.00</u>	<u>0.00</u>	<u>2,000,000.00</u>	<u>35,126,255.55</u>	<u>35,127,416.33</u>
MB21 - MBIA ASSIST DIST #6													
State Pool													
MB21-MBIA FBC ASSIST. DIST. #6	AR-0051	State Pool	05/13/20	Open	<u>2,005,232.63</u>	<u>2,005,318.80</u>	<u>2,005,232.63</u>	<u>2,005,318.80</u>	<u>0.00</u>	<u>0.00</u>	<u>2,000,000.00</u>	<u>2,005,232.63</u>	<u>2,005,318.80</u>
State Pool Total					<u>2,005,232.63</u>	<u>2,005,318.80</u>	<u>2,005,232.63</u>	<u>2,005,318.80</u>	<u>0.00</u>	<u>0.00</u>	<u>2,000,000.00</u>	<u>2,005,232.63</u>	<u>2,005,318.80</u>

Portfolio Position

Ft. Bend County

Effective Interest - Actual Life
Receipts in Period
08/01/21 - 08/31/21

CUSIP	Invest Number	Security Description	Purchase Date	Call Date	Par Value On 08/01/21	Par Value On 08/31/21	Market Val On 08/01/21	Market Val On 08/31/21	Purchase Cost	Sales Proceeds	Original Princ/Cost	Amor Value On 08/01/21	Amor Value On 08/31/21
MB21 - MBIA ASSIST DIST #6 Total					<u>2,005,232.63</u>	<u>2,005,318.80</u>	<u>2,005,232.63</u>	<u>2,005,318.80</u>	<u>0.00</u>	<u>0.00</u>	<u>2,000,000.00</u>	<u>2,005,232.63</u>	<u>2,005,318.80</u>
MB18 - MBIA COUNTYS CARES ACT													
State Pool													
MB18-MBIA COUNTY'S CARES ACT	AR-0048	State Pool	05/12/20	Open	75,002,574.14	75,005,796.53	75,002,574.14	75,005,796.53	0.00	0.00	67,000,000.00	75,002,574.14	75,005,796.53
State Pool Total					<u>75,002,574.14</u>	<u>75,005,796.53</u>	<u>75,002,574.14</u>	<u>75,005,796.53</u>	<u>0.00</u>	<u>0.00</u>	<u>67,000,000.00</u>	<u>75,002,574.14</u>	<u>75,005,796.53</u>
MB18 - MBIA COUNTYS CARES ACT Total					<u>75,002,574.14</u>	<u>75,005,796.53</u>	<u>75,002,574.14</u>	<u>75,005,796.53</u>	<u>0.00</u>	<u>0.00</u>	<u>67,000,000.00</u>	<u>75,002,574.14</u>	<u>75,005,796.53</u>
MB24 - MBIA DEBT SERVICE													
State Pool													
MB24-MBIA DEBT SERVICE	AR-0054	State Pool	05/13/20	Open	21,009,397.18	6,010,262.45	21,009,397.18	6,010,262.45	0.00	0.00	21,000,000.00	21,009,397.18	6,010,262.45
State Pool Total					<u>21,009,397.18</u>	<u>6,010,262.45</u>	<u>21,009,397.18</u>	<u>6,010,262.45</u>	<u>0.00</u>	<u>0.00</u>	<u>21,000,000.00</u>	<u>21,009,397.18</u>	<u>6,010,262.45</u>
MB24 - MBIA DEBT SERVICE Total					<u>21,009,397.18</u>	<u>6,010,262.45</u>	<u>21,009,397.18</u>	<u>6,010,262.45</u>	<u>0.00</u>	<u>0.00</u>	<u>21,000,000.00</u>	<u>21,009,397.18</u>	<u>6,010,262.45</u>
MB04 - MBIA DRAINAGE													
State Pool													
MB04-MBIA Drainage	AR-0017	State Pool	11/01/08	Open	6,291,664.90	13,292,224.12	6,291,664.90	13,292,224.12	0.00	0.00	1,267,218.21	6,291,664.90	13,292,224.12
State Pool Total					<u>6,291,664.90</u>	<u>13,292,224.12</u>	<u>6,291,664.90</u>	<u>13,292,224.12</u>	<u>0.00</u>	<u>0.00</u>	<u>1,267,218.21</u>	<u>6,291,664.90</u>	<u>13,292,224.12</u>
MB04 - MBIA DRAINAGE Total					<u>6,291,664.90</u>	<u>13,292,224.12</u>	<u>6,291,664.90</u>	<u>13,292,224.12</u>	<u>0.00</u>	<u>0.00</u>	<u>1,267,218.21</u>	<u>6,291,664.90</u>	<u>13,292,224.12</u>
MB25 - MBIA DRAINAGE DEBT SERVICE													
State Pool													
MB25-MBIA DRAINAGE DEBT SERVICE	AR-0055	State Pool	05/13/20	Open	2,502,667.83	2,502,775.34	2,502,667.83	2,502,775.34	0.00	0.00	1,000,000.00	2,502,667.83	2,502,775.34
State Pool Total					<u>2,502,667.83</u>	<u>2,502,775.34</u>	<u>2,502,667.83</u>	<u>2,502,775.34</u>	<u>0.00</u>	<u>0.00</u>	<u>1,000,000.00</u>	<u>2,502,667.83</u>	<u>2,502,775.34</u>
MB25 - MBIA DRAINAGE DEBT SERVICE Total					<u>2,502,667.83</u>	<u>2,502,775.34</u>	<u>2,502,667.83</u>	<u>2,502,775.34</u>	<u>0.00</u>	<u>0.00</u>	<u>1,000,000.00</u>	<u>2,502,667.83</u>	<u>2,502,775.34</u>
MB26 - MBIA FACILITIES BOND 2018													
State Pool													
MB26-FACILITIES BOND 2018	AR-0056	State Pool	05/13/20	Open	10,035,664.88	10,036,096.07	10,035,664.88	10,036,096.07	0.00	0.00	14,000,000.00	10,035,664.88	10,036,096.07
State Pool Total					<u>10,035,664.88</u>	<u>10,036,096.07</u>	<u>10,035,664.88</u>	<u>10,036,096.07</u>	<u>0.00</u>	<u>0.00</u>	<u>14,000,000.00</u>	<u>10,035,664.88</u>	<u>10,036,096.07</u>
MB26 - MBIA FACILITIES BOND 2018 Total					<u>10,035,664.88</u>	<u>10,036,096.07</u>	<u>10,035,664.88</u>	<u>10,036,096.07</u>	<u>0.00</u>	<u>0.00</u>	<u>14,000,000.00</u>	<u>10,035,664.88</u>	<u>10,036,096.07</u>
MB19 - MBIA FBC ASSIST DIST #2													
State Pool													
MB19-MBIA FBC ASSIST. DIST. #2	AR-0049	State Pool	05/13/20	Open	2,506,540.86	4,506,731.11	2,506,540.86	4,506,731.11	0.00	0.00	2,500,000.00	2,506,540.86	4,506,731.11
State Pool Total					<u>2,506,540.86</u>	<u>4,506,731.11</u>	<u>2,506,540.86</u>	<u>4,506,731.11</u>	<u>0.00</u>	<u>0.00</u>	<u>2,500,000.00</u>	<u>2,506,540.86</u>	<u>4,506,731.11</u>
MB19 - MBIA FBC ASSIST DIST #2 Total					<u>2,506,540.86</u>	<u>4,506,731.11</u>	<u>2,506,540.86</u>	<u>4,506,731.11</u>	<u>0.00</u>	<u>0.00</u>	<u>2,500,000.00</u>	<u>2,506,540.86</u>	<u>4,506,731.11</u>
MB20 - MBIA FBC ASSIST DIST #4													
State Pool													
MB20-MBIA FBC ASSIST. DIST. #4	AR-0050	State Pool	05/13/20	Open	1,253,270.42	1,253,324.25	1,253,270.42	1,253,324.25	0.00	0.00	1,250,000.00	1,253,270.42	1,253,324.25
State Pool Total					<u>1,253,270.42</u>	<u>1,253,324.25</u>	<u>1,253,270.42</u>	<u>1,253,324.25</u>	<u>0.00</u>	<u>0.00</u>	<u>1,250,000.00</u>	<u>1,253,270.42</u>	<u>1,253,324.25</u>
MB20 - MBIA FBC ASSIST DIST #4 Total					<u>1,253,270.42</u>	<u>1,253,324.25</u>	<u>1,253,270.42</u>	<u>1,253,324.25</u>	<u>0.00</u>	<u>0.00</u>	<u>1,250,000.00</u>	<u>1,253,270.42</u>	<u>1,253,324.25</u>
MB30 - MBIA Flood Proj Drainage 20													
State Pool													
MB30-MBIA FLOOD PRO DRAINAGE 20	AR-0061	State Pool	08/02/21	Open	0.00	10,000,412.69	0.00	10,000,412.69	10,000,000.00	0.00	10,000,000.00	0.00	10,000,412.69
State Pool Total					<u>0.00</u>	<u>10,000,412.69</u>	<u>0.00</u>	<u>10,000,412.69</u>	<u>10,000,000.00</u>	<u>0.00</u>	<u>10,000,000.00</u>	<u>0.00</u>	<u>10,000,412.69</u>
MB30 - MBIA Flood Proj Drainage 20 Total					<u>0.00</u>	<u>10,000,412.69</u>	<u>0.00</u>	<u>10,000,412.69</u>	<u>10,000,000.00</u>	<u>0.00</u>	<u>10,000,000.00</u>	<u>0.00</u>	<u>10,000,412.69</u>
MB02 - MBIA GENERAL													
State Pool													
MB02-MBIA General	AR-0015	State Pool	11/01/08	Open	121,046,207.00	91,051,158.31	121,046,207.00	91,051,158.31	0.00	0.00	17,374,917.83	121,046,207.00	91,051,158.31
State Pool Total					<u>121,046,207.00</u>	<u>91,051,158.31</u>	<u>121,046,207.00</u>	<u>91,051,158.31</u>	<u>0.00</u>	<u>0.00</u>	<u>17,374,917.83</u>	<u>121,046,207.00</u>	<u>91,051,158.31</u>
MB02 - MBIA GENERAL Total					<u>121,046,207.00</u>	<u>91,051,158.31</u>	<u>121,046,207.00</u>	<u>91,051,158.31</u>	<u>0.00</u>	<u>0.00</u>	<u>17,374,917.83</u>	<u>121,046,207.00</u>	<u>91,051,158.31</u>
MB23 - MBIA JUVENILE													
State Pool													
MB23-MBIA JUVENILE	AR-0053	State Pool	05/13/20	Open	5,515,803.97	4,516,020.99	5,515,803.97	4,516,020.99	0.00	0.00	8,000,000.00	5,515,803.97	4,516,020.99

Portfolio Position
Ft. Bend County
Effective Interest - Actual Life
Receipts in Period
08/01/21 - 08/31/21

7

CUSIP	Invest Number	Security Description	Purchase Date	Call Date	Par Value On 08/01/21	Par Value On 08/31/21	Market Val On 08/01/21	Market Val On 08/31/21	Purchase Cost	Sales Proceeds	Original Princ/Cost	Amor Value On 08/01/21	Amor Value On 08/31/21
TT02-TX TERM Toll Rd. Operation	AR-0024	State Pool	11/01/08	Open	1,070.60	1,070.62	1,070.60	1,070.62	0.00	0.00	0.00	1,070.60	1,070.62
State Pool Total					1,070.60	1,070.62	1,070.60	1,070.62	0.00	0.00	0.00	1,070.60	1,070.62
TT02 - TEXAS TERM TOLL OPERATIONS Total					1,070.60	1,070.62	1,070.60	1,070.62	0.00	0.00	0.00	1,070.60	1,070.62
09 - Temporary Holding													
Money Market													
Cadence-Money Market Accts	AR-0058	Money Market	01/31/21	Open	299,752,096.26	166,580,187.63	299,752,096.26	166,580,187.63	0.00	0.00	210,194,488.52	299,752,096.26	166,580,187.63
Money Market Total					299,752,096.26	166,580,187.63	299,752,096.26	166,580,187.63	0.00	0.00	210,194,488.52	299,752,096.26	166,580,187.63
09 - Temporary Holding Total					299,752,096.26	166,580,187.63	299,752,096.26	166,580,187.63	0.00	0.00	210,194,488.52	299,752,096.26	166,580,187.63
Combined Port													
Money Market													
Cadence-Money Market Accts	AR-0058	Money Market	01/31/21	Open	299,752,096.26	166,580,187.63	299,752,096.26	166,580,187.63	0.00	0.00	210,194,488.52	299,752,096.26	166,580,187.63
Money Market Total					299,752,096.26	166,580,187.63	299,752,096.26	166,580,187.63	0.00	0.00	210,194,488.52	299,752,096.26	166,580,187.63
State Pool													
LO10-LOGIC-COUNTY'S CARE ACT	AR-0047	State Pool	05/12/20	Open	992.67	992.67	992.67	992.67	0.00	0.00	67,000,000.00	992.67	992.67
LOG1-Logic- General	AR-0028	State Pool	11/10/08	Open	743,046.99	743,071.55	743,046.99	743,071.55	0.00	0.00	10,000,000.00	743,046.99	743,071.55
LOG2-Logic-Toll Rd.Operations	AR-0029	State Pool	11/10/08	Open	35,126,255.55	35,127,416.33	35,126,255.55	35,127,416.33	0.00	0.00	2,000,000.00	35,126,255.55	35,127,416.33
LOG5-Logic-Drainage	AR-0032	State Pool	11/10/08	Open	522,336.48	522,353.74	522,336.48	522,353.74	0.00	0.00	500,000.00	522,336.48	522,353.74
LOG8-Logic-Road & Bridge	AR-0035	State Pool	11/10/08	Open	2,523,673.14	2,523,756.54	2,523,673.14	2,523,756.54	0.00	0.00	1,000,000.00	2,523,673.14	2,523,756.54
MB02-MBIA General	AR-0015	State Pool	11/01/08	Open	121,046,207.00	91,051,158.31	121,046,207.00	91,051,158.31	0.00	0.00	17,374,917.83	121,046,207.00	91,051,158.31
MB03-MBIA Road & Bridge	AR-0016	State Pool	11/01/08	Open	7,577,016.49	6,577,322.11	7,577,016.49	6,577,322.11	0.00	0.00	2,856,438.24	7,577,016.49	6,577,322.11
MB04-MBIA Drainage	AR-0017	State Pool	11/01/08	Open	6,291,664.90	13,292,224.12	6,291,664.90	13,292,224.12	0.00	0.00	1,267,218.21	6,291,664.90	13,292,224.12
MB06-MBIA Toll Rd. Operations	AR-0019	State Pool	11/01/08	Open	50,992,584.42	58,995,105.43	50,992,584.42	58,995,105.43	0.00	0.00	3,143,377.27	50,992,584.42	58,995,105.43
MB12-MBIA ESD 100 AGREEMENT	AR-0041	State Pool	08/31/16	Open	1,990,518.33	3,990,686.38	1,990,518.33	3,990,686.38	0.00	0.00	3,900,000.00	1,990,518.33	3,990,686.38
MB13-MBIA ASSISTANCE DIST #1	AR-0042	State Pool	08/31/16	Open	0.00	2,000,082.54	0.00	2,000,082.54	0.00	0.00	10,000,000.00	0.00	2,000,082.54
MB14-MBIA GR PARKWAY OPERATIONS	AR-0043	State Pool	08/31/16	Open	34,910,798.54	34,912,298.44	34,910,798.54	34,912,298.44	0.00	0.00	8,500,000.00	34,910,798.54	34,912,298.44
MB17 - SR LIEN BOND 2016	AR-0046	State Pool	12/09/16	Open	4,019,966.78	4,020,139.51	4,019,966.78	4,020,139.51	0.00	0.00	35,000,000.00	4,019,966.78	4,020,139.51
MB18-MBIA COUNTY'S CARES ACT	AR-0048	State Pool	05/12/20	Open	75,002,574.14	75,005,796.53	75,002,574.14	75,005,796.53	0.00	0.00	67,000,000.00	75,002,574.14	75,005,796.53
MB19-MBIA FBC ASSIST. DIST. #2	AR-0049	State Pool	05/13/20	Open	2,506,540.86	4,506,731.11	2,506,540.86	4,506,731.11	0.00	0.00	2,500,000.00	2,506,540.86	4,506,731.11
MB20- MBIA FBC ASSIST. DIST. #4	AR-0050	State Pool	05/13/20	Open	1,253,270.42	1,253,324.25	1,253,270.42	1,253,324.25	0.00	0.00	1,250,000.00	1,253,270.42	1,253,324.25
MB21-MBIA FBC ASSIST. DIST. #6	AR-0051	State Pool	05/13/20	Open	2,005,232.63	2,005,318.80	2,005,232.63	2,005,318.80	0.00	0.00	2,000,000.00	2,005,232.63	2,005,318.80
MB23-MBIA JUVENILE	AR-0053	State Pool	05/13/20	Open	5,515,803.97	4,516,020.99	5,515,803.97	4,516,020.99	0.00	0.00	8,000,000.00	5,515,803.97	4,516,020.99
MB24-MBIA DEBT SERVICE	AR-0054	State Pool	05/13/20	Open	21,009,397.18	6,010,262.45	21,009,397.18	6,010,262.45	0.00	0.00	21,000,000.00	21,009,397.18	6,010,262.45
MB25-MBIA DRAINAGE DEBT SERVICE	AR-0055	State Pool	05/13/20	Open	2,502,667.83	2,502,775.34	2,502,667.83	2,502,775.34	0.00	0.00	1,000,000.00	2,502,667.83	2,502,775.34
MB26-FACILITIES BOND 2018	AR-0056	State Pool	05/13/20	Open	10,035,664.88	10,036,096.07	10,035,664.88	10,036,096.07	0.00	0.00	14,000,000.00	10,035,664.88	10,036,096.07
MB27-MBIA TX HERITAGE PARKWAY	AR-0057	State Pool	05/13/20	Open	10,007,944.56	10,008,374.51	10,007,944.56	10,008,374.51	0.00	0.00	17,000,000.00	10,007,944.56	10,008,374.51
MB28-MBIA GRAND PARKWAY 2021	AR-0059	State Pool	08/02/21	Open	0.00	25,001,031.79	0.00	25,001,031.79	25,000,000.00	0.00	25,000,000.00	0.00	25,001,031.79
MB29-MBIA SR LIEN TOLL RD 2021	AR-0060	State Pool	08/02/21	Open	0.00	68,002,806.33	0.00	68,002,806.33	68,000,000.00	0.00	68,000,000.00	0.00	68,002,806.33
MB30-MBIA FLOOD PRO DRAINAGE 20	AR-0061	State Pool	08/02/21	Open	0.00	10,000,412.69	0.00	10,000,412.69	10,000,000.00	0.00	10,000,000.00	0.00	10,000,412.69
TT00-TX TERM General	AR-0022	State Pool	11/01/08	Open	1,071.82	1,071.84	1,071.82	1,071.84	0.00	0.00	10,006,437.87	1,071.82	1,071.84
TT02-TX TERM Toll Rd. Operation	AR-0024	State Pool	11/01/08	Open	1,070.60	1,070.62	1,070.60	1,070.62	0.00	0.00	0.00	1,070.60	1,070.62
TT04-TX TERM Road & Bridge	AR-0026	State Pool	11/01/08	Open	1,068.65	1,068.67	1,068.65	1,068.67	0.00	0.00	10,463.28	1,068.65	1,068.67
TT05-TX TERM Drainage	AR-0027	State Pool	11/01/08	Open	354.52	354.53	354.52	354.53	0.00	0.00	109,774.61	354.52	354.53
State Pool Total					395,587,723.35	472,609,124.19	395,587,723.35	472,609,124.19	103,000,000.00	0.00	409,418,627.31	395,587,723.35	472,609,124.19
Combined Port Total					695,339,819.61	639,189,311.82	695,339,819.61	639,189,311.82	103,000,000.00	0.00	619,613,115.83	695,339,819.61	639,189,311.82

Earnings and Yields Summary

Ft. Bend County

Effective Interest - Actual Life

Receipts in Period

08/01/21 - 08/31/21

8

Security Description	08/01/21 08/07/21	08/08/21 08/14/21	08/15/21 08/21/21	08/22/21 08/28/21	08/29/21 08/31/21	08/01/21 08/31/21
Combined Port						
Money Market	4,683.59	4,683.59	4,683.59	4,683.59	1,709.95	20,444.31
State Pool	<u>4,799.67</u>	<u>4,970.54</u>	<u>4,886.75</u>	<u>4,853.23</u>	<u>1,890.69</u>	<u>21,400.88</u>
Port Total	<u>9,483.26</u>	<u>9,654.13</u>	<u>9,570.34</u>	<u>9,536.82</u>	<u>3,600.64</u>	<u>41,845.19</u>
Combined Port						
Money Market	0.0815	0.0815	0.0815	0.0815	0.0815	0.0815
State Pool	<u>0.0499</u>	<u>0.0499</u>	<u>0.0499</u>	<u>0.0499</u>	<u>0.0475</u>	<u>0.0496</u>
Port Total	<u>0.0617</u>	<u>0.0614</u>	<u>0.0615</u>	<u>0.0616</u>	<u>0.0592</u>	<u>0.0614</u>

Maturity Aging
Ft. Bend County
 Effective Interest - Actual Life
 Receipts in Period
 08/31/21

CUSIP	Invest Number	Security Description	Purchase Date	Days to Maturity	Yield Matur
Cash / Money Market					
Cadence-Money Market Accts	AR-0058	Money Market	01/31/21	0	0.1500
LO10-LOGIC-COUNTY'S CARE ACT	AR-0047	State Pool	05/12/20	0	0.0518
LOG1-Logic- General	AR-0028	State Pool	11/10/08	0	0.0389
LOG2-Logic-Toll Rd.Operations	AR-0029	State Pool	11/10/08	0	0.0389
LOG5-Logic-Drainage	AR-0032	State Pool	11/10/08	0	0.0389
LOG8-Logic-Road & Bridge	AR-0035	State Pool	11/10/08	0	0.0389
MB02-MBIA General	AR-0015	State Pool	11/01/08	0	0.0506
MB03-MBIA Road & Bridge	AR-0016	State Pool	11/01/08	0	0.0506
MB04-MBIA Drainage	AR-0017	State Pool	11/01/08	0	0.0506
MB06-MBIA Toll Rd. Operations	AR-0019	State Pool	11/01/08	0	0.0506
MB12-MBIA ESD 100 AGREEMENT	AR-0041	State Pool	08/31/16	0	0.0506
MB13-MBIA ASSISTANCE DIST #1	AR-0042	State Pool	08/31/16	0	0.0506
MB14-MBIA GR PARKWAY OPERATIONS	AR-0043	State Pool	08/31/16	0	0.0506
MB17 - SR LIEN BOND 2016	AR-0046	State Pool	12/09/16	0	0.0506
MB18-MBIA COUNTY'S CARES ACT	AR-0048	State Pool	05/12/20	0	0.0506
MB19-MBIA FBC ASSIST. DIST. #2	AR-0049	State Pool	05/13/20	0	0.0506
MB20- MBIA FBC ASSIST. DIST. #4	AR-0050	State Pool	05/13/20	0	0.0506
MB21-MBIA FBC ASSIST. DIST. #6	AR-0051	State Pool	05/13/20	0	0.0506
MB23-MBIA JUVENILE	AR-0053	State Pool	05/13/20	0	0.0506
MB24-MBIA DEBT SERVICE	AR-0054	State Pool	05/13/20	0	0.0506
MB25-MBIA DRAINAGE DEBT SERVICE	AR-0055	State Pool	05/13/20	0	0.0506
MB26-FACILITIES BOND 2018	AR-0056	State Pool	05/13/20	0	0.0506
MB27-MBIA TX HERITAGE PARKWAY	AR-0057	State Pool	05/13/20	0	0.0506
MB28-MBIA GRAND PARKWAY 2021	AR-0059	State Pool	08/02/21	0	0.0506
MB29-MBIA SR LIEN TOLL RD 2021	AR-0060	State Pool	08/02/21	0	0.0506
MB30-MBIA FLOOD PRO DRAINAGE 20	AR-0061	State Pool	08/02/21	0	0.0506
TT00-TX TERM General	AR-0022	State Pool	11/01/08	0	0.0200
TT02-TX TERM Toll Rd. Operation	AR-0024	State Pool	11/01/08	0	0.0200
TT04-TX TERM Road & Bridge	AR-0026	State Pool	11/01/08	0	0.0200
TT05-TX TERM Drainage	AR-0027	State Pool	11/01/08	0	0.0200
Cash / Money Market Total				0	0.0758
Investment Total				0	0.0758

Activity Statement
Ft. Bend County
Effective Interest - Actual Life
Receipts in Period
08/01/21 - 08/31/21

10

Purchase Date	Sale Date	CUSIP	Invest Number	Security Description	Amor Value On 08/01/21	Changes In Principal	Purchase Cost	Sales Proceeds	Purchased Interest	Int/Div Rec In the Perd	Amor Value On 08/31/21
Money Market											
01/31/21	Open	Cadence-Money Market Accts	AR-0058	Money Market	299,752,096.26	-133,171,908.63	0.00	0.00	0.00	20,444.31	166,580,187.63
Money Market Total					299,752,096.26	-133,171,908.63	0.00	0.00	0.00	20,444.31	166,580,187.63
State Pool											
11/01/08	Open	MB02-MBIA General	AR-0015	State Pool	121,046,207.00	-29,995,048.69	0.00	0.00	0.00	4,951.31	91,051,158.31
11/01/08	Open	MB03-MBIA Road & Bridge	AR-0016	State Pool	7,577,016.49	-999,694.38	0.00	0.00	0.00	305.62	6,577,322.11
11/01/08	Open	MB04-MBIA Drainage	AR-0017	State Pool	6,291,664.90	7,000,559.22	0.00	0.00	0.00	559.22	13,292,224.12
11/01/08	Open	MB06-MBIA Toll Rd. Operations	AR-0019	State Pool	50,992,584.42	8,002,521.01	0.00	0.00	0.00	2,521.01	58,995,105.43
11/01/08	Open	TT00-TX TERM General	AR-0022	State Pool	1,071.82	0.02	0.00	0.00	0.00	0.02	1,071.84
11/01/08	Open	TT02-TX TERM Toll Rd. Operation	AR-0024	State Pool	1,070.60	0.02	0.00	0.00	0.00	0.02	1,070.62
11/01/08	Open	TT04-TX TERM Road & Bridge	AR-0026	State Pool	1,068.65	0.02	0.00	0.00	0.00	0.02	1,068.67
11/01/08	Open	TT05-TX TERM Drainage	AR-0027	State Pool	354.52	0.01	0.00	0.00	0.00	0.01	354.53
11/10/08	Open	LOG1-Logic- General	AR-0028	State Pool	743,046.99	24.56	0.00	0.00	0.00	24.56	743,071.55
11/10/08	Open	LOG2-Logic-Toll Rd.Operations	AR-0029	State Pool	35,126,255.55	1,160.78	0.00	0.00	0.00	1,160.78	35,127,416.33
11/10/08	Open	LOG5-Logic-Drainage	AR-0032	State Pool	522,336.48	17.26	0.00	0.00	0.00	17.26	522,353.74
11/10/08	Open	LOG8-Logic-Road & Bridge	AR-0035	State Pool	2,523,673.14	83.40	0.00	0.00	0.00	83.40	2,523,756.54
08/31/16	Open	MB12-MBIA ESD 100 AGREEMENT	AR-0041	State Pool	1,990,518.33	2,000,168.05	0.00	0.00	0.00	168.05	3,990,686.38
08/31/16	Open	MB13-MBIA ASSISTANCE DIST #1	AR-0042	State Pool	0.00	2,000,082.54	0.00	0.00	0.00	82.54	2,000,082.54
08/31/16	Open	MB14-MBIA GR PARKWAY OPERATIONS	AR-0043	State Pool	34,910,798.54	1,499.90	0.00	0.00	0.00	1,499.90	34,912,298.44
12/09/16	Open	MB17 - SR LIEN BOND 2016	AR-0046	State Pool	4,019,966.78	172.73	0.00	0.00	0.00	172.73	4,020,139.51
05/12/20	Open	LO10-LOGIC-COUNTY'S CARE ACT	AR-0047	State Pool	992.67	0.00	0.00	0.00	0.00	0.00	992.67
05/12/20	Open	MB18-MBIA COUNTY'S CARES ACT	AR-0048	State Pool	75,002,574.14	3,222.39	0.00	0.00	0.00	3,222.39	75,005,796.53
05/13/20	Open	MB19-MBIA FBC ASSIST. DIST. #2	AR-0049	State Pool	2,506,540.86	2,000,190.25	0.00	0.00	0.00	190.25	4,506,731.11
05/13/20	Open	MB20- MBIA FBC ASSIST. DIST. #4	AR-0050	State Pool	1,253,270.42	53.83	0.00	0.00	0.00	53.83	1,253,324.25
05/13/20	Open	MB21-MBIA FBC ASSIST. DIST. #6	AR-0051	State Pool	2,005,232.63	86.17	0.00	0.00	0.00	86.17	2,005,318.80
05/13/20	Open	MB23-MBIA JUVENILE	AR-0053	State Pool	5,515,803.97	-999,782.98	0.00	0.00	0.00	217.02	4,516,020.99
05/13/20	Open	MB24-MBIA DEBT SERVICE	AR-0054	State Pool	21,009,397.18	-14,999,134.73	0.00	0.00	0.00	865.27	6,010,262.45
05/13/20	Open	MB25-MBIA DRAINAGE DEBT SERVICE	AR-0055	State Pool	2,502,667.83	107.51	0.00	0.00	0.00	107.51	2,502,775.34
05/13/20	Open	MB26-FACILITIES BOND 2018	AR-0056	State Pool	10,035,664.88	431.19	0.00	0.00	0.00	431.19	10,036,096.07
05/13/20	Open	MB27-MBIA TX HERITAGE PARKWAY	AR-0057	State Pool	10,007,944.56	429.95	0.00	0.00	0.00	429.95	10,008,374.51
08/02/21	Open	MB28-MBIA GRAND PARKWAY 2021	AR-0059	State Pool	0.00	1,031.79	25,000,000.00	0.00	0.00	1,031.79	25,001,031.79
08/02/21	Open	MB29-MBIA SR LIEN TOLL RD 2021	AR-0060	State Pool	0.00	2,806.33	68,000,000.00	0.00	0.00	2,806.33	68,002,806.33
08/02/21	Open	MB30-MBIA FLOOD PRO DRAINAGE 20	AR-0061	State Pool	0.00	412.69	10,000,000.00	0.00	0.00	412.69	10,000,412.69
State Pool Total					395,587,723.35	-25,978,599.16	103,000,000.00	0.00	0.00	21,400.84	472,609,124.19
Investment Total					695,339,819.61	-159,150,507.79	103,000,000.00	0.00	0.00	41,845.15	639,189,311.82

Interest Accrual
Ft. Bend County
Effective Interest - Actual Life
Receipts in Period
08/01/21 - 08/31/21

11

CUSIP	Invest Number	Security Description	Purchase Date	Sale Date	Yield Earned	Ending Par Val/Shares	Ending Amor Val/Cost	Purchased Interest	Int/Div Rec In the Perd	Int/Div Accrued In the Perd	PTD Purch Received	Int/Div Rec Purch/Date	Int/Div Accrued Purch/Date
09 - Temporary Holding													
Money Market													
Cadence-Money Market Accts	AR-0058	Money Market	01/31/21	Open	0.0815	166,580,187.63	166,580,187.63	0.00	20,444.31	0.00	0.00	251,798.50	0.00
Money Market Total					0.0815	166,580,187.63	166,580,187.63	0.00	20,444.31	0.00	0.00	251,798.50	0.00
09 - Temporary Holding Total					0.0815	166,580,187.63	166,580,187.63	0.00	20,444.31	0.00	0.00	251,798.50	0.00
130 - Assistance Dist #1													
State Pool													
MB13-MBIA ASSISTANCE DIST #1	AR-0042	State Pool	08/31/16	Open	0.0502	2,000,082.54	2,000,082.54	0.00	82.54	0.00	0.00	93,605.23	0.00
State Pool Total					0.0502	2,000,082.54	2,000,082.54	0.00	82.54	0.00	0.00	93,605.23	0.00
130 - Assistance Dist #1 Total					0.0502	2,000,082.54	2,000,082.54	0.00	82.54	0.00	0.00	93,605.23	0.00
145 - ESD 100 Agreement													
State Pool													
MB12-MBIA ESD 100 AGREEMENT	AR-0041	State Pool	08/31/16	Open	0.0504	3,990,686.38	3,990,686.38	0.00	168.05	0.00	0.00	89,127.62	0.00
State Pool Total					0.0504	3,990,686.38	3,990,686.38	0.00	168.05	0.00	0.00	89,127.62	0.00
145 - ESD 100 Agreement Total					0.0504	3,990,686.38	3,990,686.38	0.00	168.05	0.00	0.00	89,127.62	0.00
802 - Sr Lien 2016													
State Pool													
MB17 - SR LIEN BOND 2016	AR-0046	State Pool	12/09/16	Open	0.0506	4,020,139.51	4,020,139.51	0.00	172.73	0.00	0.00	170,880.55	0.00
State Pool Total					0.0506	4,020,139.51	4,020,139.51	0.00	172.73	0.00	0.00	170,880.55	0.00
802 - Sr Lien 2016 Total					0.0506	4,020,139.51	4,020,139.51	0.00	172.73	0.00	0.00	170,880.55	0.00
810 - FBC Toll Road Operations													
State Pool													
TT02-TX TERM Toll Rd. Operation	AR-0024	State Pool	11/01/08	Open	0.0000	0.00	0.00	0.00	0.00	0.00	0.00	0.00	0.00
State Pool Total					0.0000	0.00	0.00	0.00	0.00	0.00	0.00	0.00	0.00
810 - FBC Toll Road Operations Total					0.0000	0.00	0.00	0.00	0.00	0.00	0.00	0.00	0.00
815 - Grand Parkway Operations													
State Pool													
MB14-MBIA GR PARKWAY OPERATIONS	AR-0043	State Pool	08/31/16	Open	0.0506	34,912,298.44	34,912,298.44	0.00	1,499.90	0.00	0.00	412,292.96	0.00
State Pool Total					0.0506	34,912,298.44	34,912,298.44	0.00	1,499.90	0.00	0.00	412,292.96	0.00
815 - Grand Parkway Operations Total					0.0506	34,912,298.44	34,912,298.44	0.00	1,499.90	0.00	0.00	412,292.96	0.00
LO10 - LOGIC COUNTYS CARES ACT													
State Pool													
LO10-LOGIC-COUNTY'S CARE ACT	AR-0047	State Pool	05/12/20	Open	0.0518	992.67	992.67	0.00	0.00	0.04	0.00	146,992.67	0.04
State Pool Total					0.0518	992.67	992.67	0.00	0.00	0.04	0.00	146,992.67	0.04
LO10 - LOGIC COUNTYS CARES ACT Total					0.0518	992.67	992.67	0.00	0.00	0.04	0.00	146,992.67	0.04
LOG1 - LOGIC GENERAL													
State Pool													
LOG1-Logic- General	AR-0028	State Pool	11/10/08	Open	0.0389	743,071.55	743,071.55	0.00	24.56	0.00	0.00	813,504.53	0.00
State Pool Total					0.0389	743,071.55	743,071.55	0.00	24.56	0.00	0.00	813,504.53	0.00
LOG1 - LOGIC GENERAL Total					0.0389	743,071.55	743,071.55	0.00	24.56	0.00	0.00	813,504.53	0.00
LOG2 - LOGIC TOLL OPERATIONS													
State Pool													
LOG2-Logic-Toll Rd.Operations	AR-0029	State Pool	11/10/08	Open	0.0389	35,127,416.33	35,127,416.33	0.00	1,160.78	0.00	0.00	188,747.41	0.00
State Pool Total					0.0389	35,127,416.33	35,127,416.33	0.00	1,160.78	0.00	0.00	188,747.41	0.00
LOG2 - LOGIC TOLL OPERATIONS Total					0.0389	35,127,416.33	35,127,416.33	0.00	1,160.78	0.00	0.00	188,747.41	0.00
LOG5 - LOGIC DRAINAGE													

Interest Accrual
Ft. Bend County
Effective Interest - Actual Life
Receipts in Period
08/01/21 - 08/31/21

CUSIP	Invest Number	Security Description	Purchase Date	Sale Date	Yield Earned	Ending Par Val/Shares	Ending Amor Val/Cost	Purchased Interest	Int/Div Rec In the Perd	Int/Div Accrued In the Perd	PTD Purch Received	Int/Div Rec Purch/Date	Int/Div Accrued Purch/Date
State Pool													
LOG5-Logic-Drainage	AR-0032	State Pool	11/10/08	Open	<u>0.0389</u>	<u>522,353.74</u>	<u>522,353.74</u>	<u>0.00</u>	<u>17.26</u>	<u>0.00</u>	<u>0.00</u>	<u>24,597.51</u>	<u>0.00</u>
State Pool Total					<u>0.0389</u>	<u>522,353.74</u>	<u>522,353.74</u>	<u>0.00</u>	<u>17.26</u>	<u>0.00</u>	<u>0.00</u>	<u>24,597.51</u>	<u>0.00</u>
LOG5 - LOGIC DRAINAGE Total					<u>0.0389</u>	<u>522,353.74</u>	<u>522,353.74</u>	<u>0.00</u>	<u>17.26</u>	<u>0.00</u>	<u>0.00</u>	<u>24,597.51</u>	<u>0.00</u>
LOG8 - LOGIC ROAD & BRIDGE													
State Pool													
LOG8-Logic-Road & Bridge	AR-0035	State Pool	11/10/08	Open	<u>0.0389</u>	<u>2,523,756.54</u>	<u>2,523,756.54</u>	<u>0.00</u>	<u>83.40</u>	<u>0.00</u>	<u>0.00</u>	<u>29,244.06</u>	<u>0.00</u>
State Pool Total					<u>0.0389</u>	<u>2,523,756.54</u>	<u>2,523,756.54</u>	<u>0.00</u>	<u>83.40</u>	<u>0.00</u>	<u>0.00</u>	<u>29,244.06</u>	<u>0.00</u>
LOG8 - LOGIC ROAD & BRIDGE Total					<u>0.0389</u>	<u>2,523,756.54</u>	<u>2,523,756.54</u>	<u>0.00</u>	<u>83.40</u>	<u>0.00</u>	<u>0.00</u>	<u>29,244.06</u>	<u>0.00</u>
MB02 - MBIA GENERAL													
State Pool													
MB02-MBIA General	AR-0015	State Pool	11/01/08	Open	<u>0.0507</u>	<u>91,051,158.31</u>	<u>91,051,158.31</u>	<u>0.00</u>	<u>4,951.31</u>	<u>0.00</u>	<u>0.00</u>	<u>780,508.68</u>	<u>0.00</u>
State Pool Total					<u>0.0507</u>	<u>91,051,158.31</u>	<u>91,051,158.31</u>	<u>0.00</u>	<u>4,951.31</u>	<u>0.00</u>	<u>0.00</u>	<u>780,508.68</u>	<u>0.00</u>
MB02 - MBIA GENERAL Total					<u>0.0507</u>	<u>91,051,158.31</u>	<u>91,051,158.31</u>	<u>0.00</u>	<u>4,951.31</u>	<u>0.00</u>	<u>0.00</u>	<u>780,508.68</u>	<u>0.00</u>
MB03 - MBIA ROAD & BRIDGE													
State Pool													
MB03-MBIA Road & Bridge	AR-0016	State Pool	11/01/08	Open	<u>0.0507</u>	<u>6,577,322.11</u>	<u>6,577,322.11</u>	<u>0.00</u>	<u>305.62</u>	<u>0.00</u>	<u>0.00</u>	<u>118,061.26</u>	<u>0.00</u>
State Pool Total					<u>0.0507</u>	<u>6,577,322.11</u>	<u>6,577,322.11</u>	<u>0.00</u>	<u>305.62</u>	<u>0.00</u>	<u>0.00</u>	<u>118,061.26</u>	<u>0.00</u>
MB03 - MBIA ROAD & BRIDGE Total					<u>0.0507</u>	<u>6,577,322.11</u>	<u>6,577,322.11</u>	<u>0.00</u>	<u>305.62</u>	<u>0.00</u>	<u>0.00</u>	<u>118,061.26</u>	<u>0.00</u>
MB04 - MBIA DRAINAGE													
State Pool													
MB04-MBIA Drainage	AR-0017	State Pool	11/01/08	Open	<u>0.0504</u>	<u>13,292,224.12</u>	<u>13,292,224.12</u>	<u>0.00</u>	<u>559.22</u>	<u>0.00</u>	<u>0.00</u>	<u>147,516.52</u>	<u>2,620.73</u>
State Pool Total					<u>0.0504</u>	<u>13,292,224.12</u>	<u>13,292,224.12</u>	<u>0.00</u>	<u>559.22</u>	<u>0.00</u>	<u>0.00</u>	<u>147,516.52</u>	<u>2,620.73</u>
MB04 - MBIA DRAINAGE Total					<u>0.0504</u>	<u>13,292,224.12</u>	<u>13,292,224.12</u>	<u>0.00</u>	<u>559.22</u>	<u>0.00</u>	<u>0.00</u>	<u>147,516.52</u>	<u>2,620.73</u>
MB06 - MBIA TOLL RD OPERATIONS													
State Pool													
MB06-MBIA Toll Rd. Operations	AR-0019	State Pool	11/01/08	Open	<u>0.0505</u>	<u>58,995,105.43</u>	<u>58,995,105.43</u>	<u>0.00</u>	<u>2,521.01</u>	<u>0.00</u>	<u>0.00</u>	<u>682,271.87</u>	<u>38,363.64</u>
State Pool Total					<u>0.0505</u>	<u>58,995,105.43</u>	<u>58,995,105.43</u>	<u>0.00</u>	<u>2,521.01</u>	<u>0.00</u>	<u>0.00</u>	<u>682,271.87</u>	<u>38,363.64</u>
MB06 - MBIA TOLL RD OPERATIONS Total					<u>0.0505</u>	<u>58,995,105.43</u>	<u>58,995,105.43</u>	<u>0.00</u>	<u>2,521.01</u>	<u>0.00</u>	<u>0.00</u>	<u>682,271.87</u>	<u>38,363.64</u>
MB18 - MBIA COUNTYS CARES ACT													
State Pool													
MB18-MBIA COUNTY'S CARES ACT	AR-0048	State Pool	05/12/20	Open	<u>0.0506</u>	<u>75,005,796.53</u>	<u>75,005,796.53</u>	<u>0.00</u>	<u>3,222.39</u>	<u>0.00</u>	<u>0.00</u>	<u>107,715.99</u>	<u>0.00</u>
State Pool Total					<u>0.0506</u>	<u>75,005,796.53</u>	<u>75,005,796.53</u>	<u>0.00</u>	<u>3,222.39</u>	<u>0.00</u>	<u>0.00</u>	<u>107,715.99</u>	<u>0.00</u>
MB18 - MBIA COUNTYS CARES ACT Total					<u>0.0506</u>	<u>75,005,796.53</u>	<u>75,005,796.53</u>	<u>0.00</u>	<u>3,222.39</u>	<u>0.00</u>	<u>0.00</u>	<u>107,715.99</u>	<u>0.00</u>
MB19 - MBIA FBC ASSIST DIST #2													
State Pool													
MB19-MBIA FBC ASSIST. DIST. #2	AR-0049	State Pool	05/13/20	Open	<u>0.0504</u>	<u>4,506,731.11</u>	<u>4,506,731.11</u>	<u>0.00</u>	<u>190.25</u>	<u>0.00</u>	<u>0.00</u>	<u>6,731.11</u>	<u>0.00</u>
State Pool Total					<u>0.0504</u>	<u>4,506,731.11</u>	<u>4,506,731.11</u>	<u>0.00</u>	<u>190.25</u>	<u>0.00</u>	<u>0.00</u>	<u>6,731.11</u>	<u>0.00</u>
MB19 - MBIA FBC ASSIST DIST #2 Total					<u>0.0504</u>	<u>4,506,731.11</u>	<u>4,506,731.11</u>	<u>0.00</u>	<u>190.25</u>	<u>0.00</u>	<u>0.00</u>	<u>6,731.11</u>	<u>0.00</u>
MB20 - MBIA FBC ASSIST DIST #4													
State Pool													
MB20- MBIA FBC ASSIST. DIST. #4	AR-0050	State Pool	05/13/20	Open	<u>0.0506</u>	<u>1,253,324.25</u>	<u>1,253,324.25</u>	<u>0.00</u>	<u>53.83</u>	<u>0.00</u>	<u>0.00</u>	<u>3,324.25</u>	<u>0.00</u>
State Pool Total					<u>0.0506</u>	<u>1,253,324.25</u>	<u>1,253,324.25</u>	<u>0.00</u>	<u>53.83</u>	<u>0.00</u>	<u>0.00</u>	<u>3,324.25</u>	<u>0.00</u>
MB20 - MBIA FBC ASSIST DIST #4 Total					<u>0.0506</u>	<u>1,253,324.25</u>	<u>1,253,324.25</u>	<u>0.00</u>	<u>53.83</u>	<u>0.00</u>	<u>0.00</u>	<u>3,324.25</u>	<u>0.00</u>
MB21 - MBIA ASSIST DIST #6													
State Pool													

Interest Accrual
Ft. Bend County
Effective Interest - Actual Life
Receipts in Period
08/01/21 - 08/31/21

CUSIP	Invest Number	Security Description	Purchase Date	Sale Date	Yield Earned	Ending Par Val/Shares	Ending Amor Val/Cost	Purchased Interest	Int/Div Rec In the Perd	Int/Div Accrued In the Perd	PTD Purch Received	Int/Div Rec Purch/Date	Int/Div Accrued Purch/Date
MB21-MBIA FBC ASSIST. DIST. #6	AR-0051	State Pool	05/13/20	Open	0.0506	2,005,318.80	2,005,318.80	0.00	86.17	0.00	0.00	5,318.80	0.00
State Pool Total					0.0506	2,005,318.80	2,005,318.80	0.00	86.17	0.00	0.00	5,318.80	0.00
MB21 - MBIA ASSIST DIST #6 Total					0.0506	2,005,318.80	2,005,318.80	0.00	86.17	0.00	0.00	5,318.80	0.00
MB23 - MBIA JUVENILE													
State Pool													
MB23-MBIA JUVENILE	AR-0053	State Pool	05/13/20	Open	0.0508	4,516,020.99	4,516,020.99	0.00	217.02	0.00	0.00	16,020.99	0.00
State Pool Total					0.0508	4,516,020.99	4,516,020.99	0.00	217.02	0.00	0.00	16,020.99	0.00
MB23 - MBIA JUVENILE Total					0.0508	4,516,020.99	4,516,020.99	0.00	217.02	0.00	0.00	16,020.99	0.00
MB24 - MBIA DEBT SERVICE													
State Pool													
MB24-MBIA DEBT SERVICE	AR-0054	State Pool	05/13/20	Open	0.0508	6,010,262.45	6,010,262.45	0.00	865.27	0.00	0.00	41,985.21	0.00
State Pool Total					0.0508	6,010,262.45	6,010,262.45	0.00	865.27	0.00	0.00	41,985.21	0.00
MB24 - MBIA DEBT SERVICE Total					0.0508	6,010,262.45	6,010,262.45	0.00	865.27	0.00	0.00	41,985.21	0.00
MB25 - MBIA DRAINAGE DEBT SERVICE													
State Pool													
MB25-MBIA DRAINAGE DEBT SERVICE	AR-0055	State Pool	05/13/20	Open	0.0506	2,502,775.34	2,502,775.34	0.00	107.51	0.00	0.00	2,775.34	0.00
State Pool Total					0.0506	2,502,775.34	2,502,775.34	0.00	107.51	0.00	0.00	2,775.34	0.00
MB25 - MBIA DRAINAGE DEBT SERVICE Total					0.0506	2,502,775.34	2,502,775.34	0.00	107.51	0.00	0.00	2,775.34	0.00
MB26 - MBIA FACILITIES BOND 2018													
State Pool													
MB26-FACILITIES BOND 2018	AR-0056	State Pool	05/13/20	Open	0.0506	10,036,096.07	10,036,096.07	0.00	431.19	0.00	0.00	36,096.07	0.00
State Pool Total					0.0506	10,036,096.07	10,036,096.07	0.00	431.19	0.00	0.00	36,096.07	0.00
MB26 - MBIA FACILITIES BOND 2018 Total					0.0506	10,036,096.07	10,036,096.07	0.00	431.19	0.00	0.00	36,096.07	0.00
MB27 - MBIA TX HERITAGE PARKWAY 2020													
State Pool													
MB27-MBIA TX HERITAGE PARKWAY	AR-0057	State Pool	05/13/20	Open	0.0506	10,008,374.51	10,008,374.51	0.00	429.95	0.00	0.00	38,753.86	0.00
State Pool Total					0.0506	10,008,374.51	10,008,374.51	0.00	429.95	0.00	0.00	38,753.86	0.00
MB27 - MBIA TX HERITAGE PARKWAY 2020 Total					0.0506	10,008,374.51	10,008,374.51	0.00	429.95	0.00	0.00	38,753.86	0.00
MB28 - MBIA Grand Parkway 2021													
State Pool													
MB28-MBIA GRAND PARKWAY 2021	AR-0059	State Pool	08/02/21	Open	0.0502	25,001,031.79	25,001,031.79	0.00	1,031.79	0.00	0.00	1,031.79	0.00
State Pool Total					0.0502	25,001,031.79	25,001,031.79	0.00	1,031.79	0.00	0.00	1,031.79	0.00
MB28 - MBIA Grand Parkway 2021 Total					0.0502	25,001,031.79	25,001,031.79	0.00	1,031.79	0.00	0.00	1,031.79	0.00
MB29 - MBIA Sr Lien 2021													
State Pool													
MB29-MBIA SR LIEN TOLL RD 2021	AR-0060	State Pool	08/02/21	Open	0.0502	68,002,806.33	68,002,806.33	0.00	2,806.33	0.00	0.00	2,806.33	0.00
State Pool Total					0.0502	68,002,806.33	68,002,806.33	0.00	2,806.33	0.00	0.00	2,806.33	0.00
MB29 - MBIA Sr Lien 2021 Total					0.0502	68,002,806.33	68,002,806.33	0.00	2,806.33	0.00	0.00	2,806.33	0.00
MB30 - MBIA Flood Proj Drainage 20													
State Pool													
MB30-MBIA FLOOD PRO DRAINAGE 20	AR-0061	State Pool	08/02/21	Open	0.0502	10,000,412.69	10,000,412.69	0.00	412.69	0.00	0.00	412.69	0.00
State Pool Total					0.0502	10,000,412.69	10,000,412.69	0.00	412.69	0.00	0.00	412.69	0.00
MB30 - MBIA Flood Proj Drainage 20 Total					0.0502	10,000,412.69	10,000,412.69	0.00	412.69	0.00	0.00	412.69	0.00
TT00 - TEXAS TERM GENERAL													
State Pool													
TT00-TX TERM General	AR-0022	State Pool	11/01/08	Open	0.0220	1,071.84	1,071.84	0.00	0.02	0.00	0.00	21,456.61	0.00

Interest Accrual
Ft. Bend County
Effective Interest - Actual Life
Receipts in Period
08/01/21 - 08/31/21

CUSIP	Invest Number	Security Description	Purchase Date	Sale Date	Yield Earned	Ending Par Val/Shares	Ending Amor Val/Cost	Purchased Interest	Int/Div Rec In the Perd	Int/Div Accrued In the Perd	PTD Purch Received	Int/Div Rec Purch/Date	Int/Div Accrued Purch/Date
State Pool Total					<u>0.0220</u>	<u>1,071.84</u>	<u>1,071.84</u>	<u>0.00</u>	<u>0.02</u>	<u>0.00</u>	<u>0.00</u>	<u>21,456.61</u>	<u>0.00</u>
TT00 - TEXAS TERM GENERAL Total					<u>0.0220</u>	<u>1,071.84</u>	<u>1,071.84</u>	<u>0.00</u>	<u>0.02</u>	<u>0.00</u>	<u>0.00</u>	<u>21,456.61</u>	<u>0.00</u>
TT02 - TEXAS TERM TOLL OPERATIONS													
State Pool													
TT02-TX TERM Toll Rd. Operation	AR-0024	State Pool	11/01/08	Open	<u>0.0220</u>	<u>1,070.62</u>	<u>1,070.62</u>	<u>0.00</u>	<u>0.02</u>	<u>0.00</u>	<u>0.00</u>	<u>18,000.52</u>	<u>0.00</u>
State Pool Total					<u>0.0220</u>	<u>1,070.62</u>	<u>1,070.62</u>	<u>0.00</u>	<u>0.02</u>	<u>0.00</u>	<u>0.00</u>	<u>18,000.52</u>	<u>0.00</u>
TT02 - TEXAS TERM TOLL OPERATIONS Total					<u>0.0220</u>	<u>1,070.62</u>	<u>1,070.62</u>	<u>0.00</u>	<u>0.02</u>	<u>0.00</u>	<u>0.00</u>	<u>18,000.52</u>	<u>0.00</u>
TT04 - TEXAS TERM ROAD & BRIDGE													
State Pool													
TT04-TX TERM Road & Bridge	AR-0026	State Pool	11/01/08	Open	<u>0.0220</u>	<u>1,068.67</u>	<u>1,068.67</u>	<u>0.00</u>	<u>0.02</u>	<u>0.00</u>	<u>0.00</u>	<u>8,275.95</u>	<u>0.00</u>
State Pool Total					<u>0.0220</u>	<u>1,068.67</u>	<u>1,068.67</u>	<u>0.00</u>	<u>0.02</u>	<u>0.00</u>	<u>0.00</u>	<u>8,275.95</u>	<u>0.00</u>
TT04 - TEXAS TERM ROAD & BRIDGE Total					<u>0.0220</u>	<u>1,068.67</u>	<u>1,068.67</u>	<u>0.00</u>	<u>0.02</u>	<u>0.00</u>	<u>0.00</u>	<u>8,275.95</u>	<u>0.00</u>
TT05 - TEXAS TERM DRAINAGE													
State Pool													
TT05-TX TERM Drainage	AR-0027	State Pool	11/01/08	Open	<u>0.0332</u>	<u>354.53</u>	<u>354.53</u>	<u>0.00</u>	<u>0.01</u>	<u>0.00</u>	<u>0.00</u>	<u>5,033.80</u>	<u>0.00</u>
State Pool Total					<u>0.0332</u>	<u>354.53</u>	<u>354.53</u>	<u>0.00</u>	<u>0.01</u>	<u>0.00</u>	<u>0.00</u>	<u>5,033.80</u>	<u>0.00</u>
TT05 - TEXAS TERM DRAINAGE Total					<u>0.0332</u>	<u>354.53</u>	<u>354.53</u>	<u>0.00</u>	<u>0.01</u>	<u>0.00</u>	<u>0.00</u>	<u>5,033.80</u>	<u>0.00</u>

Premium/Discount Amortization
Ft. Bend County
Effective Interest - Actual Life
Receipts in Period
08/01/21 - 08/31/21

CUSIP	Invest Number	Security Description	Purchase Date	Amortiz Date	Yield Earned	Beginning Par Val/Shares	Beginning Unamor Val/Cost	Premium Discount	Ending Par Val/Shares	Ending Amor Val/Cost	Unamor Prem/Dscnt	Amortization In the Perd	Amortization Purch/Date
Money Market													
Cadence-Money Market Accts	AR-0058	Money Market	01/31/21	Open	0.0815	299,752,096.26	299,752,096.26	0.00	166,580,187.63	166,580,187.63	0.00	0.00	0.00
Money Market Total					0.0815	299,752,096.26	299,752,096.26	0.00	166,580,187.63	166,580,187.63	0.00	0.00	0.00
State Pool													
MB02-MBIA General	AR-0015	State Pool	11/01/08	Open	0.0507	121,046,207.00	121,046,207.00	0.00	91,051,158.31	91,051,158.31	0.00	0.00	0.00
MB03-MBIA Road & Bridge	AR-0016	State Pool	11/01/08	Open	0.0507	7,577,016.49	7,577,016.49	0.00	6,577,322.11	6,577,322.11	0.00	0.00	0.00
MB04-MBIA Drainage	AR-0017	State Pool	11/01/08	Open	0.0504	6,291,664.90	6,291,664.90	0.00	13,292,224.12	13,292,224.12	0.00	0.00	0.00
MB06-MBIA Toll Rd. Operations	AR-0019	State Pool	11/01/08	Open	0.0505	50,992,584.42	50,992,584.42	0.00	58,995,105.43	58,995,105.43	0.00	0.00	0.00
TT00-TX TERM General	AR-0022	State Pool	11/01/08	Open	0.0220	1,071.82	1,071.82	0.00	1,071.84	1,071.84	0.00	0.00	0.00
TT02-TX TERM Toll Rd. Operation	AR-0024	State Pool	11/01/08	Open	0.0220	1,070.60	1,070.60	0.00	1,070.62	1,070.62	0.00	0.00	0.00
TT04-TX TERM Road & Bridge	AR-0026	State Pool	11/01/08	Open	0.0220	1,068.65	1,068.65	0.00	1,068.67	1,068.67	0.00	0.00	0.00
TT05-TX TERM Drainage	AR-0027	State Pool	11/01/08	Open	0.0332	354.52	354.52	0.00	354.53	354.53	0.00	0.00	0.00
LOG1-Logic- General	AR-0028	State Pool	11/10/08	Open	0.0389	743,046.99	743,046.99	0.00	743,071.55	743,071.55	0.00	0.00	0.00
LOG2-Logic-Toll Rd.Operations	AR-0029	State Pool	11/10/08	Open	0.0389	35,126,255.55	35,126,255.55	0.00	35,127,416.33	35,127,416.33	0.00	0.00	0.00
LOG5-Logic-Drainage	AR-0032	State Pool	11/10/08	Open	0.0389	522,336.48	522,336.48	0.00	522,353.74	522,353.74	0.00	0.00	0.00
LOG8-Logic-Road & Bridge	AR-0035	State Pool	11/10/08	Open	0.0389	2,523,673.14	2,523,673.14	0.00	2,523,756.54	2,523,756.54	0.00	0.00	0.00
MB12-MBIA ESD 100 AGREEMENT	AR-0041	State Pool	08/31/16	Open	0.0504	1,990,518.33	1,990,518.33	0.00	3,990,686.38	3,990,686.38	0.00	0.00	0.00
MB13-MBIA ASSISTANCE DIST #1	AR-0042	State Pool	08/31/16	Open	0.0502	0.00	0.00	0.00	2,000,082.54	2,000,082.54	0.00	0.00	0.00
MB14-MBIA GR PARKWAY OPERATIONS	AR-0043	State Pool	08/31/16	Open	0.0506	34,910,798.54	34,910,798.54	0.00	34,912,298.44	34,912,298.44	0.00	0.00	0.00
MB17 - SR LIEN BOND 2016	AR-0046	State Pool	12/09/16	Open	0.0506	4,019,966.78	4,019,966.78	0.00	4,020,139.51	4,020,139.51	0.00	0.00	0.00
LO10-LOGIC-COUNTY'S CARE ACT	AR-0047	State Pool	05/12/20	Open	0.0518	992.67	992.67	0.00	992.67	992.67	0.00	0.00	0.00
MB18-MBIA COUNTY'S CARES ACT	AR-0048	State Pool	05/12/20	Open	0.0506	75,002,574.14	75,002,574.14	0.00	75,005,796.53	75,005,796.53	0.00	0.00	0.00
MB19-MBIA FBC ASSIST. DIST. #2	AR-0049	State Pool	05/13/20	Open	0.0504	2,506,540.86	2,506,540.86	0.00	4,506,731.11	4,506,731.11	0.00	0.00	0.00
MB20- MBIA FBC ASSIST. DIST. #4	AR-0050	State Pool	05/13/20	Open	0.0506	1,253,270.42	1,253,270.42	0.00	1,253,324.25	1,253,324.25	0.00	0.00	0.00
MB21-MBIA FBC ASSIST. DIST. #6	AR-0051	State Pool	05/13/20	Open	0.0506	2,005,232.63	2,005,232.63	0.00	2,005,318.80	2,005,318.80	0.00	0.00	0.00
MB23-MBIA JUVENILE	AR-0053	State Pool	05/13/20	Open	0.0508	5,515,803.97	5,515,803.97	0.00	4,516,020.99	4,516,020.99	0.00	0.00	0.00
MB24-MBIA DEBT SERVICE	AR-0054	State Pool	05/13/20	Open	0.0508	21,009,397.18	21,009,397.18	0.00	6,010,262.45	6,010,262.45	0.00	0.00	0.00
MB25-MBIA DRAINAGE DEBT SERVICE	AR-0055	State Pool	05/13/20	Open	0.0506	2,502,667.83	2,502,667.83	0.00	2,502,775.34	2,502,775.34	0.00	0.00	0.00
MB26-FACILITIES BOND 2018	AR-0056	State Pool	05/13/20	Open	0.0506	10,035,664.88	10,035,664.88	0.00	10,036,096.07	10,036,096.07	0.00	0.00	0.00
MB27-MBIA TX HERITAGE PARKWAY	AR-0057	State Pool	05/13/20	Open	0.0506	10,007,944.56	10,007,944.56	0.00	10,008,374.51	10,008,374.51	0.00	0.00	0.00
MB28-MBIA GRAND PARKWAY 2021	AR-0059	State Pool	08/02/21	Open	0.0502	0.00	0.00	0.00	25,001,031.79	25,001,031.79	0.00	0.00	0.00
MB29-MBIA SR LIEN TOLL RD 2021	AR-0060	State Pool	08/02/21	Open	0.0502	0.00	0.00	0.00	68,002,806.33	68,002,806.33	0.00	0.00	0.00
MB30-MBIA FLOOD PRO DRAINAGE 20	AR-0061	State Pool	08/02/21	Open	0.0502	0.00	0.00	0.00	10,000,412.69	10,000,412.69	0.00	0.00	0.00
State Pool Total					0.0496	395,587,723.35	395,587,723.35	0.00	472,609,124.19	472,609,124.19	0.00	0.00	0.00
Investment Total					0.0614	695,339,819.61	695,339,819.61	0.00	639,189,311.82	639,189,311.82	0.00	0.00	0.00

Open Investments

Ft. Bend County

Effective Interest - Actual Life
Receipts in Period
08/31/21

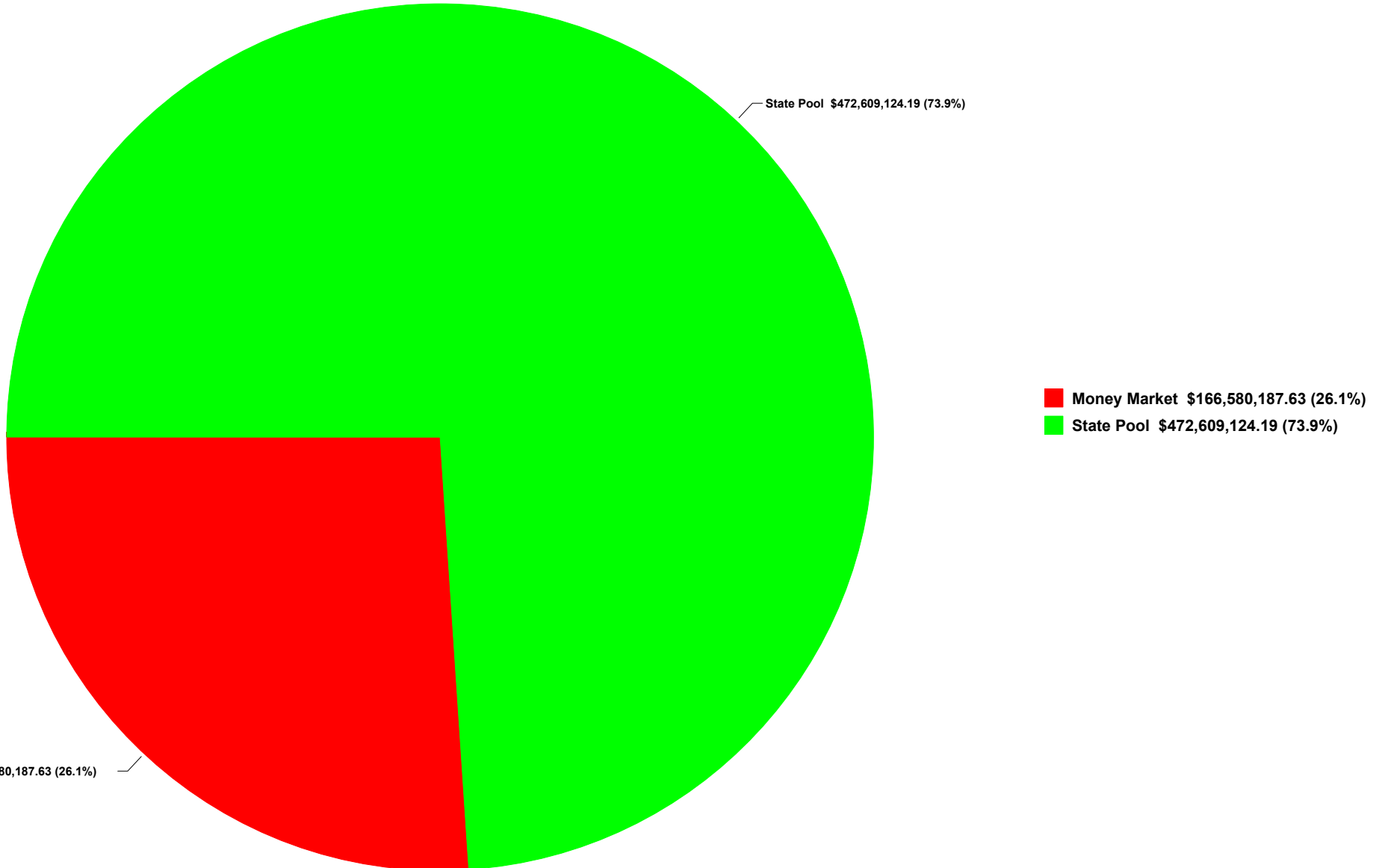
CUSIP	Invest Number	Security Description	Invest Class	Purchase Date	Call Date	Purchase Institut	SafeKeep Institut	Issuing Institut	Yield Matur	Yield Call	Original Unit Cost	Original Par Val/Shares	Original Princ/Cost	Orig Prem Discount	Ending Unit Price	Ending Par Val/Shares	Ending Amor Val/Cost	Ending Prem/Dscnt
Money Market																		
Cadence-Money Market Accts																		
	AR-0058	Money Market		01/31/21	Open	101	None	101	0.1500	0.1500	1.000000	210,194,488.52	210,194,488.52	0.00	1.000000	166,580,187.63	166,580,187.63	0.00
Money Market Total																		
									<u>0.1500</u>	<u>0.1500</u>	<u>1.000000</u>	<u>210,194,488.52</u>	<u>210,194,488.52</u>	<u>0.00</u>	<u>1.000000</u>	<u>166,580,187.63</u>	<u>166,580,187.63</u>	<u>0.00</u>
State Pool																		
MB02-MBIA General																		
	AR-0015	State Pool		11/01/08	Open	2000	None	2000	0.0506	0.0506	1.000000	17,374,917.83	17,374,917.83	0.00	1.000000	91,051,158.31	91,051,158.31	0.00
MB03-MBIA Road & Bridge																		
	AR-0016	State Pool		11/01/08	Open	2000	None	2000	0.0506	0.0506	1.000000	2,856,438.24	2,856,438.24	0.00	1.000000	6,577,322.11	6,577,322.11	0.00
MB04-MBIA Drainage																		
	AR-0017	State Pool		11/01/08	Open	2000	None	2000	0.0506	0.0506	1.000000	1,267,218.21	1,267,218.21	0.00	1.000000	13,292,224.12	13,292,224.12	0.00
MB06-MBIA Toll Rd. Operations																		
	AR-0019	State Pool		11/01/08	Open	2000	None	2000	0.0506	0.0506	1.000000	3,143,377.27	3,143,377.27	0.00	1.000000	58,995,105.43	58,995,105.43	0.00
TT00-TX TERM General																		
	AR-0022	State Pool		11/01/08	Open	2005	None	2005	0.0200	0.0200	1.000000	10,006,437.87	10,006,437.87	0.00	1.000000	1,071.84	1,071.84	0.00
TT02-TX TERM Toll Rd. Operation																		
	AR-0024	State Pool		11/01/08	Open	2005	None	2005	0.0200	0.0200	0.000000	0.00	0.00	0.00	1.000000	1,070.62	1,070.62	0.00
TT04-TX TERM Road & Bridge																		
	AR-0026	State Pool		11/01/08	Open	2005	None	2005	0.0200	0.0200	1.000000	10,463.28	10,463.28	0.00	1.000000	1,068.67	1,068.67	0.00
TT05-TX TERM Drainage																		
	AR-0027	State Pool		11/01/08	Open	2005	None	2005	0.0200	0.0200	1.000000	109,774.61	109,774.61	0.00	1.000000	354.53	354.53	0.00
LOG1-Logic- General																		
	AR-0028	State Pool		11/10/08	Open	200	None	200	0.0389	0.0389	1.000000	10,000,000.00	10,000,000.00	0.00	1.000000	743,071.55	743,071.55	0.00
LOG2-Logic-Toll Rd.Operations																		
	AR-0029	State Pool		11/10/08	Open	200	None	200	0.0389	0.0389	1.000000	2,000,000.00	2,000,000.00	0.00	1.000000	35,127,416.33	35,127,416.33	0.00
LOG5-Logic-Drainage																		
	AR-0032	State Pool		11/10/08	Open	200	None	200	0.0389	0.0389	1.000000	500,000.00	500,000.00	0.00	1.000000	522,353.74	522,353.74	0.00
LOG8-Logic-Road & Bridge																		
	AR-0035	State Pool		11/10/08	Open	200	None	200	0.0389	0.0389	1.000000	1,000,000.00	1,000,000.00	0.00	1.000000	2,523,756.54	2,523,756.54	0.00
MB12-MBIA ESD 100 AGREEMENT																		
	AR-0041	State Pool		08/31/16	Open	2000	None	2000	0.0506	0.0506	1.000000	3,900,000.00	3,900,000.00	0.00	1.000000	3,990,686.38	3,990,686.38	0.00
MB13-MBIA ASSISTANCE DIST #1																		
	AR-0042	State Pool		08/31/16	Open	2000	None	2000	0.0506	0.0506	1.000000	10,000,000.00	10,000,000.00	0.00	1.000000	2,000,082.54	2,000,082.54	0.00
MB14-MBIA GR PARKWAY OPERATIONS																		
	AR-0043	State Pool		08/31/16	Open	2000	None	2000	0.0506	0.0506	1.000000	8,500,000.00	8,500,000.00	0.00	1.000000	34,912,298.44	34,912,298.44	0.00
MB17 - SR LIEN BOND 2016																		
	AR-0046	State Pool		12/09/16	Open	2000	None	2000	0.0506	0.0506	1.000000	35,000,000.00	35,000,000.00	0.00	1.000000	4,020,139.51	4,020,139.51	0.00
LO10-LOGIC-COUNTY'S CARE ACT																		
	AR-0047	State Pool		05/12/20	Open	200	None	200	0.0518	0.0518	1.000000	67,000,000.00	67,000,000.00	0.00	1.000000	992.67	992.67	0.00
MB18-MBIA COUNTY'S CARES ACT																		
	AR-0048	State Pool		05/12/20	Open	2000	None	2000	0.0506	0.0506	1.000000	67,000,000.00	67,000,000.00	0.00	1.000000	75,005,796.53	75,005,796.53	0.00
MB19-MBIA FBC ASSIST. DIST. #2																		
	AR-0049	State Pool		05/13/20	Open	2000	None	2000	0.0506	0.0506	1.000000	2,500,000.00	2,500,000.00	0.00	1.000000	4,506,731.11	4,506,731.11	0.00
MB20- MBIA FBC ASSIST. DIST. #4																		
	AR-0050	State Pool		05/13/20	Open	2000	None	2000	0.0506	0.0506	1.000000	1,250,000.00	1,250,000.00	0.00	1.000000	1,253,324.25	1,253,324.25	0.00
MB21-MBIA FBC ASSIST. DIST. #6																		
	AR-0051	State Pool		05/13/20	Open	2000	None	2000	0.0506	0.0506	1.000000	2,000,000.00	2,000,000.00	0.00	1.000000	2,005,318.80	2,005,318.80	0.00
MB23-MBIA JUVENILE																		
	AR-0053	State Pool		05/13/20	Open	2000	None	2000	0.0506	0.0506	1.000000	8,000,000.00	8,000,000.00	0.00	1.000000	4,516,020.99	4,516,020.99	0.00
MB24-MBIA DEBT SERVICE																		
	AR-0054	State Pool		05/13/20	Open	2000	None	2000	0.0506	0.0506	1.000000	21,000,000.00	21,000,000.00	0.00	1.000000	6,010,262.45	6,010,262.45	0.00
MB25-MBIA DRAINAGE DEBT SERVICE																		
	AR-0055	State Pool		05/13/20	Open	2000	None	2000	0.0506	0.0506	1.000000	1,000,000.00	1,000,000.00	0.00	1.000000	2,502,775.34	2,502,775.34	0.00
MB26-FACILITIES BOND 2018																		
	AR-0056	State Pool		05/13/20	Open	2000	None	2000	0.0506	0.0506	1.000000	14,000,000.00	14,000,000.00	0.00	1.000000	10,036,096.07	10,036,096.07	0.00
MB27-MBIA TX HERITAGE PARKWAY																		
	AR-0057	State Pool		05/13/20	Open	2000	None	2000	0.0506	0.0506	1.000000	17,000,000.00	17,000,000.00	0.00	1.000000	10,008,374.51	10,008,374.51	0.00
MB28-MBIA GRAND PARKWAY 2021																		
	AR-0059	State Pool		08/02/21	Open	2000	None	2000	0.0506	0.0506	1.000000	25,000,000.00	25,000,000.00	0.00	1.000000	25,001,031.79	25,001,031.79	0.00
MB29-MBIA SR LIEN TOLL RD 2021																		
	AR-0060	State Pool		08/02/21	Open	2000	None	2000	0.0506	0.0506	1.000000	68,000,000.00	68,000,000.00	0.00	1.000000	68,002,806.33	68,002,806.33	0.00
MB30-MBIA FLOOD PRO DRAINAGE 20																		
	AR-0061	State Pool		08/02/21	Open	2000	None	2000	0.0506	0.0506	1.000000	10,000,000.00	10,000,000.00	0.00	1.000000	10,000,412.69	10,000,412.69	0.00
State Pool Total																		
									<u>0.0496</u>	<u>0.0496</u>	<u>1.000000</u>	<u>409,418,627.31</u>	<u>409,418,627.31</u>	<u>0.00</u>	<u>1.000000</u>	<u>472,609,124.19</u>	<u>472,609,124.19</u>	<u>0.00</u>
Investment Total																		
									<u>0.0758</u>	<u>0.0758</u>	<u>1.000000</u>	<u>619,613,115.83</u>	<u>619,613,115.83</u>	<u>0.00</u>	<u>1.000000</u>	<u>639,189,311.82</u>	<u>639,189,311.82</u>	<u>0.00</u>

Open Investments

Ft. Bend County

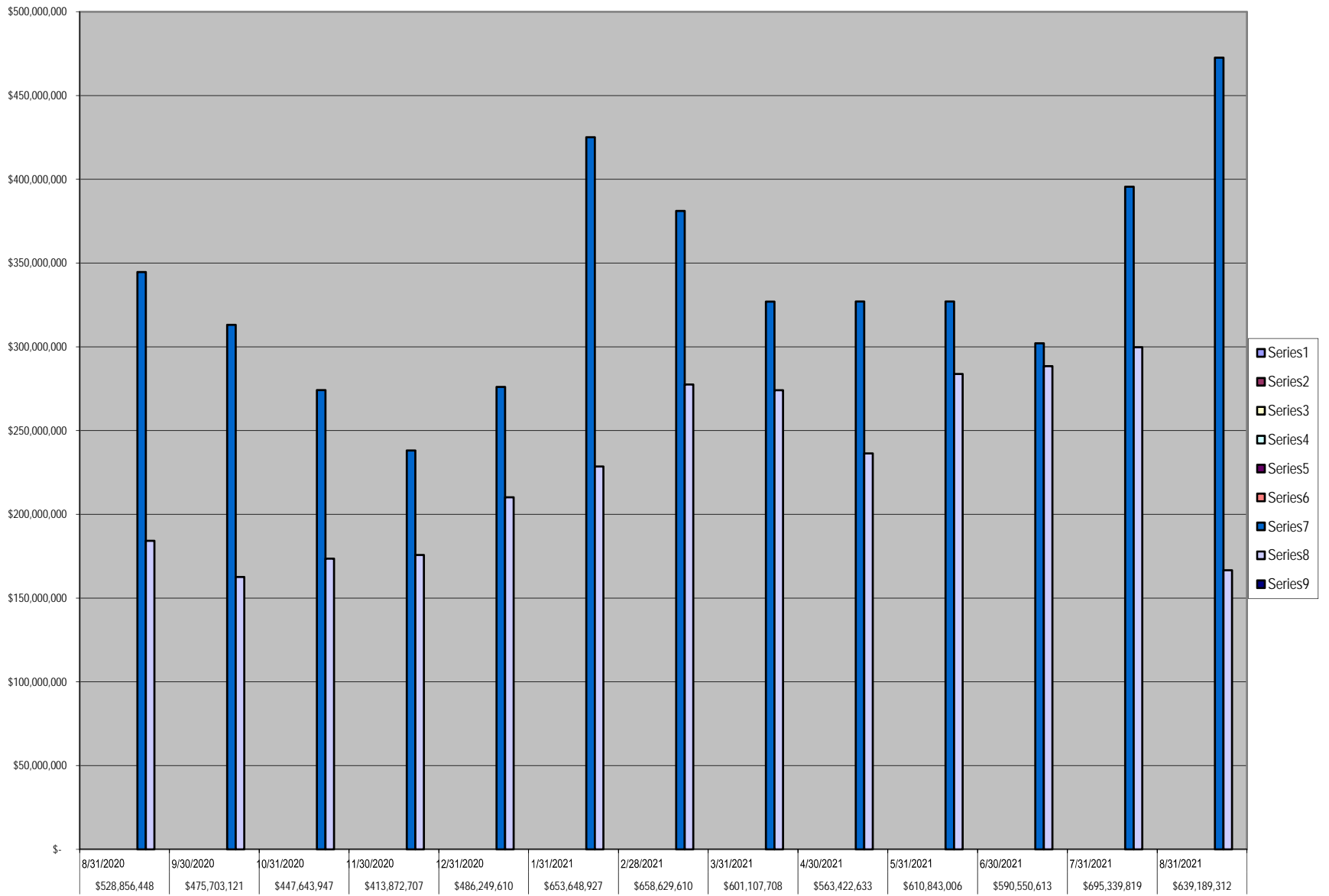
Effective Interest - Actual Life
Receipts in Period
08/31/21

Showing Ending Par Val/Shares: \$639,189,311.82



FBC INVESTMENT TRAILING 12 MONTHS

Open		FARMERS									FNMA		Prosperity	Prosperity -
Investments		MAC DN	FFCB	FHLB	FHLMC	FNMA	FNMA	DISCOUNT	NOTE	State Pool	Money Market	Invst. Acct.		
\$ 528,856,448	8/31/2020	\$ -	\$ -	\$ -	\$ -	\$ -	\$ -	\$ -	\$ -	\$ 344,641,682	\$ 184,214,766	\$ -		
\$ 475,703,121	9/30/2020	\$ -	\$ -	\$ -	\$ -	\$ -	\$ -	\$ -	\$ -	\$ 313,084,724	\$ 162,618,397	\$ -		
\$ 447,643,947	10/31/2020	\$ -	\$ -	\$ -	\$ -	\$ -	\$ -	\$ -	\$ -	\$ 274,128,242	\$ 173,515,705	\$ -		
\$ 413,872,707	11/30/2020	\$ -	\$ -	\$ -	\$ -	\$ -	\$ -	\$ -	\$ -	\$ 238,129,414	\$ 175,743,293	\$ -		
\$ 486,249,610	12/31/2020	\$ -	\$ -	\$ -	\$ -	\$ -	\$ -	\$ -	\$ -	\$ 276,055,122	\$ 210,194,488	\$ -		
\$ 653,648,927	1/31/2021	\$ -	\$ -	\$ -	\$ -	\$ -	\$ -	\$ -	\$ -	\$ 425,089,250	\$ 228,559,677	\$ -		
\$ 658,629,610	2/28/2021	\$ -	\$ -	\$ -	\$ -	\$ -	\$ -	\$ -	\$ -	\$ 381,123,831	\$ 277,505,779	\$ -		
\$ 601,107,708	3/31/2021	\$ -	\$ -	\$ -	\$ -	\$ -	\$ -	\$ -	\$ -	\$ 327,009,281	\$ 274,098,427	\$ -		
\$ 563,422,633	4/30/2021	\$ -	\$ -	\$ -	\$ -	\$ -	\$ -	\$ -	\$ -	\$ 327,031,885	\$ 236,390,748	\$ -		
\$ 610,843,006	5/31/2021	\$ -	\$ -	\$ -	\$ -	\$ -	\$ -	\$ -	\$ -	\$ 327,053,566	\$ 283,789,440	\$ -		
\$ 590,550,613	6/30/2021	\$ -	\$ -	\$ -	\$ -	\$ -	\$ -	\$ -	\$ -	\$ 302,069,061	\$ 288,481,552	\$ -		
\$ 695,339,819	7/31/2021	\$ -	\$ -	\$ -	\$ -	\$ -	\$ -	\$ -	\$ -	\$ 395,587,723	\$ 299,752,096	\$ -		
\$ 639,189,312	8/31/2021	\$ -	\$ -	\$ -	\$ -	\$ -	\$ -	\$ -	\$ -	\$ 472,609,124	\$ 166,580,188	\$ -		





August 2, 2021

To Whom It May Concern,

In accordance with Cadence Bank's Depository Bid, the interest rate for the month of August 2021 is a fixed rate of 0.15% for all Fort Bend County interest-bearing accounts.

Sincerely,

Amy Wills

Amy Wills
VP, Treasury Management Officer
Cadence Bank N.A.



Texas CLASS

Texas CLASS AVERAGE MONTHLY YIELD: 0.0506%

Date	Dividend Rate	Daily Yield
08/01/2021	0.000000000	0.0618%
08/02/2021	0.000001476	0.0539%
08/03/2021	0.000001561	0.0569%
08/04/2021	0.000001504	0.0549%
08/05/2021	0.000001504	0.0549%
08/06/2021	0.000004389	0.0534%
08/07/2021	0.000000000	0.0534%
08/08/2021	0.000000000	0.0534%
08/09/2021	0.000001287	0.0469%
08/10/2021	0.000001415	0.0517%
08/11/2021	0.000001265	0.0462%
08/12/2021	0.000001335	0.0487%
08/13/2021	0.000004185	0.0509%
08/14/2021	0.000000000	0.0509%
08/15/2021	0.000000000	0.0509%
08/16/2021	0.000001404	0.0512%
08/17/2021	0.000001397	0.0510%
08/18/2021	0.000001381	0.0504%
08/19/2021	0.000001320	0.0482%
08/20/2021	0.000004155	0.0505%
08/21/2021	0.000000000	0.0506%
08/22/2021	0.000000000	0.0506%
08/23/2021	0.000001382	0.0504%
08/24/2021	0.000001324	0.0483%
08/25/2021	0.000001309	0.0478%
08/26/2021	0.000001283	0.0468%
08/27/2021	0.000003900	0.0475%
08/28/2021	0.000000000	0.0475%
08/29/2021	0.000000000	0.0475%
08/30/2021	0.000001285	0.0469%
08/31/2021	0.000001208	0.0441%

Performance results are shown net of all fees and expenses and reflect the reinvestment of dividends and other earnings. Many factors affect performance including changes in market conditions and interest rates and in response to other economic, political, or financial developments. Investment involves risk including the possible loss of principal. No assurance can be given that the performance objectives of a given strategy will be achieved. **Past performance is no guarantee of future results. Any financial and/or investment decision may incur losses.**

Current Rates:

August 31, 2021

Current Yield¹

0.02%

Historical Rates

Monthly Distribution Yields²

	<u>2011</u>	<u>2012</u>	<u>2013</u>	<u>2014</u>	<u>2015</u>	<u>2016</u>	<u>2017</u>	<u>2018</u>	<u>2019</u>	<u>2020</u>	<u>2021</u>
January	0.14%	0.08%	0.12%	0.04%	0.07%	0.35%	0.58%	1.34%	2.40%	1.61%	0.07%
February	0.17%	0.10%	0.10%	0.04%	0.08%	0.39%	0.59%	1.40%	2.40%	1.58%	0.05%
March	0.14%	0.10%	0.10%	0.04%	0.09%	0.41%	0.66%	1.50%	2.41%	1.20%	0.05%
April	0.10%	0.10%	0.08%	0.04%	0.09%	0.42%	0.75%	1.65%	2.42%	0.83%	0.05%
May	0.09%	0.12%	0.08%	0.04%	0.09%	0.43%	0.76%	1.75%	2.41%	0.41%	0.04%
June	0.09%	0.13%	0.05%	0.04%	0.09%	0.44%	0.85%	1.85%	2.41%	0.24%	0.03%
July	0.06%	0.13%	0.05%	0.05%	0.10%	0.45%	0.96%	1.96%	2.38%	0.22%	0.02%
August	0.08%	0.13%	0.05%	0.06%	0.11%	0.47%	1.00%	1.99%	2.21%	0.16%	0.02%
September	0.07%	0.13%	0.05%	0.06%	0.13%	0.50%	1.03%	2.03%	2.15%	0.14%	
October	0.07%	0.13%	0.04%	0.06%	0.15%	0.47%	1.05%	2.15%	1.97%	0.12%	
November	0.08%	0.13%	0.04%	0.06%	0.15%	0.45%	1.09%	2.21%	1.74%	0.10%	
December	0.11%	0.13%	0.04%	0.07%	0.23%	0.50%	1.21%	2.32%	1.66%	0.09%	

**Call Toll-Free
1-866-TEX-TERM**

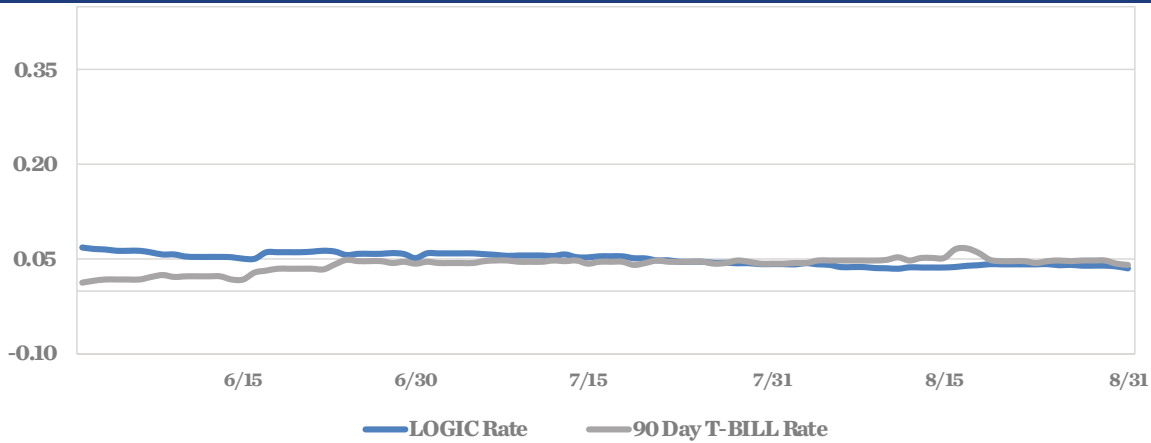
Past performance is not indicative of future results and yields may vary.

(1) The current yield, which is also known as the current annualized yield or current seven-day yield, represents the net change, exclusive of capital changes and income other than investment income, in the value of a hypothetical account with a balance of one share (normally \$1.00 per share) over a seven-day base period expressed as a percentage of the value of one share at the beginning of the seven-day period. This resulting net change in account value is then annualized by multiplying it by 365 and dividing the result by 7. The yields shown may reflect fee waivers by service providers that subsidize and reduce the total operating expenses of the TexasDAILY portfolio. Portfolio yields would be lower if there were no such waivers.

(2) The monthly distribution yield represents the sum of a month's one-day allocation factors divided by the number of days in that month, and multiplied by 365. The yields shown may reflect fee waivers by service providers that subsidize and reduce the total operating expenses of the TexasDAILY portfolio. Portfolio yields would be lower if there were no such waivers.

*This information is for institutional investor use only, not for further distribution to retail investors, and does not represent an offer to sell or a solicitation of an offer to buy or sell any fund or other security. Investors should consider the Pool's investment objectives, risks, charges and expenses before investing. This and other information about the Pool is available in the Pool's Information Statement, which should be read carefully before investing. A copy of the Pool's Information Statement may be obtained by calling 1-866-839-8376 or is available on the Pool's website at www.texasterm.net. While TexasDAILY seeks to maintain a stable net asset value of \$1.00 per share and TexasTERM seeks to achieve a net asset value of \$1.00 per share at its stated maturity, it is possible to lose money investing in the Pool. An investment in the Pool is not insured or guaranteed by the Federal Deposit Insurance Corporation or any other government agency. Shares of the Pool are distributed by **PFM Fund Distributors, Inc.**, member Financial Industry Regulatory Authority (FINRA) (www.finra.org) and Securities Investor Protection Corporation (SIPC) (www.sipc.org). PFM Fund Distributors, Inc. is a wholly owned subsidiary of PFM Asset Management LLC.*

LOGIC VERSUS 90-DAY TREASURY BILL



This material is for information purposes only. This information does not represent an offer to buy or sell a security. The above rate information is obtained from sources that are believed to be reliable; however, its accuracy or completeness may be subject to change. The LOGIC management fee may be waived in full or in part at the discretion of the LOGIC co-administrators and the LOGIC rate for the period shown reflects waiver of fees. This table represents historical investment performance/return to the customer, net of fees, and is not an indication of future performance. An investment in the security is not insured or guaranteed by the Federal Deposit Insurance Corporation or any other government agency. Although the issuer seeks to preserve the value of an investment of \$1.00 per share, it is possible to lose money by investing in the security. Information about these and other program details are in the fund's Information Statement which should be read carefully before investing. The yield on the 90-Day Treasury Bill ("T-Bill Yield") is shown for comparative purposes only. When comparing the investment returns of the LOGIC pool to the T-Bill Yield, you should know that the LOGIC pool consists of allocations of specific diversified securities as detailed in the respective Information Statements. The T-Bill Yield is taken from Bloomberg Finance L.P. and represents the daily closing yield on the then current 90-Day T-Bill. The LOGIC yield is calculated in accordance with regulations governing the registration of open-end management investment companies under the Investment Company Act of 1940 as promulgated from time to time by the federal Securities and Exchange Commission.

DAILY SUMMARY FOR AUGUST 2021

DATE	MNY MKT FUND EQUIV. [SEC Std.]	DAILY ALLOCATION FACTOR	INVESTED BALANCE	MARKET VALUE PER SHARE	WAM DAYS (1)	WAL DAYS (2)
8/1/2021	0.0418%	0.000001146	\$8,486,193,640.40	1.000052	55	68
8/2/2021	0.0413%	0.000001132	\$8,506,009,463.15	1.000058	55	68
8/3/2021	0.0433%	0.000001186	\$8,506,313,427.71	1.000059	58	71
8/4/2021	0.0414%	0.000001135	\$8,511,818,720.40	1.000059	57	70
8/5/2021	0.0406%	0.000001111	\$8,590,437,283.88	1.000058	58	71
8/6/2021	0.0370%	0.000001013	\$8,598,756,180.60	1.000049	55	68
8/7/2021	0.0370%	0.000001013	\$8,598,756,180.60	1.000049	55	68
8/8/2021	0.0370%	0.000001013	\$8,598,756,180.60	1.000049	55	68
8/9/2021	0.0354%	0.000000971	\$8,594,129,792.03	1.000057	56	69
8/10/2021	0.0351%	0.000000961	\$8,635,852,740.98	1.000056	56	68
8/11/2021	0.0343%	0.000000939	\$8,606,648,398.36	1.000054	57	70
8/12/2021	0.0366%	0.000001002	\$8,390,837,380.09	1.000055	58	74
8/13/2021	0.0363%	0.000000995	\$8,260,003,053.22	1.000049	58	71
8/14/2021	0.0363%	0.000000995	\$8,260,003,053.22	1.000049	58	71
8/15/2021	0.0363%	0.000000995	\$8,260,003,053.22	1.000049	58	71
8/16/2021	0.0372%	0.000001018	\$8,247,516,041.16	1.000055	58	78
8/17/2021	0.0391%	0.000001070	\$8,252,974,369.49	1.000053	58	82
8/18/2021	0.0400%	0.000001097	\$8,199,089,296.73	1.000055	59	84
8/19/2021	0.0417%	0.000001142	\$8,140,906,219.08	1.000057	60	89
8/20/2021	0.0414%	0.000001134	\$8,111,259,263.33	1.000050	57	87
8/21/2021	0.0414%	0.000001134	\$8,111,259,263.33	1.000050	57	87
8/22/2021	0.0414%	0.000001134	\$8,111,259,263.33	1.000050	57	87
8/23/2021	0.0414%	0.000001135	\$8,056,374,655.80	1.000056	57	89
8/24/2021	0.0418%	0.000001144	\$8,044,587,919.66	1.000056	57	88
8/25/2021	0.0400%	0.000001096	\$8,215,778,950.80	1.000055	55	86
8/26/2021	0.0406%	0.000001112	\$8,178,565,202.79	1.000054	56	86
8/27/2021	0.0393%	0.000001076	\$8,100,357,572.12	1.000049	56	87
8/28/2021	0.0393%	0.000001076	\$8,100,357,572.12	1.000049	56	87
8/29/2021	0.0393%	0.000001076	\$8,100,357,572.12	1.000049	56	87
8/30/2021	0.0380%	0.000001041	\$8,079,424,369.03	1.000055	55	86
8/31/2021	0.0349%	0.000000955	\$7,988,170,930.55	1.000058	55	86
Average	0.0389%	0.000001066	\$8,304,605,064.84		57	78

Cadence Bank
Money Market Accounts
August 31, 2021

FUND	DESCRIPTION	BEGINNING BALANCE	DEPOSITS	WITH- DRAWALS	INTEREST	ENDING BALANCE
100	General Operating	36,628,152.83	51,231,416.15	59,143,968.99	2,631.96	28,718,231.95
150	Juvenile Operations	2,370,250.40	1,033,840.45	1,117,903.28	307.51	2,286,495.08
155	Road & Bridge	1,621,041.58	2,175,864.30	1,894,119.53	235.82	1,903,022.17
160	Drainage District	11,340,390.08	21,878.35	7,693,430.74	541.00	3,669,378.69
165	Lateral Road	1,255,736.03	-	-	159.98	1,255,896.01
170	Statue Restoration	4,618.71	-	-	0.59	4,619.30
175	City Water Assistance	2,727.46	225.00	146.94	0.35	2,805.87
185	Entex Contributions	4.71	-	-	-	4.71
190	H L & P Assistance	11,235.78	-	3,173.43	1.23	8,063.58
195	County Law Library	1,303,754.08	40,471.69	36,405.10	166.70	1,307,987.37
200	Law Enforcement Academy	492,629.39	84,470.00	6,932.74	63.01	570,229.66
205	Surface Water Supply Corp.	8,347.47	-	-	1.06	8,348.53
206	Industrial Development Corp	21,923.32	-	-	2.79	21,926.11
207	FBC Historical Commission	9,640.85	-	-	1.23	9,642.08
215	Library Donations	101,992.03	200.58	2,264.71	12.76	99,940.66
225	FBC Asset Forfeiture-Task-State	1,563,745.55	111,215.84	1,673.13	205.08	1,673,493.34
235	Probate Court Training	151,360.97	970.03	-	19.36	152,350.36
245	Alert Program-Juvenile	55,799.31	-	-	7.11	55,806.42
255	D A Asset Forfeiture-Fed.	55.52	-	-	0.01	55.53
265	Gus George Memorial	4,694.95	-	-	0.60	4,695.55
275	D A Special Fund Run	8,160.74	-	-	1.04	8,161.78
280	Co.Atty.Supplemental Salary	231,029.25	-	6,104.51	29.09	224,953.83
290	VIT Interest (Tax Coll)	112,115.92	279.69	1,403.67	14.27	111,006.21
300	FBC Elections	402,293.85	1,272.85	5,896.62	51.02	397,721.10
305	FBC Asset Forfeiture-Task-Fed.	37,062.81	-	8,565.36	4.42	28,501.87
310	Sheriff Ofc/Forfeiture-Assets-St.	742,953.61	7,300.58	1,516.22	94.63	748,832.60
315	Sheriff Ofc/Forfeiture-Assets-Fed.	119,824.07	-	7,772.20	14.40	112,066.27
320	Constable Pct. 2 F/A	24.08	-	-	-	24.08
322	Constable Pct 3 F/A	7,948.89	-	-	1.01	7,949.90
324	Constable Pct 1 F/A	0.76	-	-	-	0.76
332	Fire Marshal St. Ass't. Forfeiture	704.04	-	-	0.09	704.13
335	DA Asset Forfeiture-State	581,437.25	-	8,504.06	73.68	573,006.87
360	Law Enforcement Training	250,115.69	-	8,154.86	31.57	241,992.40
390	Child Protective Service IV-E	110,897.35	6,829.10	2,023.94	14.64	115,717.15

Cadence Bank
Money Market Accounts
August 31, 2021

402	Hope 3 Program Sales	61.04	-	-	0.01	61.05
410	Child Support IVD Reimb.	176,092.85	1,714.02	26,910.00	19.39	150,916.26
415	Local Law Enf.Block Grant	77,187.91	-	2,757.85	9.62	74,439.68
440	Supervision	4,404,758.62	257,426.99	770,366.58	540.33	3,892,359.36
470	FBC Assist District #16	13,398.45	2,491.01	-	1.90	15,891.36
471	FBC Assist District #17	500.46	106.96	-	0.07	607.49
472	FBC Assist District #18	5,756.07	4,117.36	-	1.05	9,874.48
473	FBC Assist District #19	18,484.79	7,529.17	-	2.94	26,016.90
474	FBC Assist District #20	63,728.85	12,331.20	-	9.08	76,069.13
475	FBC Assist District #21	661.56	10.57	-	0.09	672.22
476	FBC Assist District #22	317,902.61	42,228.47	-	43.80	360,174.88
600/605	Debt Service Account	3,880,474.07	17,283,053.28	16,671,892.45	536.93	4,492,171.83
610	Drainage Debt Service	1,760,929.30	7,010.69	482,225.00	222.85	1,285,937.84
750	Mission Bend/Four Corners	402,223.70	-	14,426.27	50.55	387,847.98
756	2018 Facilities Bond Projects	3,949,715.95	19,993.45	42,990.59	501.84	3,927,220.65
762	2020 Mobility Projects	785,681.93	14,607.90	-	100.45	800,390.28
764	2020 Drainage Flood Projects	19,422,345.61	-	10,129,601.18	1,234.88	9,293,979.31
766	2020 Mobility - Tx Heritage Pkwy	3,326,566.83	-	251,902.21	404.10	3,075,068.72
768	2020A Tax Notes	8,433,725.62	-	-	1,074.43	8,434,800.05
771	2021 Tax Note Account	140,850.20	-	-	17.94	140,868.14
802	Sr. Lien Toll Rd Rev Bonds 2016	5,171,103.10	-	4,457.89	658.66	5,167,303.87
803	2021 FBCTRA Bond Projects	76,007,267.97	-	68,010,612.57	1,299.15	7,997,954.55
807	2021 Grand Pkwy Toll Rd Projects	34,158,568.26	2,381,760.63	25,449,947.61	1,307.71	11,091,688.99
810	Toll Road Operations	15,509,403.81	4,235,788.55	12,133,416.46	962.48	7,612,738.38
815	Grand Pkwy Toll Road Ops	7,575,997.93	2,548,521.26	1,363,788.67	965.68	8,761,696.20
990	County's Cares Act	28,282,635.61	278,587.90	5,979,434.58	3,245.16	22,585,034.09
TREA	Treasurer's Account	5,828.35	11,771,194.26	11,752,409.03	23.90	24,637.48
INVE	FBC Investment Account	-	125,636,031.94	125,636,031.94	0.01	0.01
850M	Boon-Chapman Medical	1,122,615.22	4,000,293.86	3,056,992.20	272.04	2,066,188.92
850D	Boon-Chapman Dental	1,080,947.58	0.35	173,228.78	125.14	907,844.29
882	Boon-Chapman 125	262,439.92	75,389.24	60,602.84	32.48	277,258.80
884	Fee Officer's Account	2,433,837.50	2,192,013.73	2,029,431.46	-	2,596,419.77
912	JP Credit Card Processing	50,534.78	289,553.11	257,522.53	8.90	82,574.26
908	EMS Credit Card Processing	19,272.96	28,388.86	23,168.09	1.66	24,495.39
DACC	D A Credit Card Processing	25,800.23	10,248.11	7,553.53	3.65	28,498.46

Cadence Bank
Money Market Accounts
August 31, 2021

PTCC	Public Transportation Credit Cards	5,719.84	10,545.22	4,254.98	1.10	12,011.18
CSCC	CSCD Credit Card	234,948.91	247,709.37	257,746.09	21.72	224,933.91
LBCC	Library Credit Card	2,404.78	6,325.33	7,271.52	0.27	1,458.86
JUCC	Juvenile Credit Card	504.97	4,203.44	2,268.84	0.09	2,439.66
SOCC	Sheriff Credit Card	21,377.25	29,401.35	28,488.60	2.12	22,292.12
TRCC	Toll Road Permit Credit Card	3,924.54	1,868.68	5,018.45	0.41	775.18
130	Assistant Dist Number 1	5,365,018.13	595,519.58	2,085,433.58	480.71	3,875,584.84
131	Assistant Dist Number 2	3,422,675.74	298,006.45	2,088,735.94	208.38	1,632,154.63
133	Assistant Dist Number 4	981,714.20	46,447.92	1,500.00	128.52	1,026,790.64
134	Assistant Dist Number 5	373,587.91	12,716.69	500.00	48.53	385,853.13
135	Assistant Dist Number 6	758,830.53	201,195.56	23,012.17	111.09	937,125.01
136	Assistant Dist Number 7	1,332,445.96	150,153.48	52,721.43	179.76	1,430,057.77
137	Assistant Dist Number 8	102,335.83	5,439.05	1,167.92	13.33	106,620.29
138	Assistant Dist Number 9	2,180,882.35	127,604.41	96,626.39	281.03	2,212,141.40
139	Assistant Dist Number 10	689,869.75	61,875.63	52,121.42	91.07	699,715.03
140	Assistant Dist Number 11	1,639,186.88	212,107.37	62,811.95	222.18	1,788,704.48
145	Emergency Svc Dist 100	4,136,382.84	-	2,000,000.00	280.39	2,136,663.23
CCCA	Non Fee Officer CC Clearing Acct	7,044.62	44,075.00	22,598.82	2.42	28,523.22
JPMT	Juror Payments	17,250.88	33,298.20	29,399.08	1.92	21,151.92
EPEC	Engineering Permitting E-Check	5,460.58	1,430.00	0.58	0.79	6,890.79
JE11	JP 1-1 E-Filing	1,153.19	7,627.00	7,683.19	0.20	1,097.20
JE12	JP 1-2 E-Filing	1,636.22	5,749.00	5,217.22	0.15	2,168.15
JE02	JP 2 E-Filing	3,661.90	17,580.50	14,734.40	0.44	6,508.44
JE03	JP 3 E-Filing	916.23	17,868.00	16,671.23	0.39	2,113.39
JE04	JP #4 E-Filing	3,403.26	14,736.25	14,739.76	0.36	3,400.11
	EMS Patient Acct Svcs ACH	-	606,828.96	606,828.96	0.06	0.06
	Change Fund Clearing Acct	(210.00)	2,080.00	2,190.00	-	(320.00)
DCJS	DC Jury Summons Postage	20,000.00	-	-	-	20,000.00
	Total	299,752,096.26	228,579,019.92	361,771,372.86	20,444.31	166,580,187.63

Investment Report

Ft. Bend County

09/01/21 - 09/30/21

1

This report summarizes the investment position of Ft. Bend County for the period 09/01/21 to 09/30/21.

	08/31/21	09/30/21
Book Value	639,189,311.82	615,430,995.38
Market Value	639,189,311.82	615,430,995.38
Par Value	639,189,311.82	615,430,995.38
Change in Market Value		0.01
Weighted Average Maturity (in Days)	0	0
Weighted Average Yield-to-Maturity of Portfolio	0.0758%	0.0680%
Yield-to-Maturity of 90 Day T-Bill	0.0400%	0.0330%
Accrued Interest		0.00


This report is presented in accordance with the Texas Government Code Title 10 Section 2256.023. The below signed hereby certify that, to the best of their knowledge on the date this report was created, Ft. Bend County is in compliance with the provisions of Government Code 2256 and with the stated policies and strategies of Ft. Bend County.



Director of Finance & Investments



Date



County Treasurer



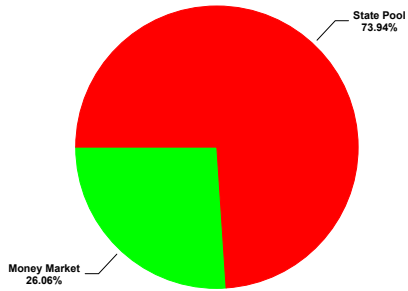
Date

Investment Report

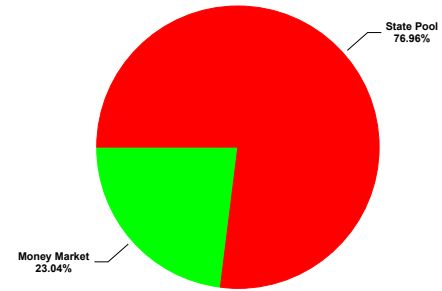
Ft. Bend County

09/01/21 - 09/30/21

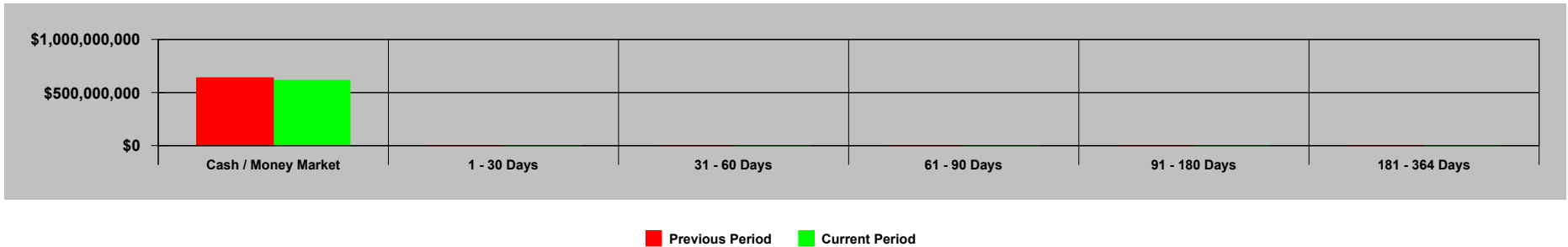
Portfolio Composition - 08/31/21



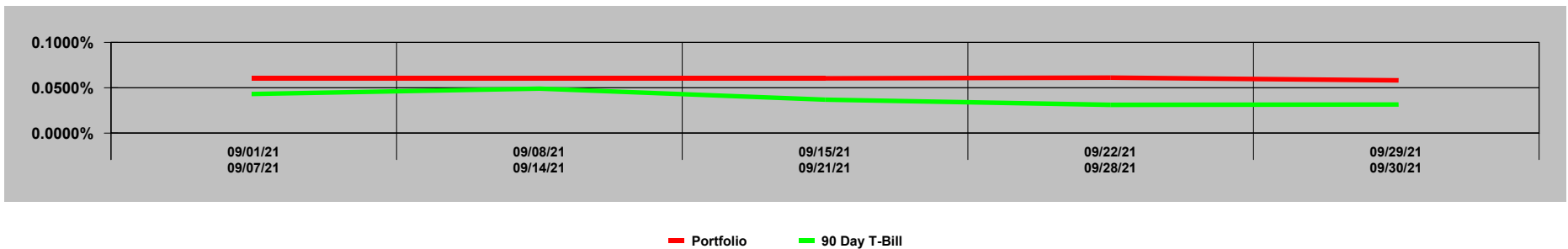
Portfolio Composition - 09/30/21



Maturity Aging - 08/31/21 vs 09/30/21



Portfolio Performance - 09/01/21 to 09/30/21



GASB 31 Compliance Ft. Bend County

Effective Interest - Actual Life
Receipts in Period
09/01/21 - 09/30/21

CUSIP	Invest Number	Security Description	Purchase Date	Sale Date	Valuation Method	Yield Earned	Price Source	Beginning Unit Price	Par Value On 09/01/21	Reported Value 09/01/21	Purchase Cost	Sales Proceeds	Ending Unit Price	Par Value On 09/30/21	Price Source 09/30/21	Reported Value 09/30/21	Change in Fair Value	Interest	Net Investment Income
MB02-MBIA General	AR-0015	State Pool	11/01/08	Open	Fair Value	0.0444	Manual	1.000000	91,051,158.31	91,051,158.31	0.00	29,996,970.25	1.000000	61,054,188.06	Manual	61,054,188.06	0.00	3,029.75	3,029.75
MB03-MBIA Road & Bridge	AR-0016	State Pool	11/01/08	Open	Fair Value	0.0443	Manual	1.000000	6,577,322.11	6,577,322.11	0.00	-239.22	1.000000	6,577,561.33	Manual	6,577,561.33	0.00	239.22	239.22
MB04-MBIA Drainage	AR-0017	State Pool	11/01/08	Open	Fair Value	0.0443	Manual	1.000000	13,292,224.12	13,292,224.12	0.00	-483.45	1.000000	13,292,707.57	Manual	13,292,707.57	0.00	483.45	483.45
MB06-MBIA Toll Rd. Operations	AR-0019	State Pool	11/01/08	Open	Fair Value	0.0442	Manual	1.000000	58,995,105.43	58,995,105.43	0.00	-4,002,291.11	1.000000	62,997,396.54	Manual	62,997,396.54	0.00	2,291.11	2,291.11
TT00-TX TERM General	AR-0022	State Pool	11/01/08	Open	Fair Value	0.0227	Manual	1.000000	1,071.84	1,071.84	0.00	-0.02	1.000000	1,071.86	Manual	1,071.86	0.00	0.02	0.02
TT02-TX TERM Toll Rd. Operation	AR-0024	State Pool	11/01/08	Open	Fair Value	0.0227	Manual	1.000000	1,070.62	1,070.62	0.00	-0.02	1.000000	1,070.64	Manual	1,070.64	0.00	0.02	0.02
TT04-TX TERM Road & Bridge	AR-0026	State Pool	11/01/08	Open	Fair Value	0.0228	Manual	1.000000	1,068.67	1,068.67	0.00	-0.02	1.000000	1,068.69	Manual	1,068.69	0.00	0.02	0.02
TT05-TX TERM Drainage	AR-0027	State Pool	11/01/08	Open	Fair Value	0.0686	Manual	1.000000	354.53	354.53	0.00	0.00	1.000000	354.54	Manual	354.54	0.01	0.01	0.02
LOG1-Logic- General	AR-0028	State Pool	11/10/08	Open	Fair Value	0.0364	Manual	1.000000	743,071.55	743,071.55	0.00	-22.24	1.000000	743,093.79	Manual	743,093.79	0.00	22.24	22.24
LOG2-Logic-Toll Rd.Operations	AR-0029	State Pool	11/10/08	Open	Fair Value	0.0364	Manual	1.000000	35,127,416.33	35,127,416.33	0.00	-1,051.77	1.000000	35,128,468.10	Manual	35,128,468.10	0.00	1,051.77	1,051.77
LOG5-Logic-Drainage	AR-0032	State Pool	11/10/08	Open	Fair Value	0.0365	Manual	1.000000	522,353.74	522,353.74	0.00	-15.66	1.000000	522,369.40	Manual	522,369.40	0.00	15.66	15.66
LOG8-Logic-Road & Bridge	AR-0035	State Pool	11/10/08	Open	Fair Value	0.0364	Manual	1.000000	2,523,756.54	2,523,756.54	0.00	-75.54	1.000000	2,523,832.08	Manual	2,523,832.08	0.00	75.54	75.54
MB12-MBIA ESD 100 AGREEMENT	AR-0041	State Pool	08/31/16	Open	Fair Value	0.0442	Manual	1.000000	3,990,686.38	3,990,686.38	0.00	-145.13	1.000000	3,990,831.51	Manual	3,990,831.51	0.00	145.13	145.13
MB13-MBIA ASSISTANCE DIST #1	AR-0042	State Pool	08/31/16	Open	Fair Value	0.0442	Manual	1.000000	2,000,082.54	2,000,082.54	0.00	-2,000,145.48	1.000000	4,000,228.02	Manual	4,000,228.02	0.00	145.48	145.48
MB14-MBIA GR PARKWAY OPERATIONS	AR-0043	State Pool	08/31/16	Open	Fair Value	0.0442	Manual	1.000000	34,912,298.44	34,912,298.44	0.00	-5,001,451.60	1.000000	39,913,750.04	Manual	39,913,750.04	0.00	1,451.60	1,451.60
MB17 - SR LIEN BOND 2016	AR-0046	State Pool	12/09/16	Open	Fair Value	0.0442	Manual	1.000000	4,020,139.51	4,020,139.51	0.00	-146.20	1.000000	4,020,285.71	Manual	4,020,285.71	0.00	146.20	146.20
LO10-LOGIC-COUNTY'S CARE ACT	AR-0047	State Pool	05/12/20	Open	Fair Value	0.0364	Manual	1.000000	992.67	992.67	0.00	-15,000,449.16	1.000000	15,001,441.83	Manual	15,001,441.83	0.00	449.16	449.16
MB18-MBIA COUNTY'S CARES ACT	AR-0048	State Pool	05/12/20	Open	Fair Value	0.0442	Manual	1.000000	75,005,796.53	75,005,796.53	0.00	-2,727.93	1.000000	75,008,524.46	Manual	75,008,524.46	0.00	2,727.93	2,727.93
MB19-MBIA FBC ASSIST. DIST. #2	AR-0049	State Pool	05/13/20	Open	Fair Value	0.0443	Manual	1.000000	4,506,731.11	4,506,731.11	0.00	-163.91	1.000000	4,506,895.02	Manual	4,506,895.02	0.00	163.91	163.91
MB20- MBIA FBC ASSIST. DIST. #4	AR-0050	State Pool	05/13/20	Open	Fair Value	0.0443	Manual	1.000000	1,253,324.25	1,253,324.25	0.00	-45.60	1.000000	1,253,369.85	Manual	1,253,369.85	0.00	45.60	45.60
MB21-MBIA FBC ASSIST. DIST. #6	AR-0051	State Pool	05/13/20	Open	Fair Value	0.0442	Manual	1.000000	2,005,318.80	2,005,318.80	0.00	-72.91	1.000000	2,005,391.71	Manual	2,005,391.71	0.00	72.91	72.91
MB23-MBIA JUVENILE	AR-0053	State Pool	05/13/20	Open	Fair Value	0.0442	Manual	1.000000	4,516,020.99	4,516,020.99	0.00	-164.24	1.000000	4,516,185.23	Manual	4,516,185.23	0.00	164.24	164.24
MB24-MBIA DEBT SERVICE	AR-0054	State Pool	05/13/20	Open	Fair Value	0.0442	Manual	1.000000	6,010,262.45	6,010,262.45	0.00	-218.57	1.000000	6,010,481.02	Manual	6,010,481.02	0.00	218.57	218.57
MB25-MBIA DRAINAGE DEBT SERVICE	AR-0055	State Pool	05/13/20	Open	Fair Value	0.0443	Manual	1.000000	2,502,775.34	2,502,775.34	0.00	-91.04	1.000000	2,502,866.38	Manual	2,502,866.38	0.00	91.04	91.04
MB26-FACILITIES BOND 2018	AR-0056	State Pool	05/13/20	Open	Fair Value	0.0442	Manual	1.000000	10,036,096.07	10,036,096.07	0.00	-365.00	1.000000	10,036,461.07	Manual	10,036,461.07	0.00	365.00	365.00
MB27-MBIA TX HERITAGE PARKWAY	AR-0057	State Pool	05/13/20	Open	Fair Value	0.0445	Manual	1.000000	10,008,374.51	10,008,374.51	0.00	4,999,682.96	1.000000	5,008,691.55	Manual	5,008,691.55	0.00	317.04	317.04
Cadence-Money Market Accts	AR-0058	Money Market	01/31/21	Open	Fair Value	0.1115	Manual	1.000000	166,580,187.63	166,580,187.63	0.00	24,776,138.95	1.000000	141,804,048.68	Manual	141,804,048.68	0.00	15,183.81	15,183.81
MB28-MBIA GRAND PARKWAY 2021	AR-0059	State Pool	08/02/21	Open	Fair Value	0.0442	Manual	1.000000	25,001,031.79	25,001,031.79	0.00	-7,001,163.87	1.000000	32,002,195.66	Manual	32,002,195.66	0.00	1,163.87	1,163.87
MB29-MBIA SR LIEN TOLL RD 2021	AR-0060	State Pool	08/02/21	Open	Fair Value	0.0442	Manual	1.000000	68,002,806.33	68,002,806.33	0.00	-3,002,582.33	1.000000	71,005,388.66	Manual	71,005,388.66	0.00	2,582.33	2,582.33
MB30-MBIA FLOOD PRO DRAINAGE 20	AR-0061	State Pool	08/02/21	Open	Fair Value	0.0442	Manual	1.000000	10,000,412.69	10,000,412.69	0.00	-363.69	1.000000	10,000,776.38	Manual	10,000,776.38	0.00	363.69	363.69
Investment Total						<u>0.0604</u>		<u>1.000000</u>	<u>639,189,311.82</u>	<u>639,189,311.82</u>	<u>0.00</u>	<u>23,758,316.45</u>	<u>1.000000</u>	<u>615,430,995.38</u>		<u>615,430,995.38</u>	<u>0.01</u>	<u>33,006.32</u>	<u>33,006.33</u>

Portfolio Position
Ft. Bend County
 Effective Interest - Actual Life
 Receipts in Period
 09/01/21 - 09/30/21

CUSIP	Invest Number	Security Description	Purchase Date	Call Date	Par Value On 09/01/21	Par Value On 09/30/21	Market Val On 09/01/21	Market Val On 09/30/21	Purchase Cost	Sales Proceeds	Original Princ/Cost	Amor Value On 09/01/21	Amor Value On 09/30/21
130 - Assistance Dist #1													
State Pool													
MB13-MBIA ASSISTANCE DIST #1	AR-0042	State Pool	08/31/16	Open	<u>2,000,082.54</u>	<u>4,000,228.02</u>	<u>2,000,082.54</u>	<u>4,000,228.02</u>	<u>0.00</u>	<u>0.00</u>	<u>10,000,000.00</u>	<u>2,000,082.54</u>	<u>4,000,228.02</u>
State Pool Total					<u>2,000,082.54</u>	<u>4,000,228.02</u>	<u>2,000,082.54</u>	<u>4,000,228.02</u>	<u>0.00</u>	<u>0.00</u>	<u>10,000,000.00</u>	<u>2,000,082.54</u>	<u>4,000,228.02</u>
130 - Assistance Dist #1 Total					<u>2,000,082.54</u>	<u>4,000,228.02</u>	<u>2,000,082.54</u>	<u>4,000,228.02</u>	<u>0.00</u>	<u>0.00</u>	<u>10,000,000.00</u>	<u>2,000,082.54</u>	<u>4,000,228.02</u>
145 - ESD 100 Agreement													
State Pool													
MB12-MBIA ESD 100 AGREEMENT	AR-0041	State Pool	08/31/16	Open	<u>3,990,686.38</u>	<u>3,990,831.51</u>	<u>3,990,686.38</u>	<u>3,990,831.51</u>	<u>0.00</u>	<u>0.00</u>	<u>3,900,000.00</u>	<u>3,990,686.38</u>	<u>3,990,831.51</u>
State Pool Total					<u>3,990,686.38</u>	<u>3,990,831.51</u>	<u>3,990,686.38</u>	<u>3,990,831.51</u>	<u>0.00</u>	<u>0.00</u>	<u>3,900,000.00</u>	<u>3,990,686.38</u>	<u>3,990,831.51</u>
145 - ESD 100 Agreement Total					<u>3,990,686.38</u>	<u>3,990,831.51</u>	<u>3,990,686.38</u>	<u>3,990,831.51</u>	<u>0.00</u>	<u>0.00</u>	<u>3,900,000.00</u>	<u>3,990,686.38</u>	<u>3,990,831.51</u>
810 - FBC Toll Road Operations													
State Pool													
TT02-TX TERM Toll Rd. Operation	AR-0024	State Pool	11/01/08	Open	<u>0.00</u>	<u>0.00</u>	<u>0.00</u>	<u>0.00</u>	<u>0.00</u>	<u>0.00</u>	<u>0.00</u>	<u>0.00</u>	<u>0.00</u>
State Pool Total					<u>0.00</u>	<u>0.00</u>	<u>0.00</u>	<u>0.00</u>	<u>0.00</u>	<u>0.00</u>	<u>0.00</u>	<u>0.00</u>	<u>0.00</u>
810 - FBC Toll Road Operations Total					<u>0.00</u>	<u>0.00</u>	<u>0.00</u>	<u>0.00</u>	<u>0.00</u>	<u>0.00</u>	<u>0.00</u>	<u>0.00</u>	<u>0.00</u>
815 - Grand Parkway Operations													
State Pool													
MB14-MBIA GR PARKWAY OPERATIONS	AR-0043	State Pool	08/31/16	Open	<u>34,912,298.44</u>	<u>39,913,750.04</u>	<u>34,912,298.44</u>	<u>39,913,750.04</u>	<u>0.00</u>	<u>0.00</u>	<u>8,500,000.00</u>	<u>34,912,298.44</u>	<u>39,913,750.04</u>
State Pool Total					<u>34,912,298.44</u>	<u>39,913,750.04</u>	<u>34,912,298.44</u>	<u>39,913,750.04</u>	<u>0.00</u>	<u>0.00</u>	<u>8,500,000.00</u>	<u>34,912,298.44</u>	<u>39,913,750.04</u>
815 - Grand Parkway Operations Total					<u>34,912,298.44</u>	<u>39,913,750.04</u>	<u>34,912,298.44</u>	<u>39,913,750.04</u>	<u>0.00</u>	<u>0.00</u>	<u>8,500,000.00</u>	<u>34,912,298.44</u>	<u>39,913,750.04</u>
LO10 - LOGIC COUNTYS CARES ACT													
State Pool													
LO10-LOGIC-COUNTY'S CARE ACT	AR-0047	State Pool	05/12/20	Open	<u>992.67</u>	<u>15,001,441.83</u>	<u>992.67</u>	<u>15,001,441.83</u>	<u>0.00</u>	<u>0.00</u>	<u>67,000,000.00</u>	<u>992.67</u>	<u>15,001,441.83</u>
State Pool Total					<u>992.67</u>	<u>15,001,441.83</u>	<u>992.67</u>	<u>15,001,441.83</u>	<u>0.00</u>	<u>0.00</u>	<u>67,000,000.00</u>	<u>992.67</u>	<u>15,001,441.83</u>
LO10 - LOGIC COUNTYS CARES ACT Total					<u>992.67</u>	<u>15,001,441.83</u>	<u>992.67</u>	<u>15,001,441.83</u>	<u>0.00</u>	<u>0.00</u>	<u>67,000,000.00</u>	<u>992.67</u>	<u>15,001,441.83</u>
LOG5 - LOGIC DRAINAGE													
State Pool													
LOG5-Logic-Drainage	AR-0032	State Pool	11/10/08	Open	<u>522,353.74</u>	<u>522,369.40</u>	<u>522,353.74</u>	<u>522,369.40</u>	<u>0.00</u>	<u>0.00</u>	<u>500,000.00</u>	<u>522,353.74</u>	<u>522,369.40</u>
State Pool Total					<u>522,353.74</u>	<u>522,369.40</u>	<u>522,353.74</u>	<u>522,369.40</u>	<u>0.00</u>	<u>0.00</u>	<u>500,000.00</u>	<u>522,353.74</u>	<u>522,369.40</u>
LOG5 - LOGIC DRAINAGE Total					<u>522,353.74</u>	<u>522,369.40</u>	<u>522,353.74</u>	<u>522,369.40</u>	<u>0.00</u>	<u>0.00</u>	<u>500,000.00</u>	<u>522,353.74</u>	<u>522,369.40</u>
LOG1 - LOGIC GENERAL													
State Pool													
LOG1-Logic-General	AR-0028	State Pool	11/10/08	Open	<u>743,071.55</u>	<u>743,093.79</u>	<u>743,071.55</u>	<u>743,093.79</u>	<u>0.00</u>	<u>0.00</u>	<u>10,000,000.00</u>	<u>743,071.55</u>	<u>743,093.79</u>
State Pool Total					<u>743,071.55</u>	<u>743,093.79</u>	<u>743,071.55</u>	<u>743,093.79</u>	<u>0.00</u>	<u>0.00</u>	<u>10,000,000.00</u>	<u>743,071.55</u>	<u>743,093.79</u>
LOG1 - LOGIC GENERAL Total					<u>743,071.55</u>	<u>743,093.79</u>	<u>743,071.55</u>	<u>743,093.79</u>	<u>0.00</u>	<u>0.00</u>	<u>10,000,000.00</u>	<u>743,071.55</u>	<u>743,093.79</u>
LOG8 - LOGIC ROAD & BRIDGE													
State Pool													
LOG8-Logic-Road & Bridge	AR-0035	State Pool	11/10/08	Open	<u>2,523,756.54</u>	<u>2,523,832.08</u>	<u>2,523,756.54</u>	<u>2,523,832.08</u>	<u>0.00</u>	<u>0.00</u>	<u>1,000,000.00</u>	<u>2,523,756.54</u>	<u>2,523,832.08</u>
State Pool Total					<u>2,523,756.54</u>	<u>2,523,832.08</u>	<u>2,523,756.54</u>	<u>2,523,832.08</u>	<u>0.00</u>	<u>0.00</u>	<u>1,000,000.00</u>	<u>2,523,756.54</u>	<u>2,523,832.08</u>
LOG8 - LOGIC ROAD & BRIDGE Total					<u>2,523,756.54</u>	<u>2,523,832.08</u>	<u>2,523,756.54</u>	<u>2,523,832.08</u>	<u>0.00</u>	<u>0.00</u>	<u>1,000,000.00</u>	<u>2,523,756.54</u>	<u>2,523,832.08</u>
LOG2 - LOGIC TOLL OPERATIONS													
State Pool													
LOG2-Logic-Toll Rd.Operations	AR-0029	State Pool	11/10/08	Open	<u>35,127,416.33</u>	<u>35,128,468.10</u>	<u>35,127,416.33</u>	<u>35,128,468.10</u>	<u>0.00</u>	<u>0.00</u>	<u>2,000,000.00</u>	<u>35,127,416.33</u>	<u>35,128,468.10</u>
State Pool Total					<u>35,127,416.33</u>	<u>35,128,468.10</u>	<u>35,127,416.33</u>	<u>35,128,468.10</u>	<u>0.00</u>	<u>0.00</u>	<u>2,000,000.00</u>	<u>35,127,416.33</u>	<u>35,128,468.10</u>
LOG2 - LOGIC TOLL OPERATIONS Total					<u>35,127,416.33</u>	<u>35,128,468.10</u>	<u>35,127,416.33</u>	<u>35,128,468.10</u>	<u>0.00</u>	<u>0.00</u>	<u>2,000,000.00</u>	<u>35,127,416.33</u>	<u>35,128,468.10</u>
MB21 - MBIA ASSIST DIST #6													
State Pool													
MB21-MBIA FBC ASSIST. DIST. #6	AR-0051	State Pool	05/13/20	Open	<u>2,005,318.80</u>	<u>2,005,391.71</u>	<u>2,005,318.80</u>	<u>2,005,391.71</u>	<u>0.00</u>	<u>0.00</u>	<u>2,000,000.00</u>	<u>2,005,318.80</u>	<u>2,005,391.71</u>
State Pool Total					<u>2,005,318.80</u>	<u>2,005,391.71</u>	<u>2,005,318.80</u>	<u>2,005,391.71</u>	<u>0.00</u>	<u>0.00</u>	<u>2,000,000.00</u>	<u>2,005,318.80</u>	<u>2,005,391.71</u>

Portfolio Position
Ft. Bend County
Effective Interest - Actual Life
Receipts in Period
09/01/21 - 09/30/21

CUSIP	Invest Number	Security Description	Purchase Date	Call Date	Par Value On 09/01/21	Par Value On 09/30/21	Market Val On 09/01/21	Market Val On 09/30/21	Purchase Cost	Sales Proceeds	Original Princ/Cost	Amor Value On 09/01/21	Amor Value On 09/30/21
MB21 - MBIA ASSIST DIST #6 Total					<u>2,005,318.80</u>	<u>2,005,391.71</u>	<u>2,005,318.80</u>	<u>2,005,391.71</u>	<u>0.00</u>	<u>0.00</u>	<u>2,000,000.00</u>	<u>2,005,318.80</u>	<u>2,005,391.71</u>
MB18 - MBIA COUNTYS CARES ACT State Pool													
MB18-MBIA COUNTY'S CARES ACT	AR-0048	State Pool	05/12/20	Open	75,005,796.53	75,008,524.46	75,005,796.53	75,008,524.46	0.00	0.00	67,000,000.00	75,005,796.53	75,008,524.46
State Pool Total					<u>75,005,796.53</u>	<u>75,008,524.46</u>	<u>75,005,796.53</u>	<u>75,008,524.46</u>	<u>0.00</u>	<u>0.00</u>	<u>67,000,000.00</u>	<u>75,005,796.53</u>	<u>75,008,524.46</u>
MB18 - MBIA COUNTYS CARES ACT Total					<u>75,005,796.53</u>	<u>75,008,524.46</u>	<u>75,005,796.53</u>	<u>75,008,524.46</u>	<u>0.00</u>	<u>0.00</u>	<u>67,000,000.00</u>	<u>75,005,796.53</u>	<u>75,008,524.46</u>
MB24 - MBIA DEBT SERVICE State Pool													
MB24-MBIA DEBT SERVICE	AR-0054	State Pool	05/13/20	Open	6,010,262.45	6,010,481.02	6,010,262.45	6,010,481.02	0.00	0.00	21,000,000.00	6,010,262.45	6,010,481.02
State Pool Total					<u>6,010,262.45</u>	<u>6,010,481.02</u>	<u>6,010,262.45</u>	<u>6,010,481.02</u>	<u>0.00</u>	<u>0.00</u>	<u>21,000,000.00</u>	<u>6,010,262.45</u>	<u>6,010,481.02</u>
MB24 - MBIA DEBT SERVICE Total					<u>6,010,262.45</u>	<u>6,010,481.02</u>	<u>6,010,262.45</u>	<u>6,010,481.02</u>	<u>0.00</u>	<u>0.00</u>	<u>21,000,000.00</u>	<u>6,010,262.45</u>	<u>6,010,481.02</u>
MB04 - MBIA DRAINAGE State Pool													
MB04-MBIA Drainage	AR-0017	State Pool	11/01/08	Open	13,292,224.12	13,292,707.57	13,292,224.12	13,292,707.57	0.00	0.00	1,267,218.21	13,292,224.12	13,292,707.57
State Pool Total					<u>13,292,224.12</u>	<u>13,292,707.57</u>	<u>13,292,224.12</u>	<u>13,292,707.57</u>	<u>0.00</u>	<u>0.00</u>	<u>1,267,218.21</u>	<u>13,292,224.12</u>	<u>13,292,707.57</u>
MB04 - MBIA DRAINAGE Total					<u>13,292,224.12</u>	<u>13,292,707.57</u>	<u>13,292,224.12</u>	<u>13,292,707.57</u>	<u>0.00</u>	<u>0.00</u>	<u>1,267,218.21</u>	<u>13,292,224.12</u>	<u>13,292,707.57</u>
MB25 - MBIA DRAINAGE DEBT SERVICE State Pool													
MB25-MBIA DRAINAGE DEBT SERVICE	AR-0055	State Pool	05/13/20	Open	2,502,775.34	2,502,866.38	2,502,775.34	2,502,866.38	0.00	0.00	1,000,000.00	2,502,775.34	2,502,866.38
State Pool Total					<u>2,502,775.34</u>	<u>2,502,866.38</u>	<u>2,502,775.34</u>	<u>2,502,866.38</u>	<u>0.00</u>	<u>0.00</u>	<u>1,000,000.00</u>	<u>2,502,775.34</u>	<u>2,502,866.38</u>
MB25 - MBIA DRAINAGE DEBT SERVICE Total					<u>2,502,775.34</u>	<u>2,502,866.38</u>	<u>2,502,775.34</u>	<u>2,502,866.38</u>	<u>0.00</u>	<u>0.00</u>	<u>1,000,000.00</u>	<u>2,502,775.34</u>	<u>2,502,866.38</u>
MB26 - MBIA FACILITIES BOND 2018 State Pool													
MB26-FACILITIES BOND 2018	AR-0056	State Pool	05/13/20	Open	10,036,096.07	10,036,461.07	10,036,096.07	10,036,461.07	0.00	0.00	14,000,000.00	10,036,096.07	10,036,461.07
State Pool Total					<u>10,036,096.07</u>	<u>10,036,461.07</u>	<u>10,036,096.07</u>	<u>10,036,461.07</u>	<u>0.00</u>	<u>0.00</u>	<u>14,000,000.00</u>	<u>10,036,096.07</u>	<u>10,036,461.07</u>
MB26 - MBIA FACILITIES BOND 2018 Total					<u>10,036,096.07</u>	<u>10,036,461.07</u>	<u>10,036,096.07</u>	<u>10,036,461.07</u>	<u>0.00</u>	<u>0.00</u>	<u>14,000,000.00</u>	<u>10,036,096.07</u>	<u>10,036,461.07</u>
MB19 - MBIA FBC ASSIST DIST #2 State Pool													
MB19-MBIA FBC ASSIST. DIST. #2	AR-0049	State Pool	05/13/20	Open	4,506,731.11	4,506,895.02	4,506,731.11	4,506,895.02	0.00	0.00	2,500,000.00	4,506,731.11	4,506,895.02
State Pool Total					<u>4,506,731.11</u>	<u>4,506,895.02</u>	<u>4,506,731.11</u>	<u>4,506,895.02</u>	<u>0.00</u>	<u>0.00</u>	<u>2,500,000.00</u>	<u>4,506,731.11</u>	<u>4,506,895.02</u>
MB19 - MBIA FBC ASSIST DIST #2 Total					<u>4,506,731.11</u>	<u>4,506,895.02</u>	<u>4,506,731.11</u>	<u>4,506,895.02</u>	<u>0.00</u>	<u>0.00</u>	<u>2,500,000.00</u>	<u>4,506,731.11</u>	<u>4,506,895.02</u>
MB20 - MBIA FBC ASSIST DIST #4 State Pool													
MB20-MBIA FBC ASSIST. DIST. #4	AR-0050	State Pool	05/13/20	Open	1,253,324.25	1,253,369.85	1,253,324.25	1,253,369.85	0.00	0.00	1,250,000.00	1,253,324.25	1,253,369.85
State Pool Total					<u>1,253,324.25</u>	<u>1,253,369.85</u>	<u>1,253,324.25</u>	<u>1,253,369.85</u>	<u>0.00</u>	<u>0.00</u>	<u>1,250,000.00</u>	<u>1,253,324.25</u>	<u>1,253,369.85</u>
MB20 - MBIA FBC ASSIST DIST #4 Total					<u>1,253,324.25</u>	<u>1,253,369.85</u>	<u>1,253,324.25</u>	<u>1,253,369.85</u>	<u>0.00</u>	<u>0.00</u>	<u>1,250,000.00</u>	<u>1,253,324.25</u>	<u>1,253,369.85</u>
MB30 - MBIA Flood Proj Drainage 20 State Pool													
MB30-MBIA FLOOD PRO DRAINAGE 20	AR-0061	State Pool	08/02/21	Open	10,000,412.69	10,000,776.38	10,000,412.69	10,000,776.38	0.00	0.00	10,000,000.00	10,000,412.69	10,000,776.38
State Pool Total					<u>10,000,412.69</u>	<u>10,000,776.38</u>	<u>10,000,412.69</u>	<u>10,000,776.38</u>	<u>0.00</u>	<u>0.00</u>	<u>10,000,000.00</u>	<u>10,000,412.69</u>	<u>10,000,776.38</u>
MB30 - MBIA Flood Proj Drainage 20 Total					<u>10,000,412.69</u>	<u>10,000,776.38</u>	<u>10,000,412.69</u>	<u>10,000,776.38</u>	<u>0.00</u>	<u>0.00</u>	<u>10,000,000.00</u>	<u>10,000,412.69</u>	<u>10,000,776.38</u>
MB02 - MBIA GENERAL State Pool													
MB02-MBIA General	AR-0015	State Pool	11/01/08	Open	91,051,158.31	61,054,188.06	91,051,158.31	61,054,188.06	0.00	0.00	17,374,917.83	91,051,158.31	61,054,188.06
State Pool Total					<u>91,051,158.31</u>	<u>61,054,188.06</u>	<u>91,051,158.31</u>	<u>61,054,188.06</u>	<u>0.00</u>	<u>0.00</u>	<u>17,374,917.83</u>	<u>91,051,158.31</u>	<u>61,054,188.06</u>
MB02 - MBIA GENERAL Total					<u>91,051,158.31</u>	<u>61,054,188.06</u>	<u>91,051,158.31</u>	<u>61,054,188.06</u>	<u>0.00</u>	<u>0.00</u>	<u>17,374,917.83</u>	<u>91,051,158.31</u>	<u>61,054,188.06</u>
MB23 - MBIA JUVENILE State Pool													
MB23-MBIA JUVENILE	AR-0053	State Pool	05/13/20	Open	4,516,020.99	4,516,185.23	4,516,020.99	4,516,185.23	0.00	0.00	8,000,000.00	4,516,020.99	4,516,185.23

Portfolio Position

Ft. Bend County

Effective Interest - Actual Life
Receipts in Period
09/01/21 - 09/30/21

CUSIP	Invest Number	Security Description	Purchase Date	Call Date	Par Value On 09/01/21	Par Value On 09/30/21	Market Val On 09/01/21	Market Val On 09/30/21	Purchase Cost	Sales Proceeds	Original Princ/Cost	Amor Value On 09/01/21	Amor Value On 09/30/21
TT02-TX TERM Toll Rd. Operation	AR-0024	State Pool	11/01/08	Open	1,070.62	1,070.64	1,070.62	1,070.64	0.00	0.00	0.00	1,070.62	1,070.64
State Pool Total					1,070.62	1,070.64	1,070.62	1,070.64	0.00	0.00	0.00	1,070.62	1,070.64
TT02 - TEXAS TERM TOLL OPERATIONS Total					1,070.62	1,070.64	1,070.62	1,070.64	0.00	0.00	0.00	1,070.62	1,070.64
09 - Temporary Holding Money Market													
Cadence-Money Market Accts	AR-0058	Money Market	01/31/21	Open	166,580,187.63	141,804,048.68	166,580,187.63	141,804,048.68	0.00	0.00	210,194,488.52	166,580,187.63	141,804,048.68
Money Market Total					166,580,187.63	141,804,048.68	166,580,187.63	141,804,048.68	0.00	0.00	210,194,488.52	166,580,187.63	141,804,048.68
09 - Temporary Holding Total Combined Port					166,580,187.63	141,804,048.68	166,580,187.63	141,804,048.68	0.00	0.00	210,194,488.52	166,580,187.63	141,804,048.68
Money Market													
Cadence-Money Market Accts	AR-0058	Money Market	01/31/21	Open	166,580,187.63	141,804,048.68	166,580,187.63	141,804,048.68	0.00	0.00	210,194,488.52	166,580,187.63	141,804,048.68
Money Market Total					166,580,187.63	141,804,048.68	166,580,187.63	141,804,048.68	0.00	0.00	210,194,488.52	166,580,187.63	141,804,048.68
State Pool													
LO10-LOGIC-COUNTY'S CARE ACT	AR-0047	State Pool	05/12/20	Open	992.67	15,001,441.83	992.67	15,001,441.83	0.00	0.00	67,000,000.00	992.67	15,001,441.83
LOG1-Logic- General	AR-0028	State Pool	11/10/08	Open	743,071.55	743,093.79	743,071.55	743,093.79	0.00	0.00	10,000,000.00	743,071.55	743,093.79
LOG2-Logic-Toll Rd.Operations	AR-0029	State Pool	11/10/08	Open	35,127,416.33	35,128,468.10	35,127,416.33	35,128,468.10	0.00	0.00	2,000,000.00	35,127,416.33	35,128,468.10
LOG5-Logic-Drainage	AR-0032	State Pool	11/10/08	Open	522,353.74	522,369.40	522,353.74	522,369.40	0.00	0.00	500,000.00	522,353.74	522,369.40
LOG8-Logic-Road & Bridge	AR-0035	State Pool	11/10/08	Open	2,523,756.54	2,523,832.08	2,523,756.54	2,523,832.08	0.00	0.00	1,000,000.00	2,523,756.54	2,523,832.08
MB02-MBIA General	AR-0015	State Pool	11/01/08	Open	91,051,158.31	61,054,188.06	91,051,158.31	61,054,188.06	0.00	0.00	17,374,917.83	91,051,158.31	61,054,188.06
MB03-MBIA Road & Bridge	AR-0016	State Pool	11/01/08	Open	6,577,322.11	6,577,561.33	6,577,322.11	6,577,561.33	0.00	0.00	2,856,438.24	6,577,322.11	6,577,561.33
MB04-MBIA Drainage	AR-0017	State Pool	11/01/08	Open	13,292,224.12	13,292,707.57	13,292,224.12	13,292,707.57	0.00	0.00	1,267,218.21	13,292,224.12	13,292,707.57
MB06-MBIA Toll Rd. Operations	AR-0019	State Pool	11/01/08	Open	58,995,105.43	62,997,396.54	58,995,105.43	62,997,396.54	0.00	0.00	3,143,377.27	58,995,105.43	62,997,396.54
MB12-MBIA ESD 100 AGREEMENT	AR-0041	State Pool	08/31/16	Open	3,990,686.38	3,990,831.51	3,990,686.38	3,990,831.51	0.00	0.00	3,900,000.00	3,990,686.38	3,990,831.51
MB13-MBIA ASSISTANCE DIST #1	AR-0042	State Pool	08/31/16	Open	2,000,082.54	4,000,228.02	2,000,082.54	4,000,228.02	0.00	0.00	10,000,000.00	2,000,082.54	4,000,228.02
MB14-MBIA GR PARKWAY OPERATIONS	AR-0043	State Pool	08/31/16	Open	34,912,298.44	39,913,750.04	34,912,298.44	39,913,750.04	0.00	0.00	8,500,000.00	34,912,298.44	39,913,750.04
MB17 - SR LIEN BOND 2016	AR-0046	State Pool	12/09/16	Open	4,020,139.51	4,020,285.71	4,020,139.51	4,020,285.71	0.00	0.00	35,000,000.00	4,020,139.51	4,020,285.71
MB18-MBIA COUNTY'S CARES ACT	AR-0048	State Pool	05/12/20	Open	75,005,796.53	75,008,524.46	75,005,796.53	75,008,524.46	0.00	0.00	67,000,000.00	75,005,796.53	75,008,524.46
MB19-MBIA FBC ASSIST. DIST. #2	AR-0049	State Pool	05/13/20	Open	4,506,731.11	4,506,895.02	4,506,731.11	4,506,895.02	0.00	0.00	2,500,000.00	4,506,731.11	4,506,895.02
MB20- MBIA FBC ASSIST. DIST. #4	AR-0050	State Pool	05/13/20	Open	1,253,324.25	1,253,369.85	1,253,324.25	1,253,369.85	0.00	0.00	1,250,000.00	1,253,324.25	1,253,369.85
MB21-MBIA FBC ASSIST. DIST. #6	AR-0051	State Pool	05/13/20	Open	2,005,318.80	2,005,391.71	2,005,318.80	2,005,391.71	0.00	0.00	2,000,000.00	2,005,318.80	2,005,391.71
MB23-MBIA JUVENILE	AR-0053	State Pool	05/13/20	Open	4,516,020.99	4,516,185.23	4,516,020.99	4,516,185.23	0.00	0.00	8,000,000.00	4,516,020.99	4,516,185.23
MB24-MBIA DEBT SERVICE	AR-0054	State Pool	05/13/20	Open	6,010,262.45	6,010,481.02	6,010,262.45	6,010,481.02	0.00	0.00	21,000,000.00	6,010,262.45	6,010,481.02
MB25-MBIA DRAINAGE DEBT SERVICE	AR-0055	State Pool	05/13/20	Open	2,502,775.34	2,502,866.38	2,502,775.34	2,502,866.38	0.00	0.00	1,000,000.00	2,502,775.34	2,502,866.38
MB26-FACILITIES BOND 2018	AR-0056	State Pool	05/13/20	Open	10,036,096.07	10,036,461.07	10,036,096.07	10,036,461.07	0.00	0.00	14,000,000.00	10,036,096.07	10,036,461.07
MB27-MBIA TX HERITAGE PARKWAY	AR-0057	State Pool	05/13/20	Open	10,008,374.51	5,008,691.55	10,008,374.51	5,008,691.55	0.00	0.00	17,000,000.00	10,008,374.51	5,008,691.55
MB28-MBIA GRAND PARKWAY 2021	AR-0059	State Pool	08/02/21	Open	25,001,031.79	32,002,195.66	25,001,031.79	32,002,195.66	0.00	0.00	25,000,000.00	25,001,031.79	32,002,195.66
MB29-MBIA SR LIEN TOLL RD 2021	AR-0060	State Pool	08/02/21	Open	68,002,806.33	71,005,388.66	68,002,806.33	71,005,388.66	0.00	0.00	68,000,000.00	68,002,806.33	71,005,388.66
MB30-MBIA FLOOD PRO DRAINAGE 20	AR-0061	State Pool	08/02/21	Open	10,000,412.69	10,000,776.38	10,000,412.69	10,000,776.38	0.00	0.00	10,000,000.00	10,000,412.69	10,000,776.38
TT00-TX TERM General	AR-0022	State Pool	11/01/08	Open	1,071.84	1,071.86	1,071.84	1,071.86	0.00	0.00	10,006,437.87	1,071.84	1,071.86
TT02-TX TERM Toll Rd. Operation	AR-0024	State Pool	11/01/08	Open	1,070.62	1,070.64	1,070.62	1,070.64	0.00	0.00	0.00	1,070.62	1,070.64
TT04-TX TERM Road & Bridge	AR-0026	State Pool	11/01/08	Open	1,068.67	1,068.69	1,068.67	1,068.69	0.00	0.00	10,463.28	1,068.67	1,068.69
TT05-TX TERM Drainage	AR-0027	State Pool	11/01/08	Open	354.53	354.54	354.53	354.54	0.00	0.00	109,774.61	354.53	354.54
State Pool Total					472,609,124.19	473,626,946.70	472,609,124.19	473,626,946.70	0.00	0.00	409,418,627.31	472,609,124.19	473,626,946.70
Combined Port Total					639,189,311.82	615,430,995.38	639,189,311.82	615,430,995.38	0.00	0.00	619,613,115.83	639,189,311.82	615,430,995.38

Earnings and Yields Summary

Ft. Bend County

Effective Interest - Actual Life

Receipts in Period

09/01/21 - 09/30/21

8

Security Description	09/01/21 09/07/21	09/08/21 09/14/21	09/15/21 09/21/21	09/22/21 09/28/21	09/29/21 09/30/21	09/01/21 09/30/21
Combined Port						
Money Market	3,560.56	3,560.55	3,560.55	3,560.55	941.60	15,183.81
State Pool	<u>4,254.77</u>	<u>4,254.76</u>	<u>4,254.76</u>	<u>3,998.58</u>	<u>1,059.64</u>	<u>17,822.51</u>
Port Total	<u>7,815.33</u>	<u>7,815.31</u>	<u>7,815.31</u>	<u>7,559.13</u>	<u>2,001.24</u>	<u>33,006.32</u>
Combined Port						
Money Market	0.1115	0.1115	0.1115	0.1115	0.1115	0.1115
State Pool	<u>0.0436</u>	<u>0.0436</u>	<u>0.0436</u>	<u>0.0436</u>	<u>0.0408</u>	<u>0.0434</u>
Port Total	<u>0.0604</u>	<u>0.0604</u>	<u>0.0604</u>	<u>0.0611</u>	<u>0.0582</u>	<u>0.0604</u>

Maturity Aging
Ft. Bend County
 Effective Interest - Actual Life
 Receipts in Period
 09/30/21

CUSIP	Invest Number	Security Description	Purchase Date	Days to Maturity	Yield Matur
Cash / Money Market					
Cadence-Money Market Accts	AR-0058	Money Market	01/31/21	0	0.1500
LO10-LOGIC-COUNTY'S CARE ACT	AR-0047	State Pool	05/12/20	0	0.0364
LOG1-Logic- General	AR-0028	State Pool	11/10/08	0	0.0364
LOG2-Logic-Toll Rd.Operations	AR-0029	State Pool	11/10/08	0	0.0364
LOG5-Logic-Drainage	AR-0032	State Pool	11/10/08	0	0.0364
LOG8-Logic-Road & Bridge	AR-0035	State Pool	11/10/08	0	0.0364
MB02-MBIA General	AR-0015	State Pool	11/01/08	0	0.0443
MB03-MBIA Road & Bridge	AR-0016	State Pool	11/01/08	0	0.0443
MB04-MBIA Drainage	AR-0017	State Pool	11/01/08	0	0.0443
MB06-MBIA Toll Rd. Operations	AR-0019	State Pool	11/01/08	0	0.0443
MB12-MBIA ESD 100 AGREEMENT	AR-0041	State Pool	08/31/16	0	0.0443
MB13-MBIA ASSISTANCE DIST #1	AR-0042	State Pool	08/31/16	0	0.0443
MB14-MBIA GR PARKWAY OPERATIONS	AR-0043	State Pool	08/31/16	0	0.0443
MB17 - SR LIEN BOND 2016	AR-0046	State Pool	12/09/16	0	0.0443
MB18-MBIA COUNTY'S CARES ACT	AR-0048	State Pool	05/12/20	0	0.0443
MB19-MBIA FBC ASSIST. DIST. #2	AR-0049	State Pool	05/13/20	0	0.0443
MB20- MBIA FBC ASSIST. DIST. #4	AR-0050	State Pool	05/13/20	0	0.0443
MB21-MBIA FBC ASSIST. DIST. #6	AR-0051	State Pool	05/13/20	0	0.0443
MB23-MBIA JUVENILE	AR-0053	State Pool	05/13/20	0	0.0443
MB24-MBIA DEBT SERVICE	AR-0054	State Pool	05/13/20	0	0.0443
MB25-MBIA DRAINAGE DEBT SERVICE	AR-0055	State Pool	05/13/20	0	0.0443
MB26-FACILITIES BOND 2018	AR-0056	State Pool	05/13/20	0	0.0443
MB27-MBIA TX HERITAGE PARKWAY	AR-0057	State Pool	05/13/20	0	0.0443
MB28-MBIA GRAND PARKWAY 2021	AR-0059	State Pool	08/02/21	0	0.0443
MB29-MBIA SR LIEN TOLL RD 2021	AR-0060	State Pool	08/02/21	0	0.0443
MB30-MBIA FLOOD PRO DRAINAGE 20	AR-0061	State Pool	08/02/21	0	0.0443
TT00-TX TERM General	AR-0022	State Pool	11/01/08	0	0.0200
TT02-TX TERM Toll Rd. Operation	AR-0024	State Pool	11/01/08	0	0.0200
TT04-TX TERM Road & Bridge	AR-0026	State Pool	11/01/08	0	0.0200
TT05-TX TERM Drainage	AR-0027	State Pool	11/01/08	0	0.0200
Cash / Money Market Total				0	0.0680
Investment Total				0	0.0680

Activity Statement
Ft. Bend County
 Effective Interest - Actual Life
 Receipts in Period
 09/01/21 - 09/30/21

Purchase Date	Sale Date	CUSIP	Invest Number	Security Description	Amor Value On 09/01/21	Changes In Principal	Purchase Cost	Sales Proceeds	Purchased Interest	Int/Div Rec In the Perd	Amor Value On 09/30/21
Money Market											
01/31/21	Open	Cadence-Money Market Accts	AR-0058	Money Market	166,580,187.63	-24,776,138.95	0.00	0.00	0.00	15,183.81	141,804,048.68
Money Market Total					166,580,187.63	-24,776,138.95	0.00	0.00	0.00	15,183.81	141,804,048.68
State Pool											
11/01/08	Open	MB02-MBIA General	AR-0015	State Pool	91,051,158.31	-29,996,970.25	0.00	0.00	0.00	3,029.75	61,054,188.06
11/01/08	Open	MB03-MBIA Road & Bridge	AR-0016	State Pool	6,577,322.11	239.22	0.00	0.00	0.00	239.22	6,577,561.33
11/01/08	Open	MB04-MBIA Drainage	AR-0017	State Pool	13,292,224.12	483.45	0.00	0.00	0.00	483.45	13,292,707.57
11/01/08	Open	MB06-MBIA Toll Rd. Operations	AR-0019	State Pool	58,995,105.43	4,002,291.11	0.00	0.00	0.00	2,291.11	62,997,396.54
11/01/08	Open	TT00-TX TERM General	AR-0022	State Pool	1,071.84	0.02	0.00	0.00	0.00	0.02	1,071.86
11/01/08	Open	TT02-TX TERM Toll Rd. Operation	AR-0024	State Pool	1,070.62	0.02	0.00	0.00	0.00	0.02	1,070.64
11/01/08	Open	TT04-TX TERM Road & Bridge	AR-0026	State Pool	1,068.67	0.02	0.00	0.00	0.00	0.02	1,068.69
11/01/08	Open	TT05-TX TERM Drainage	AR-0027	State Pool	354.53	0.01	0.00	0.00	0.00	0.01	354.54
11/10/08	Open	LOG1-Logic- General	AR-0028	State Pool	743,071.55	22.24	0.00	0.00	0.00	22.24	743,093.79
11/10/08	Open	LOG2-Logic-Toll Rd.Operations	AR-0029	State Pool	35,127,416.33	1,051.77	0.00	0.00	0.00	1,051.77	35,128,468.10
11/10/08	Open	LOG5-Logic-Drainage	AR-0032	State Pool	522,353.74	15.66	0.00	0.00	0.00	15.66	522,369.40
11/10/08	Open	LOG8-Logic-Road & Bridge	AR-0035	State Pool	2,523,756.54	75.54	0.00	0.00	0.00	75.54	2,523,832.08
08/31/16	Open	MB12-MBIA ESD 100 AGREEMENT	AR-0041	State Pool	3,990,686.38	145.13	0.00	0.00	0.00	145.13	3,990,831.51
08/31/16	Open	MB13-MBIA ASSISTANCE DIST #1	AR-0042	State Pool	2,000,082.54	2,000,145.48	0.00	0.00	0.00	145.48	4,000,228.02
08/31/16	Open	MB14-MBIA GR PARKWAY OPERATIONS	AR-0043	State Pool	34,912,298.44	5,001,451.60	0.00	0.00	0.00	1,451.60	39,913,750.04
12/09/16	Open	MB17 - SR LIEN BOND 2016	AR-0046	State Pool	4,020,139.51	146.20	0.00	0.00	0.00	146.20	4,020,285.71
05/12/20	Open	LO10-LOGIC-COUNTY'S CARE ACT	AR-0047	State Pool	992.67	15,000,449.16	0.00	0.00	0.00	449.16	15,001,441.83
05/12/20	Open	MB18-MBIA COUNTY'S CARES ACT	AR-0048	State Pool	75,005,796.53	2,727.93	0.00	0.00	0.00	2,727.93	75,008,524.46
05/13/20	Open	MB19-MBIA FBC ASSIST. DIST. #2	AR-0049	State Pool	4,506,731.11	163.91	0.00	0.00	0.00	163.91	4,506,895.02
05/13/20	Open	MB20- MBIA FBC ASSIST. DIST. #4	AR-0050	State Pool	1,253,324.25	45.60	0.00	0.00	0.00	45.60	1,253,369.85
05/13/20	Open	MB21-MBIA FBC ASSIST. DIST. #6	AR-0051	State Pool	2,005,318.80	72.91	0.00	0.00	0.00	72.91	2,005,391.71
05/13/20	Open	MB23-MBIA JUVENILE	AR-0053	State Pool	4,516,020.99	164.24	0.00	0.00	0.00	164.24	4,516,185.23
05/13/20	Open	MB24-MBIA DEBT SERVICE	AR-0054	State Pool	6,010,262.45	218.57	0.00	0.00	0.00	218.57	6,010,481.02
05/13/20	Open	MB25-MBIA DRAINAGE DEBT SERVICE	AR-0055	State Pool	2,502,775.34	91.04	0.00	0.00	0.00	91.04	2,502,866.38
05/13/20	Open	MB26-FACILITIES BOND 2018	AR-0056	State Pool	10,036,096.07	365.00	0.00	0.00	0.00	365.00	10,036,461.07
05/13/20	Open	MB27-MBIA TX HERITAGE PARKWAY	AR-0057	State Pool	10,008,374.51	-4,999,682.96	0.00	0.00	0.00	317.04	5,008,691.55
08/02/21	Open	MB28-MBIA GRAND PARKWAY 2021	AR-0059	State Pool	25,001,031.79	7,001,163.87	0.00	0.00	0.00	1,163.87	32,002,195.66
08/02/21	Open	MB29-MBIA SR LIEN TOLL RD 2021	AR-0060	State Pool	68,002,806.33	3,002,582.33	0.00	0.00	0.00	2,582.33	71,005,388.66
08/02/21	Open	MB30-MBIA FLOOD PRO DRAINAGE 20	AR-0061	State Pool	10,000,412.69	363.69	0.00	0.00	0.00	363.69	10,000,776.38
State Pool Total					472,609,124.19	1,017,822.51	0.00	0.00	0.00	17,822.51	473,626,946.70
Investment Total					639,189,311.82	-23,758,316.44	0.00	0.00	0.00	33,006.32	615,430,995.38

Interest Accrual
Ft. Bend County
Effective Interest - Actual Life
Receipts in Period
09/01/21 - 09/30/21

CUSIP	Invest Number	Security Description	Purchase Date	Sale Date	Yield Earned	Ending Par Val/Shares	Ending Amor Val/Cost	Purchased Interest	Int/Div Rec In the Perd	Int/Div Accrued In the Perd	PTD Purch Received	Int/Div Rec Purch/Date	Int/Div Accrued Purch/Date
09 - Temporary Holding													
Money Market													
Cadence-Money Market Accts	AR-0058	Money Market	01/31/21	Open	0.1115	141,804,048.68	141,804,048.68	0.00	15,183.81	0.00	0.00	266,982.31	0.00
Money Market Total					0.1115	141,804,048.68	141,804,048.68	0.00	15,183.81	0.00	0.00	266,982.31	0.00
09 - Temporary Holding Total					0.1115	141,804,048.68	141,804,048.68	0.00	15,183.81	0.00	0.00	266,982.31	0.00
130 - Assistance Dist #1													
State Pool													
MB13-MBIA ASSISTANCE DIST #1	AR-0042	State Pool	08/31/16	Open	0.0442	4,000,228.02	4,000,228.02	0.00	145.48	0.00	0.00	93,750.71	0.00
State Pool Total					0.0442	4,000,228.02	4,000,228.02	0.00	145.48	0.00	0.00	93,750.71	0.00
130 - Assistance Dist #1 Total					0.0442	4,000,228.02	4,000,228.02	0.00	145.48	0.00	0.00	93,750.71	0.00
145 - ESD 100 Agreement													
State Pool													
MB12-MBIA ESD 100 AGREEMENT	AR-0041	State Pool	08/31/16	Open	0.0442	3,990,831.51	3,990,831.51	0.00	145.13	0.00	0.00	89,272.75	0.00
State Pool Total					0.0442	3,990,831.51	3,990,831.51	0.00	145.13	0.00	0.00	89,272.75	0.00
145 - ESD 100 Agreement Total					0.0442	3,990,831.51	3,990,831.51	0.00	145.13	0.00	0.00	89,272.75	0.00
802 - Sr Lien 2016													
State Pool													
MB17 - SR LIEN BOND 2016	AR-0046	State Pool	12/09/16	Open	0.0442	4,020,285.71	4,020,285.71	0.00	146.20	0.00	0.00	171,026.75	0.00
State Pool Total					0.0442	4,020,285.71	4,020,285.71	0.00	146.20	0.00	0.00	171,026.75	0.00
802 - Sr Lien 2016 Total					0.0442	4,020,285.71	4,020,285.71	0.00	146.20	0.00	0.00	171,026.75	0.00
810 - FBC Toll Road Operations													
State Pool													
TT02-TX TERM Toll Rd. Operation	AR-0024	State Pool	11/01/08	Open	0.0000	0.00	0.00	0.00	0.00	0.00	0.00	0.00	0.00
State Pool Total					0.0000	0.00	0.00	0.00	0.00	0.00	0.00	0.00	0.00
810 - FBC Toll Road Operations Total					0.0000	0.00	0.00	0.00	0.00	0.00	0.00	0.00	0.00
815 - Grand Parkway Operations													
State Pool													
MB14-MBIA GR PARKWAY OPERATIONS	AR-0043	State Pool	08/31/16	Open	0.0442	39,913,750.04	39,913,750.04	0.00	1,451.60	0.00	0.00	413,744.56	0.00
State Pool Total					0.0442	39,913,750.04	39,913,750.04	0.00	1,451.60	0.00	0.00	413,744.56	0.00
815 - Grand Parkway Operations Total					0.0442	39,913,750.04	39,913,750.04	0.00	1,451.60	0.00	0.00	413,744.56	0.00
LO10 - LOGIC COUNTYS CARES ACT													
State Pool													
LO10-LOGIC-COUNTY'S CARE ACT	AR-0047	State Pool	05/12/20	Open	0.0364	15,001,441.83	15,001,441.83	0.00	449.16	0.00	0.00	147,441.83	0.00
State Pool Total					0.0364	15,001,441.83	15,001,441.83	0.00	449.16	0.00	0.00	147,441.83	0.00
LO10 - LOGIC COUNTYS CARES ACT Total					0.0364	15,001,441.83	15,001,441.83	0.00	449.16	0.00	0.00	147,441.83	0.00
LOG1 - LOGIC GENERAL													
State Pool													
LOG1-Logic- General	AR-0028	State Pool	11/10/08	Open	0.0364	743,093.79	743,093.79	0.00	22.24	0.00	0.00	813,526.77	0.00
State Pool Total					0.0364	743,093.79	743,093.79	0.00	22.24	0.00	0.00	813,526.77	0.00
LOG1 - LOGIC GENERAL Total					0.0364	743,093.79	743,093.79	0.00	22.24	0.00	0.00	813,526.77	0.00
LOG2 - LOGIC TOLL OPERATIONS													
State Pool													
LOG2-Logic-Toll Rd.Operations	AR-0029	State Pool	11/10/08	Open	0.0364	35,128,468.10	35,128,468.10	0.00	1,051.77	0.00	0.00	189,799.18	0.00
State Pool Total					0.0364	35,128,468.10	35,128,468.10	0.00	1,051.77	0.00	0.00	189,799.18	0.00
LOG2 - LOGIC TOLL OPERATIONS Total					0.0364	35,128,468.10	35,128,468.10	0.00	1,051.77	0.00	0.00	189,799.18	0.00
LOG5 - LOGIC DRAINAGE													

Interest Accrual
Ft. Bend County
Effective Interest - Actual Life
Receipts in Period
09/01/21 - 09/30/21

12

CUSIP	Invest Number	Security Description	Purchase Date	Sale Date	Yield Earned	Ending Par Val/Shares	Ending Amor Val/Cost	Purchased Interest	Int/Div Rec In the Perd	Int/Div Accrued In the Perd	PTD Purch Received	Int/Div Rec Purch/Date	Int/Div Accrued Purch/Date
State Pool													
LOG5-Logic-Drainage	AR-0032	State Pool	11/10/08	Open	0.0365	522,369.40	522,369.40	0.00	15.66	0.00	0.00	24,613.17	0.00
State Pool Total					0.0365	522,369.40	522,369.40	0.00	15.66	0.00	0.00	24,613.17	0.00
LOG5 - LOGIC DRAINAGE Total					0.0365	522,369.40	522,369.40	0.00	15.66	0.00	0.00	24,613.17	0.00
LOG8 - LOGIC ROAD & BRIDGE													
State Pool													
LOG8-Logic-Road & Bridge	AR-0035	State Pool	11/10/08	Open	0.0364	2,523,832.08	2,523,832.08	0.00	75.54	0.00	0.00	29,319.60	0.00
State Pool Total					0.0364	2,523,832.08	2,523,832.08	0.00	75.54	0.00	0.00	29,319.60	0.00
LOG8 - LOGIC ROAD & BRIDGE Total					0.0364	2,523,832.08	2,523,832.08	0.00	75.54	0.00	0.00	29,319.60	0.00
MB02 - MBIA GENERAL													
State Pool													
MB02-MBIA General	AR-0015	State Pool	11/01/08	Open	0.0444	61,054,188.06	61,054,188.06	0.00	3,029.75	0.00	0.00	783,538.43	0.00
State Pool Total					0.0444	61,054,188.06	61,054,188.06	0.00	3,029.75	0.00	0.00	783,538.43	0.00
MB02 - MBIA GENERAL Total					0.0444	61,054,188.06	61,054,188.06	0.00	3,029.75	0.00	0.00	783,538.43	0.00
MB03 - MBIA ROAD & BRIDGE													
State Pool													
MB03-MBIA Road & Bridge	AR-0016	State Pool	11/01/08	Open	0.0443	6,577,561.33	6,577,561.33	0.00	239.22	0.00	0.00	118,300.48	0.00
State Pool Total					0.0443	6,577,561.33	6,577,561.33	0.00	239.22	0.00	0.00	118,300.48	0.00
MB03 - MBIA ROAD & BRIDGE Total					0.0443	6,577,561.33	6,577,561.33	0.00	239.22	0.00	0.00	118,300.48	0.00
MB04 - MBIA DRAINAGE													
State Pool													
MB04-MBIA Drainage	AR-0017	State Pool	11/01/08	Open	0.0443	13,292,707.57	13,292,707.57	0.00	483.45	0.00	0.00	147,999.97	2,620.73
State Pool Total					0.0443	13,292,707.57	13,292,707.57	0.00	483.45	0.00	0.00	147,999.97	2,620.73
MB04 - MBIA DRAINAGE Total					0.0443	13,292,707.57	13,292,707.57	0.00	483.45	0.00	0.00	147,999.97	2,620.73
MB06 - MBIA TOLL RD OPERATIONS													
State Pool													
MB06-MBIA Toll Rd. Operations	AR-0019	State Pool	11/01/08	Open	0.0442	62,997,396.54	62,997,396.54	0.00	2,291.11	0.00	0.00	684,562.98	38,363.64
State Pool Total					0.0442	62,997,396.54	62,997,396.54	0.00	2,291.11	0.00	0.00	684,562.98	38,363.64
MB06 - MBIA TOLL RD OPERATIONS Total					0.0442	62,997,396.54	62,997,396.54	0.00	2,291.11	0.00	0.00	684,562.98	38,363.64
MB18 - MBIA COUNTYS CARES ACT													
State Pool													
MB18-MBIA COUNTY'S CARES ACT	AR-0048	State Pool	05/12/20	Open	0.0442	75,008,524.46	75,008,524.46	0.00	2,727.93	0.00	0.00	110,443.92	0.00
State Pool Total					0.0442	75,008,524.46	75,008,524.46	0.00	2,727.93	0.00	0.00	110,443.92	0.00
MB18 - MBIA COUNTYS CARES ACT Total					0.0442	75,008,524.46	75,008,524.46	0.00	2,727.93	0.00	0.00	110,443.92	0.00
MB19 - MBIA FBC ASSIST DIST #2													
State Pool													
MB19-MBIA FBC ASSIST. DIST. #2	AR-0049	State Pool	05/13/20	Open	0.0443	4,506,895.02	4,506,895.02	0.00	163.91	0.00	0.00	6,895.02	0.00
State Pool Total					0.0443	4,506,895.02	4,506,895.02	0.00	163.91	0.00	0.00	6,895.02	0.00
MB19 - MBIA FBC ASSIST DIST #2 Total					0.0443	4,506,895.02	4,506,895.02	0.00	163.91	0.00	0.00	6,895.02	0.00
MB20 - MBIA FBC ASSIST DIST #4													
State Pool													
MB20- MBIA FBC ASSIST. DIST. #4	AR-0050	State Pool	05/13/20	Open	0.0443	1,253,369.85	1,253,369.85	0.00	45.60	0.00	0.00	3,369.85	0.00
State Pool Total					0.0443	1,253,369.85	1,253,369.85	0.00	45.60	0.00	0.00	3,369.85	0.00
MB20 - MBIA FBC ASSIST DIST #4 Total					0.0443	1,253,369.85	1,253,369.85	0.00	45.60	0.00	0.00	3,369.85	0.00
MB21 - MBIA ASSIST DIST #6													
State Pool													

Interest Accrual
Ft. Bend County
Effective Interest - Actual Life
Receipts in Period
09/01/21 - 09/30/21

CUSIP	Invest Number	Security Description	Purchase Date	Sale Date	Yield Earned	Ending Par Val/Shares	Ending Amor Val/Cost	Purchased Interest	Int/Div Rec In the Perd	Int/Div Accrued In the Perd	PTD Purch Received	Int/Div Rec Purch/Date	Int/Div Accrued Purch/Date
MB21-MBIA FBC ASSIST. DIST. #6	AR-0051	State Pool	05/13/20	Open	0.0442	2,005,391.71	2,005,391.71	0.00	72.91	0.00	0.00	5,391.71	0.00
State Pool Total					0.0442	2,005,391.71	2,005,391.71	0.00	72.91	0.00	0.00	5,391.71	0.00
MB21 - MBIA ASSIST DIST #6 Total					0.0442	2,005,391.71	2,005,391.71	0.00	72.91	0.00	0.00	5,391.71	0.00
MB23 - MBIA JUVENILE													
State Pool													
MB23-MBIA JUVENILE	AR-0053	State Pool	05/13/20	Open	0.0442	4,516,185.23	4,516,185.23	0.00	164.24	0.00	0.00	16,185.23	0.00
State Pool Total					0.0442	4,516,185.23	4,516,185.23	0.00	164.24	0.00	0.00	16,185.23	0.00
MB23 - MBIA JUVENILE Total					0.0442	4,516,185.23	4,516,185.23	0.00	164.24	0.00	0.00	16,185.23	0.00
MB24 - MBIA DEBT SERVICE													
State Pool													
MB24-MBIA DEBT SERVICE	AR-0054	State Pool	05/13/20	Open	0.0442	6,010,481.02	6,010,481.02	0.00	218.57	0.00	0.00	42,203.78	0.00
State Pool Total					0.0442	6,010,481.02	6,010,481.02	0.00	218.57	0.00	0.00	42,203.78	0.00
MB24 - MBIA DEBT SERVICE Total					0.0442	6,010,481.02	6,010,481.02	0.00	218.57	0.00	0.00	42,203.78	0.00
MB25 - MBIA DRAINAGE DEBT SERVICE													
State Pool													
MB25-MBIA DRAINAGE DEBT SERVICE	AR-0055	State Pool	05/13/20	Open	0.0443	2,502,866.38	2,502,866.38	0.00	91.04	0.00	0.00	2,866.38	0.00
State Pool Total					0.0443	2,502,866.38	2,502,866.38	0.00	91.04	0.00	0.00	2,866.38	0.00
MB25 - MBIA DRAINAGE DEBT SERVICE Total					0.0443	2,502,866.38	2,502,866.38	0.00	91.04	0.00	0.00	2,866.38	0.00
MB26 - MBIA FACILITIES BOND 2018													
State Pool													
MB26-FACILITIES BOND 2018	AR-0056	State Pool	05/13/20	Open	0.0442	10,036,461.07	10,036,461.07	0.00	365.00	0.00	0.00	36,461.07	0.00
State Pool Total					0.0442	10,036,461.07	10,036,461.07	0.00	365.00	0.00	0.00	36,461.07	0.00
MB26 - MBIA FACILITIES BOND 2018 Total					0.0442	10,036,461.07	10,036,461.07	0.00	365.00	0.00	0.00	36,461.07	0.00
MB27 - MBIA TX HERITAGE PARKWAY 2020													
State Pool													
MB27-MBIA TX HERITAGE PARKWAY	AR-0057	State Pool	05/13/20	Open	0.0445	5,008,691.55	5,008,691.55	0.00	317.04	0.00	0.00	39,070.90	0.00
State Pool Total					0.0445	5,008,691.55	5,008,691.55	0.00	317.04	0.00	0.00	39,070.90	0.00
MB27 - MBIA TX HERITAGE PARKWAY 2020 Total					0.0445	5,008,691.55	5,008,691.55	0.00	317.04	0.00	0.00	39,070.90	0.00
MB28 - MBIA Grand Parkway 2021													
State Pool													
MB28-MBIA GRAND PARKWAY 2021	AR-0059	State Pool	08/02/21	Open	0.0442	32,002,195.66	32,002,195.66	0.00	1,163.87	0.00	0.00	2,195.66	0.00
State Pool Total					0.0442	32,002,195.66	32,002,195.66	0.00	1,163.87	0.00	0.00	2,195.66	0.00
MB28 - MBIA Grand Parkway 2021 Total					0.0442	32,002,195.66	32,002,195.66	0.00	1,163.87	0.00	0.00	2,195.66	0.00
MB29 - MBIA Sr Lien 2021													
State Pool													
MB29-MBIA SR LIEN TOLL RD 2021	AR-0060	State Pool	08/02/21	Open	0.0442	71,005,388.66	71,005,388.66	0.00	2,582.33	0.00	0.00	5,388.66	0.00
State Pool Total					0.0442	71,005,388.66	71,005,388.66	0.00	2,582.33	0.00	0.00	5,388.66	0.00
MB29 - MBIA Sr Lien 2021 Total					0.0442	71,005,388.66	71,005,388.66	0.00	2,582.33	0.00	0.00	5,388.66	0.00
MB30 - MBIA Flood Proj Drainage 20													
State Pool													
MB30-MBIA FLOOD PRO DRAINAGE 20	AR-0061	State Pool	08/02/21	Open	0.0442	10,000,776.38	10,000,776.38	0.00	363.69	0.00	0.00	776.38	0.00
State Pool Total					0.0442	10,000,776.38	10,000,776.38	0.00	363.69	0.00	0.00	776.38	0.00
MB30 - MBIA Flood Proj Drainage 20 Total					0.0442	10,000,776.38	10,000,776.38	0.00	363.69	0.00	0.00	776.38	0.00
TT00 - TEXAS TERM GENERAL													
State Pool													
TT00-TX TERM General	AR-0022	State Pool	11/01/08	Open	0.0227	1,071.86	1,071.86	0.00	0.02	0.00	0.00	21,456.63	0.00

Interest Accrual

Ft. Bend County

Effective Interest - Actual Life
Receipts in Period
09/01/21 - 09/30/21

CUSIP	Invest Number	Security Description	Purchase Date	Sale Date	Yield Earned	Ending Par Val/Shares	Ending Amor Val/Cost	Purchased Interest	Int/Div Rec In the Perd	Int/Div Accrued In the Perd	PTD Purch Received	Int/Div Rec Purch/Date	Int/Div Accrued Purch/Date
State Pool Total					<u>0.0227</u>	<u>1,071.86</u>	<u>1,071.86</u>	<u>0.00</u>	<u>0.02</u>	<u>0.00</u>	<u>0.00</u>	<u>21,456.63</u>	<u>0.00</u>
TT00 - TEXAS TERM GENERAL Total					<u>0.0227</u>	<u>1,071.86</u>	<u>1,071.86</u>	<u>0.00</u>	<u>0.02</u>	<u>0.00</u>	<u>0.00</u>	<u>21,456.63</u>	<u>0.00</u>
TT02 - TEXAS TERM TOLL OPERATIONS													
State Pool													
TT02-TX TERM Toll Rd. Operation	AR-0024	State Pool	11/01/08	Open	<u>0.0227</u>	<u>1,070.64</u>	<u>1,070.64</u>	<u>0.00</u>	<u>0.02</u>	<u>0.00</u>	<u>0.00</u>	<u>18,000.54</u>	<u>0.00</u>
State Pool Total					<u>0.0227</u>	<u>1,070.64</u>	<u>1,070.64</u>	<u>0.00</u>	<u>0.02</u>	<u>0.00</u>	<u>0.00</u>	<u>18,000.54</u>	<u>0.00</u>
TT02 - TEXAS TERM TOLL OPERATIONS Total					<u>0.0227</u>	<u>1,070.64</u>	<u>1,070.64</u>	<u>0.00</u>	<u>0.02</u>	<u>0.00</u>	<u>0.00</u>	<u>18,000.54</u>	<u>0.00</u>
TT04 - TEXAS TERM ROAD & BRIDGE													
State Pool													
TT04-TX TERM Road & Bridge	AR-0026	State Pool	11/01/08	Open	<u>0.0228</u>	<u>1,068.69</u>	<u>1,068.69</u>	<u>0.00</u>	<u>0.02</u>	<u>0.00</u>	<u>0.00</u>	<u>8,275.97</u>	<u>0.00</u>
State Pool Total					<u>0.0228</u>	<u>1,068.69</u>	<u>1,068.69</u>	<u>0.00</u>	<u>0.02</u>	<u>0.00</u>	<u>0.00</u>	<u>8,275.97</u>	<u>0.00</u>
TT04 - TEXAS TERM ROAD & BRIDGE Total					<u>0.0228</u>	<u>1,068.69</u>	<u>1,068.69</u>	<u>0.00</u>	<u>0.02</u>	<u>0.00</u>	<u>0.00</u>	<u>8,275.97</u>	<u>0.00</u>
TT05 - TEXAS TERM DRAINAGE													
State Pool													
TT05-TX TERM Drainage	AR-0027	State Pool	11/01/08	Open	<u>0.0343</u>	<u>354.54</u>	<u>354.54</u>	<u>0.00</u>	<u>0.01</u>	<u>0.00</u>	<u>0.00</u>	<u>5,033.81</u>	<u>0.00</u>
State Pool Total					<u>0.0343</u>	<u>354.54</u>	<u>354.54</u>	<u>0.00</u>	<u>0.01</u>	<u>0.00</u>	<u>0.00</u>	<u>5,033.81</u>	<u>0.00</u>
TT05 - TEXAS TERM DRAINAGE Total					<u>0.0343</u>	<u>354.54</u>	<u>354.54</u>	<u>0.00</u>	<u>0.01</u>	<u>0.00</u>	<u>0.00</u>	<u>5,033.81</u>	<u>0.00</u>

Premium/Discount Amortization
Ft. Bend County
Effective Interest - Actual Life
Receipts in Period
09/01/21 - 09/30/21

CUSIP	Invest Number	Security Description	Purchase Date	Amortiz Date	Yield Earned	Beginning Par Val/Shares	Beginning Unamor Val/Cost	Premium Discount	Ending Par Val/Shares	Ending Amor Val/Cost	Unamor Prem/Dscnt	Amortization In the Perd	Amortization Purch/Date
Money Market													
	AR-0058	Money Market	01/31/21	Open	0.1115	166,580,187.63	166,580,187.63	0.00	141,804,048.68	141,804,048.68	0.00	0.00	0.00
Money Market Total					0.1115	166,580,187.63	166,580,187.63	0.00	141,804,048.68	141,804,048.68	0.00	0.00	0.00
State Pool													
MB02-MBIA General	AR-0015	State Pool	11/01/08	Open	0.0444	91,051,158.31	91,051,158.31	0.00	61,054,188.06	61,054,188.06	0.00	0.00	0.00
MB03-MBIA Road & Bridge	AR-0016	State Pool	11/01/08	Open	0.0443	6,577,322.11	6,577,322.11	0.00	6,577,561.33	6,577,561.33	0.00	0.00	0.00
MB04-MBIA Drainage	AR-0017	State Pool	11/01/08	Open	0.0443	13,292,224.12	13,292,224.12	0.00	13,292,707.57	13,292,707.57	0.00	0.00	0.00
MB06-MBIA Toll Rd. Operations	AR-0019	State Pool	11/01/08	Open	0.0442	58,995,105.43	58,995,105.43	0.00	62,997,396.54	62,997,396.54	0.00	0.00	0.00
TT00-TX TERM General	AR-0022	State Pool	11/01/08	Open	0.0227	1,071.84	1,071.84	0.00	1,071.86	1,071.86	0.00	0.00	0.00
TT02-TX TERM Toll Rd. Operation	AR-0024	State Pool	11/01/08	Open	0.0227	1,070.62	1,070.62	0.00	1,070.64	1,070.64	0.00	0.00	0.00
TT04-TX TERM Road & Bridge	AR-0026	State Pool	11/01/08	Open	0.0228	1,068.67	1,068.67	0.00	1,068.69	1,068.69	0.00	0.00	0.00
TT05-TX TERM Drainage	AR-0027	State Pool	11/01/08	Open	0.0343	354.53	354.53	0.00	354.54	354.54	0.00	0.00	0.00
LOG1-Logic- General	AR-0028	State Pool	11/10/08	Open	0.0364	743,071.55	743,071.55	0.00	743,093.79	743,093.79	0.00	0.00	0.00
LOG2-Logic-Toll Rd.Operations	AR-0029	State Pool	11/10/08	Open	0.0364	35,127,416.33	35,127,416.33	0.00	35,128,468.10	35,128,468.10	0.00	0.00	0.00
LOG5-Logic-Drainage	AR-0032	State Pool	11/10/08	Open	0.0365	522,353.74	522,353.74	0.00	522,369.40	522,369.40	0.00	0.00	0.00
LOG8-Logic-Road & Bridge	AR-0035	State Pool	11/10/08	Open	0.0364	2,523,756.54	2,523,756.54	0.00	2,523,832.08	2,523,832.08	0.00	0.00	0.00
MB12-MBIA ESD 100 AGREEMENT	AR-0041	State Pool	08/31/16	Open	0.0442	3,990,686.38	3,990,686.38	0.00	3,990,831.51	3,990,831.51	0.00	0.00	0.00
MB13-MBIA ASSISTANCE DIST #1	AR-0042	State Pool	08/31/16	Open	0.0442	2,000,082.54	2,000,082.54	0.00	4,000,228.02	4,000,228.02	0.00	0.00	0.00
MB14-MBIA GR PARKWAY OPERATIONS	AR-0043	State Pool	08/31/16	Open	0.0442	34,912,298.44	34,912,298.44	0.00	39,913,750.04	39,913,750.04	0.00	0.00	0.00
MB17 - SR LIEN BOND 2016	AR-0046	State Pool	12/09/16	Open	0.0442	4,020,139.51	4,020,139.51	0.00	4,020,285.71	4,020,285.71	0.00	0.00	0.00
LO10-LOGIC-COUNTY'S CARE ACT	AR-0047	State Pool	05/12/20	Open	0.0364	992.67	992.67	0.00	15,001,441.83	15,001,441.83	0.00	0.00	0.00
MB18-MBIA COUNTY'S CARES ACT	AR-0048	State Pool	05/12/20	Open	0.0442	75,005,796.53	75,005,796.53	0.00	75,008,524.46	75,008,524.46	0.00	0.00	0.00
MB19-MBIA FBC ASSIST. DIST. #2	AR-0049	State Pool	05/13/20	Open	0.0443	4,506,731.11	4,506,731.11	0.00	4,506,895.02	4,506,895.02	0.00	0.00	0.00
MB20- MBIA FBC ASSIST. DIST. #4	AR-0050	State Pool	05/13/20	Open	0.0443	1,253,324.25	1,253,324.25	0.00	1,253,369.85	1,253,369.85	0.00	0.00	0.00
MB21-MBIA FBC ASSIST. DIST. #6	AR-0051	State Pool	05/13/20	Open	0.0442	2,005,318.80	2,005,318.80	0.00	2,005,391.71	2,005,391.71	0.00	0.00	0.00
MB23-MBIA JUVENILE	AR-0053	State Pool	05/13/20	Open	0.0442	4,516,020.99	4,516,020.99	0.00	4,516,185.23	4,516,185.23	0.00	0.00	0.00
MB24-MBIA DEBT SERVICE	AR-0054	State Pool	05/13/20	Open	0.0442	6,010,262.45	6,010,262.45	0.00	6,010,481.02	6,010,481.02	0.00	0.00	0.00
MB25-MBIA DRAINAGE DEBT SERVICE	AR-0055	State Pool	05/13/20	Open	0.0443	2,502,775.34	2,502,775.34	0.00	2,502,866.38	2,502,866.38	0.00	0.00	0.00
MB26-FACILITIES BOND 2018	AR-0056	State Pool	05/13/20	Open	0.0442	10,036,096.07	10,036,096.07	0.00	10,036,461.07	10,036,461.07	0.00	0.00	0.00
MB27-MBIA TX HERITAGE PARKWAY	AR-0057	State Pool	05/13/20	Open	0.0445	10,008,374.51	10,008,374.51	0.00	5,008,691.55	5,008,691.55	0.00	0.00	0.00
MB28-MBIA GRAND PARKWAY 2021	AR-0059	State Pool	08/02/21	Open	0.0442	25,001,031.79	25,001,031.79	0.00	32,002,195.66	32,002,195.66	0.00	0.00	0.00
MB29-MBIA SR LIEN TOLL RD 2021	AR-0060	State Pool	08/02/21	Open	0.0442	68,002,806.33	68,002,806.33	0.00	71,005,388.66	71,005,388.66	0.00	0.00	0.00
MB30-MBIA FLOOD PRO DRAINAGE 20	AR-0061	State Pool	08/02/21	Open	0.0442	10,000,412.69	10,000,412.69	0.00	10,000,776.38	10,000,776.38	0.00	0.00	0.00
State Pool Total					0.0434	472,609,124.19	472,609,124.19	0.00	473,626,946.70	473,626,946.70	0.00	0.00	0.00
Investment Total					0.0604	639,189,311.82	639,189,311.82	0.00	615,430,995.38	615,430,995.38	0.00	0.00	0.00

Open Investments

Ft. Bend County

Effective Interest - Actual Life
Receipts in Period
09/30/21

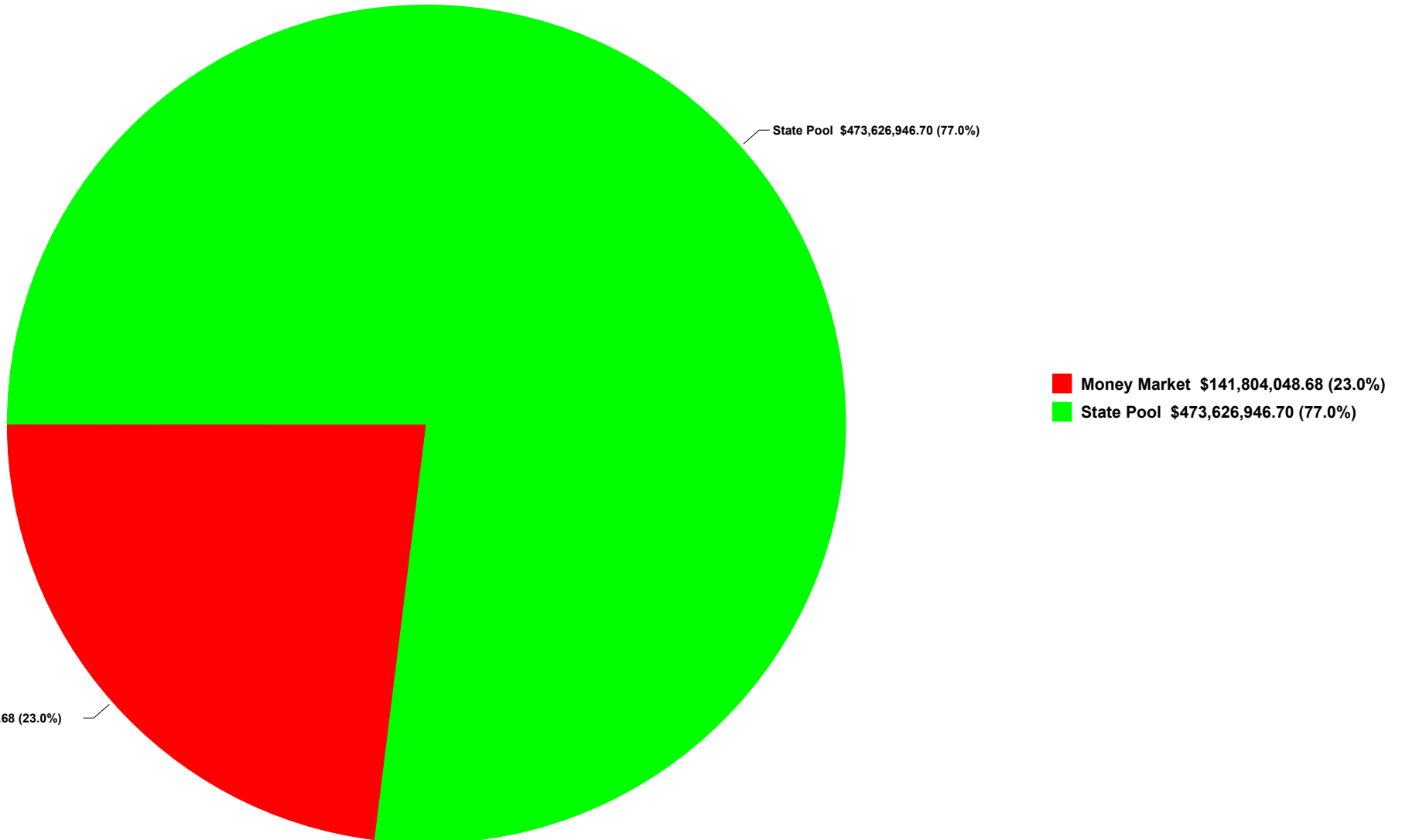
CUSIP	Invest Number	Security Description	Invest Class	Purchase Date	Call Date	Purchase Institut	SafeKeep Institut	Issuing Institut	Yield Matur	Yield Call	Original Unit Cost	Original Par Val/Shares	Original Princ/Cost	Orig Prem Discount	Ending Unit Price	Ending Par Val/Shares	Ending Amor Val/Cost	Ending Prem/Dscnt
Money Market																		
Cadence-Money Market Accts																		
	AR-0058	Money Market		01/31/21	Open	101	None	101	0.1500	0.1500	1.000000	210,194,488.52	210,194,488.52	0.00	1.000000	141,804,048.68	141,804,048.68	0.00
Money Market Total																		
									<u>0.1500</u>	<u>0.1500</u>	<u>1.000000</u>	<u>210,194,488.52</u>	<u>210,194,488.52</u>	<u>0.00</u>	<u>1.000000</u>	<u>141,804,048.68</u>	<u>141,804,048.68</u>	<u>0.00</u>
State Pool																		
MB02-MBIA General																		
	AR-0015	State Pool		11/01/08	Open	2000	None	2000	0.0443	0.0443	1.000000	17,374,917.83	17,374,917.83	0.00	1.000000	61,054,188.06	61,054,188.06	0.00
MB03-MBIA Road & Bridge																		
	AR-0016	State Pool		11/01/08	Open	2000	None	2000	0.0443	0.0443	1.000000	2,856,438.24	2,856,438.24	0.00	1.000000	6,577,561.33	6,577,561.33	0.00
MB04-MBIA Drainage																		
	AR-0017	State Pool		11/01/08	Open	2000	None	2000	0.0443	0.0443	1.000000	1,267,218.21	1,267,218.21	0.00	1.000000	13,292,707.57	13,292,707.57	0.00
MB06-MBIA Toll Rd. Operations																		
	AR-0019	State Pool		11/01/08	Open	2000	None	2000	0.0443	0.0443	1.000000	3,143,377.27	3,143,377.27	0.00	1.000000	62,997,396.54	62,997,396.54	0.00
TT00-TX TERM General																		
	AR-0022	State Pool		11/01/08	Open	2005	None	2005	0.0200	0.0200	1.000000	10,006,437.87	10,006,437.87	0.00	1.000000	1,071.86	1,071.86	0.00
TT02-TX TERM Toll Rd. Operation																		
	AR-0024	State Pool		11/01/08	Open	2005	None	2005	0.0200	0.0200	0.000000	0.00	0.00	0.00	1.000000	1,070.64	1,070.64	0.00
TT04-TX TERM Road & Bridge																		
	AR-0026	State Pool		11/01/08	Open	2005	None	2005	0.0200	0.0200	1.000000	10,463.28	10,463.28	0.00	1.000000	1,068.69	1,068.69	0.00
TT05-TX TERM Drainage																		
	AR-0027	State Pool		11/01/08	Open	2005	None	2005	0.0200	0.0200	1.000000	109,774.61	109,774.61	0.00	1.000000	354.54	354.54	0.00
LOG1-Logic- General																		
	AR-0028	State Pool		11/10/08	Open	200	None	200	0.0364	0.0364	1.000000	10,000,000.00	10,000,000.00	0.00	1.000000	743,093.79	743,093.79	0.00
LOG2-Logic-Toll Rd.Operations																		
	AR-0029	State Pool		11/10/08	Open	200	None	200	0.0364	0.0364	1.000000	2,000,000.00	2,000,000.00	0.00	1.000000	35,128,468.10	35,128,468.10	0.00
LOG5-Logic-Drainage																		
	AR-0032	State Pool		11/10/08	Open	200	None	200	0.0364	0.0364	1.000000	500,000.00	500,000.00	0.00	1.000000	522,369.40	522,369.40	0.00
LOG8-Logic-Road & Bridge																		
	AR-0035	State Pool		11/10/08	Open	200	None	200	0.0364	0.0364	1.000000	1,000,000.00	1,000,000.00	0.00	1.000000	2,523,832.08	2,523,832.08	0.00
MB12-MBIA ESD 100 AGREEMENT																		
	AR-0041	State Pool		08/31/16	Open	2000	None	2000	0.0443	0.0443	1.000000	3,900,000.00	3,900,000.00	0.00	1.000000	3,990,831.51	3,990,831.51	0.00
MB13-MBIA ASSISTANCE DIST #1																		
	AR-0042	State Pool		08/31/16	Open	2000	None	2000	0.0443	0.0443	1.000000	10,000,000.00	10,000,000.00	0.00	1.000000	4,000,228.02	4,000,228.02	0.00
MB14-MBIA GR PARKWAY OPERATIONS																		
	AR-0043	State Pool		08/31/16	Open	2000	None	2000	0.0443	0.0443	1.000000	8,500,000.00	8,500,000.00	0.00	1.000000	39,913,750.04	39,913,750.04	0.00
MB17 - SR LIEN BOND 2016																		
	AR-0046	State Pool		12/09/16	Open	2000	None	2000	0.0443	0.0443	1.000000	35,000,000.00	35,000,000.00	0.00	1.000000	4,020,285.71	4,020,285.71	0.00
LO10-LOGIC-COUNTY'S CARE ACT																		
	AR-0047	State Pool		05/12/20	Open	200	None	200	0.0364	0.0364	1.000000	67,000,000.00	67,000,000.00	0.00	1.000000	15,001,441.83	15,001,441.83	0.00
MB18-MBIA COUNTY'S CARES ACT																		
	AR-0048	State Pool		05/12/20	Open	2000	None	2000	0.0443	0.0443	1.000000	67,000,000.00	67,000,000.00	0.00	1.000000	75,008,524.46	75,008,524.46	0.00
MB19-MBIA FBC ASSIST. DIST. #2																		
	AR-0049	State Pool		05/13/20	Open	2000	None	2000	0.0443	0.0443	1.000000	2,500,000.00	2,500,000.00	0.00	1.000000	4,506,895.02	4,506,895.02	0.00
MB20- MBIA FBC ASSIST. DIST. #4																		
	AR-0050	State Pool		05/13/20	Open	2000	None	2000	0.0443	0.0443	1.000000	1,250,000.00	1,250,000.00	0.00	1.000000	1,253,369.85	1,253,369.85	0.00
MB21-MBIA FBC ASSIST. DIST. #6																		
	AR-0051	State Pool		05/13/20	Open	2000	None	2000	0.0443	0.0443	1.000000	2,000,000.00	2,000,000.00	0.00	1.000000	2,005,391.71	2,005,391.71	0.00
MB23-MBIA JUVENILE																		
	AR-0053	State Pool		05/13/20	Open	2000	None	2000	0.0443	0.0443	1.000000	8,000,000.00	8,000,000.00	0.00	1.000000	4,516,185.23	4,516,185.23	0.00
MB24-MBIA DEBT SERVICE																		
	AR-0054	State Pool		05/13/20	Open	2000	None	2000	0.0443	0.0443	1.000000	21,000,000.00	21,000,000.00	0.00	1.000000	6,010,481.02	6,010,481.02	0.00
MB25-MBIA DRAINAGE DEBT SERVICE																		
	AR-0055	State Pool		05/13/20	Open	2000	None	2000	0.0443	0.0443	1.000000	1,000,000.00	1,000,000.00	0.00	1.000000	2,502,866.38	2,502,866.38	0.00
MB26-FACILITIES BOND 2018																		
	AR-0056	State Pool		05/13/20	Open	2000	None	2000	0.0443	0.0443	1.000000	14,000,000.00	14,000,000.00	0.00	1.000000	10,036,461.07	10,036,461.07	0.00
MB27-MBIA TX HERITAGE PARKWAY																		
	AR-0057	State Pool		05/13/20	Open	2000	None	2000	0.0443	0.0443	1.000000	17,000,000.00	17,000,000.00	0.00	1.000000	5,008,691.55	5,008,691.55	0.00
MB28-MBIA GRAND PARKWAY 2021																		
	AR-0059	State Pool		08/02/21	Open	2000	None	2000	0.0443	0.0443	1.000000	25,000,000.00	25,000,000.00	0.00	1.000000	32,002,195.66	32,002,195.66	0.00
MB29-MBIA SR LIEN TOLL RD 2021																		
	AR-0060	State Pool		08/02/21	Open	2000	None	2000	0.0443	0.0443	1.000000	68,000,000.00	68,000,000.00	0.00	1.000000	71,005,388.66	71,005,388.66	0.00
MB30-MBIA FLOOD PRO DRAINAGE 20																		
	AR-0061	State Pool		08/02/21	Open	2000	None	2000	0.0443	0.0443	1.000000	10,000,000.00	10,000,000.00	0.00	1.000000	10,000,776.38	10,000,776.38	0.00
State Pool Total																		
									<u>0.0434</u>	<u>0.0434</u>	<u>1.000000</u>	<u>409,418,627.31</u>	<u>409,418,627.31</u>	<u>0.00</u>	<u>1.000000</u>	<u>473,626,946.70</u>	<u>473,626,946.70</u>	<u>0.00</u>
Investment Total																		
									<u>0.0680</u>	<u>0.0680</u>	<u>1.000000</u>	<u>619,613,115.83</u>	<u>619,613,115.83</u>	<u>0.00</u>	<u>1.000000</u>	<u>615,430,995.38</u>	<u>615,430,995.38</u>	<u>0.00</u>

Open Investments

Ft. Bend County

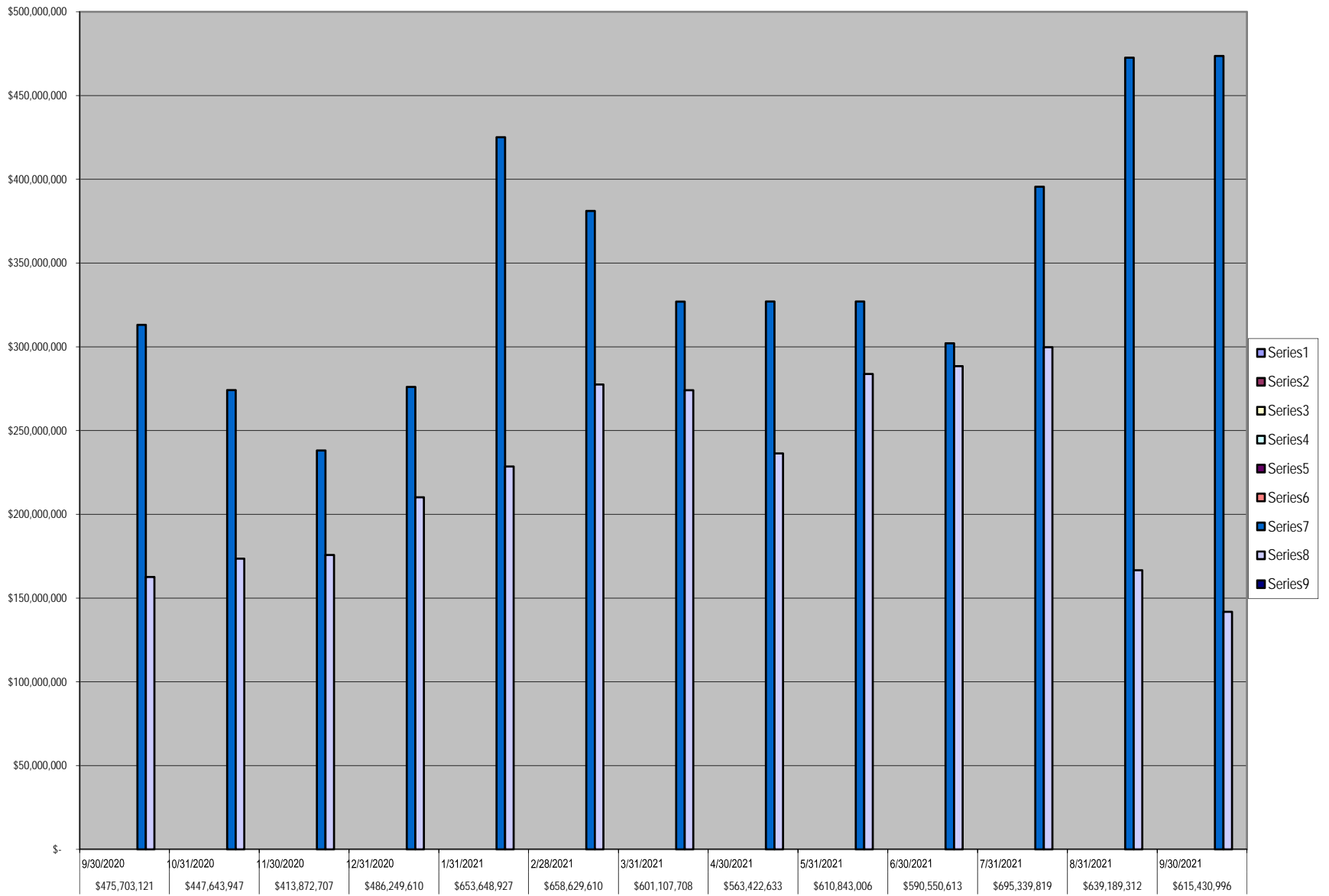
Effective Interest - Actual Life
Receipts in Period
09/30/21

Showing Ending Par Val/Shares: \$615,430,995.38



FBC INVESTMENT TRAILING 12 MONTHS

Open		FARMERS													
Investments		MAC DN	FFCB	FHLB	FHLMC	FNMA	FNMA	DISCOUNT	NOTE	State Pool	Prosperity	Prosperity -			
\$ 475,703,121	9/30/2020	\$ -	\$ -	\$ -	\$ -	\$ -	\$ -	\$ -	\$ -	\$ 313,084,724	\$ 162,618,397	\$ -			
\$ 447,643,947	10/31/2020	\$ -	\$ -	\$ -	\$ -	\$ -	\$ -	\$ -	\$ -	\$ 274,128,242	\$ 173,515,705	\$ -			
\$ 413,872,707	11/30/2020	\$ -	\$ -	\$ -	\$ -	\$ -	\$ -	\$ -	\$ -	\$ 238,129,414	\$ 175,743,293	\$ -			
\$ 486,249,610	12/31/2020	\$ -	\$ -	\$ -	\$ -	\$ -	\$ -	\$ -	\$ -	\$ 276,055,122	\$ 210,194,488	\$ -			
\$ 653,648,927	1/31/2021	\$ -	\$ -	\$ -	\$ -	\$ -	\$ -	\$ -	\$ -	\$ 425,089,250	\$ 228,559,677	\$ -			
\$ 658,629,610	2/28/2021	\$ -	\$ -	\$ -	\$ -	\$ -	\$ -	\$ -	\$ -	\$ 381,123,831	\$ 277,505,779	\$ -			
\$ 601,107,708	3/31/2021	\$ -	\$ -	\$ -	\$ -	\$ -	\$ -	\$ -	\$ -	\$ 327,009,281	\$ 274,098,427	\$ -			
\$ 563,422,633	4/30/2021	\$ -	\$ -	\$ -	\$ -	\$ -	\$ -	\$ -	\$ -	\$ 327,031,885	\$ 236,390,748	\$ -			
\$ 610,843,006	5/31/2021	\$ -	\$ -	\$ -	\$ -	\$ -	\$ -	\$ -	\$ -	\$ 327,053,566	\$ 283,789,440	\$ -			
\$ 590,550,613	6/30/2021	\$ -	\$ -	\$ -	\$ -	\$ -	\$ -	\$ -	\$ -	\$ 302,069,061	\$ 288,481,552	\$ -			
\$ 695,339,819	7/31/2021	\$ -	\$ -	\$ -	\$ -	\$ -	\$ -	\$ -	\$ -	\$ 395,587,723	\$ 299,752,096	\$ -			
\$ 639,189,312	8/31/2021	\$ -	\$ -	\$ -	\$ -	\$ -	\$ -	\$ -	\$ -	\$ 472,609,124	\$ 166,580,188	\$ -			
\$ 615,430,996	9/30/2021	\$ -	\$ -	\$ -	\$ -	\$ -	\$ -	\$ -	\$ -	\$ 473,626,947	\$ 141,804,049	\$ -			





11/02/2021

To Whom It May Concern,

In accordance with Cadence Bank's Depository Bid, the interest rate for the month of September 2021 is a fixed rate of 0.15% for all Fort Bend County interest-bearing accounts.

Sincerely,

Amy Wills

Amy Wills
VP, Treasury Management Officer
Cadence Bank N.A.

Texas CLASS

Texas CLASS Average Monthly Yield: 0.0443%

Date	Dividend Rate	Daily Yield
09/01/2021	0.000001226	0.0447%
09/02/2021	0.000001269	0.0464%
09/03/2021	0.000004904	0.0447%
09/04/2021	0.000000000	0.0447%
09/05/2021	0.000000000	0.0447%
09/06/2021	0.000000000	0.0447%
09/07/2021	0.000001269	0.0464%
09/08/2021	0.000001279	0.0467%
09/09/2021	0.000001237	0.0452%
09/10/2021	0.000003771	0.0459%
09/11/2021	0.000000000	0.0459%
09/12/2021	0.000000000	0.0459%
09/13/2021	0.000001265	0.0462%
09/14/2021	0.000001264	0.0461%
09/15/2021	0.000001178	0.0430%
09/16/2021	0.000001205	0.0440%
09/17/2021	0.000003510	0.0427%
09/18/2021	0.000000000	0.0427%
09/19/2021	0.000000000	0.0427%
09/20/2021	0.000001210	0.0442%
09/21/2021	0.000001222	0.0446%
09/22/2021	0.000001168	0.0426%
09/23/2021	0.000001186	0.0433%
09/24/2021	0.000003468	0.0421%
09/25/2021	0.000000000	0.0422%
09/26/2021	0.000000000	0.0422%
09/27/2021	0.000001182	0.0432%
09/28/2021	0.000001163	0.0425%
09/29/2021	0.000001172	0.0428%
09/30/2021	0.000001221	0.0446%

Performance results are shown net of all fees and expenses and reflect the reinvestment of dividends and other earnings. Many factors affect performance including changes in market conditions and interest rates and in response to other economic, political, or financial developments. Investment involves risk including the possible loss of principal. No assurance can be given that the performance objectives of a given strategy will be achieved. **Past performance is no guarantee of future results. Any financial and/or investment decision may incur losses.**



September 30, 2021

Current Yield¹: 0.0151%

Historical Rates Monthly Distribution Yields²

	2011	2012	2013	2014	2015	2016	2017	2018	2019	2020	2021
January	0.1384%	0.0821%	0.1161%	0.0389%	0.0671%	0.3506%	0.5788%	1.3427%	2.3957%	1.6102%	0.0733%
February	0.1661%	0.1005%	0.0954%	0.0367%	0.0813%	0.3915%	0.5908%	1.3987%	2.3957%	1.5765%	0.0508%
March	0.1410%	0.0976%	0.1002%	0.0379%	0.0895%	0.4070%	0.6635%	1.4959%	2.4131%	1.2044%	0.0505%
April	0.0983%	0.0972%	0.0830%	0.0363%	0.0904%	0.4225%	0.7477%	1.6492%	2.4243%	0.8253%	0.0500%
May	0.0888%	0.1182%	0.0786%	0.0393%	0.0860%	0.4328%	0.7606%	1.7528%	2.4123%	0.4055%	0.0419%
June	0.0876%	0.1276%	0.0548%	0.0396%	0.0921%	0.4406%	0.8479%	1.8500%	2.4069%	0.2355%	0.0296%
July	0.0618%	0.1262%	0.0504%	0.0452%	0.0992%	0.4497%	0.9587%	1.9551%	2.3786%	0.2151%	0.0204%
August	0.0797%	0.1255%	0.0497%	0.0575%	0.1107%	0.4697%	0.9961%	1.9931%	2.2118%	0.1579%	0.0211%
September	0.0665%	0.1262%	0.0461%	0.0597%	0.1299%	0.4978%	1.0271%	2.0345%	2.1528%	0.1378%	0.0182%
October	0.0655%	0.1283%	0.0380%	0.0574%	0.1504%	0.4688%	1.0470%	2.1533%	1.9688%	0.1158%	
November	0.0814%	0.1254%	0.0375%	0.0572%	0.1470%	0.4482%	1.0914%	2.2135%	1.7388%	0.1034%	
December	0.1093%	0.1303%	0.0369%	0.0667%	0.2255%	0.4988%	1.2134%	2.3157%	1.6638%	0.0886%	

**Call toll-free
1-866-839-8376**

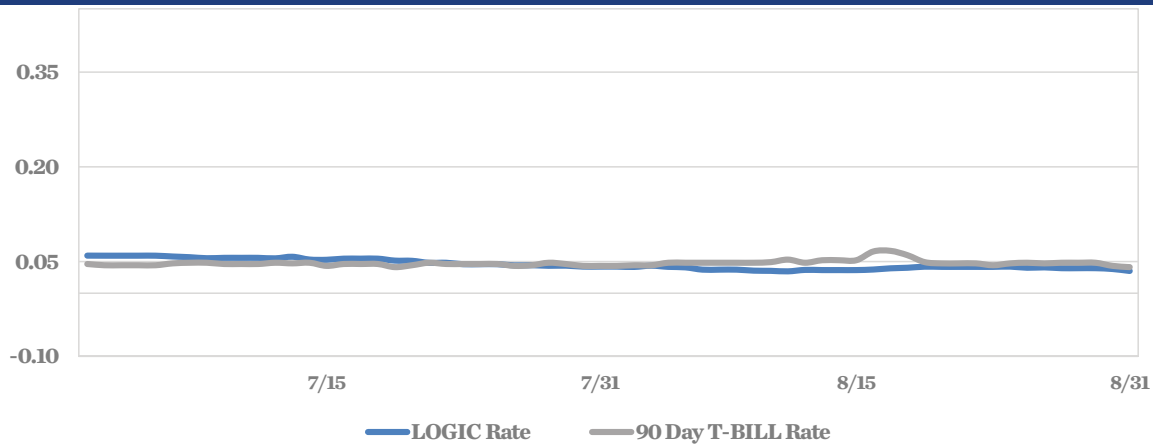
Past performance is not indicative of future results and yields may vary.

(1) The current yield, which is also known as the current annualized yield or current seven-day yield, represents the net change, exclusive of capital changes and income other than investment income, in the value of a hypothetical account with a balance of one share (normally \$1.00 per share) over a seven-day base period expressed as a percentage of the value of one share at the beginning of the seven-day period. This resulting net change in account value is then annualized by multiplying it by 365 and dividing the result by 7. The yields shown may reflect fee waivers by service providers that subsidize and reduce the total operating expenses of the TexasDAILY portfolio. Portfolio yields would be lower if there were no such waivers.

(2) The monthly distribution yield represents the sum of a month's one-day allocation factors divided by the number of days in that month, and multiplied by 365. The yields shown may reflect fee waivers by service providers that subsidize and reduce the total operating expenses of the TexasDAILY portfolio. Portfolio yields would be lower if there were no such waivers.

This information is for institutional investors, not for further distribution to retail investors, and does not represent an offer to sell or a solicitation of an offer to buy or sell any fund or other security. Investors should consider the Texas Range Investment Program's (the "Program's") investment objectives, risks, charges and expenses before investing. This and other information about the Program is available in the Program's Information Statement, which should be read carefully before investing. A copy of the Program's Information Statement may be obtained by calling 1-866-839-8376 or is available on the Program's website at www.texas-range.com. While TexasDAILY and TexasDAILY Select seek to maintain a stable net asset value of \$1.00 per share and TexasTERM seeks to achieve a net asset value of \$1.00 per share at its stated maturity, it is possible to lose money investing in the Program. An investment in the Program is not insured or guaranteed by the Federal Deposit Insurance Corporation or any other governmental agency. Shares of the Program are distributed by **PFM Fund Distributors, Inc.**, member Financial Industry Regulatory Authority (FINRA) (www.finra.org) and Securities Investor Protection Corporation (SIPC) (www.sipc.org). PFM Fund Distributors, Inc. is a wholly owned subsidiary of PFM Asset Management LLC.

LOGIC VERSUS 90-DAY TREASURY BILL



This material is for information purposes only. This information does not represent an offer to buy or sell a security. The above rate information is obtained from sources that are believed to be reliable; however, its accuracy or completeness may be subject to change. The LOGIC management fee may be waived in full or in part at the discretion of the LOGIC co-administrators and the LOGIC rate for the period shown reflects waiver of fees. This table represents historical investment performance/return to the customer, net of fees, and is not an indication of future performance. An investment in the security is not insured or guaranteed by the Federal Deposit Insurance Corporation or any other government agency. Although the issuer seeks to preserve the value of an investment of \$1.00 per share, it is possible to lose money by investing in the security. Information about these and other program details are in the fund's Information Statement which should be read carefully before investing. The yield on the 90-Day Treasury Bill ("T-Bill Yield") is shown for comparative purposes only. When comparing the investment returns of the LOGIC pool to the T-Bill Yield, you should know that the LOGIC pool consists of allocations of specific diversified securities as detailed in the respective Information Statements. The T-Bill Yield is taken from Bloomberg Finance L.P. and represents the daily closing yield on the then current 90-Day T-Bill. The LOGIC yield is calculated in accordance with regulations governing the registration of open-end management investment companies under the Investment Company Act of 1940 as promulgated from time to time by the federal Securities and Exchange Commission.

DAILY SUMMARY FOR SEPTEMBER 2021

DATE	MNY MKT FUND EQUIV. [SEC Std.]	DAILY ALLOCATION FACTOR	INVESTED BALANCE	MARKET VALUE PER SHARE	WAM DAYS (1)	WAL DAYS (2)
9/1/2021	0.0410%	0.000001122	\$7,859,952,927.69	1.000059	55	87
9/2/2021	0.0373%	0.000001022	\$7,930,508,444.84	1.000057	56	85
9/3/2021	0.0361%	0.000000990	\$7,936,126,130.08	1.000050	53	82
9/4/2021	0.0361%	0.000000990	\$7,936,126,130.08	1.000050	53	82
9/5/2021	0.0361%	0.000000990	\$7,936,126,130.08	1.000050	53	82
9/6/2021	0.0361%	0.000000990	\$7,936,126,130.08	1.000050	53	82
9/7/2021	0.0361%	0.000000988	\$7,945,240,330.00	1.000058	53	81
9/8/2021	0.0355%	0.000000972	\$7,938,190,500.50	1.000058	52	81
9/9/2021	0.0344%	0.000000942	\$7,935,565,145.91	1.000057	51	80
9/10/2021	0.0345%	0.000000945	\$7,891,366,358.15	1.000054	50	78
9/11/2021	0.0345%	0.000000945	\$7,891,366,358.15	1.000054	50	78
9/12/2021	0.0345%	0.000000945	\$7,891,366,358.15	1.000054	50	78
9/13/2021	0.0335%	0.000000917	\$7,924,739,490.59	1.000058	50	77
9/14/2021	0.0347%	0.000000951	\$7,930,834,510.24	1.000059	53	80
9/15/2021	0.0353%	0.000000968	\$7,870,413,894.42	1.000060	55	81
9/16/2021	0.0357%	0.000000978	\$7,957,997,077.32	1.000060	59	88
9/17/2021	0.0387%	0.000001061	\$7,960,887,797.33	1.000054	57	87
9/18/2021	0.0387%	0.000001061	\$7,960,887,797.33	1.000054	57	87
9/19/2021	0.0387%	0.000001061	\$7,960,887,797.33	1.000054	57	87
9/20/2021	0.0370%	0.000001013	\$7,930,679,559.89	1.000062	57	86
9/21/2021	0.0383%	0.000001050	\$7,857,239,365.38	1.000062	58	88
9/22/2021	0.0370%	0.000001014	\$7,890,273,886.75	1.000062	59	89
9/23/2021	0.0361%	0.000000988	\$7,872,822,458.80	1.000063	58	88
9/24/2021	0.0349%	0.000000957	\$8,033,772,323.69	1.000055	54	83
9/25/2021	0.0349%	0.000000957	\$8,033,772,323.69	1.000055	54	83
9/26/2021	0.0349%	0.000000957	\$8,033,772,323.69	1.000055	54	83
9/27/2021	0.0383%	0.000001048	\$8,003,249,024.78	1.000061	60	89
9/28/2021	0.0394%	0.000001080	\$7,845,023,219.71	1.000062	60	90
9/29/2021	0.0377%	0.000001032	\$7,808,190,740.59	1.000062	59	90
9/30/2021	0.0368%	0.000001007	\$7,714,285,206.63	1.000063	59	89
Average	0.0364%	0.000000998	\$7,920,592,991.40		55	84

Cadence Bank
Money Market Accounts
September 30, 2021

FUND	DESCRIPTION	BEGINNING BALANCE	DEPOSITS	WITH- DRAWALS	INTEREST	ENDING BALANCE
100	General Operating	28,718,231.95	58,971,850.41	42,975,921.02	3,488.87	44,717,650.21
150	Juvenile Operations	2,286,495.08	76,642.41	1,622,339.60	171.64	740,969.53
155	Road & Bridge	1,903,022.17	862,585.18	1,859,973.11	232.63	905,866.87
160	Drainage District	3,669,378.69	876,071.68	2,131,004.41	438.60	2,414,884.56
165	Lateral Road	1,255,896.01	-	-	154.84	1,256,050.85
170	Statue Restoration	4,619.30	-	-	0.57	4,619.87
175	City Water Assistance	2,805.87	346.26	-	0.35	3,152.48
185	Entex Contributions	4.71	-	-	-	4.71
190	H L & P Assistance	8,063.58	25,000.00	1,544.66	2.71	31,521.63
195	County Law Library	1,307,987.37	49,500.57	24,241.70	163.30	1,333,409.54
200	Law Enforcement Academy	570,229.66	66,000.00	11,553.85	71.88	624,747.69
205	Surface Water Supply Corp.	8,348.53	-	-	1.03	8,349.56
206	Industrial Development Corp	21,926.11	-	6,000.00	2.33	15,928.44
207	FBC Historical Commission	9,642.08	-	-	1.19	9,643.27
215	Library Donations	99,940.66	283.57	-	12.34	100,236.57
225	FBC Asset Forfeiture-Task-State	1,673,493.34	100,929.36	5,873.24	211.65	1,768,761.11
235	Probate Court Training	152,350.36	1,335.00	-	18.80	153,704.16
245	Alert Program-Juvenile	55,806.42	-	-	6.88	55,813.30
255	D A Asset Forfeiture-Fed.	55.53	-	-	0.01	55.54
265	Gus George Memorial	4,695.55	-	-	0.58	4,696.13
275	D A Special Fund Run	8,161.78	-	-	1.01	8,162.79
280	Co.Atty.Supplemental Salary	224,953.83	70,000.00	7,071.54	29.82	287,912.11
290	VIT Interest (Tax Coll)	111,006.21	350.97	16,746.49	11.76	94,622.45
300	FBC Elections	397,721.10	13,731.00	1,267.23	50.30	410,235.17
305	FBC Asset Forfeiture-Task-Fed.	28,501.87	-	-	3.51	28,505.38
310	Sheriff Ofc/Forfeiture-Assets-St.	748,832.60	1,014.13	3,139.85	92.29	746,799.17
315	Sheriff Ofc/Forfeiture-Assets-Fed.	112,066.27	-	4,638.67	13.28	107,440.88
320	Constable Pct. 2 F/A	24.08	-	-	-	24.08
322	Constable Pct 3 F/A	7,949.90	-	-	0.98	7,950.88
324	Constable Pct 1 F/A	0.76	-	-	-	0.76
332	Fire Marshal St. Ass't. Forfeiture	704.13	-	-	0.09	704.22
335	DA Asset Forfeiture-State	573,006.87	-	8,864.92	69.98	564,211.93
360	Law Enforcement Training	241,992.40	-	6,687.07	29.54	235,334.87
390	Child Protective Service IV-E	115,717.15	6,501.64	22,499.26	12.97	99,732.50

Cadence Bank
Money Market Accounts
September 30, 2021

402	Hope 3 Program Sales	61.05	-	-	0.01	61.06
410	Child Support IVD Reimb.	150,916.26	1,503.50	-	18.75	152,438.51
415	Local Law Enf.Block Grant	74,439.68	-	15,465.15	7.73	58,982.26
440	Supervision	3,892,359.36	1,120,128.18	452,359.83	530.94	4,560,658.65
470	FBC Assist District #16	15,891.36	1,403.92	2,964.84	1.96	14,332.40
471	FBC Assist District #17	607.49	88.50	-	0.08	696.07
472	FBC Assist District #18	9,874.48	2,588.29	-	1.40	12,464.17
473	FBC Assist District #19	26,016.90	8,187.39	9,380.69	3.50	24,827.10
474	FBC Assist District #20	76,069.13	193,675.89	11,658.23	22.53	258,109.32
475	FBC Assist District #21	672.22	299.65	-	0.10	971.97
476	FBC Assist District #22	360,174.88	35,458.76	-	47.03	395,680.67
600/605	Debt Service Account	4,492,171.83	1,664,051.18	1,646,830.32	554.39	4,509,947.08
610	Drainage Debt Service	1,285,937.84	29,909.17	27,069.13	158.75	1,288,936.63
750	Mission Bend/Four Corners	387,847.98	-	2,902.77	47.46	384,992.67
756	2018 Facilities Bond Projects	3,927,220.65	-	1,201,717.86	415.89	2,725,918.68
762	2020 Mobility Projects	800,390.28	200,691.78	-	107.91	1,001,189.97
764	2020 Drainage Flood Projects	9,293,979.31	-	245,779.14	1,136.72	9,049,336.89
766	2020 Mobility - Tx Heritage Pkwy	3,075,068.72	5,000,000.00	2,638,497.47	418.43	5,436,989.68
768	2020A Tax Notes	8,434,800.05	-	2,279,085.00	833.85	6,156,548.90
771	2021 Tax Note Account	140,868.14	-	-	17.37	140,885.51
802	Sr. Lien Toll Rd Rev Bonds 2016	5,167,303.87	-	65,015.85	634.93	5,102,922.95
803	2021 FBCTRA Bond Projects	7,997,954.55	-	3,151,249.08	604.38	4,847,309.85
807	2021 Grand Pkwy Toll Rd Projects	11,091,688.99	1,612,050.00	7,140,522.83	634.84	5,563,851.00
810	Toll Road Operations	7,612,738.38	3,572,023.45	7,184,761.83	306.07	4,000,306.07
815	Grand Pkwy Toll Road Ops	8,761,696.20	2,169,988.27	5,789,904.89	449.17	5,142,228.75
990	County's Cares Act	22,585,034.09	97,328.69	18,813,835.79	656.34	3,869,183.33
TREA	Treasurer's Account	24,637.48	12,035,715.64	12,056,845.88	65.81	3,573.05
INVE	FBC Investment Account	0.01	38,605,373.75	38,605,373.76	-	-
850M	Boon-Chapman Medical	2,066,188.92	2,002,487.96	2,931,539.19	196.52	1,137,334.21
850D	Boon-Chapman Dental	907,844.29	0.34	166,971.53	105.12	740,978.22
882	Boon-Chapman 125	277,258.80	73,882.65	52,831.86	35.15	298,344.74
884	Fee Officer's Account	2,596,419.77	2,284,196.69	2,267,050.14	-	2,613,566.32
912	JP Credit Card Processing	82,574.26	291,493.31	352,148.71	6.87	21,925.73
908	EMS Credit Card Processing	24,495.39	36,148.47	26,821.98	2.51	33,824.39
DACC	D A Credit Card Processing	28,498.46	17,355.56	5,637.32	4.01	40,220.71

Cadence Bank
Money Market Accounts
September 30, 2021

PTCC	Public Transportation Credit Cards	12,011.18	9,363.10	14,224.64	0.89	7,150.53
CSCC	CSCD Credit Card	224,933.91	242,464.72	243,970.34	22.04	223,450.33
LBCC	Library Credit Card	1,458.86	5,542.64	6,599.96	0.13	401.67
JUCC	Juvenile Credit Card	2,439.66	2,406.43	4,516.19	0.12	330.02
SOCC	Sheriff Credit Card	22,292.12	28,405.80	28,127.92	2.17	22,572.17
TRCC	Toll Road Permit Credit Card	775.18	2,800.00	2,005.68	0.18	1,569.68
130	Assistant Dist Number 1	3,875,584.84	854,840.30	2,365,418.82	265.95	2,365,272.27
131	Assistant Dist Number 2	1,632,154.63	154,239.78	-	212.63	1,786,607.04
133	Assistant Dist Number 4	1,026,790.64	39,975.57	-	129.55	1,066,895.76
134	Assistant Dist Number 5	385,853.13	8,912.92	-	48.23	394,814.28
135	Assistant Dist Number 6	937,125.01	132,681.09	6,278.76	124.97	1,063,652.31
136	Assistant Dist Number 7	1,430,057.77	122,864.48	235,615.38	173.97	1,317,480.84
137	Assistant Dist Number 8	106,620.29	1,563.93	5,538.45	13.07	102,658.84
138	Assistant Dist Number 9	2,212,141.40	79,671.62	120,480.00	271.19	2,171,604.21
139	Assistant Dist Number 10	699,715.03	57,566.87	29,962.10	87.86	727,407.66
140	Assistant Dist Number 11	1,788,704.48	209,744.48	9,408.00	235.19	1,989,276.15
145	Emergency Svc Dist 100	2,136,663.23	-	-	263.42	2,136,926.65
CCCA	Non Fee Officer CC Clearing Acct	28,523.22	96,924.49	77,765.66	5.37	47,687.42
JPMT	Juror Payments	21,151.92	13,524.00	24,642.92	2.13	10,035.13
EPEC	Engineering Permitting E-Check	6,890.79	1,500.00	0.79	0.96	8,390.96
JE11	JP 1-1 E-Filing	1,097.20	6,219.25	6,446.45	0.11	870.11
JE12	JP 1-2 E-Filing	2,168.15	8,265.25	8,778.40	0.16	1,655.16
JE02	JP 2 E-Filing	6,508.44	16,210.25	20,958.69	0.30	1,760.30
JE03	JP 3 E-Filing	2,113.39	15,588.25	15,178.14	0.26	2,523.76
JE04	JP #4 E-Filing	3,400.11	13,417.00	15,003.11	0.23	1,814.23
	EMS Patient Acct Svcs ACH	0.06	561,450.40	561,450.46	0.48	0.48
	Change Fund Clearing Acct	(320.00)	3,888.00	3,568.00	-	-
DCJS	DC Jury Summons Postage	20,000.00	-	-	-	20,000.00
	Total	166,580,187.63	134,868,203.79	159,659,526.55	15,183.81	141,804,048.68