



**PERMIT APPLICATION REVIEW FORM FOR
CABLE, CONDUIT, AND POLE LINE ACTIVITY
IN FORT BEND COUNTY**

**Fort Bend County
Engineering Department**
301 Jackson Suite 401
Richmond, Texas 77469
281.633.7500
Permits@fortbendcountytexas.gov

- Right of Way Permit
- Commercial Driveway Permit

Permit No: 2022-52280

Applicant: Peltier Brothers Construction, Ltd.

Job Location Site: 19030 1/2 Bellaire Boulevard, Richmond, TX 77407

Bond No. **Date of Bond:** 2/22/2022 **Amount:** \$5,000.00

The above applicant came to make use of certain Fort Bend County property subject to, "The Order Regulating the Laying, Construction, Maintenance, and Repair of Buried Cables, Conduits, and Pole Lines, In, Under, Across or Along Roads, Streets, Highways, and Drainage Ditches in Fort Bend County, Texas, Under the Jurisdiction of the Commissioners Court of Fort Bend County, Texas," as passed by the Commissioners Court of Fort Bend County, Texas, of the Minutes of the Commissioners Court of Fort Bend County, Texas, to the extent that such order is not inconsistent with Chapter 181, Vernon's Texas Statutes and Codes Annotated.

Notes:

1. Evidence of review by the Commissioners Court must be kept on the job site and failure to do so constitutes grounds for job shutdown.
2. Written notices are required, via email, for certain construction activities in County right-of-way. Contact permits@fbctx.gov for a copy of the notification procedure applicable to your project.
3. This permit expires one (1) year from date of permit if construction has not commenced.
4. This permit applies to work performed within right-of-ways owned and maintained by Fort Bend County only, and it is the responsibility of the applicant to acquire all other necessary permits and permissions.

On this 22nd day of March, 2022, Upon Motion of Commissioner Meyers, seconded by Commissioner Prestage, duly put and carried, it is ORDERED, ADJUDGED AND DECREED that said notice of said above purpose is hereby acknowledged by the Commissioners Court of Fort Bend County, Texas, and that said notice be placed on record according to the regulation order thereof.

Signature
By:
County Engineer

Presented to Commissioners Court and approved.

Date Recorded 3/29/2022 Comm. Court No. 15R

N/A
By: _____
Drainage District Engineer/Manager

Clerk of Commissioners Court
By:
Deputy



**REVIEW BY FORT BEND COUNTY
COMMISSIONERS COURT**

**Fort Bend County
Engineering Department**
301 Jackson Suite 401
Richmond, Texas 77469
281.633.7500
Permits@fortbendcountytexas.gov

- Right of Way Permit
 Commercial Driveway Permit
Permit No: 2022-52280

The following "Notice of Proposed Cable, Conduit, and/or Pole Line activity in Fort Bend County" and accompanying attachments have been reviewed and the notice conforms to appropriate regulations set by Commissioner's Court of Fort Bend County, Texas.

(1) COMPLETE APPLICATION FORM:

- a. Name of road, street, and/or drainage ditch affected.
 b. Vicinity map showing course of directions
 c. Plans and specifications

(2) BOND:


- County Attorney, approval when applicable.
- Perpetual bond currently posted. Bond No: _____ Amount: _____
- Performance bond submitted. Bond No: [REDACTED] Amount: \$5,000.00
- Cashier's Check Check No: _____ Amount: _____

(3) DRAINAGE DISTRICT APPROVAL (WHEN APPLICABLE):

Drainage District Approval

Date

We have reviewed this project and agree it meets minimum requirements.



Permit Administrator

3/14/2022

Date

3N



**PERFORMANCE BOND COVERING ALL CABLE, CONDUIT AND/OR POLE LINE
ACTIVITY IN, UNDER, ACROSS OR ALONG FORT BEND COUNTY ROAD,
COMMERCIAL DRIVEWAY AND MEDIAN OPENINGS OR MODIFICATIONS
(AUTHORIZED)**

BOND NO [REDACTED]

Proj #2022-52280

THE STATE OF TEXAS §

KNOW ALL MEN BY THESE PRESENTS:

COUNTY OF FORT BEND §

THAT WE, Peltier Brothers Construction, Ltd. whose (address, phone) is 10727 A Peltier Lane, Houston Texas, hereinafter called the Principal, and Travelers Casualty and Surety Company of America, a Corporation existing under and by virtue of the laws of the state of Connecticut and authorized to do an indemnifying business in the state of Texas, and whose principal office is located at (name/address/phone) One Tower Square, Hartford, Connecticut 06183, whose officer residing in the State of Texas, authorized to accept service in all suits and actions brought within said state is Christopher Noble and whose address is 1301 E. Collins Blvd, Richardson, Texas, hereinafter called the Surety, and held and firmly bound unto, KP George, County Judge of Fort Bend County, Texas, or his successors in office, in the full sum of Five Thousand, No/100 Dollars (\$ 5,000.00) current, lawful money of the United States of America, to be paid to said KP George, County Judge of Fort Bend County, Texas, or his successors in office, to which payment well and truly to be made and done, we, the undersigned, bind ourselves and each of us, our heirs, executors, administrators, successors, assigns, and legal representatives, jointly and severally, by these presents.

THE CONDITION OF THIS BOND IS SUCH THAT, WHEREAS, the above bounden principal contemplates laying, constructing, maintaining and/or repairing one or more cables, conduits, and/or pole lines in, under, across and/or along roads, streets and highways, commercial driveway and median openings or modifications in the County of Fort Bend, and the State of Texas, under the jurisdiction of the Commissioners' Court of Fort Bend County, Texas, pursuant to the Commissioners' Court order adopted on the 1st day of December, A.D. 1980, recorded in Volume 13, of the Commissioners' Court Minutes of Fort Bend County, Texas, regulating same, which Commissioners' Court order is hereby referred to and made a part hereof for all purposes as though fully set out herein;

AND WHEREAS, the principal desires to provide Fort Bend County with a performance bond covering all such cable, conduit and/or pole line activity, commercial driveway and median openings or modifications;

NOW, THEREFORE, if the above bounden principal shall faithfully perform all its cable, conduit and/or pole line activity (including, but not limited to the laying, construction, maintenance and/or repair of cables, conduits and/or pole lines) in, under, across and/or along roads, streets and highways, commercial driveway and median openings or modifications in the County of Fort Bend and State of Texas, under the jurisdiction of the Commissioners Court of Fort Bend County, Texas, pursuant to and in accordance with minimum requirements and conditions of the above mentioned Commissioners' Court order set forth and specified to be by said principal done and performed, at the time and in the manner therein specified, and shall pay over and make good and reimburse Fort Bend County, all loss and damages which Fort Bend County may sustain by reason of any failure or default on the part of said principal, then this obligation shall be null and void, otherwise to remain in full force and effect.

This bond is payable at the County Courthouse in the County of Fort Bend and State of Texas.

It is understood that at any time Fort Bend County deems itself insecure under this bond, it may require further and/or additional bonds of the principal.

EXECUTED this 22nd day of February, 2022.

Peltier Brothers Construction, Ltd.
PRINCIPAL

BY 

Travelers Casualty and Surety Company of America
SURETY


BY: Gloria Villa, Attorney-in-Fact



CCM 03/22/2022 # 15R
Fort Bend County Clerk
Return Div Supervisor Admin RAC
Permit# 2022-52280



**Travelers Casualty and Surety Company of America
Travelers Casualty and Surety Company
St. Paul Fire and Marine Insurance Company**

POWER OF ATTORNEY

KNOW ALL MEN BY THESE PRESENTS: That Travelers Casualty and Surety Company of America, Travelers Casualty and Surety Company, and St. Paul Fire and Marine Insurance Company are corporations duly organized under the laws of the State of Connecticut (herein collectively called the "Companies"), and that the Companies do hereby make, constitute and appoint **Gloria Villa** of **HOUSTON, Texas**, their true and lawful Attorney(s)-in-Fact to sign, execute, seal and acknowledge any and all bonds, recognizances, conditional undertakings and other writings obligatory in the nature thereof on behalf of the Companies in their business of guaranteeing the fidelity of persons, guaranteeing the performance of contracts and executing or guaranteeing bonds and undertakings required or permitted in any actions or proceedings allowed by law.

IN WITNESS WHEREOF, the Companies have caused this instrument to be signed, and their corporate seals to be hereto affixed, this **21st** day of **April**, 2021.



State of Connecticut

City of Hartford ss.

By: 
Robert L. Raney, Senior Vice President

On this the **21st** day of **April**, 2021, before me personally appeared **Robert L. Raney**, who acknowledged himself to be the Senior Vice President of each of the Companies, and that he, as such, being authorized so to do, executed the foregoing instrument for the purposes therein contained by signing on behalf of said Companies by himself as a duly authorized officer.

IN WITNESS WHEREOF, I hereunto set my hand and official seal.

My Commission expires the **30th** day of **June**, 2026




Anna P. Nowik, Notary Public

This Power of Attorney is granted under and by the authority of the following resolutions adopted by the Boards of Directors of each of the Companies, which resolutions are now in full force and effect, reading as follows:

RESOLVED, that the Chairman, the President, any Vice Chairman, any Executive Vice President, any Senior Vice President, any Vice President, any Second Vice President, the Treasurer, any Assistant Treasurer, the Corporate Secretary or any Assistant Secretary may appoint Attorneys-in-Fact and Agents to act for and on behalf of the Company and may give such appointee such authority as his or her certificate of authority may prescribe to sign with the Company's name and seal with the Company's seal bonds, recognizances, contracts of indemnity, and other writings obligatory in the nature of a bond, recognizance, or conditional undertaking, and any of said officers or the Board of Directors at any time may remove any such appointee and revoke the power given him or her; and it is

FURTHER RESOLVED, that the Chairman, the President, any Vice Chairman, any Executive Vice President, any Senior Vice President or any Vice President may delegate all or any part of the foregoing authority to one or more officers or employees of this Company, provided that each such delegation is in writing and a copy thereof is filed in the office of the Secretary; and it is

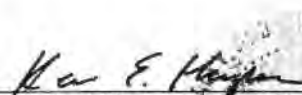
FURTHER RESOLVED, that any bond, recognizance, contract of indemnity, or writing obligatory in the nature of a bond, recognizance, or conditional undertaking shall be valid and binding upon the Company when (a) signed by the President, any Vice Chairman, any Executive Vice President, any Senior Vice President or any Vice President, any Second Vice President, the Treasurer, any Assistant Treasurer, the Corporate Secretary or any Assistant Secretary and duly attested and sealed with the Company's seal by a Secretary or Assistant Secretary; or (b) duly executed (under seal, if required) by one or more Attorneys-in-Fact and Agents pursuant to the power prescribed in his or her certificate or their certificates of authority or by one or more Company officers pursuant to a written delegation of authority; and it is

FURTHER RESOLVED, that the signature of each of the following officers: President, any Executive Vice President, any Senior Vice President, any Vice President, any Assistant Vice President, any Secretary, any Assistant Secretary; and the seal of the Company may be affixed by facsimile to any Power of Attorney or to any certificate relating thereto appointing Resident Vice Presidents, Resident Assistant Secretaries or Attorneys-in-Fact for purposes only of executing and attesting bonds and undertakings and other writings obligatory in the nature thereof, and any such Power of Attorney or certificate bearing such facsimile signature or facsimile seal shall be valid and binding upon the Company and any such power so executed and certified by such facsimile signature and facsimile seal shall be valid and binding on the Company in the future with respect to any bond or understanding to which it is attached.

I, **Kevin E. Hughes**, the undersigned, Assistant Secretary of each of the Companies, do hereby certify that the above and foregoing is a true and correct copy of the Power of Attorney executed by said Companies, which remains in full force and effect.

Dated this **22nd** day of **February**, 2022




Kevin E. Hughes, Assistant Secretary

**To verify the authenticity of this Power of Attorney, please call us at 1-800-421-3880.
Please refer to the above-named Attorney(s)-in-Fact and the details of the bond to which this Power of Attorney is attached.**





IMPORTANT NOTICE

TO OBTAIN INFORMATION OR MAKE A COMPLAINT:

You may contact Travelers Casualty & Surety Company of America, Travelers Casualty & Surety Company, Travelers Indemnity Company, Standard Fire Insurance Company and/or Farmington Casualty Company for information or to make a complaint at:

Travelers Bond
Attn: Claims
1500 Market Street
West Tower, Suite 2900
Philadelphia, PA 19102

(267) 675-3057
(267) 675-3102 Fax

You may contact the Texas Department of Insurance to obtain the information on companies, coverages, rights or complaints at:

Texas Department of Insurance
P.O. Box 149104
Austin, TX 78714-9104

(800) 252-3439

ATTACH THIS NOTICE TO YOUR BOND. This notice is for information only and does not become a part or a condition of the attached document and is given to comply with Section 2253-021, Government Code, and Section 53.202, Property Code, effective September 1, 2001.

FILED AND RECORDED
OFFICIAL PUBLIC RECORDS

Laura Richard, County Clerk
Fort Bend County Texas
March 28, 2022 04:32:42 PM



FEE: \$0.00 DP2

2022042769

A:\1704\1801\Fort Bend County Standard\Fort Bend County Standard\Fort Bend County Standard\DRIVEWAY DETAILS FOR MAJOR ROADWAY CONSTRUCTION\DRIVEWAY DETAILS FOR MAJOR ROADWAY CONSTRUCTION.dwg

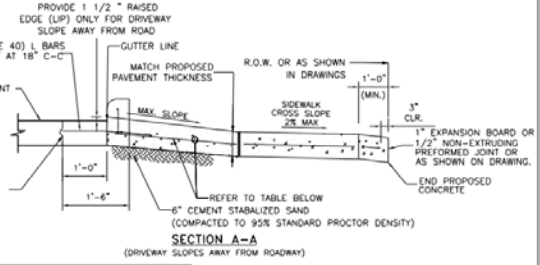
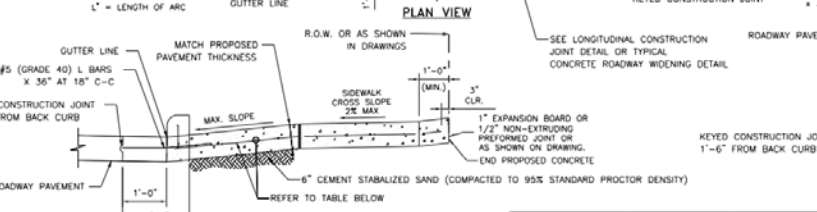


NOTES:

1. SAWCUT EXISTING DRIVEWAY AT R.O.W. LINE OR AS SHOWN ON DRAWING AND REMOVE EXISTING DRIVEWAY TO SAWCUT LINE.
2. IF THERE IS EXISTING CURB ON DRIVEWAY, CONNECT PROPOSED CURB TO EXISTING CURB OTHERWISE, TAPER CURB HEIGHT AS SHOWN.
3. SEE PAVEMENT DETAIL SHEET FOR CONCRETE CURB REINFORCEMENT.
4. THIS DRIVEWAY INSTALLATION IS GOVERNED BY HARRIS COUNTY ITEM 360.

MINIMUM RADII REQUIREMENTS - DRIVEWAYS

	LOCAL	COLLECTOR/MAJOR
RESIDENTIAL	5'	-
COMMERCIAL	10'	25'



	PAVEMENT THICKNESS	COLLECTOR/MAJOR	RESIDENTIAL (MAJOR THROUGHFARE)	RESIDENTIAL (COLLECTORS AND LOCAL STREETS)
REINFORCEMENT	6"	#4 @ 24" O.C.E.W.	N/A	#4 @ 24" O.C.E.W.
	7"	#4 @ 24" O.C.E.W.	#4 @ 24" O.C.E.W.	#4 @ 24" O.C.E.W.
	8"	#4 @ 18" O.C.E.W.	#4 @ 18" O.C.E.W.	#4 @ 18" O.C.E.W.
	9"-10"	#5 @ 18" O.C.E.W.	#5 @ 18" O.C.E.W.	#5 @ 18" O.C.E.W.
EXPANSION DOWEL JOINT	6"	3/4" DIA. SMOOTH BAR	3/4" DIA. SMOOTH BAR	3/4" DIA. SMOOTH BAR
	7"	1" DIA. SMOOTH BAR	1" DIA. SMOOTH BAR	1" DIA. SMOOTH BAR
	8"	1" DIA. SMOOTH BAR	1" DIA. SMOOTH BAR	1" DIA. SMOOTH BAR
	9"-10"	1 1/2" DIA. SMOOTH BAR	1 1/2" DIA. SMOOTH BAR	1 1/2" DIA. SMOOTH BAR
CONSTRUCTION JOINT DOWEL	ALL	#5 REBAR	#5 REBAR	#5 REBAR
	ALL	6" CEMENT-STABILIZED SAND	2" BANK SAND	2" BANK SAND
RUNNING SLOPE	ALL	2% TO 4%	2% TO 6%	2% TO 10%*

*10% ALLOWABLE ON PRIVATELY CONSTRUCTED PROJECTS
6% MAX ON PUBLIC PROJECTS

NO.	REVISIONS	DATE	NAME
1	ORIGINAL STANDARD ISSUED	2-1-21	RBB

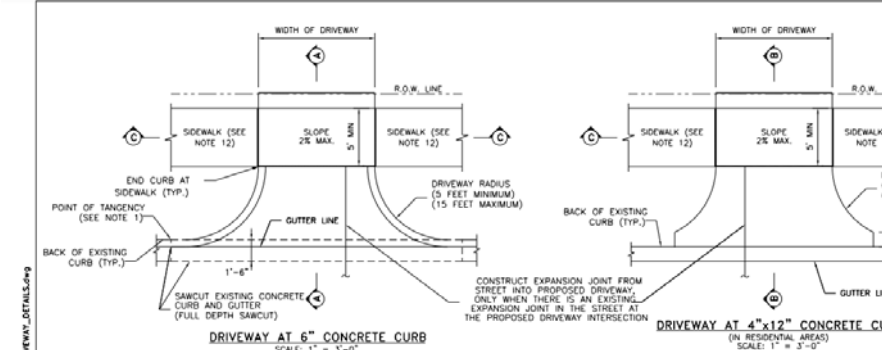
FORT BEND COUNTY ENGINEERING DEPARTMENT



CONSULTANT LOGO (LAYER "C-NON-PRINT")

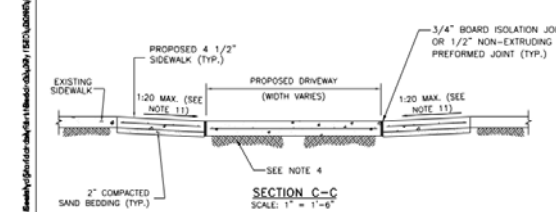
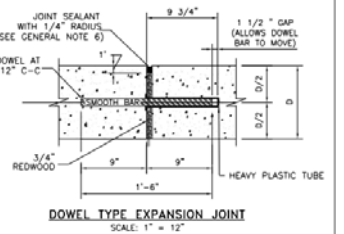
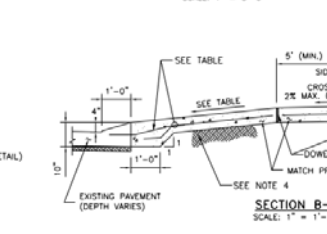
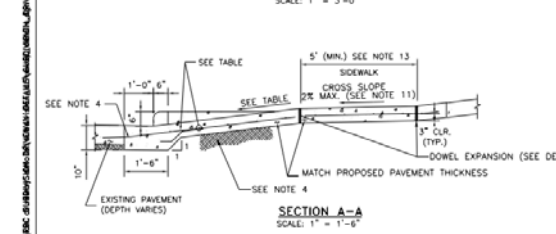
FOR INTERIM REVIEW ONLY
DOCUMENT INCOMPLETE
NOT SUITABLE FOR CONSTRUCTION
REINFORCEMENT BARBERS
(LAYER "C-NON-PRINT")
P.E. SERIAL NO.
DATE:

PROJECT TITLE:	DATE:	FRCD STANDARD
DRIVEWAY DETAILS FOR MAJOR ROADWAY CONSTRUCTION	2-1-21	# / #



NOTES:

1. PROPOSED DRIVEWAY AT 6" CONCRETE CURB SHALL MATCH EXISTING CURB AT POINT OF TANGENCY.
2. PROPOSED DRIVEWAY SHALL BE BUILT WITH PORTLAND CEMENT CONCRETE, 5 1/2 SACK MINIMUM PER CURB YARD, 3,500 PSI STRENGTH AT 28 DAYS, THIS DRIVEWAY INSTALLATION IS GOVERNED BY HARRIS COUNTY ITEM 360.
3. COMPACTION OF SUBGRADE TO 95% OF STANDARD PROCTOR DENSITY (ASTM D698) (± 2% OPTIMUM MOISTURE) FOR PROPOSED DRIVEWAY CONNECTION. THE COUNTY ENGINEER RESERVES THE RIGHT TO INSPECT AND REQUIRE LABORATORY TEST TO BE CONDUCTED.
4. FOR COMMERCIAL DRIVEWAYS, USE 6" OF COMPACTED CEMENT STABILIZED SAND. FOR RESIDENTIAL DRIVEWAYS, USE 2" OF COMPACTED BANK SAND.
5. A PROPOSED DRIVEWAY TO BE BUILT ON A CORNER LOT CANNOT BE LOCATED WITHIN ANY PORTION OF THE PUBLIC STREET CURB RADIUS (THE POINTS OF TANGENCY MAY BE THE SAME POINT ALONG THE STREET CURB LINE).
6. PROPOSED DRIVEWAY REINFORCING STEEL SHALL BE TIED TO EXISTING CONCRETE PAVEMENT WITH A MINIMUM LAP OF 18 INCHES.
7. IF EXISTING STREET REBAR IS CUT OFF, THEN #4 DOWEL BARS (18" LONG) NEED TO BE INSTALLED AT 24" SPACING, EMBEDDED 9 INCHES AND EXPOSED OR MATCH EXISTING SPACING IF TIGHTER.
8. 3" NON-METALLIC CHAIRS ARE REQUIRED.
9. FOR CAPITAL IMPROVEMENT PROJECTS, THE SUBGRADE SHALL BE STABILIZED ACCORDING TO THE GEOTECHNICAL REPORT RECOMMENDATIONS.
10. SAW AND SEAL ALL CONSTRUCTION JOINTS.
11. SIDEWALK SLOPES SHALL COMPLY WITH THE TEXAS ACCESSIBILITY STANDARDS 403.3 "SLOPE".
12. IF SIDEWALK IS EXISTING, SEE SECTION C-C.
13. SIDEWALKS MAY BE REDUCED TO 4' IN FRONT OF SINGLE-FAMILY RESIDENTIAL LOTS WHEN A 5' PASSING AREA IS PROVIDED IN THE DRIVEWAY.
14. FOR SIDEWALK DETAILS SEE SIDEWALK DETAILS SHEET



	PAVEMENT THICKNESS	COLLECTOR/MAJOR	RESIDENTIAL (MAJOR THROUGHFARE)	RESIDENTIAL (COLLECTORS AND LOCAL STREETS)
REINFORCEMENT	6"	#4 @ 24" O.C.E.W.	N/A	#4 @ 24" O.C.E.W.
	7"	#4 @ 24" O.C.E.W.	#4 @ 24" O.C.E.W.	#4 @ 24" O.C.E.W.
	8"	#4 @ 18" O.C.E.W.	#4 @ 18" O.C.E.W.	#4 @ 18" O.C.E.W.
	9"-10"	#5 @ 18" O.C.E.W.	#5 @ 18" O.C.E.W.	#5 @ 18" O.C.E.W.
EXPANSION DOWEL JOINT	6"	3/4" DIA. SMOOTH BAR	3/4" DIA. SMOOTH BAR	3/4" DIA. SMOOTH BAR
	7"	1" DIA. SMOOTH BAR	1" DIA. SMOOTH BAR	1" DIA. SMOOTH BAR
	8"	1" DIA. SMOOTH BAR	1" DIA. SMOOTH BAR	1" DIA. SMOOTH BAR
	9"-10"	1 1/2" DIA. SMOOTH BAR	1 1/2" DIA. SMOOTH BAR	1 1/2" DIA. SMOOTH BAR
CONSTRUCTION JOINT DOWEL	ALL	#5 REBAR	#5 REBAR	#5 REBAR
	ALL	6" CEMENT-STABILIZED SAND	2" BANK SAND	2" BANK SAND
RUNNING SLOPE	ALL	2% TO 4%	2% TO 6%	2% TO 10%*

*10% ALLOWABLE ON PRIVATELY CONSTRUCTED PROJECTS
6% MAX ON PUBLIC PROJECTS

NO.	REVISIONS	DATE	NAME
1	ORIGINAL STANDARD ISSUED	2-1-21	RBB

FORT BEND COUNTY ENGINEERING DEPARTMENT



CONSULTANT LOGO (LAYER "C-NON-PRINT")

FOR INTERIM REVIEW ONLY
DOCUMENT INCOMPLETE
NOT SUITABLE FOR CONSTRUCTION
REINFORCEMENT BARBERS
(LAYER "C-NON-PRINT")
P.E. SERIAL NO.
DATE:

PROJECT TITLE:	DATE:	FRCD STANDARD
DRIVEWAY DETAILS FOR RESIDENTIAL DRIVEWAYS	2-1-21	# / #



OPEN DITCH DRIVEWAY
*DITCH IS TO HAVE 4:1 SLOPE

MINIMUM RADI REQUIREMENTS - DRIVEWAYS		
	LOCAL	COLLECTOR/MAJOR
RESIDENTIAL	5'	-
COMMERCIAL	10'	25'



ASPHALT APRON DETAIL - DRIVEWAY PROFILE FOR CULVERT DRAINAGE



SECTION A-A FOR RESIDENTIAL DRIVEWAYS



SECTION A-A FOR COMMERCIAL DRIVEWAYS

NO.	REVISIONS	DATE	NAME
1	ORIGINAL STANDARD ISSUED	2-1-21	FWR
2			
3			
4			

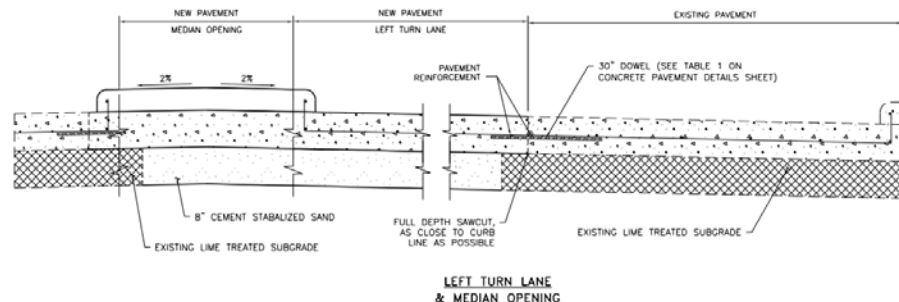
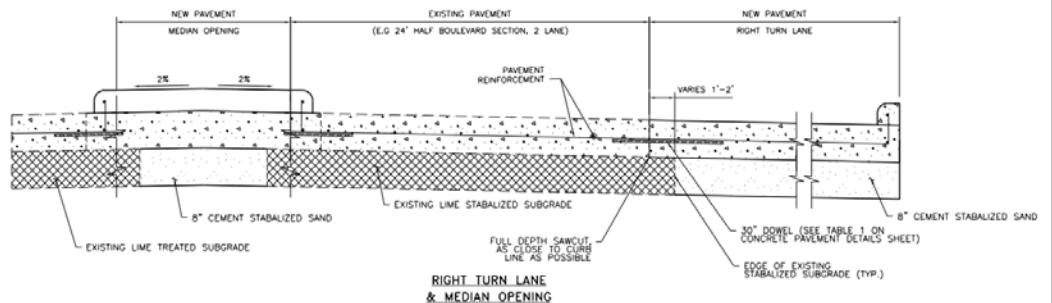
FORT BEND COUNTY ENGINEERING DEPARTMENT



CONSULTANT LOGO (LAYER "C-NON-PRINT")

FOR INTERIM REVIEW ONLY
DOCUMENT INCOMPLETE:
NOT ADVISED FOR CONSTRUCTION.
BEARING THE RISK OF DAMAGES
(LAYER "C-NON-PRINT")
P.E. SERIAL No.
DATE:

PROJECT TITLE	DRAWN BY	CHECKED BY	DATE	APPROVED BY	FRODO STANDARD
ASPHALT DRIVEWAY DETAILS	NOT	NOT	2-1-21		



NOTES
1. FOR CONCRETE PAVEMENT REINFORCEMENT AND JOINT DETAILS, SEE CONCRETE PAVEMENT DETAILS SHEET

NO.	REVISIONS	DATE	NAME
1	ORIGINAL STANDARD ISSUED	2-1-21	FWR
2			
3			
4			

FORT BEND COUNTY ENGINEERING DEPARTMENT



CONSULTANT LOGO (LAYER "C-NON-PRINT")

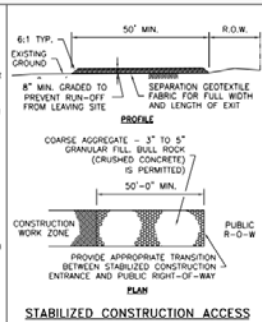
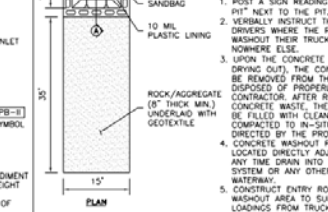
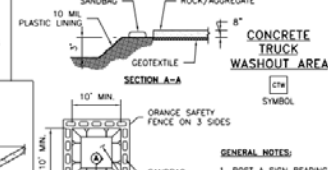
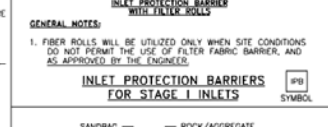
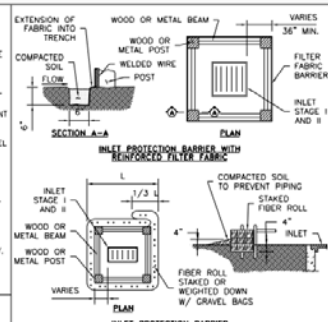

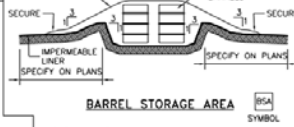

FOR INTERIM REVIEW ONLY
DOCUMENT INCOMPLETE:
NOT ADVISED FOR CONSTRUCTION.
BEARING THE RISK OF DAMAGES
(LAYER "C-NON-PRINT")
P.E. SERIAL No.
DATE:

PROJECT TITLE	DRAWN BY	CHECKED BY	DATE	APPROVED BY	FRODO STANDARD
TURN LANE & MEDIAN OPENING DETAIL	NOT	NOT	2-1-21		



- A. TYPES OF FILTER DAMS**
1. TYPE 1 (NON-REINFORCED)
 - a. HEIGHT - 18-24 INCHES. MEASURE VERTICALLY FROM EXISTING GROUND TO TOP OF FILTER DAM.
 - b. TOP WIDTH - 2 FEET (MINIMUM).
 - c. SLOPES - 2:1 (MAXIMUM).
 2. TYPE 2 (REINFORCED)
 - a. HEIGHT - 18-36 INCHES. MEASURE VERTICALLY FROM EXISTING GROUND TO TOP OF FILTER DAM.
 - b. TOP WIDTH - 2 FEET (MINIMUM).
 - c. SLOPES - 2:1 (MAXIMUM).
 3. TYPE 3 (REINFORCED)
 - a. HEIGHT - 36-48 INCHES. MEASURE VERTICALLY FROM EXISTING GROUND TO TOP OF FILTER DAM.
 - b. TOP WIDTH - 2 FEET (MINIMUM).
 - c. SLOPES - 3:1 (MAXIMUM).
 4. TYPE 4 (GABION)
 - a. HEIGHT - 30 INCHES (MINIMUM). MEASURE VERTICALLY FROM EXISTING GROUND TO TOP OF FILTER DAM.
 - b. TOP WIDTH - 2 FEET (MINIMUM).
 5. TYPE 5. AS SHOWN ON THE PLANS.
- B. CONSTRUCT FILTER DAMS ACCORDING TO THE FOLLOWING CRITERIA UNLESS SHOWN OTHERWISE ON THE PLANS.**
1. TYPE 2 AND 3 FILTER DAMS: SECURE WITH 20 GAUGE GALVANIZED BROWN WIRE MESH WITH 1 INCH DIAMETER HEXAGONAL OPENINGS.
 2. PLACE GRANULAR FILL ON THE WIRE MESH TO HEIGHT AND SLOPES SHOWN ON PLANS OR AS SPECIFIED BY THE ENGINEER.
 - a. 3-5 INCHES FOR ROCK FILTER DAM TYPES 1, 2 AND 4.
 - b. 4-8 INCHES FOR ROCK FILTER DAM TYPE REFER TO GRANULAR FILL IN SPECIFICATION SECTION NO. 02378 RIPRAP AND GRANULAR FILL.
 3. FOLD WIRE MESH AT UPSTREAM SIDE OVER GRANULAR FILL AND TIGHTLY SECURED TO ITSELF ON THE DOWNSTREAM SIDE USING WIRE TIES OR HOOD RINGS.
 4. IN STREAMS: SECURE OR STAKE MESH TO STREAM BED PRIOR TO AGGREGATE PLACEMENT.
 5. SEE HCTCD SPECIFICATION SECTION NO. 02364-FILTER DAMS.
- EMBED ONE FOOT MINIMUM INTO SLOPE AND RAISE ONE FOOT HIGHER THAN CENTER OF DEPRESSED AREA AT SLOPE.

NO.	REVISIONS	DATE	NAME
1	ORIGINAL STANDARD ISSUED	2-1-21	RWB



FORT BEND COUNTY
ENGINEERING DEPARTMENT



CONSULTANT LOGO
(LAYER "C-NON-PRINT")

FOR INTERIM REVIEW ONLY
DOCUMENT INCOMPLETE.
NOT SUITABLE FOR CONSTRUCTION.
(LAYER "C-NON-PRINT")
P.E. SERIAL No. _____
DATE: _____

PROJECT TITLE: _____
DRAWING BY: _____
DATE: _____
SHEET DESCRIPTION: STORM WATER POLLUTION PREVENTION PLAN DETAILS
APPROVED BY: _____
DATE: 2-1-21
SHEET NO. 7/7