



---

# FORT BEND COUNTY FIRE CODE SIXTH EDITION

---

Fort Bend County Fire Marshal

Adopted: \_\_\_\_ June 24, 2017 \_\_\_\_

Effective: \_\_\_\_ August 1, 2014 \_\_\_\_

Amended: August 25, 2015 \_\_\_\_

Amended: \_ September 13, 2016 \_

Amended: \_ June 27, 2017 \_

Amended: \_\_\_\_ June 25, 2019 \_\_\_\_

Amended: \_\_\_\_ November 9, 2021 \_\_\_\_

Effective: \_\_\_\_ November 9, 2021 \_\_\_\_

## **PREFACE**

Texas Local Government Code, Chapter 233, Section 233.061 authorizes certain counties to adopt a Fire Code and the regulations necessary to administer and enforce the Fire Code. As the governing body of Fort Bend County, Texas, the Commissioners Court finds that adopting a Fire Code and requiring permits for the construction of commercial establishments, public buildings and multi-family residences in the unincorporated areas of Fort Bend County will protect the health, safety and welfare of life and property of the general public. The Fire Code requires periodic inspection of new and existing structures to ensure safety standards are being maintained for the continued practice of life safety and property conservation.

FORT BEND COUNTY FIRE CODE

Table of Contents

1.0	GENERAL PROVISIONS	4
2.0	ADOPTION AND ADMINISTRATION	4
3.0	TERMS	6
4.0	PERMITS	7
5.0	PERMIT HOLDER AND RESPONSIBILITIES	9
6.0	CERTIFICATE OF COMPLIANCE	9
7.0	APPEALS AND HEARING PROCEDURE	10
8.0	ENFORCEMENT AND VARIANCE	11
9.0	FORMS AND RECORDS	12
10.0	SEVERABILITY AND CONSTRUCTION	12

**EXHIBITS**

EXHIBIT A:	ADDITIONS, INSERTIONS, DELETIONS, AND CHANGES TO INTERNATIONAL FIRE CODE, 2021 EDITION
EXHIBIT B:	CERTIFICATE OF COMPLIANCE
EXHIBIT C:	FEE SCHEDULE

## **1.0 GENERAL PROVISIONS**

**1.1 Purpose:** The purpose of the Fort Bend County Fire Code is the safe-guarding of life and property from fire and explosion hazards arising from the storage, handling and use of hazardous substances, materials and devices, and from conditions hazardous to life or property in the occupancy of buildings and premises in Fort Bend County.

- A. The Fort Bend County Fire Code is intended to provide minimum requirements for fire safety, with due regard to function, for the Design and Construction or Substantial Improvements to any Public Buildings, Commercial Establishments, and Multi-Family Dwellings with four or more units, as determined by the current property designation identified by the Fort Bend County Tax Appraisal District.
- B. The Fort Bend County Fire Code is not intended to be a building code as described in the Texas Local Government Code Chapter 214 and does not evaluate structural, plumbing, electrical, and mechanical suitability, unless it is directly related to fire safety.
- C. The Fort Bend County Fire Code is not intended in anyway to limit the statutory authority of the Fire Marshal, and it is intended that such authority be retained to the fullest extent that the law would authorize.

**1.2 Authority:** The Fort Bend County Fire Code is adopted by the Fort Bend County Commissioners Court pursuant to Texas Local Government Code, Chapter 233, Section 233.061 which authorizes certain counties to adopt a Fire Code and the regulations necessary to administer and enforce the Fire Code.

## **2.0 ADOPTION AND ADMINISTRATION**

**2.1** Except for the deletions and changes identified in Appendix A, Fort Bend County hereby adopts the International Fire Code 2021 edition (hereinafter known as "IFC"), as the Fort Bend County Fire Code. A complete copy of the IFC is on file in the Fort Bend County Fire Marshal's Office.

**2.2** The Fort Bend County Fire Marshal is responsible for the administration of this Fire Code, issuance of permits required by this Fire Code, enforcement of this Fire Code and maintenance of

proper records.

2.3 The County Fire Marshal or the County Fire Marshal's designee may conduct inspections provided for in this Fire Code or by Subchapter C of Chapter 233 of Subtitle B of Title 7 of the Texas Local Government Code.

2.4 Below shall identify the scope of Fort Bend County Fire Code:

- A. The Fort Bend County Fire Code shall apply to all new construction or substantial improvement of all Public Buildings, Commercial Establishments, and Multi-Family Dwellings with four or more units, as determined by the current property designation identified by the Fort Bend County Tax Appraisal District.
- B. The Fort Bend County Fire Code does not apply to any industrial facility that the Fort Bend County Fire Marshal determines qualifies for the exception specified in Section 233.062(b) of the Texas Local Government Code. The Fort Bend County Fire Marshal shall have the authority to seek the assistance of the Occupational Health and Safety Administration in making a determination regarding an industrial facility.
- C. Any construction that occurred before the effective date of the Fort Bend County Fire Code will be governed by the preceding Fire Code that was effective as of January 1, 2005; unless and until substantial improvement is made to the property.
- D. Disclaimer of Liability- The degree of fire protection required by the Fort Bend County Fire Code is considered reasonable for regulatory purposes and is based on scientific and engineering considerations. Compliance with the Fort Bend County Fire Code does not imply that any building or the uses permitted within any building will be free from a fire hazard. The Fort Bend County Fire Code shall not create liability on the part of Fort Bend County, any officer, or employee thereof for any damages that may result from reliance on this Code or any administrative decision lawfully made there under. The granting of a permit or issuance of a Certificate of Compliance does not imply that the building can be insured for fire coverage.

### 3.0 TERMS

3.1 Certificate of Compliance: A "Certificate of Compliance" means a certificate issued by the County Fire

Marshal indicating Construction or Substantial Improvement has been completed in compliance with the Fort Bend County Fire Code as of a specific date and for a specific occupancy.

3.2 Construction: Construction begins on the date that ground is broken for a building as determined by the Fort Bend County Fire Marshal, or if no ground is broken, on the date that:

- A. The first materials are added to the original property;
- B. Foundation pilings are installed on the original property; or
- C. A manufactured building or relocated structure is placed on a foundation on the original property.

3.3 Fort Bend County Fire Marshal: means the holder of the statutory office of County Fire Marshal for Fort Bend County, Texas or the employee(s) designated by the Fort Bend County Fire Marshal to perform a task required by this Fire Code.

3.4 Fire Code: "Fire Code" means the Fort Bend County Fire Code as adopted in Section 1.3 of this Code.

3.5 Fire Code Official: The term "Fire Code Official" as it appears in the IFC is synonymous with the term "Fort Bend County Fire Marshal" or a designee of such individual; however, only the Fort Bend County Fire Marshal has the authority to overrule his or her subordinates or grant variances before applicants for permits or variances may request review by the Fort Bend County Commissioners Court.

3.6 Substantial improvement: Substantial improvement occurs when:

- A. The repair, restoration, reconstruction, improvement, or remodeling of a public building, commercial establishment, or a multi-family residential dwelling consisting of four or more units for which the cost exceeds 50% of the building's value according to the certified tax appraisal roll for the county for the year preceding the year in which the work was begun; or
- B. A change in occupancy classification involving a change in the purpose or level of activity in a building, including the renovation of a warehouse into a loft apartment. For purposes of determining if an improvement is a Substantial Improvement, the applicant for a permit must submit data reflecting cost of the restoration, reconstruction, improvement or remodeling. Cost shall include the value of all labor and materials. A permit is required prior to the start of any Substantial Improvement. For purposes of this code, Substantial Improvement begins

on the date that the repair, restoration, reconstruction, improvement, remodeling, the change in occupancy classification begins, or on the date materials are first delivered for that purpose.

3.7 Unincorporated Area: Unincorporated Area means any real property in Fort Bend County, Texas, which is not within the city limits of a municipality.

#### 4.0 PERMITS

4.1 Permit Required: No person shall start or authorize construction or Substantial Improvement of a building or within an unincorporated area of Fort Bend County without first securing a permit under the Fort Bend County Fire Code.

4.2 Application for Permit: The application for a permit will be on a form prescribed by the Fort Bend County Fire Marshal and must be supported by the following:

- A. A completed Fire Code Design and Compliance Review Sheet provided by the Fort Bend County Fire Marshal and signed and sealed by a duly licensed architect or engineer authorized to practice in the State of Texas;
- B. A non-refundable permit review fee; and
- C. Two {2} set of architectural, fire protection systems plans, or other required set of plans must be submitted or One {1} set of architectural, fire protection systems plans, or other required set of plans in a hard copy format. AND one {1} set of architectural, fire protection systems plans, or other required set of plans must be submitted by electronic source (PDF). Must be on a readable device and handed in at time of permit submittal :
  - i. types of construction materials and class of interior finish;
  - ii. location of all exits with distances between exits called out – exit width, type and any special requirement shall be stated; and The location of any fire alarm equipment, automatic sprinklers, emergency lighting, etc. required to meet this Fire Code;

4.3 The Fort Bend County Fire Marshal may require the submission of additional information, drawings, specifications, or documents if needed to determine whether a permit should be issued.

4.4 Determination of Permit Eligibility: After the application is filed, the Fort Bend County Fire

Marshal shall determine if the proposed building or substantial improvement meets the requirements of the Fort Bend County Fire Code.

- A. If it is determined that the proposed building or substantial improvement meets the requirements, then a permit will be issued after the collection of the appropriate fees as outlined in Section 4.5 – Fees, of this Fire Code, and as referred to in EXHIBIT "D" - Fee Schedule.
- B. If it is determined that the proposed building or substantial improvement does not comply with the requirements of this Fire Code, then the application package shall be returned to the applicant with an explanation of why it was not approved.

4.5 Fees: Fees for permits and inspections are to be set by Commissioner's Court. Fees shall be paid by cashier's check, money order, or personal check. Should the check be returned for insufficient funds, the permit(s) issued becomes null and void. Fees shall be paid at the time plans are submitted for review unless other arrangement have been made and approved by the County Auditor. The County shall deposit all fees received under this section in a special fund in the County treasury, pursuant to Texas Local Government Code 233.0651, and money in that fund shall be used only for the administration and enforcement of the Fire Code. Fee Schedule is shown in Exhibit D.

4.6 Fees For Retail Fireworks Permits: A local fire prevention officer who inspects a retail fireworks site for a fire or life safety hazard as authorized by Chapter 352, Local Government Code, as applicable, by Section 352.016, Local Government Code, collect payment of that fee from the person who obtained a retail fireworks permit under Section 2154.202 to sell fireworks at an approved commercial site. The inspection and permit fee is once a calendar year for each site and address listed on the permit:

- i. \$100, if the largest building at the site is less than 25,000 square feet, plus \$25 for each additional building, other than the largest building, located at the site.
- ii. \$200, if the largest building at the site is 25,000 square feet or more, but less than 100,000 square feet, plus \$25 for each additional building, other than the largest building, located at the site; and
- iii. \$300, if the largest building at the site is 100,000 square feet or more, plus \$25 for each additional building, other than the largest building, located at the site.



**4.7 Condition of Permit:** Construction of a building or a substantial improvement must be started within 180 calendar days of the date the permit is issued or the permit shall be null and void. Upon written request to the Fort Bend County Fire Marshal, two (2) six-month extensions of the permit may be obtained.

**4.8 Lock Box Permit:** The owner or owners association of a gated community or multi-unit housing project must comply with the provision set forth by Local Government Code Chapter 352, Subchapter E. The owner or owners association of a gated community or multi-unit housing project must obtain a Lockbox Permit from the Fire Code Official.

## **5.0 PERMIT HOLDER RESPONSIBILITIES**

**5.1** All permit holders must post a copy of the permit on the jobsite in a place clearly visible from the nearest road or street and in a manner meeting the requirements of the standards for permanent numbers set forth in The International Fire Code 2012- Section 105.3.5

**5.2** The Fort Bend County Fire Marshal is authorized to make as many scheduled or unscheduled inspections to the worksite as deemed necessary to enforce this Fire Code and the conditions of the Permit.

**5.3** Any permit holder that wishes to make a change to the proposed building or substantial improvement, or to construct any building or substantial improvement other than that authorized by the permit, must submit supplemental drawings and/or specifications to the Fort Bend County Fire Marshal for review and approval. If a change complies with this Fire Code and is approved, a copy of the supplemental drawings and/or specifications shall be added to the Permit Holder's file, and the Fort Bend County Fire Marshal shall amend the permit accordingly.

## **6.0 CERTIFICATE OF COMPLIANCE**

**6.1** A building may not be occupied until a conditional or partial certificate of compliance for the building is issued by the Fire Marshal. The Fire Marshal shall notify the permit applicant in writing of any limitations or restrictions necessary to keep the permit area safe.

**6.2** The holder of a conditional or partial Certificate of Compliance shall proceed only to the point for which approval has been given, at the permit holder's own risk and without assurance that approval for the

occupancy or the utilization of the entire premises, equipment, or operation will be granted.

6.3 A "Certificate of Compliance" under this Fire Code shall not be construed as authorize the owner or operator of any building to afterward operate or maintain such building in such a way as to create, cause or allow the existence of a fire or life safety condition, which condition shall be subject to the independent enforcement authority of the County Fire Marshal.

## **7.0 APPEALS AND HEARING PROCEDURE**

7.1 By submitting an application for a permit, an Applicant waives the right to challenge this Fire Code in a court of law without first timely exhausting the Fort Bend County Fire Code's Appeals and Hearing Procedure

7.2 If a permit applicant is denied a permit, the applicant may appeal the denial as provided in this Section. The term "Appellant" is used to refer to the appealing party.

- i. To appeal the denial of a permit application by the **Fire Marshal's designee**, Appellant must submit a written statement to the Fort Bend County Fire Marshal setting forth the reason why the permit application should be approved. If the Fort Bend County Fire Marshal sustains the original denial of the permit, the appellant may seek review of the decision by the Fort Bend County Commissioners Court pursuant to Section 7.3 below.
- ii. To appeal the denial of a permit application by the **Fort Bend County Fire Marshal**, Appellant may request that the Fort Bend County Commissioners Court review of the denial, as described in Section 7.2.

### **7.3 Review by Commissioner's Court-**

- i. An Appellant may request that the Fort Bend County Commissioners Court review the County Fire Marshals' a denial of a permit application by sending a written request to the County Judge's Office by certified mail.
- ii. The request to review must be received by the County Judge's Office no later than the tenth business day after the County Fire Marshal (not an appointee) issues the written denial of the permit application.
- iii. Filing a request to review does not stay the Fire Marshal's denial of the application. The denial remains in effect unless and until Commissioners Court reverses the decision of the Fire Marshal.

- iv. The Fire Marshal's denial will be reviewed by Commissioners Court at a regularly scheduled meeting, no later than thirty calendar days of receiving the written request for review. Commissioners Court may either uphold or reverse the decision of the Fort Bend County Fire Marshal.
- v. The Fire Marshal will send written notification of the Commissioners Court date to Appellant by certified mail to address application, unless Appellant specifies a different address in the written request for review. This notice shall be sent no later than seven calendar days prior to the Commissioners Court date.

## **8.0 ENFORCEMENT AND VARIANCE**

- 8.1 Violation of Conditions of Regulations- Any person having knowledge of a violation of this Code may file a written, sworn complaint with the County Fire Marshal.
- 8.2 Civil Enforcement If any person violates any provisions of the Fort Bend County Fire Code, the County Fire Marshal may request that the County Attorney file a civil action in a court of competent jurisdiction to recover from a person who violates the fire code a civil penalty in an amount of up to \$200 (or the maximum amount allowed by statute) for each day on which the violation exists as allowed in Texas Local Government Code §233.067.
- 8.3 Criminal Enforcement: If a building subject to the Fort Bend County Fire Code is occupied without a Certificate of Compliance, the County Fire Marshal may file a complaint with the District Attorney's Office under Section 352.016 and Section 352.022 of the Texas Local Government Code. An offense under this section is a Class B misdemeanor unless it is shown on the trial of the offense that the defendant has been previously convicted two or more times under this section, in which event the offense is a state jail felony.
- 8.4 Variances: A request for a Variance to the Fort Bend County Fire Marshal can be made in writing to the Fort Bend County Fire Marshal.
  - A. The Fire Marshal shall review the request and deny or grant request for Variance.
  - B. A Variance may be granted only if the following are met:
    - i. The applicant has shown good and sufficient cause;

- ii. It has been determined that failure to grant the Variance would result in an exceptional hardship to the applicant; and
- iii. The granting of a Variance will not result in an increased risk of fire, additional threats to public safety, extraordinary public expense, or create nuisances, cause fraud or victimization of the public; and
- c. Economic hardship shall not constitute the sole basis for granting a variance.
- D. The Fire Marshal's decision on a Variance Request may be appealed as described in Section 7 of the Fort Bend County Fire Code.

## **9.0 FORMS AND RECORDS**

- 9.1 Forms: Forms to be used in the administration of this Fire Code shall be promulgated by the Fort Bend County Fire Marshal.
- 9.2 Maintenance of Records: The Fort Bend County Fire Marshal must maintain all applications for, and file copies of, permits for a retention period of three (3) years. Drawings and specifications on file with the Fort Bend County Fire Marshal may be destroyed after completion of the structure, unless otherwise required by law.

## **SEVERABILITY AND CONSTRUCTION**

The provisions of this Fire Code are severable. If any word, phrase, clause, sentence, section, provision, or part of this Fire Code should be invalid or unconstitutional, it shall not affect the validity of the remaining portions and it is hereby declared to be the intent of the Commissioners Court that this Fire Code would have been adopted as to the remaining portions, regardless of the invalidity of any part. In the event that any provision of this Fire Code might be interpreted in such a way as exceeding the County's authority, such provision should be construed to apply only to the extent authorized by law. In the event of conflict, the Fort Bend County Fire Code approved on this date shall supersede any conflicting fire regulations of the County, except for as provided in Section 2.4

KP George  
KP George, County Judge

Vincent Morales  
Vincent Morales, Commissioner, Precinct 1



Grady Prestage  
Grady Prestage, Commissioner, Precinct 2

Any Meyers  
Any Meyers, Commissioner, Precinct 3

Ken DeMerchant  
Ken DeMerchant, Commissioner, Precinct 4

ATTEST:

Quinn Richard  
County Clerk



**Annex A**  
**Recommended Amendments to the**  
**2021 International Fire Code**  
**Fort Bend County Fire Marshal**

The following sections, paragraphs, and sentences of the 2021 *International Fire Code* (IFC) are hereby amended as follows: Standard type is text from the IFC. Underlined type is text inserted. ~~Lined through type is deleted text from IFC.~~ A double asterisk (\*\*) at the beginning of a section identifies an amendment carried over from the 2018 edition of the code and a triple asterisk (\*\*\*) identifies a new or revised amendment with the 2021 code.

**\*\*Section 102.1; change #3 to read as follows:**

3. Existing structures, facilities, and conditions when required in Chapter 11 or in specific sections of this code.

*(Explanation: To clarify that there are other provisions in the fire code applicable to existing buildings that are not located in Chapter 11, including but not limited to Section 505 Premises Identification.)*

**\*\*Section 105.3.3; change to read as follows:**

**105.3.3 Occupancy Prohibited before Approval.** The building or structure shall not be occupied prior to the fire code official issuing a permit when required and conducting associated inspections indicating the applicable provisions of this code have been met.

*(Explanation: For clarity to allow for better understanding in areas not requiring such permits, such as unincorporated areas of counties.)*

**\*\*Section 105.6.25; add to read as follows:**

**105.6.25 Electronic access control systems.** Construction permits are required to install or modify an electronic access control system, as specified in Chapter 10. A separate construction permit is required to install or modify a fire alarm system that may be connected to the access control system. Maintenance performed in accordance with this code is not considered to be a modification and does not require a permit.

*(Explanation: Adds construction permit requirements for electronic access control systems affecting access and/or egress to ensure proper design and installation of such systems. These changes reflect local practices of municipalities in this State.)*

**\*\*\*Section 107.3; delete this section in its entirety:**

**~~107.3 Permit valuations.~~** ~~The applicant for a permit shall provide an estimated permit value at the time of application. Permit valuations shall include the total value of work, including materials and labor, for which the permit is being issued, such as electrical, gas, mechanical, plumbing equipment and permanent systems. If, in the opinion of the fire code official, the valuation is underestimated on the application, the permit shall be denied unless the applicant can show detailed estimates to meet the approval of the fire code official. Final permit valuation shall be set by the fire code official.~~

*(Different jurisdictions establish permit fee requirements in different ways, and the majority in this State do not utilize this methodology for establishing Fire Code-required permit fees, as well as have already established and adopted applicable permit fee requirements.)*

**\*\*Section 202; amend and add definitions to read as follows:**

**\*\* [B] AMBULATORY CARE FACILITY.** Buildings or portions thereof used to provide medical, surgical, psychiatric, nursing, or similar care on a less than 24-hour basis to persons who are rendered incapable of self-preservation by the services provided or staff has accepted responsibility for care recipients already incapable. This group may include but not be limited to the following:

- Dialysis centers
- Procedures involving sedation
- Sedation dentistry
- Surgery centers
- Colonic centers
- Psychiatric centers

*(Explanation: to clarify the range of uses included in the definition)*

**\*\* [B] DEFEND IN PLACE.** A method of emergency response that engages building components and trained staff to provide occupant safety during an emergency. Emergency response involves remaining in place, relocating within the building, or both, without evacuating the building.

*(Explanation: Added from International Building Code (IBC) definitions for consistency in interpretation of the subject requirements pertaining to such occupancies.)*

**\*\*FIRE WATCH.** A temporary measure intended to ensure continuous and systematic surveillance of a building or portion thereof by one or more qualified individuals or standby personnel when required by the fire code official, for the purposes of identifying and controlling fire hazards, detecting early signs of unwanted fire, raising an alarm of fire and notifying the fire department.

*(Explanation: Clearly defines options to the fire department for providing a fire watch.)*

**\*\*FIREWORKS.** Any composition or device for the purpose of producing a visible or an audible effect for entertainment purposes by combustion, deflagration, or detonation, and/or activated by ignition with a match or other heat producing device that meets the definition of 1.3G fireworks or 1.4G fireworks. ...  
*{Remainder of text unchanged}...*

*(Explanation: Increased safety from fireworks related injuries.)*

**\*\*REPAIR GARAGE.** A building, structure or portion thereof used for servicing or repairing motor vehicles. This occupancy shall also include garages involved in minor repair, modification and servicing of motor vehicles for items such as lube changes, inspections, windshield repair or replacement, shocks, minor part replacement, and other such minor repairs.

*(Explanation: To further clarify types of service work allowed in a repair garage, as well as to correspond with definition in the IBC.)*

**\*\*SELF-SERVICE STORAGE FACILITY.** Real property designed and used for the purpose of renting or leasing individual storage spaces to customers for the purpose of storing and removing personal property on a self-service basis.

*(Explanation: To provide a definition that does not exist in the code.)*

**\*\*STANDBY PERSONNEL.** Qualified fire service personnel, approved by the Fire Marshal. When utilized, the number required shall be as directed by the Fire Marshal. Charges for utilization shall be as normally calculated by the jurisdiction.

*(Explanation: To provide a definition that does not exist in the code for fire watch accommodations as required by the jurisdiction.)*

**\*\*UPGRADED OR REPLACED FIRE ALARM SYSTEM.** A fire alarm system that is upgraded or replaced includes, but is not limited to the following:

- Replacing one single board or fire alarm control unit component with a newer model
- Installing a new fire alarm control unit in addition to or in place of an existing one
- Conversion from a horn system to an emergency voice/alarm communication system
- Conversion from a conventional system to one that utilizes addressable or analog devices

The following are not considered an upgrade or replacement:

- Firmware updates
- Software updates
- Replacing boards of the same model with chips utilizing the same or newer firmware

*(Explanation: "Upgraded" or "Replaced" is referenced in several places, but the wording of "upgraded or replaced" is somewhat ambiguous and open to interpretation. Defining it here allows for consistent application across the State.)*

**\*\*Section 307.2; delete this section in its entirety:**

~~**307.2 Permit Required.** A permit shall be obtained from the *fire code official* in accordance with Section 105.6 Prior to kindling a fire for recognized silvicultural or range or wildlife management practices, prevention or control of disease or pests, or open burning a bonfire. Application for such approval shall only be presented by and permits issued to the owner of the land upon which the fire is to be kindled.~~

State law, or regulations referenced elsewhere in this section may include but not are not limited to the following:

1. Texas Commission on Environmental Quality (TCEQ) regulations.
2. State, County, or Local temporary or permanent bans on open burning.
3. Local written policies as established by the fire code official.

*(Explanation: Amendments to 307.2, 307.4, 307.4.3, and 307.5 better explain current requirements and recognize that jurisdictions have local established policies that best fit their environments.)*

**\*\*Section 307.3; change to read as follows:**

**307.3 Extinguishment Authority.** When open burning creates or adds to a hazardous situation, or a required permit for open burning has not been obtained, the fire code official is authorized to order the extinguishment of the open burning operation. The fire code official is authorized to order the extinguishment by the permit holder, another person responsible or the fire department of open burning that creates or adds to a hazardous or objectionable situation.

*(Explanation: Provides direction as to responsible parties relative to extinguishment of the subject open burning.)*

**\*\*\*Section 307.4 and 307.4.1; change to read as follows:**

**307.4 Location.** The location for open burning shall not be less than 50 300 feet (15 240 91 440 mm) from any structure, and provisions shall be made to prevent the fire from spreading to within 50 300 feet (15 240 91 440 mm) of any structure.

**Exceptions:** {No change.}



**307.4.1 Bonfires.** A bonfire shall not be conducted within ~~50~~ 300 feet (15-240 91 440 mm), or greater distance as determined by the fire code official, of a structure or combustible material, ~~unless the fire is contained in a barbecue pit.~~ Conditions that could cause a fire to spread within the required setback 50 feet (15-240 mm) of a structure shall be eliminated prior to ignition.

Size of bonfire will help to determine needed fire equipment and apparatus as per permit requirements. (Explanation: To increase the separation distance thereby increasing the safety to adjacent properties, as per applicable TCEQ rules and regulations regarding outdoor burning. Bonfires were added to this requirement to allow the AHJ the ability to match the increased setback utilized for open burning as necessary.)

**\*\*Section 307.4.3, Exceptions; add exception #2 to read as follows:**

**Exceptions:**

1. Portable outdoor fireplaces used at one- and two-family dwellings.
2. Where buildings, balconies and decks are protected by an approved automatic sprinkler system.

(Explanation: To reflect similar allowances for open-flame cooking in these same locations.)

**\*\*Section 307.4.4 and 307.4.5; change to read as follows:**

**307.4.4 Permanent Outdoor Fire pit.** Permanently installed outdoor firepits for recreational fire purposes shall not be installed within 10 feet of a structure or combustible material.

**Exception:** Permanently installed outdoor fireplaces constructed in accordance with the International Residential Code or International Building Code.

**307.4.5 Trench Burns.** Trench burns shall be conducted in air curtain trenches and in accordance with Section 307.2.

(Explanation: To provide a greater level of safety for this potentially hazardous fire exposure condition. Decrease in separation distance allowed for outdoor fire pits due to permanent nature of construction having substantial securement.)

**\*\*Section 307.5; change to read as follows:**

**307.5 Attendance.** Open burning, trench burns, bonfires, recreational fires, and use of portable outdoor fireplaces shall be constantly attended until the... {Remainder of section unchanged}

(Explanation: Adds attendance for trench burns based on previous amendment provision for such.)

**\*\*Section 308.1.4; change to read as follows:**

**308.1.4 Open-flame Cooking Devices.** ~~Charcoal burners and other~~ Open-flame cooking devices, charcoal grills and other similar devices used for cooking shall not be ~~operated~~ located or used on combustible balconies, decks, or within 10 feet (3048 mm) of combustible construction.

**Exceptions:**

1. One- and two-family dwellings where LP-gas containers are limited to a water capacity not greater than 50 pounds (22.68 kg) [nominal 20 pound (9.08 kg) LP-gas capacity] with an aggregate LP-gas capacity not to exceed 100 pounds (5 containers). All LP-gas containers shall be stored outside, as per Chapter 61.
2. Where buildings, balconies and decks are protected by an approved automatic sprinkler system, and LP-gas containers are limited to a water capacity not greater than 50 pounds (22.68 kg)

[nominal 20 pound (9.08 kg) LP-gas capacity], with an aggregate LP-gas capacity not to exceed 40 lbs. (2 containers). All LP-gas containers shall be stored outside, as per Chapter 61.

3. LP-gas cooking devices having LP-gas container with a water capacity not greater than 2-1/2 pounds [nominal 1 pound (0.454 kg) LP-gas capacity].

*(Explanation: Decrease fire risk in multi-family dwellings and minimizes ignition sources and clarify allowable limits for 1 & 2 family dwellings, and allow an expansion for sprinklered multi-family uses. This amendment adds clarification and defines the container size allowed for residences.)*

**\*\*Section 308.1.6.2, Exception #3; change to read as follows:**

3. Torches or flame-producing devices in accordance with Section ~~308.4~~ 308.1.3.

*(Explanation: Section identified in published code is inappropriate.)*

**\*\*Section 308.1.6.3; change to read as follows:**

**308.1.6.3 Sky Lanterns.** A person shall not release or cause to be released an ~~untethered~~ unmanned free-floating device containing an open flame or other heat source, such as but not limited to a sky lantern.

*(Explanation: Eliminates the potential fire hazard presented by utilization of such devices and the potential accidental release of such devices.)*

**\*\*Section 311.5; change to read as follows:**

**311.5 Placards.** ~~Any~~ The fire code official is authorized to require marking of any vacant or abandoned buildings or structures determined to be unsafe pursuant to Section 114 of this code relating to structural or interior hazards, ~~shall be marked~~ as required by Section 311.5.1 through 311.5.5.

*(Explanation: There may be situations where placarding is not desired or necessary; also clarifies intent that it is not the fire code official's responsibility to provide the placard.)*

**\*\*Section 403.4; change to read as follows:**

**403.4 Group E Occupancies.** An approved fire safety and evacuation plan in accordance with Section 404 shall be prepared and maintained for Group E occupancies and for buildings containing both a Group E occupancy and an atrium. A diagram depicting two evacuation routes shall be posted in a conspicuous location in each classroom. Group E occupancies shall also comply with Sections 403.4.1 through 403.4.3.

*(Explanation: The diagrams are intended to assist with egress in such occupancies – specifically, the primary teacher is not always present to assist children with egress. Also, such will help reinforce evacuation drill requirements.)*

**\*\*\*Section 405.5; change to read as follows:**

**405.5 Time.** The fire code official may require an evacuation drill at any time. Drills shall be held at unexpected times and under varying conditions to simulate the unusual conditions that occur in case of fire.

**Exceptions:**

1. {No change.}
2. {No change.}
3. Notification of teachers/staff having supervision of light- or sound-sensitive students/occupants, such as those on the autism spectrum, for the protection of those students/occupants, shall be allowed prior to conducting a drill.

*(Explanation: This change clarifies who may require a fire or evacuation drill, and also allows for consideration/protection of students/occupants who may be severely negatively impacted by the nature of*

a fire alarm notification during a practice drill.)

**\*\*Section 501.4; change to read as follows:**

**501.4 Timing of Installation.** When fire apparatus access roads or a water supply for fire protection is required to be installed for any structure or development, they shall be installed, tested, and approved prior to the time of which construction has progressed beyond completion of the foundation of any structure. , ~~such protection shall be installed and made serviceable prior to and during the time of construction except when approved alternative methods of protection are provided. Temporary street signs shall be installed at each street intersection when construction of new roadways allows passage by vehicles in accordance with Section 505.2.~~

*(Explanation: Reflects current practice in the State relative to ensuring fire department and EMS access during construction, which can be a time of increased frequency for emergency incidents.)*

**\*\*Section 503.1.1; add sentence to read as follows:**

Except for one- or two-family dwellings, the path of measurement shall be along a minimum of a 10 feet (3048 mm) wide unobstructed pathway around the external walls of the structure.

*(Explanation: Recognizes that the hose lay provision can only be measured along a pathway that is wide enough for fire fighter access.)*

**\*\*Section 503.2.1; change to read as follows:**

**503.2.1 Dimensions.** Fire apparatus access roads shall have an unobstructed width of not less than ~~20~~ 24 feet (~~6096 mm~~ 7315 mm), exclusive of shoulders, except for approved security gates in accordance with Section 503.6, and an unobstructed vertical clearance of not less than ~~43 feet 6 inches (4115 mm)~~ 14 feet (4267 mm).

**Exception:** Vertical clearance may be reduced; provided such reduction does not impair access by fire apparatus and approved signs are installed and maintained indicating the established vertical clearance when approved.

*(Explanation: Amendments to 503.2.1 and 503.2.2 recognize that the equipment now used in firefighting is increasing in size. The code already recognizes that larger dimensions may be required under Section*

*503.2.2. The amendments are to standardize the dimensions for this area. With the increase in fire apparatus size, this will allow for the passage of two fire apparatus during a fire or EMS emergency.)*

**\*\*Section 503.2.2; change to read as follows:**

**503.2.2 Authority.** The fire code official shall have the authority to require ~~or permit modifications to the required~~ an increase in the minimum access widths and vertical clearances where they are inadequate for fire or rescue operations or where necessary to meet the public safety objectives of the jurisdiction.

*(Explanation: Amendments to 503.2.1 and 503.2.2 recognize that the equipment now used in firefighting is increasing in size. The code already recognizes that larger dimensions may be required under Section*

*503.2.2. The amendments are to standardize the dimensions for this area. With the increase in fire apparatus size, this will allow for the passage of two fire apparatus during a fire or EMS emergency.)*

**\*\*\*Section 503.2.3; change Section 503.2.3 to read as follows:**

**503.2.3 Surface.** Fire apparatus access roads shall be designed and maintained to support imposed loads of 85,000 Lbs. for fire apparatus and shall be surfaced so as to provide all-weather driving capabilities.

*(Explanation: To address the current size of fire trucks in use – figure derived from DOT requirements for waiver of vehicle exceeding such weight and from current maximum weights of fire trucks being purchased by jurisdictions in Texas.)*

**\*\*Section 503.3; change to read as follows:**

**503.3 Marking.** ~~Where required by the fire code official, approved signs or other approved notices or markings that include the words NO PARKING – FIRE LANE~~ Striping, signs, or other markings, when approved by the *fire code official*, shall be provided for fire apparatus access roads to identify such roads or prohibit the obstruction thereof. ~~The means by which fire lanes are designated~~ Striping, signs and other markings shall be maintained in a clean and legible condition at all times and be replaced or repaired when necessary to provide adequate visibility.

(1) **Striping** – Fire apparatus access roads shall be continuously marked by painted lines of red traffic paint six inches (6") in width to show the boundaries of the lane. The words "NO PARKING FIRE LANE" or "FIRE LANE NO PARKING" shall appear in four inch (4") white letters at 25 feet intervals on the red border markings along both sides of the fire lanes. Where a curb is available, the striping shall be on the vertical face of the curb.

(2) **Signs** – Signs shall read "NO PARKING FIRE LANE" or "FIRE LANE NO PARKING" and shall be 12" wide and 18" high. Signs shall be painted on a white background with letters and borders in red, using not less than 2" lettering. Signs shall be permanently affixed to a stationary post and the bottom of the sign shall be six feet, six inches (6'6") above finished grade. Signs shall be spaced not more than fifty feet (50') apart along both sides of the fire lane. Signs may be installed on permanent buildings or walls or as approved by the Fire Marshal.

*(Explanation: Establishes a standard method of marking and reflects State long-standing practices.)*

**\*\*Section 503.4; change to read as follows:**

**503.4 Obstruction of Fire Apparatus Access Roads.** Fire apparatus access roads shall not be obstructed in any manner, including the parking of vehicles. The minimum widths and clearances established in Section 503.2.1 and 503.2.2 and any area marked as a fire lane as described in Section 503.3 shall be maintained at all times.

*(Explanation: As originally worded, the section implied that vehicles could be parked in the marked fire lane and not be in violation if the minimum width is still maintained. Current accepted enforcement practice is to require the entire marked fire lane to be maintained clear and unobstructed.)*

**\*\*Section 505.1; change to read as follows:**

**505.1 Address Identification.** New and existing buildings shall be provided with approved address identification. The address identification shall be legible and placed in a position that is visible from the street or road fronting the property. Address identification characters shall contrast with their background. Address numbers shall be Arabic numbers or alphabetical letters. Numbers shall not be spelled out. Each character shall be not less than ~~4 inches (102 mm)~~ 6 inches (152.4 mm) high with a minimum stroke width of 1/2 inch (12.7 mm). Where required by the fire code official, address numbers shall be provided in additional approved locations to facilitate emergency response. Where access is by means of a private road, buildings do not immediately front a street, and/or the building cannot be viewed from the public way, a monument, pole or other sign with approved 6 inch (152.4 mm) height building numerals or addresses and 4 inch (101.6 mm) height suite/apartment numerals of a color contrasting with the background of the building or other approved means shall be used to identify the structure. Numerals or addresses shall be posted on a minimum 20 inch (508 mm) by 30 inch (762 mm) background on border.  
Address identification shall be maintained.

**Exception:** R-3 Single Family occupancies shall have approved numerals of a minimum 3 ½ inches (88.9 mm) in height and a color contrasting with the background clearly visible and legible from the

street fronting the property and rear alleyway where such alleyway exists.

*(Explanation: To increase the minimum addressing requirements for commercial properties and establish a minimum for single-family residential properties such improves legibility of these signs which are critical to emergency response in a more timely manner.)*

**\*\*\* Section 507.1.1; Add to read as follows:**

**507.1.1 Water Supply.** The approved water supply for the fire protection water shall be a standalone system and not in combination with the domestic water line. Separate tap connections shall be made for each.

**\*\*Section 507.4; change to read as follows:**

**507.4 Water Supply Test Date and Information.** The water supply test used for hydraulic calculation of fire protection systems shall be conducted in accordance with NFPA 291 "Recommended Practice for Fire Flow Testing and Marking of Hydrants" and within one year of sprinkler plan submittal. The fire code official shall be notified prior to the water supply test. Water supply tests shall be witnessed by the fire code official, as required or approved documentation of the test shall be provided to the fire code official prior to final approval of the water supply system. The exact location of the static/residual hydrant and the flow hydrant shall be indicated on the design drawings. All fire protection plan submittals shall be accompanied by a hard copy of the water-flow test report, or as approved by the fire code official. The report must indicate the dominant water tank level at the time of the test and the maximum and minimum operating levels of the tank, as well, or identify applicable water supply fluctuation. The licensed contractor must then design the fire protection system based on this fluctuation information, as per the applicable referenced NFPA standard. Reference Section 903.3.5 for additional design requirements.

*(Explanation: Clarifies intent of the test to ensure contractor accounts for water supply fluctuations.)*

**\*\*Section 507.5.4; change to read as follows:**

**507.5.4 Obstruction.** Unobstructed access to fire hydrants shall be maintained at all times. Posts, fences, vehicles, growth, trash, storage and other materials or objects shall not be placed or kept near fire hydrants, fire department inlet connections or fire protection system control valves in a manner that would prevent such equipment or fire hydrants from being immediately discernible. The fire department shall not be deterred or hindered from gaining immediate access to fire protection equipment or fire hydrants.

*(Explanation: Additional guidance based on legacy language to ensure these critical devices are available in an emergency incident.)*

**\*\*Section 509.1.2; add to read as follows:**

**509.1.2 Sign Requirements.** Unless more stringent requirements apply, lettering for signs required by this section shall have a minimum height of 2 inches (50.8 mm) when located inside a building and 4 inches (101.6 mm) when located outside, or as approved by the fire code official. The letters shall be of a color that contrasts with the background.

*(Explanation: Provides direction as to appropriate sign criteria to develop local and State consistency in this regard.)*

**\*\*\*Section 605.4 through 605.4.2.2; change to read as follows:**

**605.4 Fuel oil storage systems.** Fuel oil storage systems for building heating systems shall be installed and maintained in accordance with this code. Tanks and fuel-oil piping systems shall be installed in accordance with Chapter 13 of the *International Mechanical Code* and Chapter 57.

**605.4.1 Fuel oil storage in outside, above-ground tanks.** Where connected to a fuel-oil piping system, the maximum amount of fuel oil storage allowed outside above ground without additional

protection shall be 660 gallons (2498 L). The storage of fuel oil above ground in quantities exceeding 660 gallons (2498 L) shall comply with NFPA 31 and Chapter 57.

**605.4.1.1 Approval.** Outdoor fuel oil storage tanks shall be in accordance with UL 142 or UL 2085, and also listed as double-wall/secondary containment tanks.

**605.4.2 Fuel oil storage inside buildings.** Fuel oil storage inside buildings shall comply with Sections 605.4.2.2 through 605.4.2.8 ~~or~~ and Chapter 57.

**605.4.2.1 Approval.** Indoor fuel oil storage tanks shall be in accordance with UL 80, UL 142 or UL 2085.

**605.4.2.2 Quantity limits.** One or more fuel oil storage tanks containing Class II or III *combustible liquid* shall be permitted in a building. The aggregate capacity of all tanks shall not exceed the following:

1. 660 gallons (2498 L) in unsprinklered buildings, where stored in a tank complying with UL 80, UL 142 or UL 2085, and also listed as a double-wall/secondary containment tank for Class II liquids.
2. 1,320 gallons (4996 L) in buildings equipped with an *automatic sprinkler* system in accordance with Section 903.3.1.1, where stored in a tank complying with UL 142 or UL 2085. The tank shall be listed as a secondary containment tank, and the secondary containment shall be monitored visually or automatically.
3. 3,000 gallons (11 356 L) in buildings equipped with an *automatic sprinkler* system in accordance with Section 903.3.1.1, where stored in protected above-ground tanks complying with UL 2085 and Section 5704.2.9.7. The tank shall be listed as a secondary containment tank, as required by UL 2085, and the secondary containment shall be monitored visually or automatically.

*(Explanation: Issues addressed by Chapter 57, such as venting to outside of buildings, remote fill to outside of building, overfill protection, physical protection, etc., are not included in Section 605.4, so compliance with Chapter 57 is also required. We removed the applicability to heating systems only from the charging statement based on this more prudent method of diesel storage for generators, boilers, fire pumps and other fuel-fired equipment inside buildings without requiring Group H occupancy classification – this is now established practice in the State of Texas as well.)*

**\*\*Section 807.5.2.2 and 807.5.2.3 applicable to Group E occupancies; change to read as follows:**

**807.5.2.2 Artwork in Corridors.** Artwork and teaching materials shall be limited on the walls of corridors to not more than 20 percent of the wall area. Such materials shall not be continuous from floor to ceiling or wall to wall. Curtains, draperies, wall hangings, and other decorative material suspended from the walls or ceilings shall meet the flame propagation performance criteria of NFPA 701 in accordance with Section 807 or be noncombustible.

**Exception:** Corridors protected by an approved automatic sprinkler system installed in accordance with Section 903.3.1.1 shall be limited to 50 percent of the wall area.

**807.5.2.3 Artwork in Classrooms.** Artwork and teaching materials shall be limited on walls of classrooms to not more than 50 percent of the specific wall area to which they are attached. Curtains, draperies, wall hangings and other decorative material suspended from the walls or ceilings shall meet the flame propagation performance criteria of NFPA 701 in accordance with Section 807 or be noncombustible.

*(Explanation: This change allows an increase in wall coverage due to the presence of sprinklers. Also provides additional guidance relative to fire resistance requirements in these areas.)*

**\*\*Section 807.5.5.2 and 807.5.5.3 applicable to Group I-4 occupancies; change to read as follows:**

**807.5.5.2 Artwork in Corridors.** Artwork and teaching materials shall be limited on the walls of corridors to not more than 20 percent of the wall area. Such materials shall not be continuous from floor to ceiling or wall to wall. Curtains, draperies, wall hangings and other decorative material suspended from the walls or ceilings shall meet the flame propagation performance criteria of NFPA 701 in accordance with Section 807 or be noncombustible.

**Exception:** Corridors protected by an approved automatic sprinkler system installed in accordance with Section 903.3.1.1 shall be limited to 50 percent of the wall area.

**807.5.5.3 Artwork in Classrooms.** Artwork and teaching materials shall be limited on walls of classrooms to not more than 50 percent of the specific wall area to which they are attached. Curtains, draperies, wall hangings and other decorative material suspended from the walls or ceilings shall meet the flame propagation performance criteria of NFPA 701 in accordance with Section 807 or be noncombustible.

*(Explanation: This change allows an increase in wall coverage due to the presence of sprinklers. Also provides additional guidance relative to fire resistance requirements in these areas.)*

**\*\*Section 901.6.1.1; add to read as follows:**

**901.6.1.1 Standpipe Testing.** Building owners/managers must maintain and test standpipe systems as per NFPA 25 requirements. The following additional requirements shall be applied to the testing that is required every 5 years:

1. The piping between the Fire Department Connection (FDC) and the standpipe shall be back-flushed or inspected by approved camera when foreign material is present or when caps are missing, and also hydrostatically tested for all FDC's on any type of standpipe system. Hydrostatic testing shall also be conducted in accordance with NFPA 25 requirements for the different types of standpipe systems.
2. For any manual (dry or wet) standpipe system not having an automatic water supply capable of flowing water through the standpipe, the tester shall connect hose from a fire hydrant or portable pumping system (as approved by the fire code official) to each FDC, and flow water through the standpipe system to the roof outlet to verify that each inlet connection functions properly. Confirm that there are no open hose valves prior to introducing water into a dry standpipe. There is no required pressure criteria at the outlet. Verify that check valves function properly and that there are no closed control valves on the system.
3. Any pressure relief, reducing, or control valves shall be tested in accordance with the requirements of NFPA 25. All hose valves shall be exercised.
4. If the FDC is not already provided with approved caps, the contractor shall install such caps for all FDC's as required by the fire code official.
5. Upon successful completion of standpipe test, place a blue tag (as per Texas Administrative Code, Fire Sprinkler Rules for Inspection, Test and Maintenance Service (ITM) Tag) at the bottom of each standpipe riser in the building. The tag shall be check-marked as "Fifth Year" for Type of ITM, and the note on the back of the tag shall read "5 Year Standpipe Test" at a minimum.
6. The procedures required by Texas Administrative Code Fire Sprinkler Rules with regard to Yellow Tags and Red Tags or any deficiencies noted during the testing, including the required notification of the local Authority Having Jurisdiction (fire code official) shall be followed.
7. Additionally, records of the testing shall be maintained by the owner and contractor, if applicable, as required by the State Rules mentioned above and NFPA 25.

8. Standpipe system tests where water will be flowed external to the building shall not be conducted during freezing conditions or during the day prior to expected night time freezing conditions.
9. Contact the fire code official for requests to remove existing fire hose from Class II and III standpipe systems where employees are not trained in the utilization of this firefighting equipment. All standpipe hose valves must remain in place and be provided with an approved cap and chain when approval is given to remove hose by the fire code official.

*(Explanation: Increases the reliability of the fire protection system and re-emphasizes the requirements of NFPA 25 relative to standpipe systems, as well as ensuring that FDC connections are similarly tested/maintained to ensure operation in an emergency incident.)*

**\*\*Section 901.6.4; add to read as follows:**

**901.6.4 False Alarms and Nuisance Alarms.** False alarms and nuisance alarms shall not be given, signaled or transmitted or caused or permitted to be given, signaled or transmitted in any manner.

*(Explanation: Places the responsibility on the business or property owner to maintain their fire alarm systems in approved condition. Allows the enforcement of "prohibition of false alarms". Replaces text lost from the legacy codes that helps to ensure the maintenance of life safety systems.)*

**\*\*Section 901.7; change to read as follows:**

**901.7 Systems Out of Service.** Where a required fire protection system is out of service or in the event of an excessive number of activations, the fire department and the fire code official shall be notified immediately and, where required by the fire code official, the building shall either be evacuated or an approved fire watch shall be provided for all occupants left unprotected by the shut down until the fire protection system has been returned to service. ... {Remaining text unchanged}

*(Explanation: Gives fire code official more discretion with regards to enforcement of facilities experiencing nuisance alarm or fire protection system activations necessitating correction/repair/replacement. The intent of the amendment is to allow local jurisdictions to enforce fire watches, etc., where needed to ensure safety of occupants where fire protection systems are experiencing multiple nuisance activations.)*

**\*\*Section 903.1.1; change to read as follows:**

**903.1.1 Alternative Protection.** Alternative automatic fire-extinguishing systems complying with Section 904 shall be permitted ~~instead of~~ in addition to automatic sprinkler protection where recognized by the applicable standard ~~and, or as~~ approved by the fire code official.

*(Explanation: Such alternative systems do not provide the reliability of automatic sprinkler protection. Most gaseous type systems are highly susceptible to open doors, ceiling or floor tile removal, etc. However, an applicant could pursue an Alternate Method request to help mitigate the reliability issues with these alternative systems with the fire code official if so desired, or there may be circumstances in which the fire code official is acceptable to allowing an alternate system in lieu of sprinklers, such as kitchen hoods or paint booths.)*

**\*\*Section 903.2; add paragraph to read as follows and delete the Exception for telecommunications buildings:**

Automatic Sprinklers shall not be installed in elevator machine rooms, elevator machine spaces, and elevator hoist-ways, other than pits where such sprinklers would not necessitate shunt trip requirements under any circumstances. Storage shall not be allowed within the elevator machine room. Signage shall be provided at the entry doors to the elevator machine room indicating "ELEVATOR MACHINERY – NO STORAGE ALLOWED."



*(Explanation: Firefighter and public safety. This amendment eliminates the shunt trip requirement of the International Building Code Section 3005.5 for the purpose of elevator passenger and firefighter safety. This amendment is contingent on the Building Code amendment eliminating the Exceptions to Section 3005.4, such that passive fire barriers for these areas are maintained. The exception deletion is due to the fact that such telecom areas pose an undue fire risk to the structural integrity of the building.)*

**\*\*\*Section 903.2.4.2; change to read as follows:**

**903.2.4.2 Group F-1 distilled spirits.** An automatic sprinkler system shall be provided throughout a Group F-1 fire area used for the manufacture of distilled spirits involving more than 120 gallons of distilled spirits (>16% alcohol) in the fire area at any one time.

*(Explanation: To establish a sprinkler criteria limit based on existing maximum allowable quantities provided for flammable liquids in a non-sprinklered space from Chapter 50 and allow very small distillery type operations without sprinkler requirements as has been historically allowed.)*

**\*\*\*Section 903.2.9.3; change to read as follows:**

**903.2.9.3 Group S-1 distilled spirits or wine.** An automatic sprinkler system shall be provided throughout a Group S-1 fire area used for the bulk storage of distilled spirits or wine involving more than 120 gallons of distilled spirits or wine (>16% alcohol) in the fire area at any one time.

*(Explanation: To establish a sprinkler criteria limit based on existing maximum allowable quantities provided for flammable liquids in a non-sprinklered space from Chapter 50 and allow very small storage operations without sprinkler requirements as has been historically allowed.)*

**\*\*Section 903.2.9.4 and 903.2.9.5; delete exception to 903.2.9.4 and add Section 903.2.9.5 to read as follows:**

**903.2.9.5 Self-Service Storage Facility.** An automatic sprinkler system shall be installed throughout all self-service storage facilities.

*(Explanation: Fire departments are unable to regularly inspect the interior of these commercial occupancies and are unaware of the contents being stored. Previous allowance to separate units by fire barriers is difficult to enforce maintenance after opening.)*

**Section 903.2.11; change 903.2.11.3 and add 903.2.11.7, 903.2.11.8, and 903.2.11.9 as follows:**

**903.2.11.3 Buildings 55 35 feet or more in height.** An automatic sprinkler system shall be installed throughout buildings that have one or more stories with an occupant load of 30 or more, other than penthouses in compliance with Section 1511 of the International Building Code, located 55 35 feet (46 764 10 668 mm) or more above the lowest level of fire department vehicle access, measured to the finished floor.

**Exception:**

1. Occupancies in Group F-2.

**903.2.11.7 High-Piled Combustible Storage.** For any building with a clear height exceeding 12 feet (4572 mm), see Chapter 32 to determine if those provisions apply.

**903.2.11.8 Spray Booths and Rooms.** New and existing spray booths and spraying rooms shall be protected by an approved automatic fire-extinguishing system.

**903.2.11.9 Buildings Over 6,000 sq. ft.** An automatic sprinkler system shall be installed throughout all buildings with a building area 6,000 sq. ft. or greater and in all existing buildings that are enlarged to

be 6,000 sq. ft. or greater. For the purpose of this provision, fire walls shall not define separate buildings.

**Exception:** Open parking garages in compliance with Section 406.5 of the *International Building Code* where all of the following conditions apply:

- a. The structure is freestanding.
- b. The structure does not contain any mixed uses, accessory uses, storage rooms, electrical rooms, elevators or spaces used or occupied for anything other than motor vehicle parking.
- c. The structure does not exceed 3 stories.
- d. An approved fire apparatus access road is provided around the entire structure

*(Explanation: Provides jurisdictions options as to their desired level of sprinkler protection based on multiple factors including firefighting philosophies/capabilities.)*

**\*\*Section 903.3.1.1.1; change to read as follows:**

**903.3.1.1.1 Exempt Locations.** When approved by the fire code official, automatic sprinklers shall not be required in the following rooms or areas where such ... *{text unchanged}*... because it is damp, of fire-resistance-rated construction or contains electrical equipment.

1. Any room where the application of water, or flame and water, constitutes a serious life or fire hazard.
2. Any room or space where sprinklers are considered undesirable because of the nature of the contents, where approved by the fire code official.
3. Generator and transformer rooms, under the direct control of a public utility, separated from the remainder of the building by walls and floor/ceiling or roof/ceiling assemblies having a fire-resistance rating of not less than 2 hours.
4. ~~Rooms or areas that are of noncombustible construction with wholly noncombustible contents.~~
5. ~~Fire service access.~~ Elevator machine rooms, and machinery spaces, and hoist-ways, other than pits where such sprinklers would not necessitate shunt trip requirements under any circumstances.
6. {Delete.}

*(Explanation: Gives more direction to code official. Exception 4 deleted to provide protection where fire risks are poorly addressed. Amendment 903.2 addresses Exception 5 above relative to the elimination of sprinkler protection in these areas to avoid the shunt trip requirement.)*

**\*\*\*Section 903.3.1.2; change to read as follows:**

**903.3.1.2 NFPA 13R sprinkler systems.** Automatic sprinkler systems in Group R occupancies shall be permitted to be installed throughout in accordance with NFPA 13R where the Group R occupancy meets all of the following conditions:

1. Four stories or less above grade plane.
2. The floor level of the highest story is ~~30~~ 35 feet (9144 10668 mm) or less above the lowest level of fire department vehicle access.
3. The floor level of the lowest story is ~~30~~ 35 feet (9144 10668 mm) or less below the lowest level of fire department vehicle access.

{No change to remainder of section.}

*(Explanation: The change to the 2021 IFC over-reached to limit 13R systems to 30 ft. high at topmost floor level, which basically results in limiting 13R systems to 3 story buildings in reality. This change to 35 ft. would still allow 13R systems in 4 story apartment buildings, as has been allowed historically and as intended by 13R's scope.)*

**\*\*\*Section 903.3.1.2.2; change to read as follows:**

**903.3.1.2.2 Corridors and balconies in the means of egress.** Sprinkler protection shall be provided in all corridors and for all balconies. ~~in the means of egress where any of the following conditions apply:~~  
{Delete the rest of this section.}

*(Explanation: Corridor protection is critical to the means of egress, and corridors are regularly utilized for miscellaneous storage, fixtures, artwork, food kiosks and beverage dispensers, and furnishings. Balcony protection is required due to issues with fire exposure via soffit vents and the potential for significant combustible loading.)*

**\*\*Section 903.3.1.2.3; delete section and replace as follows:**

**Section 903.3.1.2.3 Attached Garages and Attics.** Sprinkler protection is required in attached garages, and in the following attic spaces:

1. Attics that are used or intended for living purposes or storage shall be protected by an automatic sprinkler system.
2. Where fuel-fired equipment is installed in an unsprinklered attic, not fewer than one quick-response intermediate temperature sprinkler shall be installed above the equipment.
3. Attic spaces of buildings that are two or more stories in height above grade plane or above the lowest level of fire department vehicle access.
4. Group R-4, Condition 2 occupancy attics not required by Item 1 or 3 to have sprinklers shall comply with one of the following:
  - 4.1. Provide automatic sprinkler system protection.
  - 4.2. Provide a heat detection system throughout the attic that is arranged to activate the building fire alarm system.
  - 4.3. Construct the attic using noncombustible materials.
  - 4.4. Construct the attic using fire-retardant-treated wood complying with Section 2303.2 of the International Building Code.
  - 4.5. ~~Fill the attic with noncombustible insulation.~~

*(Explanation: Attic protection is required due to issues with fire exposure via soffit vents, as well as firefighter safety. Several jurisdictions indicated experience with un-protected attic fires resulting in displacement of all building occupants. NFPA 13 provides for applicable attic sprinkler protection requirements, as well as exemptions to such, based on noncombustible construction, etc. Attached garages already require sprinklers via NFPA 13R – this amendment just re-emphasizes the requirement.)*

**\*\*Section 903.3.1.3; change to read as follows:**

**903.3.1.3 NFPA 13D Sprinkler Systems.** Automatic sprinkler systems installed in one- and two-family dwellings; Group R-3; Group R-4, Condition 1; and townhouses shall be permitted to be installed throughout in accordance with NFPA 13D or in accordance with state law.

*(Explanation: To allow the use of the Plumbing section of the International Residential Code (IRC) and recognize current state stipulations in this regard.)*

**\*\*Section 903.3.1.4; add to read as follows:**

**903.3.1.4 Freeze protection.** Freeze protection systems for automatic fire sprinkler systems shall be in accordance with the requirements of the applicable referenced NFPA standard and this section.

**903.3.1.4.1 Attics.** Only dry-pipe, pre-action, or listed antifreeze automatic fire sprinkler systems shall be allowed to protect attic spaces.

**Exception:** Wet-pipe fire sprinkler systems shall be allowed to protect non-ventilated attic spaces where:

1. The attic sprinklers are supplied by a separate floor control valve assembly to allow ease of draining the attic system without impairing sprinklers throughout the rest of the building, and
2. Adequate heat shall be provided for freeze protection as per the applicable referenced NFPA standard, and
3. The attic space is a part of the building's thermal, or heat, envelope, such that insulation is provided at the roof deck, rather than at the ceiling level.

**903.3.1.4.2 Heat trace/insulation.** Heat trace/insulation shall only be allowed where approved by

the fire code official for small sections of large diameter water-filled pipe.

*(Explanation: severe winters brought to light several issues with current practices for placing fire sprinklers in attics, not the least of which was wet-pipe sprinklers in ventilated attics provided with space heaters, etc. for freeze protection of such piping. This practice is not acceptable for the protection of water-filled piping in a ventilated attic space as it does not provide a reliable means of maintaining the minimum 40 degrees required by NFPA, wastes energy, and presents a potential ignition source to the attic space. Listed antifreeze is specifically included because NFPA currently allows such even though there is no currently listed antifreeze at the time of development of these amendments. The intent of this amendment is to help reduce the large number of freeze breaks that have occurred in the past with water-filled wet-pipe sprinkler systems in the future, most specifically in attic spaces.)*

**\*\*Section 903.3.5; add a second paragraph to read as follows:**

Water supply as required for such systems shall be provided in conformance with the supply requirements of the respective NFPA standards; however, every water-based fire protection system shall be designed with a 10 psi safety factor. Reference Section 507.4 for additional design requirements.

*(Explanation: To define uniform safety factor for the State.)*

**\*\*Section 903.4; add a second paragraph after the exceptions to read as follows:**

Sprinkler and standpipe system water-flow detectors shall be provided for each floor tap to the sprinkler system and shall cause an alarm upon detection of water flow for more than 45 seconds. All control valves in the sprinkler and standpipe systems except for fire department hose connection valves shall be electrically supervised to initiate a supervisory signal at the central station upon tampering.

*(Explanation: To avoid significant water losses. Consistent with amendment to IFC 905.9.)*

**\*\*Section 903.4.2; add second paragraph to read as follows:**

The alarm device required on the exterior of the building shall be a weatherproof horn/strobe notification appliance with a minimum 75 candela strobe rating, installed as close as practicable to the fire department connection.

*(Explanation: Fire department connections are not always located at the riser; this allows the fire department faster access and ease of recognition of the FDC location, especially at night.)*

**\*\*Section 905.3.9; add to read as follows:**

**905.3.9 Buildings Exceeding 10,000 sq. ft.** In buildings exceeding 10,000 square feet in area per story and where any portion of the building's interior area is more than 200 feet (60960 mm) of travel, vertically and horizontally, from the nearest point of fire department vehicle access. Class I automatic wet or manual wet standpipes shall be provided.

**Exceptions:**

1. Automatic dry, semi-automatic dry, and manual dry standpipes are allowed as provided for in NFPA 14 where approved by the fire code official.
2. R-2 occupancies of four stories or less in height having no interior corridors.

*(Explanation: Allows for the rapid deployment of hose lines to the body of the fire in larger structures.)*

**\*\*Section 905.4; change Item 1, 3, and 5, and add Item 7 to read as follows:**

1. In every required ~~interior~~ exit stairway, a hose connection shall be provided for each story above and below grade plane. Hose connections shall be located at an intermediate landing between stories, unless otherwise approved by the fire code official.

**Exception:** {No change.}

2. {No change.}
3. In every exit passageway, at the entrance from the exit passageway to other areas of a building.  
**Exception:** Where floor areas adjacent to an exit passageway are reachable from an interior exit stairway hose connection by a {remainder of text unchanged}
4. {No change.}
5. Where the roof has a slope less than 4 units vertical in 12 units horizontal (33.3-percent slope), each standpipe shall be provided with a two-way a-hose connection shall be located to serve the roof or at the highest landing of an interior exit stairway with stair access to the roof provided in accordance with Section 1011.12.
6. {No change.}
7. When required by this Chapter, standpipe connections shall be placed adjacent to all required exits to the structure and at two hundred feet (200') intervals along major corridors thereafter, or as otherwise approved by the fire code official.

*(Explanation: Item 1, 3, and 5 amendments to remove 'interior' will help to clarify that such connections are required for all 'exit' stairways, to ensure firefighter capabilities are not diminished in these tall buildings, simply because the stair is on the exterior of the building. Item 5 reduces the amount of pressure required to facilitate testing, and provides backup protection for fire fighter safety. Item 7 allows for the rapid deployment of hose lines to the body of the fire.)*

**\*\*\*Section 905.8; change to read as follows:**

**905.8 Dry standpipes.** Dry standpipes shall not be installed.

**Exception:** Where subject to freezing and in accordance with NFPA 14. Additionally, manual dry standpipe systems shall be supervised with a minimum of 10 psig and a maximum of 40 psig air pressure with a high/low Supervisory alarm.

*(Explanation: To define manual dry standpipe supervision requirements. Helps ensure the integrity of the standpipe system via supervision, such that open hose valves will result in a supervisory low air alarm. NFPA 14 requires supervisory air for such, but does not provide pressure criteria for what that means. This is a long-standing State requirement.)*

**\*\*Section 905.9; add a second paragraph after the exceptions to read as follows:**

Sprinkler and standpipe system water-flow detectors shall be provided for each floor tap to the sprinkler system and shall cause an alarm upon detection of water flow for more than 45 seconds. All control valves in the sprinkler and standpipe systems except for fire department hose connection valves shall be electrically supervised to initiate a supervisory signal at the central station upon tampering.

*(Explanation: To avoid significant water losses. Consistent with amendment to IFC 903.4.)*

**\*\*\*Section 906.1(1); delete Exception 3 as follows:**

~~3. In storage areas of Group S occupancies where forklift, powered industrial truck or powered cart operators are the primary occupants, fixed extinguishers, as specified in NFPA 10, shall not be required where in accordance with all of the following:~~

- ~~3.1. Use of vehicle-mounted extinguishers shall be approved by the fire code official.~~
- ~~3.2. Each vehicle shall be equipped with a 10-pound, 40A:80B:C extinguisher affixed to the vehicle using a mounting bracket approved by the extinguisher manufacturer or the fire code official for vehicular use.~~
- ~~3.3. Not less than two spare extinguishers of equal or greater rating shall be available on-site to replace a discharged extinguisher.~~
- ~~3.4. Vehicle operators shall be trained in the proper operation, use and inspection of extinguishers.~~
- ~~3.5. Inspections of vehicle-mounted extinguishers shall be performed daily.~~

*(Explanation: This provision of only having vehicle-mounted fire extinguishers is not consistent with historical practice of requiring extinguishers throughout based on travel distance. Often times, the vehicle is what has caused the incident and/or may be the source of the incident, so having the extinguisher vehicle-mounted results in greater potential injury of the user. This assumes the only occupants in the building are on a vehicle, which again, significantly reduces access to fire extinguishers throughout the building to other occupants. Future use of the building/tenancy may change further complicating the issue.)*

## **Section 907.1.2 Fire Alarm Shop Drawings; Add the following**

**\*\*\* 907.1.2.1 Device Map.** All new fire alarm systems that contains 20 or more detection devices, the devices must be identified on the exterior of the device and a waterproof map showing the location of the notification devices must be maintained at the FACP.

*(Explanation: To assist fire department personnel to be able to rapidly identify the location of the device that is in notification to expedite mitigation of the incident*

## **\*\*Section 907.1.4; add to read as follows:**

**907.1.4 Design Standards.** Where a new fire alarm system is installed, the devices shall be addressable. Fire alarm systems utilizing more than 20 smoke detectors shall have analog initiating devices.

*(Explanation: Provides for the ability of descriptive identification of alarms, and reduces need for panel replacement in the future. Change of terminology allows for reference back to definitions of NFPA 72.)*

## **\*\*Section 907.2.1; change to read as follows:**

**907.2.1 Group A.** A manual fire alarm system that activates the occupant notification system in accordance with Section 907.5 shall be installed in Group A occupancies ~~where the having an occupant load due to the assembly occupancy is of 300 or more persons~~, or where the ~~Group A~~ occupant load is more than 100 persons above or below the *lowest level of exit discharge*. Group A occupancies not separated from one another in accordance with Section 707.3.10 of the *International Building Code* shall be considered as a single occupancy for the purposes of applying this section. Portions of Group E occupancies occupied for assembly purposes shall be provided with a fire alarm system as required for the Group E occupancy.

**Exception:** {No change.}

Activation of fire alarm notification appliances shall:

1. Cause illumination of the *means of egress* with light of not less than 1 foot-candle (11 lux) at the walking surface level, and
2. Stop any conflicting or confusing sounds and visual distractions.

*(Explanation: Increases the requirement to be consistent with Group B requirement. Also addresses issue found in Group A occupancies of reduced lighting levels and other A/V equipment that distracts from fire alarm notification devices or reduces ability of fire alarm system to notify occupants of the emergency condition.)*

**\*\*Section 907.2.3; change to read as follows:**

**907.2.3 Group E.** A manual fire alarm system that initiates the occupant notification signal utilizing an emergency voice/alarm communication system meeting the requirements of Section 907.5.2.2 and installed in accordance with Section 907.6 shall be installed in Group E educational occupancies. When *automatic sprinkler systems* or smoke detectors are installed, such systems or detectors shall be connected to the building fire alarm system. An approved smoke detection system shall be installed in Group E day care occupancies. Unless separated by a minimum of 100' open space, all buildings, whether portable buildings or the main building, will be considered one building for alarm occupant load consideration and interconnection of alarm systems.

**Exceptions:**

1. {No change.}
- 1.1. Residential In-Home day care with not more than 12 children may use interconnected single station detectors in all habitable rooms. (For care of more than five children 2 1/2 or less years of age, see Section 907.2.6.)

{No change to remainder of exceptions.}

*(Explanation: To distinguish educational from day care occupancy minimum protection requirements. Further, to define threshold at which portable buildings are considered a separate building for the purposes of alarm systems. Exceptions provide consistency with State law concerning such occupancies.)*

**\*\*\*Section 907.2.10; change to read as follows:**

**907.2.10 Group S.** A manual fire alarm system that activates the occupant notification system in accordance with Section 907.5 shall be installed in Group S public- and self-storage occupancies ~~three stories or greater in height~~ for interior corridors and interior common areas. Visible notification appliances are not required within storage units.

Exception: {No change.}

*(Explanation: Because of the potential unknown fire load and hazards in self-storage type facilities, which could include flammable liquids for instance, as well as other hazardous materials, prompt evacuation in the event of fire alarm is needed; therefore, notification in the corridors/common areas is critical to all such occupancies, regardless of height.)*

**\*\*Section 907.2.13, Exception 3. Change to read as follows:**

3. Open air portions of buildings with an occupancy in Group A-5 in accordance with Section 303.1 of the *International Building Code*; however, this exception does not apply to accessory uses including but not limited to sky boxes, restaurants, and similarly enclosed areas.

*(Explanation: To indicate that enclosed areas within open air seating type occupancies are not exempted from automatic fire alarm system requirements.)*

**\*\*Section 907.4.2.7; add to read as follows:**

**907.4.2.7 Type.** Manual alarm initiating devices shall be an approved double action type.

*(Explanation: Helps to reduce false alarms.)*

**\*\*Section 907.6.1.1; add to read as follows:**

**907.6.1.1 Wiring Installation.** All fire alarm systems shall be installed in such a manner that a failure of any single initiating device or single open in an initiating circuit conductor will not interfere with the normal operation of other such devices. All signaling line circuits (SLC) shall be installed in such a way that a single open will not interfere with the operation of any addressable devices (Class A). Outgoing and return SLC conductors shall be installed in accordance with NFPA 72 requirements for Class A circuits and shall have a minimum of four feet separation horizontal and one foot vertical between supply and return circuit conductors. The initiating device circuit (IDC) from a signaling line circuit interface device may be wired Class B, provided the distance from the interface device to the initiating device is ten feet or less.

*(Explanation: To provide uniformity in system specifications and guidance to design engineers. Improves reliability of fire alarm devices and systems.)*

**\*\*Section 907.6.3; delete all four Exceptions.**

*(Explanation: To assist responding personnel in locating the emergency event for all fire alarm systems. This is moved from 907.6.5.3 in the 2018 IFC and reworded to match new code language and sections.)*

**\*\*Section 907.6.6; add sentence at end of paragraph to read as follows:**

See 907.6.3 for the required information transmitted to the supervising station.

*(Explanation: To assist responding personnel in locating the emergency event for all fire alarm systems. This was moved from 907.6.5.3 in the 2012 IFC and reworded to match new code language and sections (legacy language).)*

**\*\*Section 910.2; change Exceptions 2. and 3. to read as follows:**

2. Only manual smoke and heat removal shall not be required in areas of buildings equipped with early suppression fast-response (ESFR) sprinklers. Automatic smoke and heat removal is prohibited.
3. Only manual smoke and heat removal shall not be required in areas of buildings equipped with control mode special application sprinklers with a response time index of  $50(m^2S)^{1/2}$  or less that are listed to control a fire in stored commodities with 12 or fewer sprinklers. Automatic smoke and heat removal is prohibited.

*(Explanation: Allows the fire department to control the smoke and heat during and after a fire event, while still prohibiting such systems from being automatically activated, which is a potential detriment to the particular sprinkler systems indicated.)*

**\*\*Section 910.2.3; add to read as follows:**

**910.2.3 Group H.** Buildings and portions thereof used as a Group H occupancy as follows:

1. In occupancies classified as Group H-2 or H-3, any of which are more than 15,000 square feet (1394 m<sup>2</sup>) in single floor area.

**Exception:** Buildings of noncombustible construction containing only noncombustible materials.



2. In areas of buildings in Group H used for storing Class 2, 3, and 4 liquid and solid oxidizers, Class 1 and unclassified detonable organic peroxides, Class 3 and 4 unstable (reactive) materials, or Class 2 or 3 water-reactive materials as required for a high-hazard commodity classification.

**Exception:** Buildings of noncombustible construction containing only noncombustible materials.

*(Explanation: Maintains a fire protection device utilized in such occupancies where it is sometimes necessary to allow chemicals to burn out, rather than extinguish..)*

**\*\*Section 910.4.3.1; change to read as follows:**

**910.4.3.1 Makeup Air.** Makeup air openings shall be provided within 6 feet (1829 mm) of the floor level. Operation of makeup air openings shall be ~~manual or~~ automatic. The minimum gross area of makeup air inlets shall be 8 square feet per 1,000 cubic feet per minute (0.74 m<sup>2</sup> per 0.4719 m<sup>3</sup>/s) of smoke exhaust.

*(Explanation: Makeup air has been required to be automatic in this State when mechanical smoke exhaust systems are proposed. This allows such systems to be activated from the smoke control panel by first responders without having to physically go around the exterior of the building opening doors manually. Not having Makeup Air requires a significant number of first responders on scene to conduct this operation and significantly delays activation and/or capability of the smoke exhaust system.)*

**\*\*Section 912.2.3; add to read as follows:**

**912.2.3 Hydrant Distance.** An approved fire hydrant shall be located within 100 feet of the fire department connection as the fire hose lays along an unobstructed path, measured as common lay.

*(Explanation: To accommodate limited hose lengths, improve response times where the FDC is needed to achieve fire control, and improve ease of locating a fire hydrant in those situations also. Also, consistent with NFPA 14 criteria.)*

**\*\*Section 913.2.1; add second paragraph and exception to read as follows:**

When located on the ground level at an exterior wall, the fire pump room shall be provided with an exterior fire department access door that is not less than 3 ft. in width and 6 ft. – 8 in. in height, regardless of any interior doors that are provided. A key box shall be provided at this door, as required by Section 506.1.

**Exception:** When it is necessary to locate the fire pump room on other levels or not at an exterior wall, the corridor leading to the fire pump room access from the exterior of the building shall be provided with equivalent fire resistance as that required for the pump room, or as approved by the fire code official. Access keys shall be provided in the key box as required by Section 506.1.

*(Explanation: This requirement allows fire fighters safer access to the fire pump room. The requirement allows access without being required to enter the building and locate the fire pump room interior access door during a fire event. The exception recognizes that this will not always be a feasible design scenario for some buildings, and as such, provides an acceptable alternative to protect the pathway to the fire pump room.)*

**\*\*Section 914.3.1.2; change to read as follows:**

**914.3.1.2 Water Supply to required Fire Pumps.** In all buildings that are more than ~~420~~ 120 feet (~~128~~ 36.6 m) in ~~building height, and buildings of Type IVA and IVB construction that are more than 120 feet (36.6 m) in building height,~~ required fire pumps shall be supplied by connections to no fewer than two water mains located in different streets. Separate supply piping shall be provided between each connection to the water main and the pumps. Each connection and the supply piping between the connection and the pumps shall be sized to supply the flow and pressure required for the pumps to operate.

**Exception:** {No change to exception.}

*(Explanation: The 2009 edition of the IFC added this requirement based on a need for redundancy of the water supply similar to the redundancy of the power supply to the fire pumps required for such tall buildings, partially due to the fact that these buildings are rarely fully evacuated in a fire event. More commonly, the alarm activates on the floor of the event, the floor above and the floor below. Back-up power to the fire pump becomes critical for this reason.)*

**\*\*Section 1032.2; change to read as follows:**

**1032.2 Reliability.** Required exit accesses, exits and exit discharges shall be continuously maintained free from obstructions or impediments to full instant use in the case of fire or other emergency ~~where the building area served by the means of egress is occupied.~~ An exit or exit passageway shall not be used for any purpose that interferes with a means of egress.

*(Explanation: Maintain legacy levels of protection and long-standing State practice, and provide firefighter safety.)*

**\*\*Section 1103.5.1; add sentence to read as follows:**

Fire sprinkler system installation shall be completed within 24 months from date of notification by the fire code official.

*(Explanation: This allows business owners adequate time to budget to accommodate the cost of the fire sprinkler system.)*

**\*\*Section 1103.5.6; add to read as follows:**

**1103.5.6 Spray Booths and Rooms.** Existing spray booths and spray rooms shall be protected by an approved automatic fire-extinguishing system in accordance with Section 2404.

*(Explanation: Consistent with amendment to IFC 2404, and long-standing State requirement to protect this hazardous operation.)*

**\*\*Section 1103.7.7; add to read as follows:**

**1103.7.7 Fire Alarm System Design Standards.** Where an existing fire alarm system is upgraded or replaced, the devices shall be addressable. Fire alarm systems utilizing more than 20 smoke and/or heat detectors shall have analog initiating devices.

**Exception:** Existing systems need not comply unless the total building, or fire alarm system, remodel

or expansion exceeds 30% of the building. When cumulative building, or fire alarm system, remodel or expansion initiated after the date of original fire alarm panel installation exceeds 50% of the building, or fire alarm system, the fire alarm system must comply within 18 months of permit application.

**1103.7.7.1 Communication requirements.** Refer to Section 907.6.6 for applicable requirements.

*(Explanation: To assist responding personnel in locating the emergency event and provide clarity as to percentages of work that results in a requirement to upgrade the entire fire alarm system.)*

**\*\*\*Section 1203; change and add to read as follows:**

**1203.1.1** {No change.}

**1203.1.2** {No change.}

**1203.1.3 Installation.** Emergency power systems and standby power systems shall be installed in accordance with the *International Building Code*, NFPA 70, NFPA 110 and NFPA 111. Existing installations shall be maintained in accordance with the original approval, except as specified in Chapter 11.

**1203.1.4** {No change.}

**1203.1.5 Load Duration.** Emergency power systems and standby power systems shall be designed to provide the required power for a minimum duration of 2 hours without being refueled or recharged, unless specified otherwise in this code.

**Exception:** Where the system is supplied with natural gas from a utility provider and is approved.

**1203.1.6 through 1203.1.9** {No changes to these sections.}

**1203.1.10 Critical Operations Power Systems (COPS).** For Critical Operations Power Systems necessary to maintain continuous power supply to facilities or parts of facilities that require continuous operation for the reasons of public safety, emergency management, national security, or business continuity, see NFPA 70.

**1203.2 Where Required.** Emergency and standby power systems shall be provided where required by Sections 1203.2.1 through 1203.2.14 or elsewhere identified in this code or any other referenced code.

**1203.2.1 through 1203.2.3** {No change.}

**1203.2.4 Emergency Voice/alarm Communications Systems.** Emergency power shall be provided for emergency voice/alarm communications systems in the following occupancies, or as specified elsewhere in this code, as required in Section 907.5.2.2.5. The system shall be capable of powering the required load for a duration of not less than 24 hours, as required in NFPA 72.

Covered and Open Malls, Section 907.2.20 and 914.2

Group A Occupancies, Sections 907.2.1 and 907.5.2.2

Special Amusement Areas, Section 907.2.12 and 914.7

High-rise Buildings, Section 907.2.13 and 914.3

Atriums, Section 907.2.14 and 914.4

Deep Underground Buildings, Section 907.2.19 and 914.5

**1203.2.5 through 1203.2.14** {No change.}

**1203.2.15 Means of Egress Illumination.** Emergency power shall be provided for *means of egress* illumination in accordance with Sections 1008.3 and 1104.5.1. (90 minutes)

**1203.2.16 Membrane Structures.** Emergency power shall be provided for exit signs in temporary tents and membrane structures in accordance with Section 3103.12.6. (90 minutes) Standby power shall be provided for auxiliary inflation systems in permanent membrane structures in accordance with Section 2702 of the *International Building Code*. (4 hours) Auxiliary inflation systems shall be provided in temporary air-supported and air-inflated membrane structures in accordance with section 3103.10.4.

**1203.2.17** {No change.}

**1203.2.18 Smoke Control Systems.** Standby power shall be provided for smoke control systems in the following occupancies, or as specified elsewhere in this code, as required in Section 909.11:

Covered Mall Building, *International Building Code*, Section 402.7

Atriums, *International Building Code*, Section 404.7

Underground Buildings, *International Building Code*, Section 405.8

Group I-3, *International Building Code*, Section 408.4.2

Stages, *International Building Code*, Section 410

Special Amusement Areas (as applicable to Group A's), *International Building Code*, Section 411

Smoke Protected Seating, Section 1030.6.2

**1203.2.19** {No change.}

**1203.2.20 Covered and Open Mall Buildings.** Emergency power shall be provided in accordance with Section 907.2.20 and 914.2.

**1203.2.21 Airport Traffic Control Towers.** A standby power system shall be provided in airport traffic control towers more than 65 ft. in height. Power shall be provided to the following equipment:

1. Pressurization equipment, mechanical equipment and lighting.
2. Elevator operating equipment.
3. Fire alarm and smoke detection systems.

**1203.2.22 Smokeproof Enclosures and Stair Pressurization Alternative.** Standby power shall be provided for smokeproof enclosures, stair pressurization alternative and associated automatic fire detection systems as required by the *International Building Code*, Section 909.20.7.2.

**1203.2.23 Elevator Pressurization.** Standby power shall be provided for elevator pressurization system as required by the *International Building Code*, Section 909.21.5.

**1203.2.24 Elimination of Smoke Dampers in Shaft Penetrations.** Standby power shall be provided when eliminating the smoke dampers in ducts penetrating shafts in accordance with the *International Building Code*, Section 717.5.3, exception 2.3.

**1203.2.25 Common Exhaust Systems for Clothes Dryers.** Standby power shall be provided for common exhaust systems for clothes dryers located in multistory structures in accordance with the *International Mechanical Code*, Section 504.11, Item 7.

**1203.2.26 Means of Egress Illumination in Existing Buildings.** Emergency power shall be provided for means of egress illumination in accordance with Section 1104.5 when required by the fire code official. (90 minutes in I-2, 60 minutes elsewhere.)

**1203.3 through 1203.6** {No change.}

(Explanation: These amendments were moved from Chapter 6, due to the published sections to this new Chapter 12. These provisions provide a list to complete and match that throughout the codes. The only additional requirements are the reference to COPS in NFPA 70, and the specified Energy time duration. Other changes are a reference to a code provision that already exists.)

**\*\*Section 2304.1; change to read as follows:**

**2304.1 Supervision of Dispensing.** The dispensing of fuel at motor fuel-dispensing facilities shall be conducted by a qualified attendant or shall be under the supervision of a qualified attendant at all times or shall be in accordance with Section 2204.3, the following:

1. Conducted by a qualified attendant; and/or.
2. Shall be under the supervision of a qualified attendant; and/or
3. Shall be an unattended self-service facility in accordance with Section 2304.3.

At any time the qualified attendant of item Number 1 or 2 above is not present, such operations shall be considered as an unattended self-service facility and shall also comply with Section 2304.3.

(Explanation: Allows a facility to apply the attended and unattended requirements of the code when both are potentially applicable.)

**\*\*Section 2401.2; Nonapplicability .**

*(Explanation: This section eliminates such booths from all compliance with Chapter 24 including, but not limited to: size, ventilation, fire protection, construction, etc. If the product utilized is changed to a more flammable substance, the lack of compliance with Chapter 15 could result in significant fire or deflagration and subsequent life safety hazard.)*

**\*\*Section 3103.3.1; Special Amusement**

*(Explanation: This section requires a fire sprinkler system to be installed in temporary tents and membrane structures, which is not a reason or enforceable requirement for a temporary use. A fire watch or fire alarm system is a more advisable approach for such occupancies that are only temporary in nature.)*

**\*\*Table 3206.2, footnote h; change text to read as follows:**

- h. ~~Not required~~—Where storage areas are protected by either early suppression fast response (ESFR) sprinkler systems or control mode special application sprinklers with a response time index of 50 (m • s) 1/2 or less that are listed to control a fire in the stored commodities with 12 or fewer sprinklers, installed in accordance with NFPA 13, manual smoke and heat vents or manually activated engineered mechanical smoke exhaust systems shall be required within these areas.

*(Explanation: Allows the fire department to control the smoke and heat during and after a fire event, while ensuring proper operation of the sprinkler protection provided. Also, gives an alternative to smoke and heat vents.)*

**\*\*Table 3206.2; add footnote j to row titled 'High Hazard' and 'Greater than 300,000' to read as follows:**

- j. High hazard high-piled storage areas shall not exceed 500,000 square feet. A 2-hour fire wall constructed in accordance with Section 706 of the International Building Code shall be used to divide high-piled storage exceeding 500,000 square feet in area.

*(Explanation: This provides passive protection for extremely large buildings where it would be otherwise impossible to control the spread of fire without the fire wall in place in an uncontrolled fire event, which is much more likely in high hazard commodities, such as tires, flammable liquids, expanded plastics, etc.)*

**\*\*\*Section 3311.1; change to read as follows:**

**Section 3311.1 Required access.** Approved vehicle access for firefighting and emergency response shall be provided to all construction or demolition sites. Vehicle access shall be provided to within ~~400~~ 50 feet (~~30-480~~ 15-240 mm) of temporary or permanent fire department connections. Vehicle access shall be provided by either temporary or permanent roads, capable of supporting vehicle loading under all weather conditions. Vehicle access shall be maintained until permanent fire apparatus access roads are available. When fire apparatus access roads are required to be installed for any structure or development, access shall be approved prior to the time which construction has progressed beyond completion of the foundation of any structure. Whenever the connection is not visible to approaching fire apparatus, the fire department connection shall be indicated by an approved sign.

*(Explanation: Improves access to the FDC where required, as well as coordinates with the timing of installation amendment from Section 501.4.)*

**\*\*Section 5601.1.3; change to read as follows:**

**5601.1.3 Fireworks.** The possession, manufacture, storage, sale, handling, and use of fireworks are prohibited.

**Exceptions:**

1. Only when approved for fireworks displays, the storage and handling of fireworks as allowed in Section 5604 and 5608.
2. Manufacture, assembly and testing of fireworks as allowed in Section 5605.
3. The use of fireworks for approved fireworks displays as allowed in Section 5608.
4. ~~The possession, storage, sale... {Delete remainder of text.}~~

*(Explanation: Restricts fireworks to approved displays only, which is consistent with State practice. Such is intended to help protect property owners and individuals from unintentional fireworks fires within the jurisdiction, as well as to help protect individuals from fireworks injuries. It is noted that there has been a change in the State Law to allow possession of unopened fireworks in certain areas of the vehicle, and it is highly recommended that AHJ's familiarize themselves with the applicable state laws in this regard.)*

**\*\*Section 5703.6; add sentence to end of paragraph to read as follows:**

An approved method of secondary containment shall be provided for underground tank and piping systems.

*(Explanation: Increased protection in response to underground leak problems and remediation difficulty in underground applications. Coordinates with TCEQ requirements.)*

**\*\*Section 5704.2.11.4; change to read as follows:**

**5704.2.11.4 Leak Prevention.** Leak prevention for underground tanks shall comply with Sections 5704.2.11.4.1 and 5704.2.11.4.2 through 5704.2.11.4.3. An approved method of secondary containment shall be provided for underground tank and piping systems.

*(Explanation: Increased protection in response to underground leak problems and remediation difficulty in underground applications. Coordinates with TCEQ requirements.)*

**\*\*Section 5704.2.11.4.2; change to read as follows:**

**5704.2.11.4.2 Leak Detection.** Underground storage tank systems shall be provided with an approved method of leak detection from any component of the system that is designed and installed in accordance with NFPA 30 and as specified in Section 5704.2.11.4.3.

*(Explanation: Reference to IFC Section 5704.2.11.4.3 amendment.)*

**\*\*Section 5704.2.11.4.3; add to read as follows:**

**5704.2.11.4.3 Observation Wells.** Approved sampling tubes of a minimum 4 inches in diameter shall be

installed in the backfill material of each underground flammable or combustible liquid storage tank. The tubes shall extend from a point 12 inches below the average grade of the excavation to ground level and shall be provided with suitable surface access caps. Each tank site shall provide a sampling tube at the corners of the excavation with a minimum of 4 tubes. Sampling tubes shall be placed in the product line excavation within 10 feet of the tank excavation and one every 50 feet routed along product lines towards the dispensers, a minimum of two are required.

*(Explanation: Provides an economical means of checking potential leaks at each tank site. This is long-standing practice.)*

**\*\*Section 5707.4; add paragraph to read as follows:**

Mobile fueling sites shall be restricted to commercial, industrial, governmental, or manufacturing, where the parking area having such operations is primarily intended for employee vehicles. Mobile fueling shall be conducted for fleet fueling or employee vehicles only, not the general public. Commercial sites shall be restricted to office-type or similar occupancies that are not primarily intended for use by the public.

*(Explanation: The general public does not expect a hazardous operation to be occurring in a typical parking lot or for a fuel truck to be traversing such parking lot, temporarily fueling a vehicle, and moving on to the next area in the parking lot to fuel the next vehicle. Vehicular accidents occur in parking lots on a regular basis, but the presence of a fuel truck, especially one in the process of fueling a vehicle with gasoline, greatly adds to the potential risk involved in such accidents. By restricting such operations to the occupancies in question, the employees of the business may be adequately notified to expect such operations to occur in the parking lot.)*

**\*\*Section 6103.2.1.8; add to read as follows:**

6103.2.1.8 Jewelry Repair, Dental Labs and Similar Occupancies. Where natural gas service is not available, portable LP-Gas containers are allowed to be used to supply approved torch assemblies or similar appliances. Such containers shall not exceed 20-pound (9.0 kg) water capacity. Aggregate capacity shall not exceed 60-pound (27.2 kg) water capacity. Each device shall be separated from other containers by a distance of not less than 20 feet.

*(Explanation: To provide a consistent and reasonable means of regulating the use of portable LP-Gas containers in these situations. Reduces the hazard presented by portable containers when natural gas is already available. Please note that current State Law does not allow for the enforcement of any rules more stringent than that adopted by the State, so this amendment is only applicable as to the extent allowed by that State Law.)*

**\*\*Section 6104.2; add Exception 2. to read as follows:**

**Exceptions:**

1. {existing text unchanged}
2. Except as permitted in Sections 308 and 6104.3.3. LP-gas containers are not permitted in residential areas.

*(Explanation: To provide a consistent and reasonable means of regulating the use LP-Gas containers. Reduces the hazard presented by such containers when natural gas is already available. References State amendment to IFC 6104.3.3. Please note that current State Law does not allow for the enforcement of any rules more stringent than that adopted by the State, so this amendment is only applicable as to the extent*

allowed by that State Law.)

**\*\*Section 6104.3.3; add to read as follows:**

**6104.3.3 Spas, Pool Heaters, and Other Listed Devices.** Where natural gas service is not available, an LP-gas container is allowed to be used to supply spa and pool heaters or other listed devices. Such container shall not exceed 250-gallon water capacity per lot. See Table 6104.3 for location of containers.

**Exception:** Lots where LP-gas can be off-loaded wholly on the property where the tank is located may install up to 500 gallon above ground or 1,000 gallon underground approved containers.

*(Explanation: Allows for an alternate fuel source. Dwelling density must be considered and possibly factored into zoning restrictions. Reduces the hazard presented by over-sized LP-Gas containers. Please note that current State Law does not allow for the enforcement of any rules more stringent than that adopted by the State, so this amendment is only applicable as to the extent allowed by that State Law.)*

**\*\*Section 6107.4 and 6109.13; change to read as follows:**

**6107.4 Protecting Containers from Vehicles.** Where exposed to vehicular damage due to proximity to alleys, driveways or parking areas, LP-gas containers, regulators and piping shall be protected in accordance with ~~NFPA 58~~ Section 312.

**6109.13 Protection of Containers.** LP-gas containers shall be stored within a suitable enclosure or otherwise protected against tampering. Vehicle impact protection shall be provided as required by Section 6107.4.

**Exception:** ~~Vehicle impact protection shall not be required for protection of LP-gas containers where the containers are kept in lockable, ventilated cabinets of metal construction.~~

*(Explanation: NFPA 58 does not provide substantial physical protection [it allows raised sidewalks, fencing, ditches, parking bumpers as 'vehicle barrier protection'] of the container(s) from vehicular impact as is required and has been required historically, as per Section 312, i.e. bollard protection. Further, the exception to Section 6109.13 would allow for portable containers in ventilated metal cabinets to not require any physical protection whatsoever from vehicular impact, regardless of the location of the containers. Please note that current State Law does not allow for the enforcement of any rules more stringent than that adopted by the State, so this amendment is only applicable as to the extent allowed by that State Law.)*

**\*\*{Appendix B Fire-Flow Requirements For Buildings amendments}**

**\*\*Table B105.2; change footnote a. to read as follows:**

a. The reduced fire-flow shall be not less than ~~4,000~~ 1,500 gallons per minute.

*(Explanation: The minimum fire-flow of 1,500 gpm for other than one- and two- family dwellings has existed since the 2000 edition of the IFC, as well as the Uniform Fire Code before that. Little to no technical justification was provided for the proposed code change at the code hearings. The board believes that the already-allowed 75 percent reduction in required fire-flow for the provision of sprinkler protection is already a significant trade-off. The minimum 1,500 gpm is not believed to be overly stringent for the vast majority of public water works systems in this State, especially since it has existed as the requirement for so many years. Further, the continued progression of trading off more and more requirements in the codes for the provision of sprinkler protection has made these systems extremely operation-critical to the safety of the occupants and properties in question. In other words, should the sprinkler system fail for any reason, the fire-flow requirements drastically increase from that anticipated with a sprinkler-controlled fire scenario.)*



**\*\*\*{Appendix D Fire Apparatus Access Roads amendments}**

**\*\*\*Section D102.1; change to read as follows:**

**D102.1 Access and loading.** Facilities, buildings or portions of buildings hereafter constructed shall be accessible to fire department apparatus by way of an *approved* fire apparatus access road with an asphalt, concrete or other *approved* driving surface capable of supporting the imposed load of fire apparatus weighing up to ~~75,000~~ 85,000 pounds (~~34,050~~ 38,556 kg).

*(Explanation: To address the current size of fire trucks in use – figure derived from DOT requirements for waiver of vehicle exceeding such weight and from current maximum weights of fire trucks being purchased by jurisdictions in Texas.)*

**\*\*\*Section D103.4; change to read as follows:**

**D103.4 Dead ends.** Dead-end fire apparatus access roads in excess of 150 feet (45 720 mm) shall be provided with width and turnaround provisions in accordance with Table D103.4.

**TABLE D103.4  
REQUIREMENTS FOR DEAD-END FIRE APPARATUS ACCESS ROADS**

<b>LENGTH</b> <b>(feet)</b>	<b>WIDTH</b> <b>(feet)</b>	<b>TURNAROUNDS REQUIRED</b>
0–150	<del>20</del> <u>24</u>	None required
151–500	<del>20</del> <u>24</u>	120-foot Hammerhead, 60-foot “Y” or 96-foot diameter cul-de-sac in accordance with Figure D103.1
501–750	26	120-foot Hammerhead, 60-foot “Y” or 96-foot diameter cul-de-sac in accordance with Figure D103.1
Over 750	Special approval required	

For SI: 1 foot = 304.8 mm.

*(Explanation: Reflects current increased apparatus access roadway widths as indicated in the recommended amendment to 503.2.1.)*

**\*\*\*Section D103.5; change to read as follows:**

**D103.5 Fire apparatus access road gates.** Gates securing the fire apparatus access roads shall comply with all of the following criteria:

1. Where a single gate is provided, the gate width shall be not less than ~~20~~ 24 feet (~~6096~~ 7315.2 mm). Where a fire apparatus road consists of a divided roadway, the gate width shall be not less than 12 feet (3658 mm).
2. {No Change}

3. {No Change}
4. {No Change}
5. Electric gates shall be equipped with a means of opening the gate by fire department personnel for emergency access. Emergency opening devices shall be ~~approved~~ the Click 2 Enter communications device in addition to a manual means to open by the fire code official.
6. {No Change}
7. {No Change}
8. {No Change}

(Explanation: Reflects current increased apparatus access roadway widths as indicated in the recommended amendment to 503.2.1.)


**\*\*\*Section D103.6; change to read as follows:**

**D103.6 Signs.- Marking.** Striping, signs, or other markings, when approved by the fire code official, shall be provided for fire apparatus access roads to identify such roads or prohibit the obstruction thereof. Striping, signs and other markings shall be maintained in a clean and legible condition at all times and be replaced or repaired when necessary to provide adequate visibility.

(1) **Striping** – Fire apparatus access roads shall be continuously marked by painted lines of red traffic paint six inches (6") in width to show the boundaries of the lane. The words "NO PARKING FIRE LANE" or "FIRE LANE NO PARKING" shall appear in four inch (4") white letters at 25 feet intervals on the red border markings along both sides of the fire lanes. Where a curb is available, the striping shall be on the vertical face of the curb.

(2) **Signs**– Signs shall read "NO PARKING FIRE LANE" or "FIRE LANE NO PARKING" and shall be 12" wide and 18" high (See Figure D103.6). Signs shall have red letters on a white reflective background, using not less than 2" lettering. Signs shall be permanently affixed to a stationary post and the bottom of the sign shall be six feet, six inches (6'6") above finished grade. Signs shall be spaced not more than fifty feet (50') apart along both sides of the fire lane. Signs may be installed on permanent buildings or walls or as approved by the Fire Marshal.

Where required by the fire code official, fire apparatus access roads shall be marked with permanent "NO PARKING FIRE LANE" signs complying with Figure D103.6, or other approved method. Signs shall have a minimum dimension of 12 inches (305 mm) wide by 18 inches (457 mm) high and have red letters on a white reflective background. Signs shall be posted on one or both sides of the fire apparatus road as required by Section D103.6.1 or D103.6.2.



**FIGURE D103.6  
FIRE LANE SIGNS**

(Explanation: Reflects current markings for apparatus access roadways as indicated in the

recommended amendment to Section 503.3)

**\*\*\*Section D103.6.1 and D103.6.2; delete sections as follows:**

~~**D103.6.1 Roads 20 to 26 feet in width.** Fire lane signs as specified in Section D103.6 shall be posted on both sides of fire apparatus access roads that are 20 to 26 feet wide (6096 to 7925 mm).~~

~~**D103.6.2 Roads more than 26 feet in width.** Fire lane signs as specified in Section D103.6 shall be posted on one side of fire apparatus access roads more than 26 feet wide (7925 mm) and less than 32 feet wide (9754 mm).~~

*(Explanation: Reflects current markings for apparatus access roadways as indicated in the recommended amendment to 503.3 and D103.6, which requires the signage on both sides of the fire apparatus access roads, regardless of width)*

**\*\*\*Section D104.3; change to read as follows:**

**D104.3 Remoteness.** Where two fire apparatus access roads are required, they shall be placed a distance apart equal to not less than one half of the length of the maximum overall diagonal dimension of the lot or area to be served, measured in a straight line between accesses, or as approved by the fire code official.

*(Explanation: To provide some additional flexibility to the fire code official on the location of the two fire apparatus access roads.)*

**\*\*\*Section D105.3; change to read as follows:**

**D105.3 Proximity to building.** Unless otherwise approved by the fire code official, one or more of the required access routes meeting this condition shall be located not less than 15 feet (4572 mm) and not greater than 30 feet (9144 mm) from the building, and shall be positioned parallel to one entire side of the building. The side of the building on which the aerial fire apparatus access road is positioned shall be approved by the fire code official.

*(Explanation: To provide some additional flexibility to the fire code official on the location of the aerial fire apparatus access roads.)*

**\*\*\*Section D106.3; change to read as follows:**

**D106.3 Remoteness.** Where two fire apparatus access roads are required, they shall be placed a distance apart equal to not less than one-half of the length of the maximum overall diagonal dimension of the property or area to be served, measured in a straight line between accesses, or as approved by the fire code official.

*(Explanation: To provide some additional flexibility to the fire code official on the location of the two fire apparatus access roads.)*

**\*\*\*Section D107.2; change to read as follows:**

**D107.2 Remoteness.** Where two fire apparatus access roads are required, they shall be placed a distance apart equal to not less than one-half of the length of the maximum overall diagonal dimension of the property or area to be served, measured in a straight line between accesses, or as approved by the fire code official.

(Explanation: To provide some additional flexibility to the fire code official on the location of the two fire apparatus access roads.)

**\*\*\*{Appendix L Requirements For Fire Fighter Air Replenishment Systems amendments}**

**\*\*\*Section L101.1; change to read as follows:**

**Section L101.1 Scope.** Fire fighter air replenishment systems (FARS) shall be provided in accordance with this appendix in new buildings when any of the following conditions occur:

1. Any new building 5 or more stories in height.
2. Any new building with 2 or more floors below grade.
3. Any new building 500,000 square feet or more in size.

Each stairwell shall have a supply riser. SCBA fill panels shall be located on odd numbered floors commencing at the first level in the primary stairwell and on even numbered floors commencing at level 2 in the remaining stairwells. Fill panels in buildings over 500,000 square feet shall be located adjacent to each standpipe connection.

~~The adopting ordinance shall specify building characteristics or special hazards that establish thresholds triggering a requirement for the installation of a FARS. The requirement shall be based on the fire department's capability of replenishing fire fighter breathing air during sustained emergency operations. Considerations shall include:~~

- ~~1. Building characteristics, such as number of stories above or below grade plane, floor area, type of construction and fire resistance of the primary structural frame to allow sustained fire-fighting operations based on a rating of not less than 2 hours.~~
- ~~2. Special hazards, other than buildings, that require unique accommodations to allow the fire department to replenish fire fighter breathing air.~~
- ~~3. Fire department staffing level.~~
- ~~4. Availability of a fire department breathing air replenishment vehicle.~~

(Explanation: Supplies of fresh breathing air are critical for firefighting operations. Historically, fire departments have supplied airbottles by manually transporting air bottles up stairways or across long distances in a building, which is an extraordinarily intensive process and takes firefighters away from their primary mission of rescue and firefighting. The FARS technology in Appendix L exists to address this issue using in-building air supply systems. Many jurisdictions in Texas and across the country have already adopted this Appendix and are enforcing and installing these systems to improve the life safety of firefighters and enhance their firefighting capabilities in an emergency incident, which is one of the reasons for recommending this Appendix for adoption – to ensure State consistency, as well as to improve mutual emergency aid among jurisdictions in Texas.)

**\*\*\*Section L104.13.1; delete this section in its entirety.**

(Explanation: The amendment to Section L101.1 above addresses the location criteria for SCBA fill panels.)

**\*\*\*Section L104.14; add paragraph to read as follows:**


The external mobile air connection shall be located with approved separation from the Fire Department Connection (FDC) to allow functionality of both devices by first responders; shall be visible from and within 50 ft. of a fire apparatus access road along an unobstructed path; and shall be located in an approved signed, secured cabinet.

(Explanation: To accommodate the needs of first responders to be able to locate and utilize the required connection to ensure air supply availability to this system, similar to the requirements of FDC's.)

***END***

## Exhibit B

### Certificate of Compliance

		<b>Fort Bend County Certificate of Compliance</b>	
<div style="border: 1px solid black; padding: 5px; display: inline-block;">             1. Fort Bend County Fire Marshal Certificate Number           </div>			
2. Property Name	3. Property Address	4. City, State, Zip Code	
5. Type of Construction A. New Construction <input type="checkbox"/> B. Renovation <input type="checkbox"/> C. Change of Occupancy <input type="checkbox"/>	6. Sprinkler System Required Yes <input type="checkbox"/> No <input type="checkbox"/>	7. Alarm System Required Yes <input type="checkbox"/> No <input type="checkbox"/>	8. Building Code and Edition
9. Occupied Area		10. Designed Occupant Load	
11. Type of Construction		12. Description of Use	
13. Special Stipulations or Code Modifications			
This certificate ensures that all fire protection and life safety systems have been completed, inspected, successfully tested and approved for the specific area of the building specified above to provide a reasonable degree of safety to the occupants from fire and similar emergencies.			
14. Name of Approval Official	15. Signature	16. Date	

This certificate is valid only for the premises of the project address.



## Exhibit C

### Fee Schedule

#### A. Fire Code Building Permit

The base fee for all submitted plans and issue of Certificate of Compliance is \$150.00. This fee is for processing building plans submitted for approval, and will be paid at time of submission of the plans. All projects will use the following fee schedule:

**\*\*\*FEES MUST BE PAID WHEN PLANS ARE SUBMITTED\*\*\***

PERMIT	ADDITIONAL DETAILS	FEE
Certificate of Compliance	Fire Final Inspection or Certificate (for existing structure without certificate)	\$150.00
Fire Code Plan Review/Building Permit	Per 1000 sq. ft. of Structure	\$150.00
Re-Submittal of Construction Plans	If changes are done after the initial plan review, the reviews of changes are required.	\$150.00
Outdoor Fireworks Stand (Annual Permit)	building at the site is less than 25,000 square feet	\$100.00
	largest building at the site is 25,000 square feet or more	\$200.00
	largest building at the site is 100,000 square feet or more	\$300.00
Indoor Fireworks Stand	Per Stand/Building	\$250.00
Fireworks Display/Show	Per Launch Site	\$200.00
Fire Sprinkler Systems Permit	1 to 20 heads	\$100.00
Fire Sprinkler System equipment	21 to 250 heads	\$175.00
Fire Sprinkler System equipment	251 to 499 heads	\$250.00
Fire Sprinkler System equipment	>500 + .50¢/head additional	\$350.00
Automatic Fire-extinguishing Systems (Commercial Cooking)	Fixed Systems	\$150.00
Automatic Fire-extinguishing Systems Exhaust Duct Test	Inspection of exhaust duct using light or smoke.	\$150.00
Fire Alarm/Detection Related Equipment Permit	1 to 10 devices	\$100.00
Fire Alarm/Detection Related Equipment	11 to 25 devices	\$175.00
Fire Alarm/Detection Related Equipment	26 to 150 devices	\$250.00
Fire Alarm/Detection Related Equipment	151 to 499 devices	\$350.00
Fire Alarm/Detection Related Equipment	>500 + .50¢/device additional	\$350.00
New Fire Pumps and Related Equipment for Fire Sprinkler System		\$100.00
Underground Fire Protection	Submittal of underground water supply for fire protection system	\$150.00
New Spraying or Dipping Booths (Paint)	Building/Booths	\$150.00
Re-Inspections	Paid after corrections have been made from initial inspection	\$250.00
Electronic Entrance Gates		\$150.00
New Service Station Piping Plan		\$200.00
Combustible/Flammable Storage Tank Permit	≥ 500 gallons	\$100.00
	501 < 5000 gallons	\$250.00
	5001 < gallons	\$350.00
Work Without Permit	3 X Regular Permit Fee	\$***
Mass Gathering Permit		\$200.00

**\*\*\*FORMS OF PAYMENT ACCEPTED ARE: CHECK, CASHIERS CHECK OR MONEY ORDER\*\*\***

#### B. License Inspection.

State license facilities that require an annual fire inspection for operational permits. (Non-profit or governmental organizations are exempt from this section.)

- Commercial Day cares.....\$150.00
- Nursing homes or care centers.....\$150.00
- State or County licensed Inspections.....\$150.00
- Hospitals.....\$200.00
- Foster homes or adoption.....Exempt

*Re-inspection fee for State or County licensed Inspection will be same amount of the original permit paid prior to scheduling for a re-inspection.*