



FORT BEND COUNTY CHANGE ORDER

Address: 301 Jackson Street
 Richmond, Texas 77469
 Phone: 281-341-8640
 Web site: www.fortbendcountytexas.gov

PROJECT:
 Bid 20-088 Roof Replacement Projects at
 Various Locations

CHANGE ORDER NUMBER	1
DATE	01/06/21
PROJECT NUMBER	B20-088
BID NO	B20-088
CONTRACT DATE	07/28/20
FBC PURCHASE ORDER NO	191798

CONTRACTOR:
 Strategic Roofing Solutions, LLC
 15255 Gulf Freeway, Suite 121C
 Houston, TX 77034

The contract is changed as follows:

Change Order No. 1, Repair sealant in joints, glass to frame, frame to frame, and frame to tilt wall.

Not valid until signed by Fort Bend County and Contractor.

The Original (Contract Sum)	\$	139,333.00
Net change by previously authorized Change Orders	\$	0.00
The (Contract Sum) Prior to this Change Order was	\$	139,333.00
The (Contract Sum) will be <input checked="" type="checkbox"/> increased or <input type="checkbox"/> decreased or <input type="checkbox"/> unchanged by this Change Order in the amount of	\$	8,946.00
The new (Contract Sum) including this Change Order will be	\$	148,279.00


The Contract Time will be increased or decreased or unchanged by 7 days.
 The Date of Substantial Completion as of this Change Order therefore is
 changed or unchanged to 2/24/21 .


Authorized:

Fort Bend County
 James Knight, Facilities Director
 301 Jackson, Richmond, TX 77469

CONTRACTOR
 Strategic Roofing Solutions, LLC
 15255 Gulf Freeway, Ste. 121C
 Houston, TX 77011

Fort Bend County Judge
 Honorable KP George
 301 Jackson, Richmond, TX 77469

By: 
 (signature)
 DATE: 2-1-21

By: 
 (signature)
 DATE: 1-08-2021

By: 
 (signature)
 DATE: 1-26-2021

Strategic Roofing Solutions, LLC
15255 Gulf Freeway, Suite 121C
Houston, TX 77034
Phone: (832) 243-1413



TO:

Armko Industries, Inc.
Houston, TX

11/12/2020

Lower Building Waterproofing

JOB: Boys & Girls Club

ADDRESS: 5525 Hobby St., Houston, TX 77053

Strategic Roofing Solutions proposes to do the following work:

(Lower Building Area)

1. Remove sealants at glass to frame, frame to frame, frame to tilt wall and properly dispose of.
2. Clean and prepare all joint and sealant area substrates in accordance to manufacturer requirements.
3. Furnish and install silicone sealants at glazing (glass to frame), frame to frame, and frame to tilt wall.
4. Furnish and install sealants around wall penetrations as needed.
5. Remove existing sealants at tilt wall joints and properly dispose of.
6. Clean and prepare substrates for new sealants.
7. Furnish and install silicone sealants at tilt wall expansion joints.
8. Remove associated trash and debris from worksite.
9. Issue a 1 year workmanship warranty on all work performed by SRS.

PRICE


\$8,946.00

expansion joints to seal










joints to seal

seal windows




A close-up photograph of a textured, light-colored wall. A vertical crack runs down the center of the image. A rectangular patch of weathered, greyish-brown wood is embedded in the wall, partially overlapping the crack. A red arrow points from a text box to the wood patch. The wall has a rough, pebbled texture. A shadow is cast on the left side of the wall.


current seal
conditions



current seal conditions

A close-up photograph of a vertical concrete joint. The joint is filled with a grey sealant. A red arrow points from a white text box on the right to the sealant. The text box contains the words "current seal conditions". The concrete surface is light grey and textured. There are horizontal lines on either side of the joint, possibly from a previous sealant application or a different material.

current seal
conditions



install new sealants

CERTIFICATE OF INTERESTED PARTIES

FORM 1295

1 of 1

Complete Nos. 1 - 4 and 6 if there are interested parties.
Complete Nos. 1, 2, 3, 5, and 6 if there are no interested parties.

**OFFICE USE ONLY
CERTIFICATION OF FILING**

Certificate Number:
2021-703252

Date Filed:
01/06/2021

Date Acknowledged:
01/26/2021

1 Name of business entity filing form, and the city, state and country of the business entity's place of business.
Strategic Roofing Solutions, LLC
Houston, TX United States

2 Name of governmental entity or state agency that is a party to the contract for which the form is being filed.
Fort Bend County

3 Provide the identification number used by the governmental entity or state agency to track or identify the contract, and provide a description of the services, goods, or other property to be provided under the contract.
B20-088
Various Roof Replacement Projects

4	Name of Interested Party	City, State, Country (place of business)	Nature of interest (check applicable)	
			Controlling	Intermediary

5 Check only if there is NO Interested Party.

6 UNSWORN DECLARATION

My name is _____, and my date of birth is _____.

My address is _____, _____, _____, _____, _____.
(street) (city) (state) (zip code) (country)

I declare under penalty of perjury that the foregoing is true and correct.

Executed in _____ County, State of _____, on the _____ day of _____, 20____.
(month) (year)

Signature of authorized agent of contracting business entity
(Declarant)