

ORDER APPROVING TREASURER'S MONTHLY REPORT

On the 28th day of July, 2020 the Commissioners Court of Fort Bend County met in regular session. Upon motion by Commissioner Myers, and seconded by Commissioner Morales, the Commissioners Court approved and entered this order.


In compliance with Texas Local Government Code §114.026, the Commissioners Court have compared and examined the treasurer's report for the term of June 2020 and have determined that the report is correct. The court hereby approves the report and directs the clerk to enter the order in the minutes of the Court.

This order incorporates the treasurer's report for the term herein above stated (a copy of which report is attached hereto) as though fully expressed herein, said report separately stating the amount received and paid from each fund since the county treasurer's preceding report and any balance remaining in the treasurer's custody.

Further, the affidavits are approved and this Court orders that the same be published once in the newspaper or, on the county's Internet website.

Approved this 28th day of July, 2020.

By:



KP George,
Fort Bend County Judge

§114.026. COUNTY TREASURER'S REPORT TO COMMISSIONERS COURT AT REGULAR TERM.

(a) At each regular term of the commissioner's court, the county treasurer shall make a detailed report of:

- (1) money received and disbursed;
- (2) debts due to and owed by the county; and
- (3) all other proceedings in the treasurer's office.

(b) At each regular term of the commissioner's court, the county treasurer shall exhibit the books and accounts of the treasurer's office for the inspection of the court and shall submit the vouchers relating to the books and accounts for audit and approval.

(c) After the commissioner's court has compared and examined the treasurer's report and has determined that the report is correct, the court shall enter an order in its minutes approving the report. The order must separately state the amount received and paid from each fund since the county treasurer's preceding report and any balance remaining in the treasurer's custody. The court shall properly credit the treasurer's accounts.

(d) Before the adjournment of each regular term of the commissioner's court, the county judge and each county commissioner shall give an affidavit stating that the requirements of Subsection (c) have been met at that term. The affidavit must state the amount of the cash and other assets that are in the custody of the county treasurer at the time of the examination. The affidavits must be filed with the county clerk and must be recorded in the minutes of the court for the term in which the affidavits are filed. The affidavits must be published once in a newspaper published in the county if there is such a newspaper or, if the county has an Internet website, on the county's website.

FORT BEND COUNTY TREASURER'S MONTHLY REPORT
 CASH AND INVESTMENT ACTIVITY
 June 30, 2020

FUND	DESCRIPTION	BEGINNING BALANCE	DEPOSITS	WITH-DRAWALS	ENDING BALANCE	INVESTMENTS	TREASURER'S TOTAL ENDING BALANCE
100	General Operating	58,197,997.34	63,274,023.79	44,337,120.64	77,134,900.49	56,659,118.79	133,794,019.28
150	Juvenile Operations	965,000.67	1,752,255.94	1,096,423.68	1,620,832.93	6,506,412.07	8,127,245.00
155	Road & Bridge	2,456,531.88	293,126.02	1,082,830.02	1,666,827.88	15,082,946.07	16,749,773.95
160	Drainage District	252,352.01	5,979,919.07	5,286,180.07	946,091.01	12,799,821.62	13,745,912.63
165	Lateral Road	1,185,197.13	409.96	-	1,185,607.09		1,185,607.09
170	Statue Restoration	4,605.67	1.59	-	4,607.26		4,607.26
175	City Water Assistance	21,432.45	257.15	1,676.58	20,013.02		20,013.02
185	Entex Contributions	4.71	-	-	4.71		4.71
190	H L & P Assistance	30,277.51	9.96	2,050.78	28,236.69		28,236.69
195	County Law Library	1,325,830.75	27,063.92	20,520.34	1,332,374.33		1,332,374.33
200	Law Enforcement Academy	453,805.06	156.31	2,833.51	451,127.86		451,127.86
205	Surface Water Supply Corp.	8,323.92	2.88		8,326.80		8,326.80
206	Industrial Development Corp.	41,626.45	14.40	-	41,640.85		41,640.85
207	FBC Historical Commission	7,073.36	2.45	-	7,075.81		7,075.81
215	Library Donations	114,528.45	5,235.34	6,780.95	112,982.84		112,982.84
225	FBC Asset Forfei.Task-State	1,514,763.62	81,028.05	2,113.41	1,593,678.26		1,593,678.26
235	Probate Court Training	135,598.47	967.03	-	136,565.50		136,565.50
245	Alert Program-Juvenile	55,636.58	19.24	-	55,655.82		55,655.82
255	D A Asset Forfeiture-Fed.	55.35	0.02	-	55.37		55.37
265	Gus George Memorial	4,681.70	1.62	-	4,683.32		4,683.32

FORT BEND COUNTY TREASURER'S MONTHLY REPORT
 CASH AND INVESTMENT ACTIVITY
 June 30, 2020

275	D A Special Fund Run	10,494.47	3.63	-	10,498.10		10,498.10
280	Co.Atty.Supplemental Salary	243,132.90	82.61	7,597.59	235,617.92		235,617.92
290	VIT Interest (Tax Coll)	102,669.46	400.85	1,710.12	101,360.19		101,360.19
300	FBC Elections	833,366.43	287.65	3,049.28	830,604.80		830,604.80
305	FBC Asset Forfe. Task-Fed.	44,255.03	14.99	996.96	43,273.06		43,273.06
310	Sheriff Ofc/Forfei.Assets-St.	779,307.01	267.48	15,110.00	764,464.49		764,464.49
315	Sheriff Ofc/Forfei.Assets-Fed.	255,901.96	85.58	36,482.15	219,505.39		219,505.39
320	Constable Pct. 2 F/A	24.03	0.01	-	24.04		24.04
322	Constable Pct 3 F/A	4,823.54	1.67	-	4,825.21		4,825.21
324	Constable Pct 1 F/A	86.73	0.03	-	86.76		86.76
332	Fire Marshal St. Ass't. Forfeiture	701.96	0.24	-	702.20		702.20
335	DA Asset Forfeit.-State	479,311.60	163.52	9,305.58	470,169.54		470,169.54
360	Law Enforcement Training	296,288.52	102.49	-	296,391.01		296,391.01
390	Child Protective Service IV-E	216,219.07	72.05	19,341.28	196,949.84		196,949.84
402	Hope 3 Program Sales	1,374.80	0.38	1,314.30	60.88		60.88
410	Child Support IVD Reimb.	332,054.04	3,338.38	-	335,392.42		335,392.42
415	Local Law Enf.Block Grant	31,587.99	10.93	-	31,598.92		31,598.92
440	Supervision	3,115,719.47	1,095,996.38	399,386.47	3,812,329.38		3,812,329.38
600/605	Debt Service Account	550,812.10	1,303,186.29	191,706.56	1,662,291.83	21,017,634.52	22,679,926.35
610	Drainage Debt Service	1,239,966.90	6,985.71	1,000,000.00	246,952.61	1,000,839.73	1,247,792.34
750	Mission Bend/Four Corners	715,471.94	227.36	94,193.50	621,505.80		621,505.80
756	2018 Facilities Bond Projects	4,040,498.08	1,389.82	70,070.85	3,971,817.05	14,011,756.34	17,983,573.39

FORT BEND COUNTY TREASURER'S MONTHLY REPORT
 CASH AND INVESTMENT ACTIVITY
 June 30, 2020

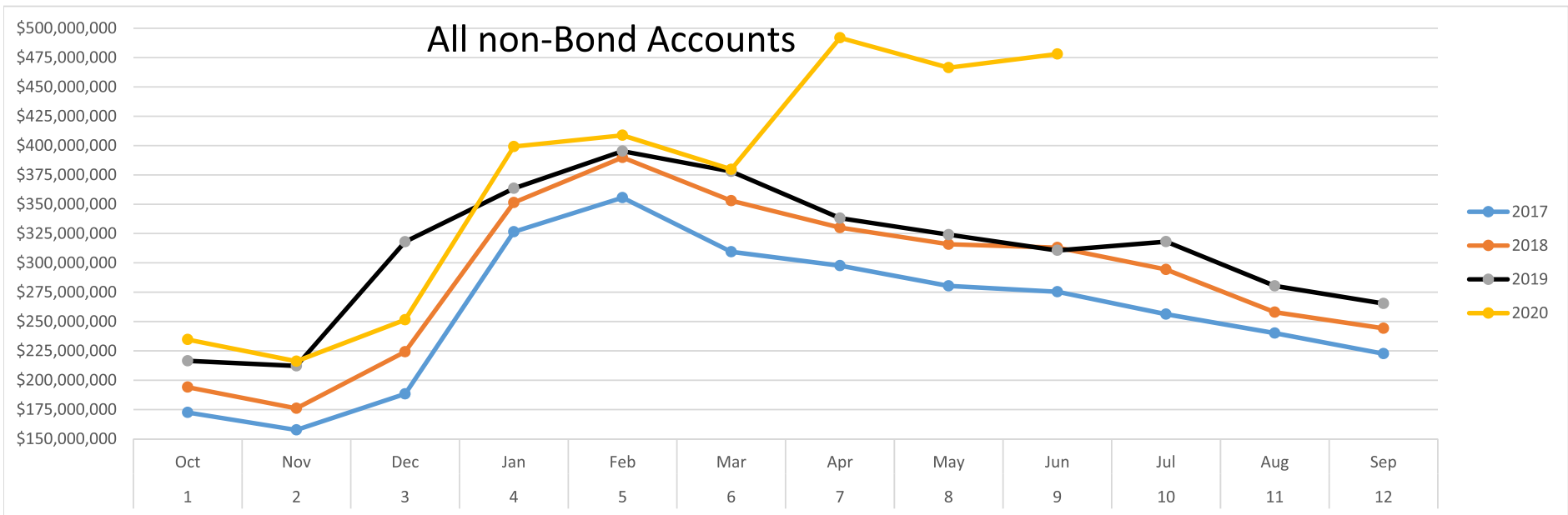
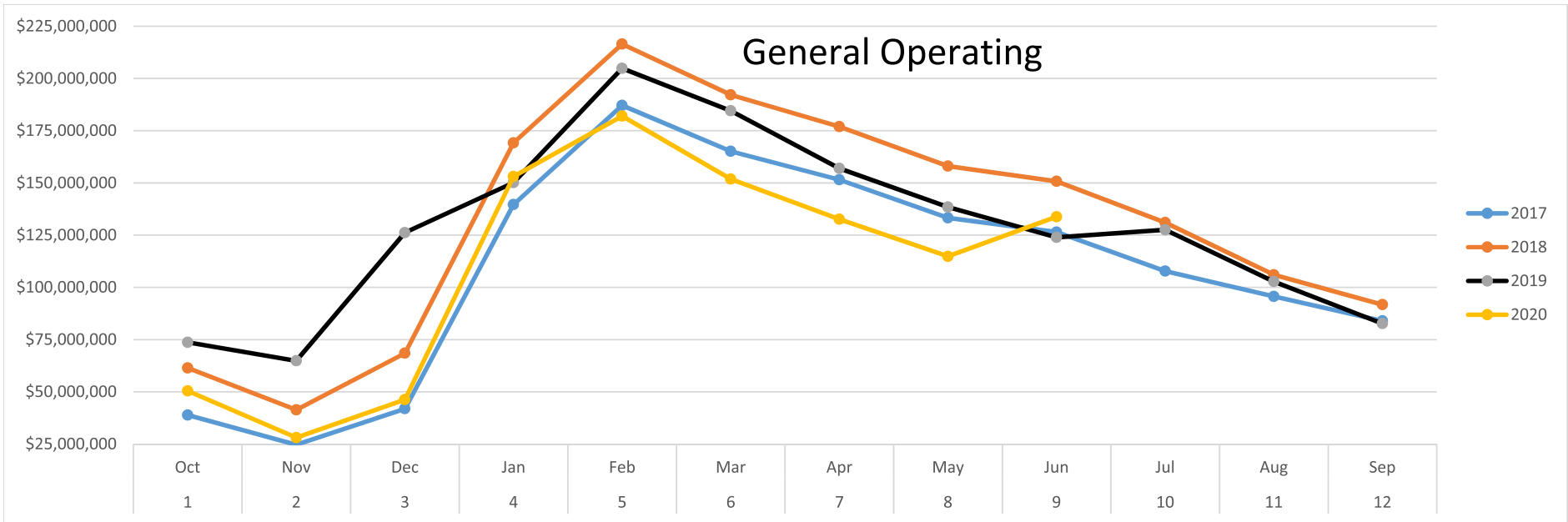
758	2018 Mobility Projects	1,336,635.19	662.38	-	1,337,297.57		1,337,297.57
760	2020 Facilities Bond Projects	-	37,483,350.94	24,670,989.41	12,812,361.53		12,812,361.53
762	2020 Mobility Projects	0.01	67,809,334.78	17,833,685.63	49,975,649.16		49,975,649.16
766	2020 Mobility - Tx Heritage Pkwy	4,513,586.22	1,561.26	-	4,515,147.48	17,014,275.55	21,529,423.03
802	Sr. Lien Toll Rd Rev Bonds 2016	4,019,003.17	22,625.17	265,797.83	3,775,830.51	8,006,717.90	11,782,548.41
805	Grand Pkwy Toll Rd Rev Bond	3,665,186.99	1,267.80	-	3,666,454.79		3,666,454.79
810	Toll Road Operations	1,851,384.42	280,946.68	701,346.17	1,430,984.93	78,977,838.54	80,408,823.47
815	Grand Pkwy Toll Road Ops	7,843,530.09	288,831.78	1,168,184.78	6,964,177.09	24,863,839.90	31,828,016.99
990	County's Cares Act	280,525.17	8,001,755.11	734,480.77	7,547,799.51	126,119,171.46	133,666,970.97
TREA	Treasurer's Account	2,217,744.45	114,580,039.59	116,673,779.10	124,004.94		124,004.94
INVE	FBC Investment Account	-	-	-	-		-
850M	Boon-Chapman Medical	2,297,036.98	2,008,372.49	3,131,555.94	1,173,853.53		1,173,853.53
850D	Boon-Chapman Dental	970,066.11	251,462.91	162,350.21	1,059,178.81		1,059,178.81
882	Boon-Chapman 125	209,428.31	69,959.34	57,277.41	222,110.24		222,110.24
884	Fee Officer's Account	1,861,572.71	1,711,075.62	1,331,257.20	2,241,391.13		2,241,391.13
912	JP Credit Card Processing	19,065.83	245,192.16	256,097.17	8,160.82		8,160.82
908	EMS Credit Card Processing	10,685.07	12,310.97	13,966.42	9,029.62		9,029.62
DACC	D A Credit Card Processing	1,001.33	9,390.23	9,490.11	901.45		901.45
PTCC	Public Transportation Credit Cards	254.51	2,126.46	1,130.71	1,250.26		1,250.26
CSCD	CSCD Credit Card Account	231,247.37	270,170.45	278,928.28	222,489.54		222,489.54
LBCC	Library Credit Card	494.36	2,822.30	2,691.94	624.72		624.72

FORT BEND COUNTY TREASURER'S MONTHLY REPORT
CASH AND INVESTMENT ACTIVITY
June 30, 2020

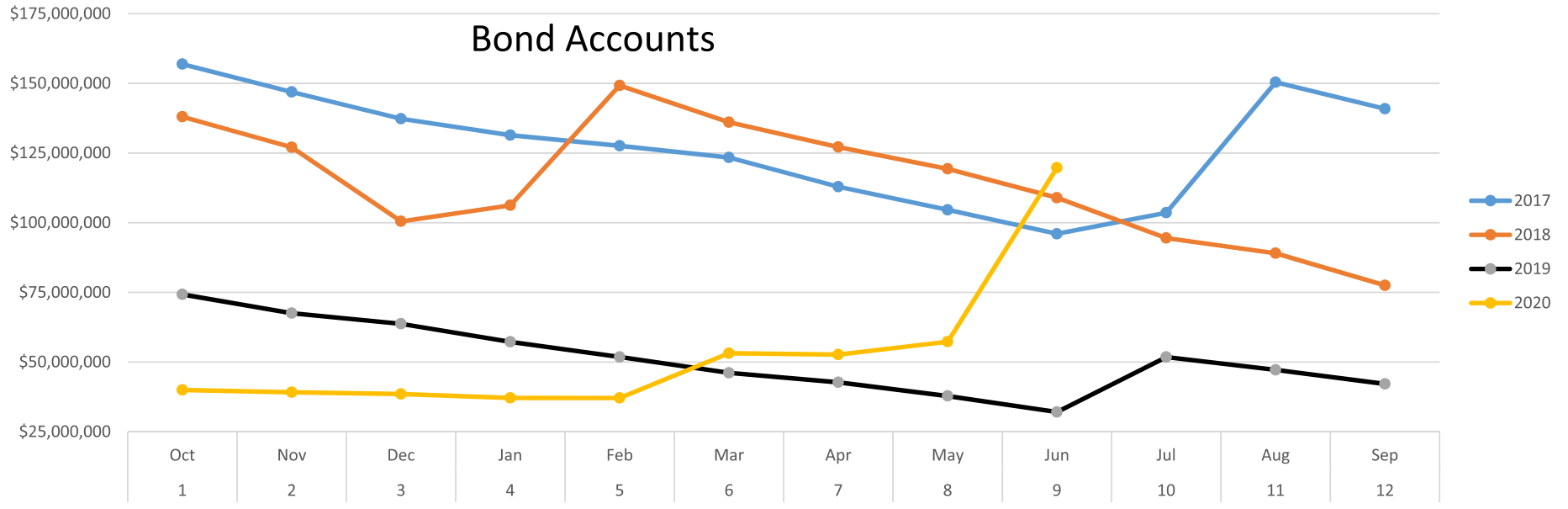
JUCC	Juvenile Credit Card	432.92	2,977.35	3,279.91	130.36		130.36
SOCC	Sheriff Credit Card	20,366.10	22,252.09	24,030.54	18,587.65		18,587.65
TRCC	Toll Road Permit Credit Card	2,297.32	2,551.10	1,798.32	3,050.10		3,050.10
130	Assistance Dist Number 1	1,064,358.28	287,753.31	169,475.47	1,182,636.12	1,592,309.60	2,774,945.72
131	Assistant District Number 2	955,635.08	104,594.85	2,000.00	1,058,229.93	2,502,099.38	3,560,329.31
133	Assistant District Number 4	423,310.32	32,716.27	1,500.00	454,526.59	1,251,049.66	1,705,576.25
134	Assistant District Number 5	264,130.85	4,047.34	500.00	267,678.19		267,678.19
135	Assistant District Number 6	961,715.04	107,355.17	16,029.62	1,053,040.59	2,001,679.46	3,054,720.05
136	Assistant District Number 7	666,173.20	63,266.60	64,659.27	664,780.53		664,780.53
137	Assistant District Number 8	65,745.42	9,797.07	9,565.08	65,977.41		65,977.41
138	Assistant District Number 9	417,710.29	50,674.24	98,407.54	369,976.99	1,000,839.73	1,370,816.72
139	Assistant District Number 10	510,763.83	30,840.62	1,700.00	539,904.45		539,904.45
140	Assistant District Number 11	610,203.67	52,625.18	2,000.00	660,828.85		660,828.85
145	Emergency Svc Dist 100	1,551,835.76	536.78	-	1,552,372.54	1,986,991.14	3,539,363.68
CCCA	Non Fee Officer CC Clearing Acct	100,279.13	101,374.44	130,309.13	71,344.44		71,344.44
JPMT	Juror Payments	16,983.44	5.62	1,136.22	15,852.84		15,852.84
EPEC	Engineering Permitting E-Check	7,882.52	1,022.17	7,642.52	1,262.17		1,262.17
JE11	JP 1-1 E-Filing	459.12	3,859.15	4,318.12	0.15		0.15
JE12	JP 1-2 E-Filing	204.27	6,361.20	6,565.27	0.20		0.20
JE02	JP 2 E-Filing	302.66	8,510.26	8,812.41	0.51		0.51
JE03	JP 3 E-Filing	357.39	9,355.29	9,712.39	0.29		0.29
JP04	JP #4 E-Filing	587.37	8,834.90	9,421.87	0.40		0.40

FORT BEND COUNTY TREASURER'S MONTHLY REPORT
CASH AND INVESTMENT ACTIVITY
June 30, 2020

Total	119,039,573.38	307,791,682.21	221,554,667.38	205,276,588.21	392,395,341.46	597,671,929.67
--------------	-----------------------	-----------------------	-----------------------	-----------------------	-----------------------	-----------------------



Bond Accounts



All Accounts

