

APPLICATION AND CERTIFICATE FOR PAYMENT

AIA DOCUMENT G702

TO OWNER:

Fort Bend County
12550 Emily Court
Sugar Land, Texas 77478

PROJECT:

Fort Bend County
Bus Maintenance
Facility

APPLICATION NO.: 12
PERIOD FROM: 19-Jul-19
PERIOD TO: 22-Aug-19
PROJECT #: RFP 18-055
CONTRACT DATE: 14-Aug-18
CONTRACT #: 168751

Distribution to:

- OWNER
- CONSTRUCTION MANAGER
- ARCHITECT
- GENERAL CONTRACTOR

FROM GENERAL CONTRACTOR:

SpawGlass Construction Corp.
13800 West Road
Houston, TX 77041

OK
8/26/19

CONTRACTOR'S APPLICATION FOR PAYMENT

Application is made for payment, as shown below, in connection with the Contract. Continuation Sheet, AIA Document G703, is attached.

- 1. ORIGINAL CONTRACT SUM \$ 21,084,067.00
- 2. Net change by Change Orders \$ -
- 3. CONTRACT SUM TO DATE \$ 21,084,067.00
- 4. TOTAL COMPLETED & STORED TO DATE ... \$ 18,944,970.69 ✓
(Column G on G703)
- 5. RETAINAGE:
 - a. 5% \$ 947,248.53 ✓
(Column G - F on G703)
 - b. 15% of Stored Material Withheld \$ -
(Column F on G703)
- Total Retainage
(Total in Column K of G703) \$ 947,248.53 ✓
- 6. TOTAL EARNED LESS RETAINAGE \$ 17,997,722.16 ✓
(Line 4 less Line 5 Total)
- 7. LESS PREVIOUS CERTIFICATES FOR PAYMENT
(Line 6 from Prior Certificates) \$ 16,735,167.89
- 8. CURRENT PAYMENT DUE \$ 1,262,554.27 ✓
- 9. BALANCE TO FINISH, INCLUDING RETAINAGE
(Line 3 less Line 6) \$ 3,086,344.84 ✓

The undersigned Contractor certifies that to the best of the Contractor's knowledge, information and belief the Work covered by this Application for Payment has been completed in accordance with the Contract Documents, that all amounts have been paid by the Contractor for Work for which previous Certificates for Payment were issued and payments received from the Owner, and that current payment shown herein is now due.

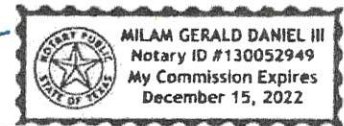
CONTRACTOR:

By: Clare Wilmore
Clare Wilmore, Project Manager
State of: Texas
County of: Harris

Date: 08/19/19

Subscribed and sworn to before me this 19th day of August 2019

Notary Public: Milam G Daniel III



My Commission expires:

CERTIFICATE FOR PAYMENT

(EOR - LAN and CM - HZ)

In accordance with the Contract Documents, based on on-site observations and the data comprising this application, the GC certifies to the Owner that to the best of the their knowledge, information and belief the Work has progressed as indicated, the quality of the Work is in accordance with the Contract Documents, and the Contractor is entitled to payment of the AMOUNT CERTIFIED.

AMOUNT CERTIFIED \$1,262,554.27

(Attach explanation if amount certified differs from the amount applied for. Initial all figures on this Application and on the Continuation Sheet that are changed to conform to the amount certified.)

by: Claude Marshall LAN; E/A Date: 08/22/2019

by: Claude Marshall Date: 8/22/2019

This Certificate is not negotiable. The AMOUNT CERTIFIED is payable only to the Contractor named herein. Issuance, payment and acceptance of payment are without prejudice to any rights of the Owner or Contractor under this Contract.

CHANGE ORDER SUMMARY	ADDITIONS	DEDUCTIONS
Total Changes approved in previous months by Owner	\$ -	\$ -
Total approved this Month (CO & WCD)	\$ -	\$ -
TOTALS	\$ -	\$ -
NET CHANGES by Change Order	\$ -	\$ -

Project #: RFP 18-055 Transit Facility Construction Project
Transit Facility (SpawGlass) Invoice Document Checklist

Application No: 12

Period From: July 19, 2019

Period To: Aug 22, 2019

Huitt-Zollars Construction Manager - Claude Marshall See attached signed checklist

- Payment Report
- Vendor Payment form
- Monthly Progress Report And Schedule Of Values
- Revised Construction Schedule
- Stored Material Up To Date

Approval Signature

FBC Facilities Director - Jaime Knight Signed on Application of Certification for payment

- Confirm the percentage of work completed by Contractor is correct

Approval Signature

FBCPT Procurement & Contracts Manager - Alisha Lessey-Stallworth

Alisha Lessey-Stallworth

- Confirm all documents listed under HZ responsibilities are included
- Confirm 5% retainage of each application for payment is held

Approval/Signature

FBCPT Finance & Administration Manager - Yvette Maldonado

Y. Maldonado 8.28.19

- Purchase Order No. 168751
 - Line 1 Receiver Amount: _____
 - Line 2 Receiver Amount: _____
 - Line 3 Receiver Amount: _____
 - Line 4 Receiver Amount: _____
 - Line 5 Receiver Amount: _____

Approval Signature

864,774.82

464,229.67

- Copy of Project Sub-ledger Report

\$1,329,004.49

Retainage \$166,480



Vendor #	<i>14444</i>
PO #	<i>168751</i>
Receiver #	
Date Received:	
Initials:	
Approved By:	<i>Alisha Lessey-Stallworth</i>
Date:	<i>8/26/19</i>

Pay App # 12

CHECKLIST

Done	N/A	Item
✓		Payment Report
✓		Vendor Payment Form
✓		Monthly Progress Report and Schedule of Values
✓		Revised Construction Schedule
	✓	Stored Material Up to Date

Huitt-Zollars Construction Manager - Claude Marshall: Claude Marshall Date : 8/25/2019

Fort Bend County Public Transportation Bus Maintenance Facility

Fort Bend County RFP No.: **18-055** Date: **08/22/19** Fort Bend County RFP No: 18-055

Project Name: **Fort Bend County Public Transportation Center** Application For Payment Number: 12

General Contractor: **SpawGlass Construction Corp.** Application Period: From 7/19/19 To - **08/22/19**

Item Number	Description of Work / Subcontractor / Supplier / Vendor / Specification Section	Comp. Code	C	D	D'	E		F		G	H	K			
						Scheduled Value	Work in Place from Previous Application & Percent	This Period & Percent	Total Material Currently Stored				Current Payment Due this Period	Total Completed & Stored To Date & Percent	Retainage (%)

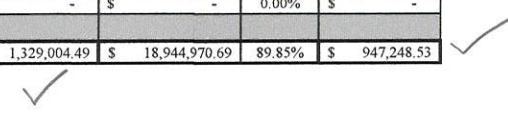
Column Equations Previous G D / C G - D E / C Not in D or E D + E + F G / C G x 5%

Construction Services

1	Bond, Insurance, and Permit		\$ 400,194.00	\$ 400,194.00	100.00%	\$ -	0.00%	\$ -	\$ -	\$ 400,194.00	100.00%	\$ 20,009.70
2	Storm water pollution prevention plan		\$ 20,000.00	\$ 20,000.00	100.00%	\$ -	0.00%	\$ -	\$ -	\$ 20,000.00	100.00%	\$ 1,000.00
3	Storm water quality plan		\$ 5,000.00	\$ 5,000.00	100.00%	\$ -	0.00%	\$ -	\$ -	\$ 5,000.00	100.00%	\$ 250.00
4	Clearing and Grubbing		\$ 45,170.00	\$ 45,170.00	100.00%	\$ -	0.00%	\$ -	\$ -	\$ 45,170.00	100.00%	\$ 2,258.50
5	Administration Building Architectural		\$ 1,157,393.00	\$ 980,784.05	84.74%	\$ 84,017.51	7.26%	\$ -	\$ 84,017.51	\$ 1,064,801.56	92.00%	\$ 53,240.08
6	Administration Building Mechanical		\$ 852,000.00	\$ 766,800.00	90.00%	\$ 42,600.00	5.00%	\$ -	\$ 42,600.00	\$ 809,400.00	95.00%	\$ 40,470.00
7	Administration Building Plumbing		\$ 595,000.00	\$ 565,240.00	95.00%	\$ -	0.00%	\$ -	\$ -	\$ 565,240.00	95.00%	\$ 28,262.00
8	Administration Building Electrical		\$ 619,884.50	\$ 526,901.78	85.00%	\$ 43,391.91	7.00%	\$ -	\$ 43,391.91	\$ 570,293.69	92.00%	\$ 28,514.68
9	Administration Mezzanine		\$ 93,475.00	\$ 79,453.75	85.00%	\$ 10,661.25	11.41%	\$ -	\$ 10,661.25	\$ 90,115.00	96.41%	\$ 4,505.75
10	Maintenance Building Architectural		\$ 1,805,262.00	\$ 1,660,841.04	92.00%	\$ 36,105.24	2.00%	\$ -	\$ 36,105.24	\$ 1,696,946.28	94.00%	\$ 84,847.31
11	Maintenance Building Mechanical		\$ 903,451.00	\$ 632,415.70	70.00%	\$ 90,345.10	10.00%	\$ -	\$ 90,345.10	\$ 722,760.80	80.00%	\$ 36,138.04
12	Maintenance Building Plumbing		\$ 625,000.00	\$ 591,067.00	94.57%	\$ -	0.00%	\$ -	\$ -	\$ 591,067.00	94.57%	\$ 29,553.35
13	Maintenance Building Electrical		\$ 675,758.50	\$ 513,576.45	76.00%	\$ 54,060.68	8.00%	\$ -	\$ 54,060.68	\$ 567,637.13	84.00%	\$ 28,381.86
14	Maintenance Building Mezzanine		\$ 325,000.00	\$ 325,000.00	100.00%	\$ -	0.00%	\$ -	\$ -	\$ 325,000.00	100.00%	\$ 16,250.00
15	Bus parking canopy		\$ 503,000.00	\$ 503,000.00	100.00%	\$ -	0.00%	\$ -	\$ -	\$ 503,000.00	100.00%	\$ 25,150.00
16	Shop equipment		\$ 1,781,764.00	\$ 890,882.00	50.00%	\$ 445,441.00	25.00%	\$ -	\$ 445,441.00	\$ 1,336,323.00	75.00%	\$ 66,816.15
17	Fueling facility		\$ 250,000.00	\$ 187,500.00	75.00%	\$ 25,000.00	10.00%	\$ -	\$ 25,000.00	\$ 212,500.00	85.00%	\$ 10,625.00
18	Fueling canopy		\$ 75,000.00	\$ 75,000.00	100.00%	\$ -	0.00%	\$ -	\$ -	\$ 75,000.00	100.00%	\$ 3,750.00
19	Vehicle wash facility		\$ 250,000.00	\$ 187,500.00	75.00%	\$ 30,000.00	12.00%	\$ -	\$ 30,000.00	\$ 217,500.00	87.00%	\$ 10,875.00
20	Oil water separator		\$ 25,000.00	\$ 25,000.00	100.00%	\$ -	0.00%	\$ -	\$ -	\$ 25,000.00	100.00%	\$ 1,250.00
21	Excavation		\$ 687,942.00	\$ 687,942.00	100.00%	\$ -	0.00%	\$ -	\$ -	\$ 687,942.00	100.00%	\$ 34,397.10
22	Engineered fill		\$ 687,942.00	\$ 687,942.00	100.00%	\$ -	0.00%	\$ -	\$ -	\$ 687,942.00	100.00%	\$ 34,397.10
23	Paving, Curbs, sidewalk, and striping		\$ 4,193,810.00	\$ 3,984,119.50	95.00%	\$ 166,976.50	3.98%	\$ -	\$ 166,976.50	\$ 4,151,096.00	98.98%	\$ 207,554.80
24	Water system		\$ 302,905.00	\$ 302,905.00	100.00%	\$ -	0.00%	\$ -	\$ -	\$ 302,905.00	100.00%	\$ 15,145.25
25	Sanitary Sewer system		\$ 605,819.00	\$ 605,819.00	100.00%	\$ -	0.00%	\$ -	\$ -	\$ 605,819.00	100.00%	\$ 30,290.95
26	Storm Sewer system		\$ 665,800.00	\$ 665,800.00	100.00%	\$ -	0.00%	\$ -	\$ -	\$ 665,800.00	100.00%	\$ 33,290.00
27	Landscaping and irrigation		\$ 241,174.00	\$ 48,234.80	20.00%	\$ 24,117.40	10.00%	\$ -	\$ 24,117.40	\$ 72,352.20	30.00%	\$ 3,617.61
28	Site electrical		\$ 911,749.00	\$ 820,574.15	90.00%	\$ -	0.00%	\$ -	\$ -	\$ 820,574.15	90.00%	\$ 41,028.71
29	500 KW generator		\$ 250,000.00	\$ 245,000.00	98.00%	\$ 5,000.00	2.00%	\$ -	\$ 5,000.00	\$ 250,000.00	100.00%	\$ 12,500.00
30	Fencing and gates		\$ 312,739.00	\$ 281,465.10	90.00%	\$ -	0.00%	\$ -	\$ -	\$ 281,465.10	90.00%	\$ 14,073.26
31	Security (excluding Pelco's Hardware & Software)		\$ 190,226.00	\$ 9,511.30	5.00%	\$ 85,602.00	45.00%	\$ -	\$ 85,602.00	\$ 95,113.30	50.00%	\$ 4,755.67
32	IT/Communications		\$ 70,683.00	\$ 12,000.00	16.98%	\$ 41,012.25	58.02%	\$ -	\$ 41,012.25	\$ 53,012.25	75.00%	\$ 2,650.61
33	Gas line (from Meter to Buildings ONLY)		\$ 10,000.00	\$ 10,000.00	100.00%	\$ -	0.00%	\$ -	\$ -	\$ 10,000.00	100.00%	\$ 500.00
34	Sound wall		\$ 135,000.00	\$ 132,300.00	98.00%	\$ 2,700.00	2.00%	\$ -	\$ 2,700.00	\$ 135,000.00	100.00%	\$ 6,750.00
35	Owner's Contingency		\$ 346,696.33	\$ -	0.00%	\$ -	0.00%	\$ -	\$ -	\$ -	0.00%	\$ -
36	CPR #01 - Additional General Building Permit Fee		\$ 5,653.00	\$ 5,653.00	100.00%	\$ -	0.00%	\$ -	\$ -	\$ 5,653.00	100.00%	\$ 282.65
37	CPR #02 - RFI #31 Brick Blend Modification		\$ 5,123.00	\$ 5,123.00	100.00%	\$ -	0.00%	\$ -	\$ -	\$ 5,123.00	100.00%	\$ 256.15
38	CPR #04 - Transit Down Guy Relocation		\$ 7,461.00	\$ 7,461.00	100.00%	\$ -	0.00%	\$ -	\$ -	\$ 7,461.00	100.00%	\$ 373.05
39	CPR #05 - Gas Sleeve Credit		\$ (8,220.00)	\$ (8,220.00)	100.00%	\$ -	0.00%	\$ -	\$ -	\$ (8,220.00)	100.00%	\$ (411.00)
40	CPR #07 - Trap Guard Credit		\$ (1,590.00)	\$ (1,590.00)	100.00%	\$ -	0.00%	\$ -	\$ -	\$ (1,590.00)	100.00%	\$ (79.50)
41	CPR #08 - Seismic Hangars Credit		\$ (40,125.00)	\$ (40,125.00)	100.00%	\$ -	0.00%	\$ -	\$ -	\$ (40,125.00)	100.00%	\$ (2,006.25)
42	CPR #10 - Aluminum Jacketing on Plumbing Piping Credit		\$ (6,011.00)	\$ (6,011.00)	100.00%	\$ -	0.00%	\$ -	\$ -	\$ (6,011.00)	100.00%	\$ (300.55)
43	CPR #11 - Cold Water Insulation Credit		\$ (3,450.00)	\$ (3,450.00)	100.00%	\$ -	0.00%	\$ -	\$ -	\$ (3,450.00)	100.00%	\$ (172.50)
44	CPR #09 - Credit for Removing Secondary Ductbank		\$ (68,295.00)	\$ (68,295.00)	100.00%	\$ -	0.00%	\$ -	\$ -	\$ (68,295.00)	100.00%	\$ (3,414.75)
45	CPR #13 - ESI 02 Added Wind Girt		\$ 6,126.67	\$ 6,126.67	100.00%	\$ -	0.00%	\$ -	\$ -	\$ 6,126.67	100.00%	\$ 306.33
46	CPR #14 - ESI 01 - RFI 45 Landscaping and Lighting		\$ 27,500.88	\$ 20,625.66	75.00%	\$ -	0.00%	\$ -	\$ -	\$ 20,625.66	75.00%	\$ 1,031.28
47	CPR #16 - RFI 72 Shade Removal Credit		\$ (1,747.50)	\$ (1,747.50)	100.00%	\$ -	0.00%	\$ -	\$ -	\$ (1,747.50)	100.00%	\$ (87.38)

Item Number	Description of Work / Subcontractor / Supplier / Vendor / Specification Section	Comp. Code	C Scheduled Value	D Work in Place from Previous Application & Percent	D'	Current Application				K Retainage (5%)			
						E		F			G		H
						This Period & Percent		Total Material Currently Stored	Current Payment Due this Period		Total Completed & Stored To Date & Percent		G / C
Column Equations			Previous G	D / C	G - D	E / C	Not in D or E	D + E + F	G / C	G x 5%			
Construction Services													
48	CPR #17 - RFI 89 Commercial Sinks Additions		\$ 1,104.30	\$ 1,104.30	100.00%		0.00%	\$ -	\$ -	\$ 1,104.30	100.00%	\$ 55.22	
49	CPR #18 - Genesis Added Scope		\$ 54,594.06	\$ 14,000.00	25.64%	\$ 40,594.06	74.36%	\$ -	\$ 40,594.06	\$ 54,594.06	100.00%	\$ 2,729.70	
50	CPR #19 - RFI 85 Storm Sewer Conflicts		\$ 11,223.49	\$ 11,223.49	100.00%		0.00%	\$ -	\$ -	\$ 11,223.49	100.00%	\$ 561.17	
51	CPR #20 - RFI 83 Power to OWS-1 and OWS-2		\$ 3,131.18	\$ 3,131.18	100.00%		0.00%	\$ -	\$ -	\$ 3,131.18	100.00%	\$ 156.56	
52	CPR #21 - Innerduct in Conduit to Fuel Dump		\$ 16,502.31		0.00%	\$ 16,502.31	100.00%	\$ -	\$ 16,502.31	\$ 16,502.31	100.00%	\$ 825.12	
53	CPR #24 - Fuel Wash Sprinkler Credit		\$ (56,949.00)	\$ (56,949.00)	100.00%		0.00%	\$ -	\$ -	\$ (56,949.00)	100.00%	\$ (2,847.45)	
54	CPR #25 - Primary and Secondary Ductbank		\$ 116,298.06	\$ 116,298.06	100.00%		0.00%	\$ -	\$ -	\$ 116,298.06	100.00%	\$ 5,814.90	
55	CPR #26 - Added C Channel		\$ 6,707.84	\$ 6,707.84	100.00%		0.00%	\$ -	\$ -	\$ 6,707.84	100.00%	\$ 335.39	
56	CPR #27 - 3Form Box Wall Credit		\$ (20,755.00)	\$ (20,755.00)	100.00%		0.00%	\$ -	\$ -	\$ (20,755.00)	100.00%	\$ (1,037.75)	
57	CPR #28 - Four Inch Conduit from Bamore to IT Rm.		\$ 14,219.86	\$ 14,219.86	100.00%		0.00%	\$ -	\$ -	\$ 14,219.86	100.00%	\$ 710.99	
58	CPR #30 - Fuel Wash Floor Sinks		\$ 1,078.51	\$ 1,078.51	100.00%		0.00%	\$ -	\$ -	\$ 1,078.51	100.00%	\$ 53.93	
59	CPR #31 - Credit for Annunciating Panel in Admin		\$ (525.00)	\$ (525.00)	100.00%		0.00%	\$ -	\$ -	\$ (525.00)	100.00%	\$ (26.25)	
60	CPR #32 - Added ADA Ramp at Maintenance Bldg.		\$ 1,166.11	\$ 1,166.11	100.00%		0.00%	\$ -	\$ -	\$ 1,166.11	100.00%	\$ 58.31	
61	CPR #33 - Heavy Duty Cleanouts		\$ 15,222.17	\$ 15,222.17	100.00%		0.00%	\$ -	\$ -	\$ 15,222.17	100.00%	\$ 761.11	
62	CPR #35 - Fuel Tank Bollard Addition		\$ 14,205.70	\$ 14,205.70	100.00%		0.00%	\$ -	\$ -	\$ 14,205.70	100.00%	\$ 710.29	
63	CPR #36 - Tapered Roof System		\$ 6,504.20	\$ 6,504.20	100.00%		0.00%	\$ -	\$ -	\$ 6,504.20	100.00%	\$ 325.21	
64	CPR #37 - RFI 96 Door Type Change		\$ 4,771.21	\$ 4,771.21	100.00%		0.00%	\$ -	\$ -	\$ 4,771.21	100.00%	\$ 238.56	
65	CPR #41 - RFI 135 HVAC Modifications in D109		\$ 1,090.23	\$ 1,090.23	100.00%		0.00%	\$ -	\$ -	\$ 1,090.23	100.00%	\$ 54.51	
66	CPR #39 - Electrical Scope Additions Wash Bay Lift		\$ 4,761.84	\$ 2,380.92	50.00%	\$ 2,380.92	50.00%	\$ -	\$ 2,380.92	\$ 4,761.84	100.00%	\$ 238.09	
67	CPR #43 - RFI 142 Admin Ceiling Height Conflict		\$ 4,958.58	\$ 4,958.58	100.00%		0.00%	\$ -	\$ -	\$ 4,958.58	100.00%	\$ 247.93	
68	CPR #46 - RFI 166 Maint Bldg Louver Size Change		\$ 2,609.51	\$ 2,609.51	100.00%		0.00%	\$ -	\$ -	\$ 2,609.51	100.00%	\$ 130.48	
69	CPR #51 - RFI 140 Admin Structural Steel Conflict		\$ 16,458.67	\$ 16,458.67	100.00%		0.00%	\$ -	\$ -	\$ 16,458.67	100.00%	\$ 822.93	
70	CPR #44 - RFI 137 Raceways Pole Mounted Lt Fixtures		\$ 23,027.90	\$ 23,027.90	100.00%		0.00%	\$ -	\$ -	\$ 23,027.90	100.00%	\$ 1,151.40	
71	CPR #45 - RFI 149 D112 Fixture Mounting Height		\$ 860.67	\$ 860.67	100.00%		0.00%	\$ -	\$ -	\$ 860.67	100.00%	\$ 43.03	
72	CPR #48 - RFI 158 HVAC Fan Disconnect		\$ 3,736.08	\$ 1,868.04	50.00%	\$ 1,868.04	50.00%	\$ -	\$ 1,868.04	\$ 3,736.08	100.00%	\$ 186.80	
73	CPR #50 - RFI 170 Storm Sewer Rerouting		\$ 4,018.14	\$ 4,018.14	100.00%		0.00%	\$ -	\$ -	\$ 4,018.14	100.00%	\$ 200.91	
74	CPR #53 - RFI 128 Special Purpose Outlets		\$ 12,367.64	\$ 2,110.00	17.06%	\$ 10,257.64	82.94%	\$ -	\$ 10,257.64	\$ 12,367.64	100.00%	\$ 618.38	
75	CPR #54 - RFI 177 Motor Starters		\$ 5,850.89	\$ 1,000.00	17.09%	\$ 4,850.89	82.91%	\$ -	\$ 4,850.89	\$ 5,850.89	100.00%	\$ 292.54	
76	CPR #55 - RFI 174 Added Electrical Circuits		\$ 399.75	\$ 399.75	100.00%		0.00%	\$ -	\$ -	\$ 399.75	100.00%	\$ 19.99	
77	CPR #56 - RFI 141 Outdoor Patio Kicker Enclosure		\$ 8,088.79		0.00%		0.00%	\$ -	\$ -	\$ -	0.00%	\$ -	
78	CPR #58 - RFI 178 ACCU's Breaker Size Change		\$ 797.16	\$ 510.00	63.98%	\$ 287.16	36.02%	\$ -	\$ 287.16	\$ 797.16	100.00%	\$ 39.86	
79	CPR #59 - RFI 193 Booster Pump Electrical Requirements		\$ 1,489.98	\$ 350.00	23.49%	\$ 1,139.98	76.51%	\$ -	\$ 1,139.98	\$ 1,489.98	100.00%	\$ 74.50	
80	CPR #62 - Fuel Wash Building Fire Risers		\$ 6,093.56	\$ 6,093.56	100.00%		0.00%	\$ -	\$ -	\$ 6,093.56	100.00%	\$ 304.68	
81	CPR #63 - RFI 185 Admin Corridor Sprinklers		\$ 3,038.03	\$ 3,038.03	100.00%		0.00%	\$ -	\$ -	\$ 3,038.03	100.00%	\$ 151.90	
82	CPR #65 - RFI 205 Dedication Plaque Size Change		\$ 468.92		0.00%		0.00%	\$ -	\$ -	\$ -	0.00%	\$ -	
83	CPR #67 - RFI 194 Equipment Circuits		\$ 5,042.00	\$ 250.00	4.96%	\$ 4,792.00	95.04%	\$ -	\$ 4,792.00	\$ 5,042.00	100.00%	\$ 252.10	
84	CPR #68 - RFI 199 FS Compressor Changes		\$ 249.70		0.00%	\$ 249.70	100.00%	\$ -	\$ 249.70	\$ 249.70	100.00%	\$ 12.49	
85	CPR #71 - Admin Lettering and Seal		\$ 18,068.48		0.00%		0.00%	\$ -	\$ -	\$ -	0.00%	\$ -	
86	CPR #57 - Fuel Building and Canopy Sprinkler		\$ 59,009.79		0.00%	\$ 12,982.15	22.00%	\$ -	\$ 12,982.15	\$ 12,982.15	22.00%	\$ 649.11	
87	CPR #64 - FBC IT Site Modifications DAC		\$ 71,163.78	\$ 20,000.00	28.10%	\$ 18,000.00	25.29%	\$ -	\$ 18,000.00	\$ 38,000.00	53.40%	\$ 1,900.00	
88	CPR #72 - ESI 04 Fuel Wash Area Foundation		\$ 3,049.12	\$ 3,049.12	100.00%		0.00%	\$ -	\$ -	\$ 3,049.12	100.00%	\$ 152.46	
89	CPR #49 - RFI 161 Restroom/Locker Room Light Switches		\$ 3,006.92		0.00%	\$ 1,500.00	49.88%	\$ -	\$ 1,500.00	\$ 1,500.00	49.88%	\$ 75.00	
90	CPR #52 - RFI 167 Corridor AC Interior Wood Screen Support		\$ 5,064.29		0.00%	\$ 5,064.29	100.00%	\$ -	\$ 5,064.29	\$ 5,064.29	100.00%	\$ 253.21	
91	CPR #60 - RFI 171 Maintenance Building Ramp		\$ 3,237.27		0.00%		0.00%	\$ -	\$ -	\$ -	0.00%	\$ -	
92	CPR #74 - RFI 195 Toilet Accessory Modifications		\$ 865.15		0.00%		0.00%	\$ -	\$ -	\$ -	0.00%	\$ -	
93	CPR #75 - RFI 208 Gas Riser Bollards		\$ 4,193.70		0.00%	\$ 2,500.00	59.61%	\$ -	\$ 2,500.00	\$ 2,500.00	59.61%	\$ 125.00	
94	CPR #76 - Intercom Infrastructure to Maintenance		\$ 2,372.71		0.00%		0.00%	\$ -	\$ -	\$ -	0.00%	\$ -	
95	CPR #69 - RFI 204 Repair Bay Lighting Controls		\$ 3,465.29		0.00%		0.00%	\$ -	\$ -	\$ -	0.00%	\$ -	
96	CPR #70 - RFI 196 Exhaust Fan Motors		\$ 7,107.59		0.00%	\$ 7,107.59	100.00%	\$ -	\$ 7,107.59	\$ 7,107.59	100.00%	\$ 355.38	
97	CPR #73 - Bamore Driveways Credit		\$ (14,859.20)		0.00%	\$ (14,859.20)	100.00%	\$ -	\$ (14,859.20)	\$ (14,859.20)	100.00%	\$ (742.96)	
98	CPR #77 - RFI 206 Striping and Signage Additions		\$ 21,928.51		0.00%		0.00%	\$ -	\$ -	\$ -	0.00%	\$ -	

A Item Number	B Description of Work / Subcontractor / Supplier / Vendor / Specification Section	Comp. Code	C Scheduled Value	D Work in Place from Previous Application & Percent	D'	E				F		G	H	K
						Current Application				Total Material Currently Stored	Current Payment Due this Period	Total Completed & Stored To Date & Percent	Retainage (5%)	
						This Period & Percent		G - D						E / C
Column Equations				Previous G	D / C	G - D	E / C	Not in D or E		D + E + F	G / C	G x 5%		
Construction Services														
99	CPR 79 - RFI 212 Window Film at Admin		\$ 5,245.97		0.00%	\$ 5,245.97	100.00%	\$ -	\$ 5,245.97	\$ 5,245.97	100.00%	\$ 262.30		
100	CPR #80 - RFI 216 Circuits for Lighting Control		\$ 1,041.00		0.00%	\$ 500.00	48.03%	\$ -	\$ 500.00	\$ 500.00	48.03%	\$ 25.00		
101	CPR #82 - TV Infrastructure Modifications		\$ 8,009.78		0.00%	\$ 8,009.78	100.00%	\$ -	\$ 8,009.78	\$ 8,009.78	100.00%	\$ 400.49		
102	CPR #86 - RFI 114 VW Window Credit		\$ (4,080.00)		0.00%	\$ (4,080.00)	100.00%	\$ -	\$ (4,080.00)	\$ (4,080.00)	100.00%	\$ (204.00)		
103	CPR #87 - RFI 223 CMU Cap Maintenance		\$ 1,545.08		0.00%	\$ 1,545.08	100.00%	\$ -	\$ 1,545.08	\$ 1,545.08	100.00%	\$ 77.25		
104	CPR #89 - RFI 225 Admin Downspout Conflict		\$ 1,334.06		0.00%	\$ 1,334.06	100.00%	\$ -	\$ 1,334.06	\$ 1,334.06	100.00%	\$ 66.70		
105	CPR #84 - RFI 172 Exterior Branch Wiring		\$ 7,093.52		0.00%	\$ -	0.00%	\$ -	\$ -	\$ -	0.00%	\$ -		
106	CPR #61 - RFI 183 Maintenance Ramps		\$ 22,991.04		0.00%	\$ 5,000.00	21.75%	\$ -	\$ 5,000.00	\$ 5,000.00	21.75%	\$ 250.00		
107	CPR #47R1 - RFI 163 Collateral Loading		\$ 4,209.97		0.00%	\$ 4,209.97	100.00%	\$ -	\$ 4,209.97	\$ 4,209.97	100.00%	\$ 210.50		
108	CPR #83R1 - RFI 192 Wash System Electrical Changes		\$ 8,634.00		0.00%	\$ 4,000.00	46.33%	\$ -	\$ 4,000.00	\$ 4,000.00	46.33%	\$ 200.00		
109	CPR #85 - RFI 224 D109 Furr Out		\$ 991.26		0.00%	\$ 991.26	100.00%	\$ -	\$ 991.26	\$ 991.26	100.00%	\$ 49.56		
110	CPR #88 - IP Dialers for Fire Alarm System		\$ 3,206.50		0.00%	\$ -	0.00%	\$ -	\$ -	\$ -	0.00%	\$ -		
Cost of Work Subtotal			\$ 21,084,067.00	\$ 17,615,966.20	83.55%	\$ 1,329,004.49	6.30%	\$ -	\$ 1,329,004.49	\$ 18,944,970.69	89.85%	\$ 947,248.53		



Agreement	\$	21,084,067
Auditors Certificate	\$	21,084,067

07-19-19 to 08-22-19

Construction Services		Original Budget	Modification	Total Budget	Total Expenditures	Project Balance	Retainage	Application No.
								12
1	Bond, Insurance and Permit	\$ 400,194.00	\$ -	\$ 400,194.00	\$ 400,194.00	\$ -	\$ 20,009.70	\$ -
2	Storm Water Pollution Prevention Plan	\$ 20,000.00	\$ -	\$ 20,000.00	\$ 20,000.00	\$ -	\$ 1,000.00	\$ -
3	Storm Water Quality Plan	\$ 5,000.00	\$ -	\$ 5,000.00	\$ 5,000.00	\$ -	\$ 250.00	\$ -
4	Clearing and Grubbing	\$ 45,170.00	\$ -	\$ 45,170.00	\$ 45,170.00	\$ -	\$ 2,258.50	\$ -
5	Administration Building Architectural	\$ 1,157,393.00	\$ -	\$ 1,157,393.00	\$ 1,064,801.56	\$ 92,591.44	\$ 53,240.08	\$ 84,017.51
6	Administration Building Mechanical	\$ 852,000.00	\$ -	\$ 852,000.00	\$ 809,400.00	\$ 42,600.00	\$ 40,470.00	\$ 42,600.00
7	Administration Building Plumbing	\$ 595,000.00	\$ -	\$ 595,000.00	\$ 565,240.00	\$ 29,760.00	\$ 28,262.00	\$ -
8	Administration Building Electrical	\$ 635,413.00	\$ (15,528.50)	\$ 619,884.50	\$ 570,293.69	\$ 49,590.81	\$ 28,514.68	\$ 43,391.91
9	Administration Mezzanine	\$ 93,475.00	\$ -	\$ 93,475.00	\$ 90,115.00	\$ 3,360.00	\$ 4,505.75	\$ 10,661.25
10	Maintenance Building Architectural	\$ 1,805,262.00	\$ -	\$ 1,805,262.00	\$ 1,696,946.28	\$ 108,315.72	\$ 84,847.31	\$ 36,105.24
11	Maintenance Building Mechanical	\$ 903,451.00	\$ -	\$ 903,451.00	\$ 722,760.80	\$ 180,690.20	\$ 36,138.04	\$ 90,345.10
12	Maintenance Building Plumbing	\$ 625,000.00	\$ -	\$ 625,000.00	\$ 591,067.00	\$ 33,933.00	\$ 29,553.35	\$ -
13	Maintenance Building Electrical	\$ 691,287.00	\$ (15,528.50)	\$ 675,758.50	\$ 567,637.13	\$ 108,121.37	\$ 28,381.86	\$ 54,060.68
14	Maintenance Building Mezzanine	\$ 325,000.00	\$ -	\$ 325,000.00	\$ 325,000.00	\$ -	\$ 16,250.00	\$ -
15	Bus Parking Canopy	\$ 503,000.00	\$ -	\$ 503,000.00	\$ 503,000.00	\$ -	\$ 25,150.00	\$ -
16	Shop Equipment	\$ 1,781,764.00	\$ -	\$ 1,781,764.00	\$ 1,336,323.00	\$ 445,441.00	\$ 66,816.15	\$ 445,441.00
17	Fueling Facility	\$ 250,000.00	\$ -	\$ 250,000.00	\$ 212,500.00	\$ 37,500.00	\$ 10,625.00	\$ 25,000.00
18	Fueling Canopy	\$ 75,000.00	\$ -	\$ 75,000.00	\$ 75,000.00	\$ -	\$ 3,750.00	\$ -
19	Vehicle Wash Facility	\$ 250,000.00	\$ -	\$ 250,000.00	\$ 217,500.00	\$ 32,500.00	\$ 10,875.00	\$ 30,000.00
20	Oil Water Separator	\$ 25,000.00	\$ -	\$ 25,000.00	\$ 25,000.00	\$ -	\$ 1,250.00	\$ -
21	Excavation	\$ 687,942.00	\$ -	\$ 687,942.00	\$ 687,942.00	\$ -	\$ 34,397.10	\$ -
22	Engineered Fill	\$ 687,942.00	\$ -	\$ 687,942.00	\$ 687,942.00	\$ -	\$ 34,397.10	\$ -
23	Paving, Curbs, Sidewalk and Striping	\$ 4,193,810.00	\$ -	\$ 4,193,810.00	\$ 4,151,096.00	\$ 42,714.00	\$ 207,554.80	\$ 166,976.50
24	Water System	\$ 302,905.00	\$ -	\$ 302,905.00	\$ 302,905.00	\$ -	\$ 15,145.25	\$ -
25	Sanitary Sewer System	\$ 605,819.00	\$ -	\$ 605,819.00	\$ 605,819.00	\$ -	\$ 30,290.95	\$ -
26	Storm Sewer System	\$ 665,800.00	\$ -	\$ 665,800.00	\$ 665,800.00	\$ -	\$ 33,290.00	\$ -
27	Landscaping and Irrigation	\$ 241,174.00	\$ -	\$ 241,174.00	\$ 72,352.20	\$ 168,821.80	\$ 3,617.61	\$ 24,117.40
28	Site Electrical	\$ 911,749.00	\$ -	\$ 911,749.00	\$ 820,574.15	\$ 91,174.85	\$ 41,028.71	\$ -
29	500 KW Generator	\$ 250,000.00	\$ -	\$ 250,000.00	\$ 250,000.00	\$ -	\$ 12,500.00	\$ 5,000.00
30	Fencing and Gates	\$ 312,739.00	\$ -	\$ 312,739.00	\$ 281,465.10	\$ 31,273.90	\$ 14,073.26	\$ -
31	Security (excluding Pelco's Hardware & Software)	\$ 159,169.00	\$ 31,057.00	\$ 190,226.00	\$ 95,113.30	\$ 95,112.70	\$ 4,755.67	\$ 85,602.00
32	IT Communications	\$ 70,683.00	\$ -	\$ 70,683.00	\$ 53,012.25	\$ 17,670.75	\$ 2,650.61	\$ 41,012.25
33	Gas Line (from Meter to Buildings ONLY)	\$ 10,000.00	\$ -	\$ 10,000.00	\$ 10,000.00	\$ -	\$ 500.00	\$ -
34	Sound Wall	\$ 135,000.00	\$ -	\$ 135,000.00	\$ 135,000.00	\$ -	\$ 6,750.00	\$ 2,700.00
35	Owner's Contingency	\$ 810,926.00	\$ (464,229.67)	\$ 346,696.33	\$ -	\$ 346,696.33	\$ -	\$ -
36	1 Additional General Building Permit Fee (PAYAPP 3)	\$ -	\$ 5,653.00	\$ 5,653.00	\$ 5,653.00	\$ -	\$ 282.65	\$ -
37	2 RFI #31 Brick Blend Modification (PAYAPP 3)	\$ -	\$ 5,123.00	\$ 5,123.00	\$ 5,123.00	\$ -	\$ 256.15	\$ -
38	4 Transit Down Guy Relocation (PAYAPP 3)	\$ -	\$ 7,461.00	\$ 7,461.00	\$ 7,461.00	\$ -	\$ 373.05	\$ -
39	5 Gas Sleeve Credit (PAYAPP 3)	\$ -	\$ (8,220.00)	\$ (8,220.00)	\$ (8,220.00)	\$ -	\$ (411.00)	\$ -
40	7 Trap Guard Credit (PAYAPP 5)	\$ -	\$ (1,590.00)	\$ (1,590.00)	\$ (1,590.00)	\$ -	\$ (79.50)	\$ -
41	8 Sesimic Hangers Credit (PAYAPP 5)	\$ -	\$ (40,125.00)	\$ (40,125.00)	\$ (40,125.00)	\$ -	\$ (2,006.25)	\$ -
42	10 Aluminum Jacketing on Plumbing Piping Credit (PAYAPP 5)	\$ -	\$ (6,011.00)	\$ (6,011.00)	\$ (6,011.00)	\$ -	\$ (300.55)	\$ -
43	11 Cold Water Insulation Credit (PAYAPP 5)	\$ -	\$ (3,450.00)	\$ (3,450.00)	\$ (3,450.00)	\$ -	\$ (172.50)	\$ -
44	9 Credit for Removing Secondary Ductbank (PAYAPP 6)	\$ -	\$ (68,295.00)	\$ (68,295.00)	\$ (68,295.00)	\$ -	\$ (3,414.75)	\$ -
45	13 ESI 02 Added Wind Girt (PAYAPP 6)	\$ -	\$ 6,126.67	\$ 6,126.67	\$ 6,126.67	\$ -	\$ 306.33	\$ -
46	14 ESI 01 RFI 45 Landscaping and Lighting (PAYAPP 6) (PAY APP 8)	\$ -	\$ 27,500.88	\$ 27,500.88	\$ 20,625.66	\$ 6,875.22	\$ 1,031.28	\$ -
47	16 RFI 72 Shade Removal Credit (PAYAPP 6)	\$ -	\$ (1,747.50)	\$ (1,747.50)	\$ (1,747.50)	\$ -	\$ (87.38)	\$ -
48	17 RFI 89 Commercial Sinks (PAYAPP 6)	\$ -	\$ 1,104.30	\$ 1,104.30	\$ 1,104.30	\$ -	\$ 55.22	\$ -
49	18 Genesis Added Scope (PAYAPP 6) (PAY APP 11)	\$ -	\$ 54,594.06	\$ 54,594.06	\$ 54,594.06	\$ -	\$ 2,729.70	\$ 40,594.06
50	19 RFI 85 Storm Sewer Conflicts (PAYAPP 6) (PAYAPP 7)	\$ -	\$ 11,223.49	\$ 11,223.49	\$ 11,223.49	\$ -	\$ 561.17	\$ -
51	20 RFI 83 Power to OWS1 and OWS2 (PAYAPP 6) (PAYAPP 7)	\$ -	\$ 3,131.18	\$ 3,131.18	\$ 3,131.18	\$ -	\$ 156.56	\$ -
52	21 Innerduct in Conduit to Fuel Dump (PAYAPP 6)	\$ -	\$ 16,502.31	\$ 16,502.31	\$ 16,502.31	\$ -	\$ 825.12	\$ 16,502.31
53	24 Fuel Wash Sprinkler Credit (PAYAPP 6)	\$ -	\$ (56,949.00)	\$ (56,949.00)	\$ (56,949.00)	\$ -	\$ (2,847.45)	\$ -
54	25 Primary and Secondary Ductbank (PAY APP 8) (PAY APP 10)	\$ -	\$ 116,298.06	\$ 116,298.06	\$ 116,298.06	\$ -	\$ 5,814.90	\$ -
55	26 Added C Channel (PAYAPP 7)	\$ -	\$ 6,707.84	\$ 6,707.84	\$ 6,707.84	\$ -	\$ 335.39	\$ -
56	27 3Form Box Wall Credit (PAYAPP 7)	\$ -	\$ (20,755.00)	\$ (20,755.00)	\$ (20,755.00)	\$ -	\$ (1,037.75)	\$ -
57	28 Four Inch Conduit from Bamore to IT Rm (PAYAPP 7)	\$ -	\$ 14,219.86	\$ 14,219.86	\$ 14,219.86	\$ -	\$ 710.99	\$ -
58	30 Fuel Wash Floor Sinks (PAYAPP 7) (PAY APP 8)	\$ -	\$ 1,078.51	\$ 1,078.51	\$ 1,078.51	\$ -	\$ 53.93	\$ -
59	31 Credit for Annunciating Panel in Admin (PAYAPP 7)	\$ -	\$ (525.00)	\$ (525.00)	\$ (525.00)	\$ -	\$ (26.25)	\$ -
60	32 Added ADA Ramp at Maintenance Bldg (PAYAPP 7)	\$ -	\$ 1,166.11	\$ 1,166.11	\$ 1,166.11	\$ -	\$ 58.31	\$ -
61	33 Heavy Duty Cleanouts (PAYAPP 7)	\$ -	\$ 15,222.17	\$ 15,222.17	\$ 15,222.17	\$ -	\$ 761.11	\$ -
62	35 Fuel Tank Bollard Addition (PAYAPP 7)	\$ -	\$ 14,205.70	\$ 14,205.70	\$ 14,205.70	\$ -	\$ 710.29	\$ -
63	36 Tapered Roof System (PAYAPP 7)	\$ -	\$ 6,504.20	\$ 6,504.20	\$ 6,504.20	\$ -	\$ 325.21	\$ -
64	37 RFI 96 Door Type Change (PAY APP 8)	\$ -	\$ 4,771.21	\$ 4,771.21	\$ 4,771.21	\$ -	\$ 238.56	\$ -
65	41 RFI 135 HVAC Modifications in D109 (PAY APP 8)	\$ -	\$ 1,090.23	\$ 1,090.23	\$ 1,090.23	\$ -	\$ 54.51	\$ -
66	39 Electrical Scope Additions Wash Bay Lift (PAY APP 9)	\$ -	\$ 4,761.84	\$ 4,761.84	\$ 4,761.84	\$ -	\$ 238.09	\$ 2,380.92
67	43 RFI 142 Admin Ceiling Height Conflict (PAY APP 9) (PAY APP 10)	\$ -	\$ 4,958.58	\$ 4,958.58	\$ 4,958.58	\$ -	\$ 247.93	\$ -
68	46 RFI 166 Maint Bldg Lower Size Change (PAY APP 9)	\$ -	\$ 2,609.51	\$ 2,609.51	\$ 2,609.51	\$ -	\$ 130.48	\$ -
69	51 RFI 140 Admin Structural Steel Conflict (PAY APP 9)	\$ -	\$ 16,458.67	\$ 16,458.67	\$ 16,458.67	\$ -	\$ 822.93	\$ -
70	44 RFI 137 Raceways Pole Mounted Lt Fixtures (Pay APP 10)	\$ -	\$ 23,027.90	\$ 23,027.90	\$ 23,027.90	\$ -	\$ 1,151.40	\$ -
71	45 RFI 149 D112 Fixture Mounting Height (Pay APP 10)	\$ -	\$ 860.67	\$ 860.67	\$ 860.67	\$ -	\$ 43.03	\$ -
72	48 RFI 158 HVAC Fan Disconnect (Pay APP 10) (PAY APP 11)	\$ -	\$ 3,736.08	\$ 3,736.08	\$ 3,736.08	\$ -	\$ 186.80	\$ 1,868.04
73	50 RFI 170 Storm Sewer Rerouting (Pay APP 10)	\$ -	\$ 4,018.14	\$ 4,018.14	\$ 4,018.14	\$ -	\$ 200.91	\$ -
74	53 RFI 128 Special Purpose Outlets (Pay APP 10) (PAY APP 11)	\$ -	\$ 12,367.64	\$ 12,367.64	\$ 12,367.64	\$ -	\$ 618.38	\$ 10,257.64
75	54 RFI 177 Motor Starters (Pay APP 10) (PAY APP 11)	\$ -	\$ 5,850.89	\$ 5,850.89	\$ 5,850.89	\$ -	\$ 292.54	\$ 4,850.89
76	55 RFI 174 Added Electrical circuits (Pay APP 10) (PAY APP 11)	\$ -	\$ 399.75	\$ 399.75	\$ 399.75	\$ -	\$ 19.99	\$ -
77	56 RFI 141 Outdoor Patio Kicker Enclosure (Pay APP 10)	\$ -	\$ 8,088.79	\$ 8,088.79	\$ -	\$ 8,088.79	\$ -	\$ -
78	58 RFI 178 ACCU's Breaker Size Change (PAY APP 10)	\$ -	\$ 797.16	\$ 797.16	\$ 797.16	\$ -	\$ 39.86	\$ 287.16
79	59 Booster Pump Electrical Requirements (Pay APP 10)	\$ -	\$ 1,489.98	\$ 1,489.98	\$ 1,489.98	\$ -	\$ 74.50	\$ 1,139.98
80	62 Fuel Wash Building Fire Risers (Pay APP 10)	\$ -	\$ 6,093.56	\$ 6,093.56	\$ 6,093.56	\$ -	\$ 304.68	\$ -
81	63 RFI 185 Admin Corridor Sprinklers (Pay APP 10) (PAY APP 11)	\$ -	\$ 3,038.03	\$ 3,038.03	\$ 3,038.03	\$ -	\$ 151.90	\$ -
82	65 RFI 205 Dedication Plaque Size Change (Pay APP 10)	\$ -	\$ 468.92	\$ 468.92	\$ -	\$ 468.92	\$ -	\$ -
83	67 RFI 194 Equipment Circuits (Pay APP 10) (PAY APP 11)	\$ -	\$ 5,042.00	\$ 5,042.00	\$ 5,042.00	\$ -	\$ 252.10	\$ 4,792.00
84	68 RFI 199 FS Compressor Changes (Pay APP 10)	\$ -	\$ 249.70	\$ 249.70	\$ 249.70	\$ -	\$ 12.49	\$ 249.70
85	71 Admin Lettering and Seal (Pay APP 10)	\$ -	\$ 18,068.48	\$ 18,068.48	\$ -	\$ 18,068.48	\$ -	\$ -
86	57 Fuel Building & Canopy Sprinkler (Pay APP 11)	\$ -	\$ 59,009.79	\$ 59,009.79	\$ 12,982.15	\$ 46,027.64	\$ 649.11	\$ 12,982.15
87	64 FBC IT Site Modifications DAC (Pay APP 10) (Pay APP 10)	\$ -	\$ 71,163.78	\$ 71,163.78	\$ 38,000.00	\$ 33,163.78	\$ 1,900.00	\$ 18,000.00
88	72 ESI 04 Fuel Wash Area Foundation (Pay APP 10) (Pay APP 11)	\$ -	\$ 3,049.12	\$ 3,049.12	\$ 3,049.12	\$ -	\$ 152.46	\$ -
89	49 RFI 161 Restroom/Locker Room Light Switches (Pay APP 11)	\$ -	\$ 3,006.92	\$ 3,006.92	\$ 1,500.00	\$ 1,506.92	\$ 75.00	\$ 1,500.00
90	52 RFI 167 Corridor AC Interior Wood Screen Support (PAY APP 11)	\$ -	\$ 5,064.29	\$ 5,064.29	\$ 5,064.29	\$ -	\$ 253.21	\$ 5,064.29
91	60 RFI 171 Maintenance Building Ramp (Pay APP 11)	\$ -	\$ 3,237.27	\$ 3,237.27	\$ -	\$ 3,237.27	\$ -	\$ -
92	74 RFI 195 Toilet Accessory Modifications (PAY APP 11)	\$ -	\$ 865.15	\$ 865.15	\$ -	\$ 865.15	\$ -	\$ -
93	75 RFI 208 Gas Riser Bollards (Pay APP 11)	\$ -	\$ 4,193.70	\$ 4,193.70	\$ 2,500.00	\$ 1,693.70	\$ 125.00	\$ 2,500.00
94	76 Intercom Infrastructure to Maintenance (PAY APP 11)	\$ -	\$ 2,372.71	\$ 2,372.71	\$ -	\$ 2,372.71	\$ -	\$ -
95	69 RFI 204 Repair Bay Lighting Controls	\$ -	\$ 3,465.29	\$ 3,465.29	\$ -	\$ 3,465.29	\$ -	\$ -
96	70 RFI 196 Exhaust Fan Motors	\$ -	\$ 7,107.59	\$ 7,107.59	\$ 7,107.59	\$ -	\$ 355.38	\$ 7,107.59
97	73 Bamore Driveways Credit	\$ -	\$ (14,859.20)	\$ (14,859.20)	\$ (14,859.20)	\$ -	\$ (742.96)	\$ (14,859.20)
98	77 RFI 206 Striping and Signage Additions	\$ -	\$ 21,928.51	\$ 21,928.51	\$ -	\$ 21,928.51	\$ -	\$ -
99	79 RFI 212 Window Film at Admin	\$ -	\$ 5,245.97	\$ 5,245.97	\$ 5,245.97	\$ -	\$ 262.30	\$ 5,245.97
100	80 RFI 216 Circuits for Lighting Control	\$ -	\$ 1,041.00	\$ 1,041.00	\$ 500.00	\$ 541.00	\$ 25.00	\$ 500.00
101	82 TV Infrastructure Modifications	\$ -	\$ 8,009.78	\$ 8,009.78	\$ 8,009.78	\$ -	\$ 400.49	\$ 8,009.78
102	86 RFI 114 VW Window Credit	\$ -	\$ (4,080.00)	\$ (4,080.00)	\$ (4,080.00)	\$ -	\$ (204.00)	\$ (4,080.00)
103	87 RFI 223 CMU Cap Maintenance	\$ -	\$ 1,545.08	\$ 1,545.08	\$ 1,545.08	\$ -	\$ 77.25	\$ 1,545.08
104	89 RFI 225 Admin Downspout Conflict	\$ -	\$ 1,334.06	\$ 1,334.06	\$ 1,334.06	\$ -	\$ 66.70	\$ 1,334.06
105	84 RFI 172 Exterior Branch Wiring	\$ -	\$ 7,093.52	\$ 7,093.52	\$ -	\$ 7,093.52	\$ -	\$ -
106	61 RFI 183 Maintenance Ramps	\$ -	\$ 22,991.04	\$ 22,991.04	\$ 5,000.00	\$ 17,991.04	\$ 250.00	\$ 5,000.00
107	47RI RFI 163 Collateral Loading	\$ -	\$ 4,209.97	\$ 4,209.97	\$ 4,209.97	\$ -	\$ 210.50	\$ 4,209.97
108	83RI RFI 192 Wash System Electrical Changes	\$ -	\$ 8,634.00	\$ 8,634.00	\$ 4,000.00	\$ 4,634.00	\$ 200.00	\$ 4,000.00
109	85 RFI 224 D109 Furr Out	\$ -	\$ 991.26	\$ 991.26	\$ 991.26	\$ -	\$ 49.56	\$ 991.26

EXHIBIT G

CONDITIONAL WAIVER AND RELEASE ON PROGRESS PAYMENT

Project Fort Bend County Transit Center

Contract No. RFP 18-055

SpawGlass Job No. 4018015

"On receipt by the signer of this document of a check from Fort Bend County(maker of check) in the sum of \$1,262,554.27 payable to SpawGlass Construction Corp. (payee or payees of check) and when the check has been properly endorsed and has been paid by the bank on which it is drawn, this document becomes effective to release any mechanic's lien right, any right arising from a payment bond that complies with a state or federal statute, any common law payment bond right, any claim for payment, and any rights under any similar ordinance, rule, or statute related to claim or payment rights for persons in the signer's position that the signer has on the property of Fort Bend County. (owner) located at 3737 Bamore Rd. Rosenberg, Texas (location) to the following extent: site improvements (job description).

This release covers a progress payment for all labor, services, equipment, or materials furnished to the property or to Fort Bend County. (person with whom signer contracted) as indicated in the attached statement(s) or progress payment request(s), except for unpaid retention, pending modifications and changes, or other items furnished.

Before any recipient of this document relies on this document, the recipient should verify evidence of payment to the signer.

The signer warrants that the signer has already paid or will use the funds received from this progress payment to promptly pay in full all of the signer's laborers, subcontractors, materialmen, and suppliers for all work, materials, equipment, or services provided for or to the above referenced project in regard to the attached statement(s) or progress payment request(s)."

Date 8/19/19

SpawGlass Construction Corp. (Company Name)

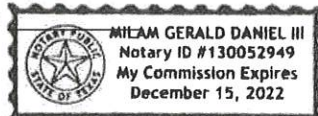
By Clare Wilmore (Signature)

Clare Wilmore, Project Manager (Name, Title)

This instrument was executed and acknowledged before me on this 19th day of August, 2019 by Clare Wilmore known to me as the person whose name is subscribed above, as Project Manager [title] of SpawGlass Construction Corp. [company], on behalf of and as the authorized act of said entity.

Milam G. Daniel III
Notary Public in and for the State of Texas

My Commission Expires:



VENDOR PAYMENT REPORT

Fort Bend County Public Transportation Department

FBC - Public Transportation
 DBELO
 12550 Emily Court
 Sugarland, TX 77478
 (281) 633-7433

Contract Number
 Date of Contract Award
 Original Contract Amount
 Contract Modifications
 Amended Contract Amount
 Total Invoiced to Date (Net Amount):

RFP 18-055
 8/13/2018
 \$21,084,067.00
 \$0.00
 \$0.00

Contractor's Invoice Number:
 Date of This Invoice:
 Contractor's Name
 Contract Person
 Email
 Phone

12
 8/22/2019
 SpawGlass Construction Corp.
 Clare Wilmore
Clare.Wilmore@spawglass.com
 210-305-1646

\$17,997,722.16 Total Payments: \$ 14,930,959.23 Balance: \$ 3,066,762.93

Instructions: All prime contractors are required to complete and submit this report as specified in the contract, or as requested, until final payment of the contract. This report must be submitted with each invoice to record the payments made to Subcontractors/DBEs.

Name of Subcontractor	Retainage %	DBE? Y/N	Invoice Number	Subcontract Dollars	% of Contract	Total Payments to Date (Net)	Remaining Balance
1st Choice Commercial Roofing	5	N	1R; 2; 3; 4; 5	\$735,452.25	3.49%	\$582,743.68	\$152,708.57
Advantage Interests, Inc.	5	N	75317; 6826; 6900; 8363	\$255,482.80	1.21%	\$166,991.35	\$88,491.45
Alliance Steel, Inc.	5	N	262900; 262939; 263092; 263143	\$835,587.00	3.96%	\$793,807.65	\$41,779.35
Alpha Insulation	5	N	451792-001; 451792-2; 451792-3; 451792-4	\$172,970.75	0.82%	\$141,380.90	\$31,589.85
Aluminum Techniques	5	N	5499-1; 5499-2; 5499-3	\$36,790.00	0.17%	\$26,562.71	\$10,227.29
American Fence Co.	5	N	1; 2	\$365,674.00	1.73%	\$222,473.85	\$143,200.15
Applied Finish Systems, LLC	5	N	1; 2; 3; 4; 5	\$676,077.40	3.21%	\$432,551.17	\$243,526.23
BCK Interests dba Fuel Control	5	N	444; 497	\$410,822.60	1.95%	\$102,804.82	\$308,017.78
Berger Iron Works	0	N		\$20,940.00	0.10%		\$20,940.00
Burnside Services	5	N	001; 002; 003; 004; 005; 006; 007; 008; 009; 010	\$1,183,194.60	5.61%	\$1,124,034.88	\$59,159.72
Canopy Landscapes & Maintenance	5	N		\$142,647.75	0.68%	\$0.00	\$142,647.75
Commercial Door and Frame	0	N	356385; 3593851	\$127,800.00	0.61%	\$11,836.00	\$115,964.00
Consolidated Storage Companies	0	N	121118	\$72,106.70	0.34%	\$13,848.63	\$58,258.07
Custom Drapery Company	5	N		\$20,820.00	0.10%	\$0.00	\$20,820.00
Digital Air Control, Inc.	5	N	1	\$210,285.00	1.00%	\$3,897.98	\$206,387.02
Drake Environmental	5	N	6554; 6644; NOV pay app had no invoice number; 6813; 6924; 6982; 7081; 7177; 7376	\$15,341.00	0.07%	\$10,435.84	\$4,905.16
Dustcontrol, Inc.	30	N		\$149,000.00	0.71%	\$0.00	\$149,000.00
Genesis Cabling	5	Y	1;	\$120,931.50	0.57%	\$3,800.00	\$117,131.50
Graco, Inc.	0	N	11626368; 11627273; 11627665; 11630190; 11635985; 11648053; 11650288	\$110,391.79	0.52%	\$98,996.41	\$11,395.38
Gregory-Edwards	5	N	1;	\$53,311.00	0.25%	\$24,856.99	\$28,454.01
HCL Mechanical	0	N	1;	\$8,108.00	0.04%	\$6,486.40	\$1,621.60
Hervey-Barlow	5	N		\$69,236.00	0.33%	\$0.00	\$69,236.00
IES Commercial	5	N	1; 2; 3; 4; 5; 6; 7; 8; 9	\$2,012,174.02	9.54%	\$1,373,364.69	\$638,809.33
Impact Fire Services, LLC	5	N		\$31,450.00	0.15%		\$31,450.00
Insulation Distributors, Inc.	0	N	6000412059	\$32,005.00	0.15%	\$32,005.00	\$0.00
Intex United, Inc.	5	N	1; 2; 3; 4	\$37,497.00	0.18%	\$21,191.17	\$16,305.83
Jimco Sales & Manufacturing	0	N	1; 183552CO; 18015-1R	\$58,871.00	0.28%	\$58,871.00	\$0.00
Joslin Construction Texas, LLC	10	N	1; 2; 3; 4; 5; 6; 7; 8; 9	\$3,378,194.38	16.02%	\$3,004,670.53	\$373,523.85
JQ Engineering	0	N	3180274-231512; 231854; 231857	\$9,315.00	0.04%	\$9,315.00	\$0.00
Kilgore Industries	5	N	1 Rev; 2; 3; 4REV; 5; 6; 7; 8; 9	\$1,680,344.30	7.97%	\$1,262,154.13	\$418,190.17
Klinger Specialties	5	N		\$71,405.00	0.34%	\$0.00	\$71,405.00
Kronberg Associated Builders Specialtie	5	N		\$9,950.00	0.05%	\$0.00	\$9,950.00
Kuo & Associates	5	N	19061;	\$25,600.00	0.12%	\$5,844.00	\$19,756.00
LMI Painting	5	N	1018243; 0619209	\$243,370.00	1.15%	\$24,529.00	\$218,841.00
M2 Steel Systems	5	N	1 (2108); 2158; 2204; 2236; 2264; 2301	\$532,309.95	2.52%	\$481,840.71	\$50,469.24
Marek Brothers	5	N		\$39,650.00	0.19%	\$0.00	\$39,650.00
M.E.K. Interiors	5	N		\$62,274.00	0.30%	\$0.00	\$62,274.00
Miner, LTD Overhead Door	5	N		\$82,564.00	0.39%	\$0.00	\$82,564.00
Phoenix Millwork	5	N	10966	\$163,718.00	0.78%	\$4,649.30	\$159,068.70
Price Consulting	0	N	47080; 47257; 47295; 47316; 47345	\$17,800.00	0.08%	\$13,800.00	\$4,000.00
Pro-Vigl, Inc.	0	N	87508; 89950; 92530	\$12,759.44	0.06%	\$6,394.41	\$6,365.03
Reeder Distributors	5	N	1565-1; 1565-2; 1565-3; 1565-4	\$803,009.84	3.81%	\$176,431.23	\$626,578.61
Siemens Industry	5	N		\$30,523.00	0.14%	\$0.00	\$30,523.00
Southwest Glass of Houston	5	N	18015-1; 16520; 16520-1; 1653	\$251,805.00	1.19%	\$208,054.75	\$43,750.25
Southern Steel Fabricators	5	N	1 (1855-A); 3R; 3 (1855-C); 4 (1855-D rev); 1855-E; 1855-F; 1855-G	\$723,106.72	3.43%	\$686,951.38	\$36,155.34
Steelco, Inc.	5	N	1 (SC2936); SC2977-PA #2; SC3020-PA #3	\$182,549.00	0.87%	\$173,421.55	\$9,127.45


VENDOR PAYMENT REPORT
Fort Bend County Public Transportation Department

Stripes & Stops, Company	5	N		\$58,303.18	0.28%	\$0.00	\$58,303.18
Tricon Precast, LTD	5	N	1 (No Invoice # provided);	\$162,633.00	0.77%	\$103,653.55	\$58,979.45
Viking Fence Co. LTD	0	Y	T18146; T19372	\$6,488.94	0.03%	\$6,488.94	\$0.00
Westmatic Corporation	5	N	6077;	\$283,628.00	1.35%	\$13,472.00	\$270,156.00
Westland Equipment and Supplies	0	N	01-20492-0	\$45,000.00	0.21%	\$45,000.00	\$0.00
White Rose Services	5	N		\$14,500.00	0.07%	\$0.00	\$14,500.00
Winco Masonry LP	5	N	1; 2; 3; 4; 5	\$648,898.00	3.08%	\$559,363.80	\$89,534.20
			TOTALS	\$17,504,665.91	83.02%	\$12,038,975.40	\$5,465,690.51

By completing this form, the Contractor acknowledges Fort Bend County's prompt payment policy which requires the Contractor to pay all subcontractors within 30 days of receiving payment from Fort Bend County.

Name/Title: Clare Wilmore, Project Manager

Signature









Date


8/19/2019

Activity ID	Activity Name	Orig Dur	Start	Finish	J	J	A	S	O	N	D	J	F	M	A	M	J	J	A	S	O	N	D	J
Fort Bend Public Transportation Bus Maintenance Facility		150d	06-May-19 A	30-Dec-19																				
Milestones		0d	11-Oct-19	11-Oct-19																				
A1460	Admin building substantially complete	0d		11-Oct-19																				
A1590	Maintenance building substantially complete	0d		11-Oct-19																				
A1720	Fueling and wash stations substantially complete	0d		11-Oct-19																				
Construction		100d	06-May-19 A	11-Oct-19																				
Sitework		100d	06-May-19 A	11-Oct-19																				
A1840	Install permanent fence around project	20d	06-May-19 A	27-Aug-19																				
A1850	Install irrigation	30d	08-Jul-19 A	04-Sep-19																				
A2300	Comcast and PS light wave install	15d	19-Aug-19 A	16-Sep-19																				
A1860	Install landscaping	27d	05-Sep-19	11-Oct-19																				
A2410	Fort Bend county to test and trouble shoot	4d	17-Sep-19	20-Sep-19																				
A3430	Go live with Comcast and PS light wave	0d		20-Sep-19																				
Administration Building		67d	03-Jul-19 A	11-Oct-19																				
Building Envelope		20d	03-Jul-19 A	04-Sep-19																				
A1970	Install metal panels admin building	20d	03-Jul-19 A	04-Sep-19																				
Finishes		45d	01-Aug-19 A	11-Oct-19																				
A2080	Install doors and hardware	10d	01-Aug-19 A	22-Aug-19																				
A2900	Install lights in lay in ceilings	10d	01-Aug-19 A	22-Aug-19																				
A2130	Complete interior and exterior glazing	5d	05-Aug-19 A	23-Aug-19																				
A2830	Genesis build out IT rooms	15d	12-Aug-19 A	30-Aug-19																				
A2880	Cut in sprinkler heads	3d	19-Aug-19 A	26-Aug-19																				
A2890	Install mechanical grilles	5d	19-Aug-19 A	30-Aug-19																				
A2860	Install booster pump in mechanical room	5d	21-Aug-19	27-Aug-19																				



Start Date: 23-Aug-18
 Finish Date: 30-Dec-19
 Data Date: 21-Aug-19
 Run Date: 21-Aug-19

 Actual Work	 Milestone
 Remaining Work	 Summary
 Critical Remaining Work	 Level of Effort

Fort Bend Public Transportation Bus Maintenance Facility
 USACE - Activity Update



Activity ID	Activity Name	Orig Dur	Start	Finish	J	J	A	S	O	N	D	J	F	M	A	M	J	J	A	S	O	N	D	J	
A2140	Second coat paint	10d	23-Aug-19	06-Sep-19																					
A2910	Ceiling inspections	3d	23-Aug-19	27-Aug-19																					
A2930	Install millwork	5d	23-Aug-19	29-Aug-19																					
A2160	Drop ceiling tile	10d	28-Aug-19	11-Sep-19																					
A3440	Phoenix to install wood screen interior and exterior	5d	30-Aug-19	06-Sep-19																					
A2850	Pull data cable into IT rooms	10d	03-Sep-19	16-Sep-19																					
A2870	Pull fiber	5d	03-Sep-19	09-Sep-19																					
A2920	Trim out MEP	7d	09-Sep-19	17-Sep-19																					
A2950	Install operable wall partition	1d	12-Sep-19	12-Sep-19																					
A2960	Fill joints and seal floors	2d	12-Sep-19	13-Sep-19																					
A2970	Burnish floors	2d	16-Sep-19	17-Sep-19																					
A2980	Polish floors	7d	18-Sep-19	26-Sep-19																					
A2990	Install carpet	7d	27-Sep-19	07-Oct-19																					
A3000	Install rubber base	4d	08-Oct-19	11-Oct-19																					
Restrooms		26d	14-Aug-19 A	02-Oct-19																					
A2660	Floor tile south restroom	6d	14-Aug-19 A	28-Aug-19																					
A2680	Floor tile north restroom	4d	19-Aug-19 A	04-Sep-19																					
A2690	Install countertops	1d	05-Sep-19	05-Sep-19																					
A2700	Plumbing fixtures	10d	06-Sep-19	19-Sep-19																					
A2710	Toilet partitions and toilet accessories	4d	20-Sep-19	25-Sep-19																					
A2720	Locker installation	3d	26-Sep-19	30-Sep-19																					
A2730	Touch up paint and final clean	2d	01-Oct-19	02-Oct-19																					





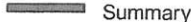

Start Date: 23-Aug-18 Finish Date: 30-Dec-19 Data Date: 21-Aug-19 Run Date: 21-Aug-19		<p align="center">Fort Bend Public Transportation Bus Maintenance Facility</p> <p align="center">USACE - Activity Update</p>	
--	--	---	---

Activity ID	Activity Name	Orig Dur	Start	Finish	J	J	A	S	O	N	D	J	F	M	A	M	J	J	A	S	O	N	D	J
Maintenance Building		42d	05-Aug-19 A	11-Oct-19																				
Finishes		42d	05-Aug-19 A	11-Oct-19																				
A2290	Tape float and finish walls	12d	05-Aug-19 A	26-Aug-19																				
A2310	Install doors and hardware	5d	06-Aug-19 A	18-Sep-19																				
A3250	Paint structure	20d	08-Aug-19 A	12-Sep-19																				
A3160	Sheetrock hard lids	3d	14-Aug-19 A	23-Aug-19																				
A3170	Tape and float hard lids	5d	15-Aug-19 A	28-Aug-19																				
A3120	Build out IT rooms	5d	19-Aug-19 A	27-Aug-19																				
A3200	Start up mechanical equipment	5d	19-Aug-19 A	23-Aug-19																				
A3230	Install repair bay lighting	5d	21-Aug-19	27-Aug-19																				
A3180	Prime coat and first coat paint	15d	26-Aug-19	16-Sep-19																				
A3130	Pull data cable	7d	28-Aug-19	06-Sep-19																				
A3140	Pull Fiber	5d	09-Sep-19	13-Sep-19																				
A2340	Install ceiling grid	5d	17-Sep-19	23-Sep-19																				
A3280	Install mechanical grilles in grid	5d	17-Sep-19	23-Sep-19																				
A3260	Install light fixtures in grid	3d	19-Sep-19	23-Sep-19																				
A3290	Cut in sprinkler heads in grid	2d	20-Sep-19	23-Sep-19																				
A2390	Second coat paint	10d	24-Sep-19	07-Oct-19																				
A2350	Overhead ceiling inspection	3d	24-Sep-19	26-Sep-19																				
A3450	Phoenix to install millwork and exterior wood screen	5d	24-Sep-19	30-Sep-19																				
A2380	Fill joints and burnish concrete floors	10d	27-Sep-19	10-Oct-19																				
A2360	Drop ceiling tile	5d	27-Sep-19	03-Oct-19																				

Start Date: 23-Aug-18 Finish Date: 30-Dec-19 Data Date: 21-Aug-19 Run Date: 21-Aug-19		Fort Bend Public Transportation Bus Maintenance Facility USACE - Activity Update	
--	--	--	--

Activity ID	Activity Name	Orig Dur	Start	Finish	J	J	A	S	O	N	D	J	F	M	A	M	J	J	A	S	O	N	D	J	
A2400	Trim out MEP	5d	01-Oct-19	07-Oct-19																					
A3310	Install carpet and rubber base	4d	07-Oct-19	10-Oct-19																					
A3420	Touch up and clean up	5d	07-Oct-19	11-Oct-19																					
Restrooms		35d	21-Aug-19	09-Oct-19																					
A3050	Prime coat and first coat paint	2d	21-Aug-19	22-Aug-19																					
A3060	Install mechanical grilles	4d	23-Aug-19	28-Aug-19																					
A3070	Install light fixtures in restrooms	5d	29-Aug-19	05-Sep-19																					
A3270	Cerami tile walls	5d	06-Sep-19	12-Sep-19																					
A3080	Burnish concrete floor	6d	13-Sep-19	20-Sep-19																					
A3100	Install countertops	2d	23-Sep-19	24-Sep-19																					
A3090	Install plumbing fixtures in restrooms	6d	25-Sep-19	02-Oct-19																					
A3110	Install accessories and partitions	8d	30-Sep-19	09-Oct-19																					
Fueling and Wash Station		67d	09-Jul-19 A	11-Oct-19																					
Building Envelope		15d	09-Jul-19 A	04-Sep-19																					
A2450	Install roofing for fuel and wash station	15d	09-Jul-19 A	04-Sep-19																					
MEP		10d	21-Aug-19	04-Sep-19																					
A2470	Electrical rough in	10d	21-Aug-19	04-Sep-19																					
Finishes		40d	31-Jul-19 A	11-Oct-19																					
A2480	Install fueling equipment	20d	31-Jul-19 A	23-Aug-19																					
A3390	Trim out mechanical and start up	5d	21-Aug-19	27-Aug-19																					
A3340	Wal rough in inspection	1d	05-Sep-19	05-Sep-19																					
A3380	Install light fixtures and wiring devices	5d	05-Sep-19	11-Sep-19																					
A3350	Sheetrock walls and ceilings tape and float	5d	06-Sep-19	12-Sep-19																					

Start Date: 23-Aug-18
 Finish Date: 30-Dec-19
 Data Date: 21-Aug-19
 Run Date: 21-Aug-19

-  Actual Work
-  Remaining Work
-  Critical Remaining Work
-  Milestone
-  Summary
-  Level of Effort

**Fort Bend Public Transportation Bus
 Maintenance Facility**
 USACE - Activity Update



Activity ID	Activity Name	Orig Dur	Start	Finish	J	J	A	S	O	N	D	J	F	M	A	M	J	J	A	S	O	N	D	J	
A2500	First coat paint	3d	13-Sep-19	17-Sep-19																					
A2490	Install wash station equipment	15d	18-Sep-19	08-Oct-19																					
A3360	Burnish floors	3d	18-Sep-19	20-Sep-19																					
A3370	Build out IT rooms and pull cable	3d	23-Sep-19	25-Sep-19																					
A3400	Install dustcontrol equipment	5d	23-Sep-19	27-Sep-19																					
A3410	Set plumbing fixtures	5d	23-Sep-19	27-Sep-19																					
A2510	Second coat paint	5d	30-Sep-19	04-Oct-19																					
A2520	Trim out MEP	5d	30-Sep-19	04-Oct-19																					
A2530	Test contractor furnished equipment	5d	02-Oct-19	08-Oct-19																					
A2540	City and firemarshal inspections	3d	09-Oct-19	11-Oct-19																					
Equipment		10d	30-Sep-19	11-Oct-19																					
A1730	Receive and install contractor furnished and installed equipment	10d	30-Sep-19	11-Oct-19																					
Close-Out		50d	14-Oct-19	30-Dec-19																					
A1740	Contractor to provide punchlist	10d	14-Oct-19	25-Oct-19																					
A1750	OAC walk punchlist	10d	14-Oct-19	25-Oct-19																					
A2560	Provide equipment training	10d	14-Oct-19	25-Oct-19																					
A1760	Substantially complete	0d		25-Oct-19*																					
A1770	Contractor to complete punchlist	20d	28-Oct-19	26-Nov-19																					
A2570	Furniture move in	40d	28-Oct-19	30-Dec-19																					
A1780	Final OAC walkthrough	3d	27-Nov-19	03-Dec-19																					
A1790	Final completion	0d		03-Dec-19																					
A2580	Personnel move in	0d		30-Dec-19																					

Start Date: 23-Aug-18
 Finish Date: 30-Dec-19
 Data Date: 21-Aug-19
 Run Date: 21-Aug-19

- Actual Work
- Remaining Work
- Critical Remaining Work
- Milestone
- Summary
- Level of Effort

**Fort Bend Public Transportation Bus
 Maintenance Facility**
 USACE - Activity Update

