

PO# 136076 BH

CHANGE ORDER FORM

CHANGE ORDER NUMBER 15

PROJECT: FM 1093 WESTPARK EXTENSION: CONSTRUCTION CONSISTING OF GRADING, LIME TREATED SUBGRADE, PORTLAND CEMENT TREATED BASE, CONCRETE PAVEMENT, STORM SEWERS, STRUCTURES, RETAINING WALLS, ETC.

CONTRACTOR: WEBBER, LLC.

Contractor is directed to make the following changes to the Contract Documents.

DESCRIPTION OF CHANGES: Adding Wrong Way Arrow Pavement Markings; Replace Type O Sign for FM 723; Repair Pedestrian Pole Damage at Katy Gaston and FM 723 due to public damage; Additional work required for detention ponds 1-3

ATTACHMENTS: Change Order 15 Justification Letter; Backup Documentation

CHANGE IN CONTRACT PRICE		CHANGE IN CONTRACT TIME	
1. Original Price:	\$ 63,811,753.94 ✓	Original Time:	720 DAYS
2. Total of Prior Change Orders:	\$ 1,380,899.57 ✓	Total of Prior Change Orders:	10 DAYS
3. Total Price Prior to Current Change Order:	\$ 65,192,653.51 ✓	Total Time Prior to Current Change Order:	730 DAYS
4. Total of Current Change Order:	\$ 250,431.60	Total of Current Change Order:	0 DAYS
5. New Price Resulting from Current Change Order:	\$ 65,443,085.11 ✓	New Time Resulting from Current Change Order:	730 DAYS

AGREED BY: Engineer's Seal



Contractor: Matthew B. [Signature] 11/9/2018 (Date)

Resident Engineer: Rick L. Komby, P.E. 12/7/2018 (Date)

Project Manager: [Signature] 12/11/2018 (Date)

APPROVED BY:

Texas Department of Transportation: Grady B. Major, P.E. 12/11/2018 (Date)

Fort Bend County: KP George 2-26-2019 (Date)

KP George, County Judge

COST REPORT

Item Number		Description	Unit	Unit Price	Authorized Quantity To Date	Change Order Quantity	Revised Quantity	Change Order Cost
Item	Desc.							
Change Order 15 - PCO 71: Wrong Way Pavement Markings								
Plan Sheets Revised: N/A								
672	9001	REFL PAV MRKR (WRONG WAY)(COMPLETE)	EA	\$ 742.350	-	8.00	8.00	\$ 5,938.80
Change Order 15 - PCO 72: Replace Type O Sign at FM 723								
Plan Sheets Revised: N/A								
636	9002	ALUMINUM SIGN (TY O - REPLACE FM 723)	LS	\$ 9,850.92	-	1.00	1.00	\$ 9,850.92
502	9003	ONE LANE CLOSURE (ADDL WORK)	DAY	\$ 827.61	28.00	2.00	30.00	\$ 1,655.22
Change Order 15 - PCO 74: Repair Damage at FM 723								
Plan Sheets Revised: N/A								
104	9003	REMOVING CONC (TRAFFIC DAMAGE SPECIAL 2)	LS	\$ 1,460.17	-	1.00	1.00	\$ 1,460.17
687	9003	PED POLE ASSY (REPAIR SPECIAL 3)	LS	\$ 1,298.44	-	1.00	1.00	\$ 1,298.44
534	9005	CONC SDWLK/CURB (REPAIR SPECIAL 2)	LS	\$ 2,341.99	-	1.00	1.00	\$ 2,341.99
502	9003	ONE LANE CLOSURE (ADDL WORK)	DAY	\$ 827.61	30.00	2.00	32.00	\$ 1,655.22
624	6010	GROUND BOX TY D (162922)W/APRON	EA	\$ 700.00	40.00	1.00	41.00	\$ 700.00
682	6018	PED SIG SEC (LED)(COUNTDOWN)	EA	\$ 555.00	34.00	2.00	36.00	\$ 1,110.00
687	6001	PED POLE ASSEMBLY	EA	\$ 1,000.00	24.00	1.00	25.00	\$ 1,000.00
688	6001	PED DETECT PUSH BUTTON (APS)	EA	\$ 650.00	32.00	2.00	34.00	\$ 1,300.00
Change Order 15 - PCO 75: Repair Damage at Katy Gaston								
Plan Sheets Revised: N/A								
687	9004	PED POLE ASSY (REPAIR SPECIAL 4)	LS	\$ 1,298.44	-	1.00	1.00	\$ 1,298.44
624	6010	GROUND BOX TY D (162922)W/APRON	EA	\$ 700.00	41.00	1.00	42.00	\$ 700.00
682	6018	PED SIG SEC (LED)(COUNTDOWN)	EA	\$ 555.00	36.00	2.00	38.00	\$ 1,110.00
687	6001	PED POLE ASSEMBLY	EA	\$ 1,000.00	25.00	1.00	26.00	\$ 1,000.00
688	6001	PED DETECT PUSH BUTTON (APS)	EA	\$ 650.00	34.00	2.00	36.00	\$ 1,300.00
Change Order 15 - PCO 73: Detention Pond Additional Work								
Plan Sheets Revised: 1027-1031, 1297-1314								
110	9002	EXCAVATION (POND - SPECIAL)	CY	\$ 19.06	-	6,654.40	6,654.40	\$ 126,832.86
132	9003	EMBANKMENT (POND - SPECIAL)	CY	\$ 20.10	-	4,589.00	4,589.00	\$ 92,238.90
110	6003	EXCAVATION (SPECIAL)	CY	\$ 2.86	55,222.50	(523.00)	54,699.50	\$ (1,495.78)
132	6006	EMBANKMENT (FINAL)(DENS CONT)(TY C)	CY	\$ 3.89	318,737.95	(222.00)	318,515.95	\$ (863.58)
							-	\$ -
TOTAL CHANGE ORDER COST =								\$ 250,431.60

Fort Bend County
301 Jackson St.
Richmond, TX 77469

November 9, 2018

Mr. Grady Mapes, P.E.
Area Engineer – Fort Bend County Area Office
Texas Department of Transportation
4235 TX-36
Rosenberg, Texas 77471

RE: FM 1093 Westpark Extension
Limits: From FM 1463/359 to West of Katy-Gaston Road and from West of Katy-Gaston Road to West of SH 99
For Construction Consisting Of Grading, Lime Treated Subgrade, Portland Cement Treated Base, Concrete Pavement, Storm Sewers, Structures, Retaining Walls, Etc.
CHANGE ORDER 15 JUSTIFICATION

Dear Mr. Mapes:

Fort Bend County Engineering Department (FBCED), is submitting for your review and concurrence Change Order 15 for the subject project. This change order is necessary for multiple changes on the project.

Wrong Way Arrows: Additional work on exit ramps from tollway to provide raised pavement markers showing wrong way.

Revised Type O Sign: Additional work to replace the proposed Type O sign, already installed, to revised the wording/symbology on the sign panel for the exit ramp at FM 723/Spring Green.

Pedestrian/Signal Re-work: Additional work due to damage caused by the travelling public to pedestrian and traffic signals at Spring Green and Katy-Gaston. This work is compensable per specification.

Detention Ponds: After review with the contractor, it was determined that the existing condition of Ponds 2 and 3 did not match the plans as bid and revised. This caused additional work to remove more material than planned. Further, the material was very soft, causing additional work to remove the saturated material and replace it with suitable material.

All items contained in this change order were negotiated with the contractor and/or subcontractors and pricing shown in determined to be fair and reasonable for the project.

Mr. Grady Mapes, P.E.
FM 1093 Change Order 15 Justification
Page 2

This letter serves as notice that the proposed work described above will not affect any of the environmental clearances or commitments for the subject project.

If you have any questions regarding this matter, please contact me at (832) 217-6014.

Sincerely,



Richard "Rick" Kronenberger, P.E.
Resident Engineer
Attachments

cc: Project File

Webber

June 6, 2018

Mike Stone
Fort Bend County
301 Jackson Street
Richmond, TX 77469

Attn: Mike Stone

Re: REQUEST FOR CHANGE - PROPOSAL #P-71
WRONG WAY ARROWS
WEBBER PROJECT #WVT

Project: Fort Bend County
FM 1093 Westpark Extension Phase I

Gentlemen:

Below is the pricing for the requested Wrong Way Arrows on the four exit ramps.

Our unit prices to perform this additional work is as follows:

ITEM DESCRIPTION	UNIT PRICE	QTY	TOTAL VALUE
WRONG WAY ARROWS (2EA PER EXIT RA S	1,484.70	4.00 S	5,938.80
TOTAL CHANGE ORDER		S	5,938.80

A total of 0 days are required to perform this additional work and is requested to be added to the contract time.

Please contact me if this extra work proposal is acceptable.

Sincerely,



Matthew Brangan
Project Manager

webber

REQUEST FOR CHANGE

Fort Bend County
FM 1093 Westpark Extension Phase I

WRONG WAY ARROWS				
ADDITIONAL WWW LABOR ITEMS:	CREW	HOURS	LABOR COST	LABOR COST
			/ \$	-
			/ \$	-
			/ \$	-
SUBTOTAL WWW LABOR:			\$	-
BURDEN @ 55%:			\$	-
25% OF LABOR			\$	-
TOTAL WEBBER LABOR:			\$	-

ADDITIONAL WWW MATERIAL ITEMS:	MATERIAL COST	QTY	MATERIAL UNIT	MATERIAL COST
	/			\$ -
	/			\$ -
SUBTOTAL WWW MATERIAL:				\$ -
MATERIAL @ 25% MARK-UP:				\$ -
TOTAL WEBBER MATERIAL:				\$ -

ADDITIONAL WWW EQUIPMENT ITEMS:	EQUIPMENT COST	EQUIPMENT UNIT /HR	EQUIPMENT QTY	EQUIPMENT COST
	/HR			\$ -
	/HR			\$ -
SUBTOTAL WWW EQUIPMENT:				\$ -
EQUIPMENT @ 15% MARK-UP:				\$ -
TOTAL WEBBER EQUIP:				\$ -

ADDITIONAL SUBCONTRACTOR ITEMS:	QUANTITIES	UNIT PRICE	BID TOTALS
BATTERSON, LLP			
WRONG WAY ARROWS (2EA PER EXIT RAMP)	4.00 EA	\$ 1,400.00 /EA	\$ 5,600.00
		/	\$ -
		/	\$ -
		/	\$ -
SUBTOTAL SUBS:			5,600.00
SUBS @ 5% MARK-UP:			280.00
TOTAL SUBCONTRACTOR ITEMS:			\$ 5,880.00

TOTAL ADDITIONAL DAYS TO PERFORM WORK: 0

SUMMARY

SUBTOTAL ALL ITEMS:	\$ 5,880.00
1.0% BOND:	\$ 58.80
ADDITIONAL WORK TOTAL:	\$ 5,938.80

EXISTING LINE ITEMS TO OVERRUN:	COST	UOM	QTY	TOTAL
		EA		\$ -
				\$ -
				\$ -
				\$ -
EXISTING ITEMS TOTAL				0.00

TOTAL CHANGE ORDER **\$ 5,938.80**

BATTERSON LLP

DATE 05 10 2018

ATTN: PROJECT MANAGER
WEBBER

REFERENCE:

CONTROL NUMBER: FT. BEND CO. PURCHASING, 17-087, FM 1093 WESTPARK EXTENSION PH II

Following are the prices for the work that was not included on the original summary bid sheet for the above referenced project.

<u>Item</u> <u>No.</u> <u>Bid Item Description</u>	<u>Unit of</u> <u>Measure</u>	<u>Approx.</u> <u>Quantities</u>	<u>Unit</u> <u>Price</u>	<u>Amount</u>
1003.10 LANE CLOSURES AND WRONG WAY ARROWS	EA	3.000	1,400.000	4,200.000
			Total Amount	<u>4,200.000</u>

Respectfully Submitted,

Ted Labuzan
Cost Estimator

mobile phone # 713-446-2183

Webber

June 6, 2018

Mike Stone
Fort Bend County
301 Jackson Street
Richmond, TX 77469

Attn: Mike Stone

Re: REQUEST FOR CHANGE - PROPOSAL #P-72
FM 723 LARGE SIGN
WEBBER PROJECT #WVT

Project: Fort Bend County
FM 1093 Westpark Extension Phase I

Gentlemen:

Below is the pricing for the requested Large Overhead Sign for the FM 723 Exit.

Our unit prices to perform this additional work is as follows:

ITEM DESCRIPTION	UNIT PRICE	QTY	TOTAL VALUE
REPLACE TY O SIGN	\$ 9,850.92	1.00 S	9,850.92
EXISTING ITEMS TO OVERRUN	UNIT PRICE	QTY	TOTAL VALUE
ONE LANE CLOSURE (ADDL WORK)	\$ 827.61	2.00 S	1,655.22
TOTAL CHANGE ORDER		S	11,506.14

A total of 0 days are required to perform this additional work and is requested to be added to the contract time.

Please contact me if this extra work proposal is acceptable.

Sincerely,


Matthew Brangan
Project Manager

webber

REQUEST FOR CHANGE

Fort Bend County
FM 1093 Westpark Extension Phase I

FM 723 LARGE SIGN				
ADDITIONAL WWW LABOR ITEMS:	CREW	HOURS	LABOR COST	LABOR COST
			/ \$	-
			/ \$	-
			/ \$	-
SUBTOTAL WWW LABOR:			\$	-
BURDEN @ 55%:			\$	-
25% OF LABOR			\$	-
TOTAL WEBBER LABOR:			\$	-

ADDITIONAL WWW MATERIAL ITEMS:	MATERIAL COST	QTY	MATERIAL UNIT	MATERIAL COST
	/			\$ -
	/			\$ -
SUBTOTAL WWW MATERIAL:				\$ -
MATERIAL @ 25% MARK-UP:				\$ -
TOTAL WEBBER MATERIAL:				\$ -

ADDITIONAL WWW EQUIPMENT ITEMS:	EQUIPMENT COST	EQUIPMENT UNIT /HR	EQUIPMENT QTY	EQUIPMENT COST
		/HR		\$ -
		/HR		\$ -
SUBTOTAL WWW EQUIPMENT:				\$ -
EQUIPMENT @ 15% MARK-UP:				\$ -
TOTAL WEBBER EQUIP:				\$ -

ADDITIONAL SUBCONTRACTOR ITEMS:	QUANTITIES	UNIT PRICE	BID TOTALS
ALLSTATE SIGNAL & CONSTRUCTION			
REPLACE TY O SIGN	1.00 EA	\$ 9,288.94 /EA	\$ 9,288.94
		/	\$ -
		/	\$ -
		/	\$ -
SUBTOTAL SUBS:			9,288.94
SUBS @ 5% MARK-UP:			464.45
TOTAL SUBCONTRACTOR ITEMS:			\$ 9,753.39

TOTAL ADDITIONAL DAYS TO PERFORM WORK: 0

SUMMARY

SUBTOTAL ALL ITEMS: \$ 9,753.39
 1.0% BOND: \$ 97.53
 ADDITIONAL WORK TOTAL: \$ 9,850.92

EXISTING LINE ITEMS TO OVERRUN:	COST	UOM	QTY	TOTAL
ONE LANE CLOSURE (ADDL WORK)	\$ 827.61	EA	2.00	\$ 1,655.22
				\$ -
				\$ -
				\$ -
EXISTING ITEMS TOTAL				1,655.22

TOTAL CHANGE ORDER \$ 11,506.14



ALLSTATE SIGNAL & CONSTRUCTION, LLC
P.O. BOX 2654
CYPRESS, TX 77410
PHONE: 281-255-4005
FAX: 281-255-4051

CHANGE ORDER REQUEST

DATE: 5/23/2018
CSJ #: 1258-03-042
PROJECT #: CC 1258-3-42
HIGHWAY: Westpark Tollway
ALLSTATE JOB #: 359

TO: Webber
14333 Chrisman Rd
Houston, TX 77039

ATTN: Adam Nicoladis

Mr. Nicoladis

Attached is the change order you requested to replace one TY O signs on the WVT project. Let me know if you have any questions. Thank you.

Description:

Sincerely,

JR Cook
Project Manager
Allstate Signal & Construction, LLC.

ALLSTATE SIGNAL & CONSTRUCTION, LLC
CHANGE ORDER ESTIMATE

COUNTY: FT. BEND
 CSJ#: 1258-03-042
 PROJECT #: CC 1258-3-42
 DATE: 5/23/2018
 LOCATION: WESTPARK TOLLWAY

ITEM: XXX-XXXX - MOBILIZATION
 QTY: 1

Material				
DESCRIPTION	UNIT	QTY	UNIT PRICE	EXTENDED PRICE
TY O SIGNS	EA	1	\$ 3,506.56	\$ 3,506.56
TY O SUPPORT BRACKETS FOR STA: 442+50	EA	3	\$ 334.00	\$ 1,002.00
				\$ -
			Total:	\$ 4,508.56
			25% Mark Up:	\$ 1,127.14
			MATERIAL TOTAL:	\$ 5,635.70

Equipment				
DESCRIPTION	UNIT	QTY	UNIT PRICE	EXTENDED PRICE
3/4 TON PICK UP TRUCK	HR	6	\$ 20.80	\$ 124.80
FLATBED TRUCK / 15,000 GVWR / 4X4	HR	6	\$ 21.52	\$ 129.12
20' FLAT BED TRAILER	HR	6	\$ 14.84	\$ 89.04
FLATBED TRUCK / 45,000 GVWR / 6X4	HR	6	\$ 46.70	\$ 280.20
DIGGER DERRICK	HR	6	\$ 50.59	\$ 303.54
FLATBED TRUCK / 45,000 GVWR / 6X4	HR	6	\$ 46.40	\$ 278.40
articulating man lift truck mounted 55' working height	HR	6	\$ 10.41	\$ 62.46
			Total:	\$ 1,267.56
			15% Mark Up:	\$ 190.13
			EQUIPMENT TOTAL:	\$ 1,457.69

Labor				
DESCRIPTION	UNIT	QTY	UNIT PRICE	EXTENDED PRICE
FOREMAN	HR	6	\$ 53.25	\$ 319.50
OPERATOR	HR	6	\$ 42.75	\$ 256.50
OPERATOR	HR	6	\$ 42.75	\$ 256.50
LABOR - UTILITY	HR	6	\$ 27.00	\$ 162.00
LABOR - UTILITY	HR	6	\$ 27.00	\$ 162.00
LABOR - COMMON	HR	6	\$ 22.50	\$ 135.00
				\$ -
			Sub-Total:	\$ 1,291.50
			55% Labor Burden:	\$ 710.33
			15% Mark UP:	\$ 193.73
			LABOR TOTAL:	\$ 2,195.55

SUBCONTRACTORS				
DESCRIPTION	UNIT	QTY	UNIT PRICE	EXTENDED PRICE
				\$ -
			SUBCONTRACTOR TOTAL:	\$ -

TOTALS				
			ITEM TOTAL:	\$ 9,288.94
			ITEM UNIT PRICE:	\$ 9,288.94

Webber

August 25, 2018

Mike Stone
Fort Bend County
301 Jackson Street
Richmond, TX 77469

Attn: Mike Stone

Re: REQUEST FOR CHANGE - PROPOSAL #P-73
Detention Pond Over Excavation

Project: Fort Bend County
FM 1093 Westpark Extension Phase I

Gentlemen:

This proposal for additional work provides for new unit pricing and overrun of existing line items related to the unsuitable soils encountered in the existing detention ponds on the project. Per plan, Webber is required to install pilot channels in all detention ponds. It was determined that the existing soils are unsuitable for constructing the pilot channels and Webber was directed to overexcavate until suitable soils were encountered in which to construct a new embankment to proposed grade in the ponds. The quantity of material needed to be removed and embanked was unknown at the time as the conditions varied throughout the area. The quantities shown in this proposal are according to that actually performed.

The character of work related to this work was grossly inefficient due to access, suitable surface on which to work and weather conditions impacting the work. Webber was required to excavate within reach of the excavator and immediately backfill the footprint before proceeding further. As such, the daily production rate is much lower than typically encountered in normal site conditions. The suitable embankment was sourced from the adjacent Phase 2 project. The unsuitable soils were hauled to the west end of the project and placed as added embankment within the infield footprint and is accounted for in an overrun of the existing line item.

Per the attached survey data, basin 2 had a grade bust from the plan quantities of 2,065.4CY of unsuitable (super saturated) material which had to be excavated to achieve grade. An additional 2-3 feet was over-excavated to reach suitable subgrade and embankment was imported to achieve final grade which is quantified at 2,003 CY. Basin 3 required an additional 4-5 feet of over excavation to remove the unsuitable material to allow for embankment of suitable material.

Our unit prices to perform this additional work is as follows:

ITEM DESCRIPTION	UNIT PRICE	QTY	TOTAL VALUE
OVER EXCAVATION BASIN 2	\$ 18.95	4,068.40 S	77,115.38
OVER EXCAVATION BASIN 3	\$ 19.17	2,586.00 S	49,565.40
ADDED EMBANKMENT BASIN 2	\$ 16.69	4,068.40 S	67,905.95
ADDED EMBANKMENT BASIN 3	\$ 20.20	2,586.00 S	52,243.53


EXISTING ITEMS TO OVERRUN	UNIT PRICE	QTY	TOTAL VALUE
132.6006 EMBANKMENT (FINAL)(DENS CONT)(TY C)	\$ 3.89	6,654.40 S	25,885.62

TOTAL CHANGE ORDER \$ **272,715.88**

A total of 0 days are required to perform this additional work and is requested to be added to the contract time.

Please contact me if this extra work proposal is acceptable.

Sincerely,



Matthew Brangan
Project Manager

webber

REQUEST FOR CHANGE

Port Bend County
FM 1093 Westpark Extension Phase I

Detention Pond Over Excavation	4,068.40 CY	200.00 CY/DAY		
ADDITIONAL WWW LABOR ITEMS:	CREW	HOURS	LABOR COST	LABOR COST
FOREMAN	0.50 HR	203.42	\$ 42.00 /HR	\$ 4,271.82
OPERATOR - EXCAVATOR	1.00 HR	203.42	\$ 22.00 /HR	\$ 4,475.24
SUBTOTAL WWW LABOR:				\$ 8,747.06
BURDEN @ 55%:				\$ 4,810.88
25% OF LABOR				\$ 2,186.77
TOTAL WEBBER LABOR:				\$ 15,744.71

ADDITIONAL WWW MATERIAL ITEMS:	MATERIAL COST	QTY	MATERIAL UNIT	MATERIAL COST
	/			\$ -
	/			\$ -
SUBTOTAL WWW MATERIAL:				\$ -
MATERIAL @ 25% MARK-UP:				\$ -
TOTAL WEBBER MATERIAL:				\$ -

ADDITIONAL WWW EQUIPMENT ITEMS:	EQUIPMENT COST	EQUIPMENT UNIT /HR	EQUIPMENT QTY	EQUIPMENT COST
FOREMAN TRUCK	\$ 14.92 /HR	203.42	0.50	\$ 1,517.51
360 EXCAVATOR	\$ 139.68 /HR	203.42	1.00	\$ 28,413.71
	/HR	-		\$ -
SUBTOTAL WWW EQUIPMENT:				\$ 29,931.22
EQUIPMENT @ 15% MARK-UP:				\$ 4,489.68
TOTAL WEBBER EQUIP:				\$ 34,420.90

ADDITIONAL SUBCONTRACTOR ITEMS:	QUANTITIES	UNIT PRICE	BID TOTALS
TRUCKING EXC (6.5 CY/LOAD)	4,068.40 CY	\$ 6.13 /CY	\$ 24,939.29
		/	\$ -
		/	\$ -
SUBTOTAL SUBS:			24,939.29
SUBS @ 5% MARK-UP:			1,246.96
TOTAL SUBCONTRACTOR ITEMS:			\$ 26,186.26

TOTAL ADDITIONAL DAYS TO PERFORM WORK: 0

SUMMARY

SUBTOTAL ALL ITEMS:	\$ 76,351.87
1.0% BOND:	\$ 763.52
ADDITIONAL WORK TOTAL:	\$ 77,115.38

EXISTING BID ITEM TO OVERRUN:	COST	UOM	QTY	TOTAL
110.6003 EXCAVATION SPECIAL	\$ 2.86	CY	2,065.40	\$ 5,907.04
132.6006 EMBANKMENT (FINAL)(DENS CONT)(TY C)	\$ 3.89	CY	4,068.40	\$ 15,826.08

OVER EXCAVATION BASIN 2 \$ 98,848.50 \$ 18.95 /CY

webber

REQUEST FOR CHANGE

Port Bend County
FM 1093 Westpark Extension Phase I

Detention Pond Over Excavation	2,586.00 CY	200.00 CY/DAY		
ADDITIONAL WWW LABOR ITEMS:	CREW	HOURS	LABOR COST	LABOR COST
FOREMAN	0.50 HR	129.30	\$ 42.00 /HR	\$ 2,715.30
OPERATOR - EXCAVATOR	1.00 HR	129.30	\$ 22.00 /HR	\$ 2,844.60
SUBTOTAL WWW LABOR:				\$ 5,559.90
BURDEN @ 55%:				\$ 3,057.95
25% OF LABOR				\$ 1,389.98
TOTAL WEBBER LABOR:				\$ 10,007.82

ADDITIONAL WWW MATERIAL ITEMS:	MATERIAL COST	QTY	MATERIAL UNIT	MATERIAL COST
	/			\$ -
	/			\$ -
SUBTOTAL WWW MATERIAL:				\$ -
MATERIAL @ 25% MARK-UP:				\$ -
TOTAL WEBBER MATERIAL:				\$ -

ADDITIONAL WWW EQUIPMENT ITEMS:	EQUIPMENT COST	EQUIPMENT UNIT /HR	EQUIPMENT QTY	EQUIPMENT COST
FOREMAN TRUCK	\$ 14.92 /HR	129.30	0.50	\$ 964.58
360 EXCAVATOR	\$ 139.68 /HR	129.30	1.00	\$ 18,060.62
				\$ -
SUBTOTAL WWW EQUIPMENT:				\$ 19,025.20
EQUIPMENT @ 15% MARK-UP:				\$ 2,853.78
TOTAL WEBBER EQUIP:				\$ 21,878.98

ADDITIONAL SUBCONTRACTOR ITEMS:	QUANTITIES	UNIT PRICE	BID TOTALS
TRUCKING (EXC - 7CY PER LOAD)	2,586.00 CY	\$ 6.33 /CY	\$ 16,369.38
		/	\$ -
SUBTOTAL SUBS:			16,369.38
SUBS @ 5% MARK-UP:			818.47
TOTAL SUBCONTRACTOR ITEMS:			\$ 17,187.85

TOTAL ADDITIONAL DAYS TO PERFORM WORK: 0

SUMMARY

SUBTOTAL ALL ITEMS: \$ 49,074.65
 1.0% BOND: \$ 490.75
 ADDITIONAL WORK TOTAL: \$ 49,565.40

EXISTING BID ITEM TO OVERRUN:	COST	UOM	QTY	TOTAL
132.6006 EMBANKMENT (FINAL)(DENS CONT)(TY C)	\$ 3.89	CY	2,586.00	\$ 10,059.54

OVER EXCAVATION BASIN 3 \$ 49,565.40 \$ 19.17 /CY

webber
REQUEST FOR CHANGE

Fort Bend County
FM 1093 Westpark Extension Phase I

Detention Pond Over Excavation	4,068.40 CY	200.00 CY/DAY		
ADDITIONAL WWW LABOR ITEMS:	CREW	HOURS	LABOR COST	LABOR COST
FOREMAN	0.50 EA	203.42	\$ 42.00 /EA	\$ 4,271.82
OPERATOR - DOZER	1.00 EA	203.42	\$ 18.00 /EA	\$ 3,661.56
ROLLER OPERATOR	1.00 EA	203.42	\$ 14.00 /EA	\$ 2,847.88
LABORER	1.00 EA	203.42	\$ 13.50 /EA	\$ 2,746.17
SUBTOTAL WWW LABOR:				\$ 13,527.43
BURDEN @ 55%:				\$ 7,440.09
25% OF LABOR				\$ 3,381.86
TOTAL WEBBER LABOR:				\$ 24,349.37

ADDITIONAL WWW MATERIAL ITEMS:	MATERIAL COST	QTY	MATERIAL UNIT	MATERIAL COST
	/			\$ -
	/			\$ -
SUBTOTAL WWW MATERIAL:				\$ -
MATERIAL @ 25% MARK-UP:				\$ -
TOTAL WEBBER MATERIAL:				\$ -

ADDITIONAL WWW EQUIPMENT ITEMS:	EQUIPMENT COST	EQUIPMENT UNIT /HR	EQUIPMENT QTY	EQUIPMENT COST
FOREMAN TRUCK	\$ 14.92 /HR	203.42	0.50	\$ 1,517.51
650 DOZER	\$ 53.44 /HR	203.42	1.00	\$ 10,870.76
84" PAD FOOT ROLLER	\$ 67.29 /HR	203.42	1.00	\$ 13,688.13
	/HR	-		\$ -
SUBTOTAL WWW EQUIPMENT:				\$ 26,076.41
EQUIPMENT @ 15% MARK-UP:				\$ 3,911.46
TOTAL WEBBER EQUIP:				\$ 29,987.87

ADDITIONAL SUBCONTRACTOR ITEMS:	QUANTITIES	UNIT PRICE	BID TOTALS
TRUCKING EXC (6.5 CY/LOAD)	2,003.63 CY	\$ 6.13 /CY	\$ 12,282.25
		/	\$ -
SUBTOTAL SUBS:			12,282.25
SUBS @ 5% MARK-UP:			614.11
TOTAL SUBCONTRACTOR ITEMS:			\$ 12,896.36

TOTAL ADDITIONAL DAYS TO PERFORM WORK: 0

SUMMARY

SUBTOTAL ALL ITEMS: \$ 67,233.61
 1.0% BOND: \$ 672.34
 ADDITIONAL WORK TOTAL: \$ 67,905.95

EXISTING BID ITEM TO OVERRUN:	COST	UOM	QTY	TOTAL
110.6003 EXCAVATION SPECIAL	\$ 2.86	CY	2,065.40	\$ 5,907.04
132.6006 EMBANKMENT (FINAL)(DENS CONT)(TY C)	\$ 3.89	CY	2,003.63	\$ 7,794.12

ADDED EMBANKMENT BASIN 2 \$ 81,607.11 \$ 16.89 /CY

webber
REQUEST FOR CHANGE

Fort Bend County
FM 1093 Westpark Extension Phase I

Detention Pond Over Excavation	2,586.00 CY	200.00 CY/DAY		
ADDITIONAL WWW LABOR ITEMS:	CREW	HOURS	LABOR COST	LABOR COST
FOREMAN	0.50 EA	129.30 \$	42.00 /EA \$	2,715.30
OPERATOR - DOZER	1.00 EA	129.30 \$	18.00 /EA \$	2,327.40
ROLLER OPERATOR	1.00 EA	129.30 \$	14.00 /EA \$	1,810.20
LABORER	1.00 EA	129.30 \$	13.50 /EA \$	1,745.55
SUBTOTAL WWW LABOR:				\$ 8,598.45
BURDEN @ 55%:				\$ 4,729.15
25% OF LABOR				\$ 2,149.61
TOTAL WEBBER LABOR:				\$ 15,477.21

ADDITIONAL WWW MATERIAL ITEMS:	MATERIAL COST	QTY	MATERIAL UNIT	MATERIAL COST
	/			\$ -
	/			\$ -
SUBTOTAL WWW MATERIAL:				\$ -
MATERIAL @ 25% MARK-UP:				\$ -
TOTAL WEBBER MATERIAL:				\$ -

ADDITIONAL WWW EQUIPMENT ITEMS:	EQUIPMENT COST	EQUIPMENT UNIT /HR	EQUIPMENT QTY	EQUIPMENT COST
FOREMAN TRUCK	\$ 14.92 /HR	129.30	0.50	\$ 964.58
650 DOZER	\$ 53.44 /HR	129.30	1.00	\$ 6,909.79
84" PAD FOOT ROLLER	\$ 67.29 /HR	129.30	1.00	\$ 8,700.60
	/HR			\$ -
SUBTOTAL WWW EQUIPMENT:				\$ 16,574.97
EQUIPMENT @ 15% MARK-UP:				\$ 2,486.25
TOTAL WEBBER EQUIP:				\$ 19,061.21

ADDITIONAL SUBCONTRACTOR ITEMS:	QUANTITIES	UNIT PRICE	BID TOTALS
TRUCKING EXC (6.5 CY/LOAD)	2,586.00 CY	\$ 6.33 /CY	\$ 16,369.38
		/	\$ -
SUBTOTAL SUBS:			16,369.38
SUBS @ 5% MARK-UP:			818.47
TOTAL SUBCONTRACTOR ITEMS:			\$ 17,187.85

TOTAL ADDITIONAL DAYS TO PERFORM WORK: 0

SUMMARY

SUBTOTAL ALL ITEMS:	\$ 51,726.27
1.0% BOND:	\$ 517.26
ADDITIONAL WORK TOTAL:	\$ 52,243.53

EXISTING BID ITEM TO OVERRUN:	COST	UOM	QTY	TOTAL
110.6003 EXCAVATION SPECIAL	\$ 2.86	CY	2,065.40	\$ 5,907.04
132.6006 EMBANKMENT (FINAL)(DENS CONT)(TY C)	\$ 3.89	CY	2,586.00	\$ 10,059.54

ADDED EMBANKMENT BASIN 3 **\$ 68,210.12** **\$ 20.20 /CY**

det basin 02 surface report
SURFACE TO SURFACE VOLUME REPORT

Webber LLC
14333 Chrisman Rd.
Houston, TX
281-987-8787

Project: C:\Users\C397T\Documents\TMOD FILES\FM 1093 Westpark Extension.pro
Report Generated: Thursday, August 02, 2018 1:25:22 PM

 where the second surface is above the first the volume is reported as fill.
 where the second surface is below the first the volume is reported as
 excavation.

Shrinkage/swell factors:	Excavation	1.0000	Fill	1.0000
First Surface Layer Name	Number of Points	Second Surface Layer Name		Number of Points
-----	-----	-----		-----
DETEN BASIN 02	269	POND 2 TOPO		58
Excavation Volume (Cu. Yd.)		Fill volume (Cu. Yd.)		
-----		-----		
2,656.2		590.7		

Net Difference: 2,065.4 Cu. Yd. Waste

det basin 03 surface report
SURFACE TO SURFACE VOLUME REPORT

Webber LLC
14333 Chrisman Rd.
Houston, TX
281-987-8787

Project: C:\Users\C397T\Documents\TMOD FILES\FM 1093 Westpark Extension.pro
Report Generated: Thursday, August 02, 2018 10:59:39 AM

where the second surface is above the first the volume is reported as fill.
where the second surface is below the first the volume is reported as
excavation.


Shrinkage/swell factors:	Excavation	1.0000	Fill	1.0000
First Surface Layer Name	Number of Points	Second Surface Layer Name		Number of Points
-----	-----	-----		-----
DETEN BASIN 03	60	POND 3 TOPO		58
Excavation Volume (Cu. Yd.)		Fill volume (Cu. Yd.)		
-----		-----		
1,627.5		1,222.9		

Net Difference: 404.6 Cu. Yd. Waste

Rental Rate Blue Book®

October 17, 2017

Miscellaneous 4X4 1/2 191 CREW GAS
 On-Highway Light Duty Trucks

 Size Class:
 100 - 199 HP
 Weight:
 4,800 lbs.

Configuration for 4X4 1/2 191 CREW GAS

Cab Type	Crew	Axle Configuration	4X4
Ton Rating	1/2	Power Mode	Gasoline
Horsepower	191		

Blue Book Rates

** FHWA Rate is equal to the monthly ownership cost divided by 176 plus the hourly estimated operating cost.

	Ownership Costs				Estimated Operating Costs Hourly	FHWA Rate** Hourly
	Monthly	Weekly	Daily	Hourly		
Published Rates	\$730.00	\$205.00	\$51.00	\$8.00	\$11.05	\$15.20
Adjustments						
Region (Houston, Texas: 93.2%)	(\$49.64)	(\$13.94)	(\$3.47)	(\$0.54)		
Model Year (2017: 100%)	-	-	-	-		
Ownership (100%)	-	-	-	-		
Operating (100%)	-	-	-	-		
Total:	\$680.36	\$191.06	\$47.53	\$7.46	\$11.05	\$14.92

Rate Element Allocation

Element	Percentage	Value
Depreciation (ownership)	56%	\$408.80/mo
Overhaul (ownership)	29%	\$211.70/mo
CFC (ownership)	5%	\$36.50/mo
Indirect (ownership)	10%	\$73.00/mo
Fuel (operating) @ 2.27	75%	\$8.24/hr

Revised Date: 2nd Half 2017

These are the most accurate rates for the selected Revision Date(s). However, due to more frequent online updates, these rates may not match Rental Rate Blue Book Print. Visit the Cost Recovery Product Guide on our Help page for more information.

The equipment represented in this report has been exclusively prepared for JAYME BEAN (jayne.bean@wwebber.com)

www.equipmentwatch.com

All prices shown in US\$

Rental Rate Blue Book®

November 15, 2017

Komatsu PC360LC-10
Crawler Mounted Hydraulic Excavators



Size Class:
33.1 - 40.0 MTons
Weight:
79,093 lbs.

Configuration for PC360LC-10

Operating Weight	39.64 t	Power Mode	Diesel
Net Horsepower	257 hp	Operating Weight	39.03 mt
Bucket Capacity - Heaped	1.2 cu yd	Bucket Capacity - Heaped	1 cu yd

Blue Book Rates

** FHWA Rate is equal to the monthly ownership cost divided by 176 plus the hourly estimated operating cost.

	Ownership Costs				Estimated Operating Costs Hourly	FHWA Rate** Hourly
	Monthly	Weekly	Daily	Hourly		
Published Rates	\$13,400.00	\$3,750.00	\$940.00	\$140.00	\$69.10	\$145.24
Adjustments						
Region (Houston, Texas: 92.7%)	(\$978.20)	(\$273.75)	(\$68.62)	(\$10.22)		
Model Year (2017: 100%)	-	-	-	-		
Ownership (100%)	-	-	-	-		
Operating (100%)	-	-	-	-		
Total:	\$12,421.80	\$3,476.25	\$871.38	\$129.78	\$69.10	\$139.68

Non-Active Use Rates

	Hourly
Standby Rate	\$35.99
Idling Rate	\$97.89

Rate Element Allocation

Element	Percentage	Value
Depreciation (ownership)	36%	\$4,824.00/mo
Overhaul (ownership)	49%	\$6,566.00/mo
CFC (ownership)	7%	\$938.00/mo
Indirect (ownership)	8%	\$1,072.00/mo
Fuel (operating) @ 2.53	40%	\$27.31/hr

Revised Date: 2nd Half 2017

These are the most accurate rates for the selected Revision Date(s). However, due to more frequent online updates, these rates may not match Rental Rate Blue Book Print. Visit the Cost Recovery Product Guide on our Help page for more information.

The equipment represented in this report has been exclusively prepared for JAYME BEAN (jayne.bean@wwebber.com)

www.equipmentwatch.com

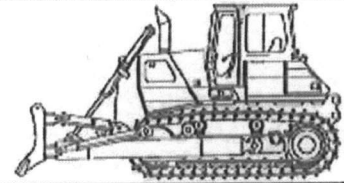
All prices shown in US\$

Rental Rate Blue Book®

April 18, 2018

Deere 650G LGP (disc. 1999)
Lgp Crawler Dozers

Size Class:
85 - 104 HP
Weight:
19,322 lbs.



Configuration for 650G LGP (disc. 1999)

Dozer Type	Power Angle Tilt	Power Mode	Diesel
Net Horsepower	90 hp	Operator Protection	ROPS

Blue Book Rates

** FHWA Rate is equal to the monthly ownership cost divided by 176 plus the hourly estimated operating cost.

	Ownership Costs				Estimated Operating Costs Hourly	FHWA Rate** Hourly
	Monthly	Weekly	Daily	Hourly		
Published Rates	\$4,585.00	\$1,285.00	\$320.00	\$48.00	\$29.60	\$55.65
Adjustments						
Region (Houston, Texas: 91.5%)	(\$389.72)	(\$109.22)	(\$27.20)	(\$4.08)		
Model Year (1999: 100%)	-	-	-	-		
Adjusted Hourly Ownership Cost (100%)	-	-	-	-		
Hourly Operating Cost (100%)					-	
Total:	\$4,195.28	\$1,175.78	\$292.80	\$43.92	\$29.60	\$53.44

Non-Active Use Rates

	Hourly
Standby Rate	\$10.25
Idling Rate	\$33.55

Rate Element Allocation

Element	Percentage	Value
Depreciation (ownership)	29%	\$1,329.65/mo
Overhaul (ownership)	57%	\$2,613.45/mo
CFC (ownership)	6%	\$275.10/mo
Indirect (ownership)	8%	\$366.80/mo
Fuel (operating) @ 2.57	33%	\$9.71/hr

Revised Date: 1st Half 2018

These are the most accurate rates for the selected Revision Date(s). However, due to more frequent online updates, these rates may not match Rental Rate Blue Book Print. Visit the Cost Recovery Product Guide on our Help page for more information.

The equipment represented in this report has been exclusively prepared for JAYME BEAN (jayne.bean@vwebber.com)

www.equipmentwatch.com

All prices shown in US\$

Rental Rate Blue Book®

March 15, 2018

Bomag BW213PDH-40

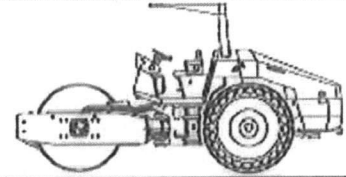
Single Drum Vibratory Compactors

Size Class:

12.0 - 14.9 MTons

Weight:

27,975 lbs.



Configuration for BW213PDH-40

Drum Type	Padfoot	Drum Width	84 in
Power Mode	Diesel	Net Horsepower	160 hp

Blue Book Rates

** FHWA Rate is equal to the monthly ownership cost divided by 176 plus the hourly estimated operating cost.

	Ownership Costs				Estimated Operating Costs Hourly	FHWA Rate** Hourly
	Monthly	Weekly	Daily	Hourly		
Published Rates	\$5,625.00	\$1,575.00	\$395.00	\$59.00	\$37.95	\$69.91
Adjustments						
Region (Houston, Texas: 91.9%)	(\$455.62)	(\$127.57)	(\$31.99)	(\$4.78)		
Model Year (2017: 99.9%)	(\$5.17)	(\$1.45)	(\$0.36)	(\$0.05)		
Ownership (100%)	-	-	-	-		
Operating (100%)						
Total:	\$5,164.21	\$1,445.98	\$362.65	\$54.17	\$37.95	\$67.29

Non-Active Use Rates

	Hourly
Standby Rate	\$20.83
Idling Rate	\$40.03

Rate Element Allocation

Element	Percentage	Value
Depreciation (ownership)	50%	\$2,812.50/mo
Overhaul (ownership)	29%	\$1,631.25/mo
CFC (ownership)	9%	\$506.25/mo
Indirect (ownership)	12%	\$675.00/mo
Fuel (operating) @ 2.57	28%	\$10.69/hr

Revised Date: 1st Half 2018

These are the most accurate rates for the selected Revision Date(s). However, due to more frequent online updates, these rates may not match Rental Rate Blue Book Print. Visit the Cost Recovery Product Guide on our Help page for more information.

The equipment represented in this report has been exclusively prepared for JAYME BEAN (jayne.bean@webber.com)

Webber

August 22, 2018

Mike Stone
Fort Bend County
301 Jackson Street
Richmond, TX 77469

Attn: Mike Stone

Re: REQUEST FOR CHANGE - PROPOSAL #P-74
Replacing Damaged Ped Pole
WEBBER PROJECT #WVT

Project: Fort Bend County
FM 1093 Westpark Extension Phase I

Gentlemen:

This proposal is for the removal and replacement of damaged work caused by a traffic accident on August 6, 2018, at the southeast corner of FM 1093 and FM 723 intersection.

Webber will need to demo damaged curb, replace the damaged pedestrian pole, and replace the mono curb. Webber will demo all damaged concrete surfaces, haul for disposal, and prep the area for replacement of damaged finishes and electrical items. Allstate Signal will replace conduit, junction box, and pedestrian poles. Webber will then construct the curb and finish grade the area .

Our new unit prices to perform this additional work is as follows:

ITEM DESCRIPTION	UNIT PRICE	QTY	TOTAL VALUE
Demo Damaged Concrete	\$ 1,460.17	1.00 S	1,460.17
Replacing Damaged Ped Pole	\$ 1,298.44	1.00 S	1,298.44
Replace Finish Work	\$ 2,341.99	1.00 S	2,341.99

Existing line items to overrun:

502-9003 - One Lane Closure (ADDL WORK)	\$ 869.00	2.00 S	1,738.00
624-6010 - Ground box Ty D w/ Apron	\$ 700.00	1.00 S	700.00
682-6018 - Ped Sig Sec (LED)(Countdown)	\$ 555.00	2.00 S	1,110.00
687-6001 - Ped Pole Assembly	\$ 1,000.00	1.00 S	1,000.00
688-6001 - Ped Detect Push Button(APS)	\$ 650.00	2.00 S	1,300.00

TOTAL CHANGE ORDER		\$	10,948.60
---------------------------	--	-----------	------------------

Please contact me if this extra work proposal is acceptable.

Sincerely,



Matthew Brangan
Project Manager

webber

REQUEST FOR CHANGE

Port Bend County
FM 1093 Westpark Extension Phase I

Demo Damaged Concrete				
ADDITIONAL WWW LABOR ITEMS:	CREW	HOURS	LABOR COST	LABOR COST
Damaged Conc. Removal:				
Foreman	1.00 EA	4.00 \$	42.00 /EA \$	168.00
Laborer	2.00 EA	4.00 \$	19.00 /EA \$	152.00
Operator	1.00 EA	4.00 \$	22.00 /EA \$	88.00
SUBTOTAL WWW LABOR:				\$ 408.00
BURDEN @ 55%:				\$ 224.40
25% OF LABOR				\$ 102.00
TOTAL WEBBER LABOR:				\$ 734.40

ADDITIONAL WWW MATERIAL ITEMS:	MATERIAL COST	MATERIAL UNIT	MATERIAL COST
	/		\$ -
	/		\$ -
SUBTOTAL WWW MATERIAL:			\$ -
MATERIAL @ 25% MARK-UP:			\$ -
TOTAL WEBBER MATERIAL:			\$ -

ADDITIONAL WWW EQUIPMENT ITEMS:	EQUIPMENT COST	EQUIPMENT UNIT /HR	EQUIPMENT QTY	EQUIPMENT COST
Damaged Conc. Removal:				
E-250 4x2 Pickup	\$ 14.92 /HR	4.00	1.00	\$ 59.68
Backhoe	\$ 32.43 /HR	4.00	1.00	\$ 129.72
SUBTOTAL WWW EQUIPMENT:				\$ 189.40
EQUIPMENT @ 15% MARK-UP:				\$ 28.41
TOTAL WEBBER EQUIP:				\$ 217.81

ADDITIONAL SUBCONTRACTOR ITEMS:	QUANTITIES	UNIT PRICE	BID TOTALS
Trucking & Disposal:			
Concrete Spoils Disposal Fee	1.00 EA	\$ 250.00	\$ 250.00
Trucking (4 HR Minimum)	4.00 HR	\$ 55.00	\$ 220.00
SUBTOTAL SUBS:			470.00
SUBS @ 5% MARK-UP:			23.50
TOTAL SUBCONTRACTOR ITEMS:			\$ 493.50

TOTAL ADDITIONAL DAYS TO PERFORM WORK: 0

SUMMARY

SUBTOTAL ALL ITEMS: \$ 1,445.71
 1.0% BOND: \$ 14.46
ADDITIONAL WORK TOTAL: \$ 1,460.17 LS

502-9003 - One Lane Closure (ADDL WORK) \$ 869.000 /EA 1.00 \$ 869.00

webber
REQUEST FOR CHANGE

Port Bend County
FM 1093 Westpark Extension Phase I

Replacing Damaged Ped Pole				
ADDITIONAL WWW LABOR ITEMS:	CREW	HOURS	LABOR COST	LABOR COST
				\$ -
				\$ -
SUBTOTAL WWW LABOR:				\$ -
BURDEN @ 55%:				\$ -
25% OF LABOR				\$ -
TOTAL WEBBER LABOR:				\$ -

ADDITIONAL WWW MATERIAL ITEMS:	MATERIAL COST	MATERIAL UNIT	MATERIAL COST
			\$ -
			\$ -
SUBTOTAL WWW MATERIAL:			\$ -
MATERIAL @ 25% MARK-UP:			\$ -
TOTAL WEBBER MATERIAL:			\$ -

ADDITIONAL WWW EQUIPMENT ITEMS:	EQUIPMENT COST	EQUIPMENT UNIT	EQUIPMENT QTY	EQUIPMENT COST
				\$ -
				\$ -
SUBTOTAL WWW EQUIPMENT:				\$ -
EQUIPMENT @ 15% MARK-UP:				\$ -
TOTAL WEBBER EQUIP:				\$ -

ADDITIONAL SUBCONTRACTOR ITEMS:	QUANTITIES	UNIT PRICE	BID TOTALS
AllStateSignal:			
Replacement of Damaged Ped Pole - Mobilization	1.00 LS	\$ 663.76	\$ 663.76
Replacement of Damaged Ped Pole - Conduit Repair	1.00 LS	\$ 560.61	\$ 560.61
SUBTOTAL SUBS:			1,224.37
SUBS @ 5% MARK-UP:			61.22
TOTAL SUBCONTRACTOR ITEMS:			\$ 1,285.59

TOTAL ADDITIONAL DAYS TO PERFORM WORK:

SUMMARY

SUBTOTAL ALL ITEMS:	\$ 1,285.59
1.0% BOND:	\$ 12.86
ADDITIONAL WORK TOTAL:	\$ 1,298.44 LS

624-6010 - Ground box Ty D w/ Apron	\$ 700.000	/EA	1.00	\$ 700.00
682-6018 - Ped Sig Sec (LED)(Countdown)	\$ 555.000	/EA	2.00	\$ 1,110.00
687-6001 - Ped Pole Assembly	\$ 1,000.000	/EA	1.00	\$ 1,000.00
688-6001 - Ped Detect Push Button(APS)	\$ 650.000	/EA	2.00	\$ 1,300.00

webber

REQUEST FOR CHANGE

Port Bend County
FM 1093 Westpark Extension Phase I

Replace Finish Work				
ADDITIONAL WWW LABOR ITEMS:	CREW	HOURS	LABOR COST	LABOR COST
Form/Pour/Strip - Curb:				
Foreman	1.00 EA	8.00 \$	42.00 /EA \$	336.00
Laborer	2.00 EA	8.00 \$	19.00 /EA \$	304.00
Operator	1.00 EA	8.00 \$	22.00 /EA \$	176.00
SUBTOTAL WWW LABOR:				\$ 816.00
BURDEN @ 55%:				\$ 448.80
25% OF LABOR				\$ 204.00
TOTAL WEBBER LABOR:				\$ 1,468.80

ADDITIONAL WWW MATERIAL ITEMS:	MATERIAL COST	MATERIAL UNIT	MATERIAL COST
Curb Materials:			
Class A Concrete - 4CY - Class A	\$ 115.00 /CY	4.00 CY	\$ 460.00
Class A Concrete - 4CY Short Load Charge	\$ 70.00 /LS	1.00 LS	\$ 70.00
Forming Materials - Lumber	\$ 150.00 /LS	1.00 LS	\$ 150.00
SUBTOTAL WWW MATERIAL:			\$ 680.00
MATERIAL @ 25% MARK-UP:			\$ 170.00
TOTAL WEBBER MATERIAL:			\$ 850.00


ADDITIONAL WWW EQUIPMENT ITEMS:	EQUIPMENT COST	EQUIPMENT UNIT /HR	EQUIPMENT QTY	EQUIPMENT COST
		/HR		\$ -
		/HR		\$ -
SUBTOTAL WWW EQUIPMENT:				\$ -
EQUIPMENT @ 15% MARK-UP:				\$ -
TOTAL WEBBER EQUIP:				\$ -

ADDITIONAL SUBCONTRACTOR ITEMS:	QUANTITIES	UNIT PRICE	BID TOTALS
			\$ -
SUBTOTAL SUBS:			0.00
SUBS @ 5% MARK-UP:			0.00
TOTAL SUBCONTRACTOR ITEMS:			\$ -

TOTAL ADDITIONAL DAYS TO PERFORM WORK:

SUMMARY	
SUBTOTAL ALL ITEMS:	\$ 2,318.80
1.0% BOND:	\$ 23.19
ADDITIONAL WORK TOTAL:	\$ 2,341.99 LS
One Lane Closure (ADDL WORK)	\$ 869.000 /EA 1.00 \$ 869.00

Rental Rate Blue Book®
Miscellaneous 4X4 1/2 191 CREW GAS
 On-Highway Light Duty Trucks

 Size Class:
100 - 199 HP
 Weight:
4,800 lbs.

Configuration for 4X4 1/2 191 CREW GAS

Cab Type	Crew	Axle Configuration	4X4
Ton Rating	1/2	Power Mode	Gasoline
Horsepower	191		

Blue Book Rates

** FHWA Rate is equal to the monthly ownership cost divided by 176 plus the hourly estimated operating cost.

	Ownership Costs				Estimated Operating Costs Hourly	FHWA Rate** Hourly
	Monthly	Weekly	Daily	Hourly		
Published Rates	\$730.00	\$205.00	\$51.00	\$8.00	\$11.05	\$15.20
Adjustments						
Region (Houston, Texas: 93.2%)	(\$49.64)	(\$13.94)	(\$3.47)	(\$0.54)		
Model Year (2017: 100%)	-	-	-	-		
Ownership (100%)	-	-	-	-		
Operating (100%)	-	-	-	-		
Total:	\$680.36	\$191.06	\$47.53	\$7.46	\$11.05	\$14.92

Rate Element Allocation

Element	Percentage	Value
Depreciation (ownership)	56%	\$408.80/mo
Overhaul (ownership)	29%	\$211.70/mo
CFC (ownership)	5%	\$36.50/mo
Indirect (ownership)	10%	\$73.00/mo
Fuel (operating) @ 2.27	75%	\$6.24/hr

Revised Date: 2nd Half 2017

These are the most accurate rates for the selected Revision Date(s). However, due to more frequent online updates, these rates may not match Rental Rate Blue Book Print. Visit the Cost Recovery Product Guide on our Help page for more information.

The equipment represented in this report has been exclusively prepared for JAYME BEAN (jayne.bean@wwebber.com)

www.equipmentwatch.com

All prices shown in US\$

Rental Rate Blue Book®

October 17, 2017

Deere 310K (disc. 2015)
Tractor-Loader-Backhoes

Size Class:
14' to Under 15'
Weight:
N/A



Configuration for 310K (disc. 2015)

Loader Bucket Capacity--Heaped 1 cu yd Net Horsepower 88 hp
Operator Protection ROPS/FOPS

Blue Book Rates

** FHWA Rate is equal to the monthly ownership cost divided by 176 plus the hourly estimated operating cost.

	Ownership Costs				Estimated Operating Costs Hourly	FHWA Rate** Hourly
	Monthly	Weekly	Daily	Hourly		
Published Rates	\$2,795.00	\$785.00	\$195.00	\$29.00	\$17.90	\$33.78
Adjustments						
Region (Houston, Texas: 91.5%)	(\$237.57)	(\$66.72)	(\$16.57)	(\$2.46)		
Model Year (2015: 100%)	-	-	-	-		
Ownership (100%)	-	-	-	-		
Operating (100%)						
Total:	\$2,557.43	\$718.28	\$178.43	\$26.54	\$17.90	\$32.43

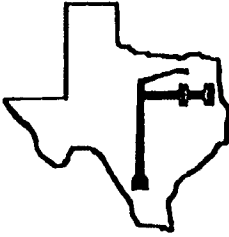
Rate Element Allocation

Element	Percentage	Value
Depreciation (ownership)	34%	\$950.30/mo
Overhaul (ownership)	46%	\$1,285.70/mo
CFC (ownership)	8%	\$223.60/mo
Indirect (ownership)	12%	\$335.40/mo
Fuel (operating) @ 2.53	48%	\$8.66/hr

Revised Date: 2nd Half 2017

These are the most accurate rates for the selected Revision Date(s). However, due to more frequent online updates, these rates may not match Rental Rate Blue Book Print. Visit the Cost Recovery Product Guide on our Help page for more information.

The equipment represented in this report has been exclusively prepared for JAYME BEAN (jayne.bean@wwebber.com)



ALLSTATE SIGNAL & CONSTRUCTION, LLC
P.O. BOX 2654
CYPRESS, TX 77410
PHONE: 281-255-4005
FAX: 281-255-4051

CHANGE ORDER REQUEST

DATE: 3/6/2018
CSJ #: 125B-03-042
PROJECT #: CC 125B-3-42
HIGHWAY: Westpark Tollway
ALLSTATE JOB #: 359

TO: Webber
14333 Chrisman Rd
Houston, TX 77039

ATTN: Matther Brangan

Mr. Brangan

Attached is the change order request for replacing one damaged ped pole and one damaged ground box. If you have any questions, please do not hesitate to contact me. Thank you.

Description:

Sincerely,


JR Cook
Project Manager
Allstate Signal & Construction, LLC.

ALLSTATE SIGNAL & CONSTRUCTION, LLC.
CHANGE ORDER SUMMARY

COUNTY: FT. BEND
 CSI #: 1258-03-042
 PROJECT #: CC 1258-3-42
 HWY: WESTPARK TOLLWAY
 DATE REQUESTED: 3/6/2018

BID ITEM #	DESCRIPTION	UNIT	QTY	UNIT PRICE	EXTENDED
EXISTING ITEMS					
624-6010	GROUNOD BOX TY D W/ APRON	EA	1	\$ 700.00	\$ 700.00
682-6018	PED SIG SEC (LED)(COUNTDOWN)	EA	2	\$ 555.00	\$ 1,110.00
687-6001	PED POLE ASSEMBLY	EA	1	\$ 1,000.00	\$ 1,000.00
688-6001	PED DETECT PUSH BUTTON(APS)	EA	2	\$ 650.00	\$ 1,300.00
TOTAL OF EXISTING BID ITEMS:					\$ 4,110.00
NEW ITEMS					
XXX-XXXX	MOBILIZATION	LS	1	\$ 663.76	\$ 663.76
618-XXXX	CONDUIT REPAIR	LS	1	\$ 560.61	\$ 560.61
					\$ -
					\$ -
TOTAL OF NEW BID ITEMS:					\$ 1,224.37
TOTAL:					\$ 5,334.37

NOTES

SIGNATURE:  _____
 JR COOK
 TITLE: _____
 MANAGER
 DATE: _____
 3/6/2018

**ALLSTATE SIGNAL & CONSTRUCTION, LLC
CHANGE ORDER ESTIMATE**

COUNTY: FT. BEND
 CSJ#: 1258-03-042
 PROJECT #: CC 1258-3-42
 DATE: 3/6/2018
 LOCATION: WESTPARK TOLLWAY

ITEM: XXX-XXXX - MOBILIZATION
 QTY: 1

SCOPE: MOBILIZE TO JOBSITE

Material				
DESCRIPTION	UNIT	QTY	UNIT PRICE	EXTENDED PRICE
				\$ -
				\$ -
				\$ -
			Total:	\$ -
			25% Mark Up:	\$ -
			MATERIAL TOTAL:	\$ -

Equipment				
DESCRIPTION	UNIT	QTY	UNIT PRICE	EXTENDED PRICE
FLATBED TRUCK / 15,000 GVWR / 4X4/ CREW	HR	2.5	\$ 21.52	\$ 53.80
20' FLAT BED TRAILER	HR	2.5	\$ 14.84	\$ 37.10
MMH EXCAVATOR	HR	2.5	\$ 26.73	\$ 66.83
				\$ -
			Total:	\$ 157.73
			15% Mark Up:	\$ 23.66
			EQUIPMENT TOTAL:	\$ 181.38

Labor				
DESCRIPTION	UNIT	QTY	UNIT PRICE	EXTENDED PRICE
FOREMAN	HR	2.5	\$ 35.50	\$ 88.75
OPERATOR	HR	2.5	\$ 28.00	\$ 70.00
LABOR - UTILITY	HR	2.5	\$ 17.50	\$ 43.75
LABOR - UTILITY	HR	2.5	\$ 17.50	\$ 43.75
LABOR - COMMON	HR	2.5	\$ 15.00	\$ 37.50
				\$ -
			Sub-Total:	\$ 283.75
			55% Labor Burden:	\$ 156.06
			15% Mark UP:	\$ 42.56
			LABOR TOTAL:	\$ 482.38

SUBCONTRACTORS				
DESCRIPTION	UNIT	QTY	UNIT PRICE	EXTENDED PRICE
				\$ -
			SUBCONTRACTOR TOTAL:	\$ -

TOTALS				
			ITEM TOTAL:	\$ 663.76
			ITEM UNIT PRICE:	\$ 663.76



www.equipmentwatch.com

All prices shown in US\$

Rental Rate Blue Book - Usage Report (Monthly)

March 6, 2018

Name: 372 Drainage Bore COR

Notes: None so far...

Adjustments

Note: Values not specified at the fleet level will be taken from individual equipment adjustments.

Rate Effective Date: -

Rate Effective Date: -

Region: -

Organization: -

Ownership Adjustment: -

Operating Adjustment: -

Rental Rate Blue Book Rates

All prices shown in US\$

Equipment Details						Rental Rate Blue Book®				Adjustments				Hours	Total Cost			
ID	Equipment Type	Manufacturer	Model	Year	Serial Number	Configuration/Notes	Ownership	Operating	Standby	Idling	Revision	Region	Age			Ownership	Operating	FHWA Heavy Rate
27	Flatbed Trailer	Fixed Goose-neck Equipment Trailers	Miscellaneous	Fixed Goose-neck Equipment Trailers	2013	Number of Axles:2 , Deck Length:16' - 18' , Deck Type:Level , Capacity:30 t	\$7.79	\$7.05	\$5.05	\$7.79	Jan 1, 2018 - Present	Texas: 85.8%	98.4%	100%	100%	\$14.84	1	\$14.84
2015 Ford F350 Super Duty Truck																		
2015	Chevy Flatbed	On-Highway Flatbed Trucks	Miscellaneous	On-Highway Flatbed Trucks	2015	Axle Configuration:02 , Power Mode:Diesel , Horsepower:200 , Maximum Gross Vehicle Weight:15000 lbs	\$6.07	\$15.45	\$4.13	\$16.14	Jan 1, 2018 - Present	Texas: 91.4%	98.2%	100%	100%	\$21.52	1	\$21.52
JR0002	crawler Mounted Compact Excavators	Deere	500	2017		Net Horsepower:28.1 hp , Power Mode:Diesel , Bucket Capacity : Heaped:5.2 cu ft , Operator Protection:ROPS , Operating Weight:4.9 mt	\$15.03	\$11.70	\$8.47	\$19.04	Jan 1, 2018 - Present	100%	102.3%	100%	100%	\$26.73	1	\$26.73

Total: **\$88.89**

These are the most accurate rates for the selected Revision Date(s). However, due to more frequent online updates, these rates may not match Rental Rate Blue Book Print. Visit the Cost Recovery Product Guide on our Help page for more information.

The equipment represented in this report has been exclusively prepared for JR COOK (jcook@asscbx.com)

AS PER ORIGINAL

Webber

August 22, 2018

Mike Stone
Fort Bend County
301 Jackson Street
Richmond, TX 77469

Attn: Mike Stone

Re: REQUEST FOR CHANGE - PROPOSAL #P-75
Replacement of Ped Pole and Ground Box at Katy Gaston Rd.
WEBBER PROJECT #WVT

Project: Fort Bend County
FM 1093 Westpark Extension Phase I

Gentlemen:

This is a proposal for the replacement of the ped pole and associated ground box at the intersection of Katy Gaston Rd. and Westpark Tollroad East Bound Frontage Road that was damaged in a traffic accident.


Our unit prices to perform this additional work is as follows:

ITEM DESCRIPTION	UNIT PRICE	QTY	TOTAL VALUE
Replacement of Ped Pole and Ground Box at Katy Gaston Rd.	\$ 1,298.44	1.00 S	1,298.44
Existing Line Items to Underrun			
624-6010 GROUND BOX TY D W/APRON	\$ 700.00	1.00 S	700.00
682-6018 PER SEG SEC (LED)(COUNTDOWN)	\$ 555.00	2.00 S	1,110.00
687-6001 PED POLE ASSEMBLY	\$ 1,000.00	1.00 S	1,000.00
688-6001 PED DETECT PUSH BUTTON(APS)	\$ 650.00	2.00 S	1,300.00
TOTAL CHANGE ORDER		S	5,408.44

A total of 0 days are required to perform this additional work and is requested to be added to the contract time.

Please contact me if this extra work proposal is acceptable.

Sincerely,



Matthew Brangan
Project Manager

webber

REQUEST FOR CHANGE

Fort Bend County
FM 1093 Westpark Extension Phase I

Replacement of Ped Pole and Ground Box at Katy Gaston Rd.				
ADDITIONAL WWW LABOR ITEMS:	CREW	HOURS	LABOR COST	LABOR COST
			/ \$	-
			/ \$	-
			/ \$	-
SUBTOTAL WWW LABOR:				\$ -
BURDEN @ 55%:				\$ -
25% OF LABOR				\$ -
TOTAL WEBBER LABOR:				\$ -

ADDITIONAL WWW MATERIAL ITEMS:	MATERIAL COST	QTY	MATERIAL UNIT	MATERIAL COST
				\$ -
				\$ -
SUBTOTAL WWW MATERIAL:				\$ -
MATERIAL @ 25% MARK-UP:				\$ -
TOTAL WEBBER MATERIAL:				\$ -

ADDITIONAL WWW EQUIPMENT ITEMS:	EQUIPMENT COST	EQUIPMENT UNIT /HR	EQUIPMENT QTY	EQUIPMENT COST
		/HR		\$ -
		/HR		\$ -
SUBTOTAL WWW EQUIPMENT:				\$ -
EQUIPMENT @ 15% MARK-UP:				\$ -
TOTAL WEBBER EQUIP:				\$ -

ADDITIONAL SUBCONTRACTOR ITEMS:	QUANTITIES	UNIT PRICE	BID TOTALS
Mobilization	1.00 LS	\$ 663.76 /LS	\$ 663.76
Conduit Repair	1.00 LS	\$ 560.61 /LS	\$ 560.61
		/	\$ -
SUBTOTAL SUBS:			1,224.37
SUBS @ 5% MARK-UP:			61.22
TOTAL SUBCONTRACTOR ITEMS:			\$ 1,285.59

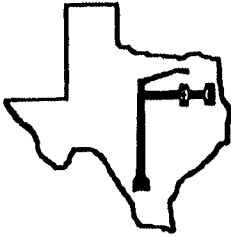
TOTAL ADDITIONAL DAYS TO PERFORM WORK: 0

SUMMARY

SUBTOTAL ALL ITEMS: \$ 1,285.59
 1.0% BOND: \$ 12.86
 ADDITIONAL WORK TOTAL: \$ 1,298.44

EXISTING LINE ITEMS TO OVERRUN:	COST	UOM	QTY	TOTAL
624-6010 GROUND BOX TY D W/APRON	\$ 700.00	EA	1.00	\$ 700.00
682-6018 PER SEG SEC (LED)(COUNTDOWN)	\$ 555.00	EA	2.00	\$ 1,110.00
687-6001 PED POLE ASSEMBLY	\$ 1,000.00	EA	1.00	\$ 1,000.00
688-6001 PED DETECT PUSH BUTTON(APS)	\$ 650.00	EA	2.00	\$ 1,300.00
EXISTING ITEMS TOTAL				4,110.00

TOTAL CHANGE ORDER \$ **5,408.44**



ALLSTATE SIGNAL & CONSTRUCTION, LLC
P.O. BOX 2654
CYPRESS, TX 77410
PHONE: 281-255-4005
FAX: 281-255-4051

CHANGE ORDER REQUEST

DATE: 3/6/2018
CSJ #: 1258-03-042
PROJECT #: CC 1258-3-42
HIGHWAY: Westpark Tollway
ALLSTATE JOB #: 359

TO: Webber
14333 Chrisman Rd
Houston, TX 77039

ATTN: Matther Brangan

Mr. Brangan

Attached is the change order request for replacing one damaged ped pole and one damaged ground box. If you have any questions, please do not hesitate to contact me. Thank you.

Description:

Sincerely,


JP Cook
Project Manager
Allstate Signal & Construction, LLC.

**ALLSTATE SIGNAL & CONSTRUCTION, LLC.
CHANGE ORDER SUMMARY**

COUNTY: FT. BEND
 CSI #: 1258-03-042
 PROJECT #: CC 1258-3-42
 HWY: WESTPARK TOLLWAY
 DATE REQUESTED: 3/6/2018

BID ITEM #	DESCRIPTION	UNIT	QTY	UNIT PRICE	EXTENDED
EXISTING ITEMS					
674-6010	GROUNOD BOX TY D W/ APRON	EA	1	\$ 700.00	\$ 700.00
682-6018	PED SIG SEC (LED)(COUNTDOWN)	EA	2	\$ 555.00	\$ 1,110.00
687-6001	PED POLE ASSEMBLY	EA	1	\$ 1,000.00	\$ 1,000.00
688-6001	PED DETECT PUSH BUTTON(APS)	EA	2	\$ 650.00	\$ 1,300.00
TOTAL OF EXISTING BID ITEMS:					\$ 4,110.00
NEW ITEMS					
XXX-XXXX	MOBILIZATION	LS	1	\$ 663.76	\$ 663.76
618-XXXX	CONDUIT REPAIR	LS	1	\$ 560.61	\$ 560.61
					\$ -
					\$ -
TOTAL OF NEW BID ITEMS:					\$ 1,224.37
TOTAL:					\$ 5,334.37

NOTES

SIGNATURE:  _____
 JR COOK
 TITLE: _____
 MANAGER
 DATE: _____
 3/6/2018

**ALLSTATE SIGNAL & CONSTRUCTION, LLC
CHANGE ORDER ESTIMATE**

COUNTY: FT. BEND
 CSIR: 1258-03-042
 PROJECT #: CC 1258-3-42
 DATE: 3/6/2018
 LOCATION: WESTPARK TOLLWAY

ITEM: XXX-XXXX - MOBILIZATION
 QTY: 1

SCOPE: MOBILIZE TO JOBSITE

Material				
DESCRIPTION	UNIT	QTY	UNIT PRICE	EXTENDED PRICE
				\$ -
				\$ -
				\$ -
				Total: \$ -
				25% Mark Up: \$ -
				MATERIAL TOTAL: \$ -

Equipment				
DESCRIPTION	UNIT	QTY	UNIT PRICE	EXTENDED PRICE
FLATBED TRUCK / 15,000 GVWR / 4X4 / CREW	HR	2.5	\$ 23.52	\$ 58.80
20' FLAT BED TRAILER	HR	2.5	\$ 14.84	\$ 37.10
MINI EXCAVATOR	HR	2.5	\$ 26.73	\$ 66.83
				\$ -
				Total: \$ 157.73
				15% Mark Up: \$ 23.66
				EQUIPMENT TOTAL: \$ 181.38

Labor				
DESCRIPTION	UNIT	QTY	UNIT PRICE	EXTENDED PRICE
FOREMAN	HR	2.5	\$ 35.50	\$ 88.75
OPERATOR	HR	2.5	\$ 28.00	\$ 70.00
LABOR - UTILITY	HR	2.5	\$ 17.50	\$ 43.75
LABOR - UTILITY	HR	2.5	\$ 17.50	\$ 43.75
LABOR - COMMON	HR	2.5	\$ 15.00	\$ 37.50
				\$ -
				Sub-Total: \$ 283.75
				55% Labor Burden \$ 156.06
				15% Mark UP: \$ 42.56
				LABOR TOTAL: \$ 482.38

SUBCONTRACTORS				
DESCRIPTION	UNIT	QTY	UNIT PRICE	EXTENDED PRICE
				\$ -
				SUBCONTRACTOR TOTAL: \$ -

TOTALS				
				ITEM TOTAL: \$ 663.76
				ITEM UNIT PRICE: \$ 663.76



www.equipmentwatch.com

All prices shown in US\$

Rental Rate Blue Book - Usage Report (Monthly)

March 6, 2018

Name: 372 Drainage Bore COR

Notes: None so far...

Adjustments

Note: Values not specified at the fleet level will be taken from individual equipment adjustments.

Rate Effective Date: -

Rate Effective Date: -

Region: -

Organization: -

Ownership Adjustment: -

Operating Adjustment: -

Rental Rate Blue Book Rates

All prices shown in US\$

Equipment Details						Rental Rate Blue Book®				Adjustments				Hours	Total Cost		
ID	Equipment Type	Manufacturer	Model	Year Serial Number	Configuration/Notes	Ownership	Operating	Standby	Idling	Revision	Region	Age	Ownership			Operating	FHWA Hourly Rate
28' Flatbed Trailer	Flatbed Equipment Trailers	Miscellaneous	Flatbed Gooseneck Equipment Trailers	2013	Number of Axles:2, Deck Length:16' - 18', Deck Type:Level, Capacity:20 t	\$7.79	\$7.05	\$5.05	\$7.79	Jan 1, 2018 - Present	Texas: 85.8%	98.4%	100%	100%	\$14.84	1	\$14.84
30' On-Highway Flatbed Trucks																	
2015 Chevy Flatbed	On-Highway Flatbed Trucks	Miscellaneous	On-Highway Flatbed Trucks	2015	Axle Configuration:4C2, Power Mode:Diesel, Horsepower:200, Maximum Gross Vehicle Weight:15000 lbs	\$8.07	\$15.45	\$4.13	\$16.14	Jan 1, 2018 - Present	Texas: 91.4%	98.2%	100%	100%	\$21.52	1	\$21.52
JR0002	Crawler Mounted Compact Excavators	Deere	300	2017	Net Horsepower:38.1 hp, Power Mode:Diesel, Bucket Capacity - Heaped:5.2 cu ft, Operator Protector:ROPS, Operating Weight:4.9 mt	\$15.03	\$11.70	\$8.47	\$19.04	Jan 1, 2018 - Present	100%	102.3%	100%	100%	\$26.73	1	\$26.73

Total: 388.88

These are the most accurate rates for the selected Revision Date(s). However, due to more frequent online updates, these rates may not match Rental Rate Blue Book Print. Visit the Cost Recovery Product Guide on our Help page for more information.

The equipment represented in this report has been exclusively prepared for JR COOK (jcook@esectx.com)

AS PER ORIGINAL

CERTIFICATE OF INTERESTED PARTIES

FORM 1295

1 of 1

Complete Nos. 1 - 4 and 6 if there are interested parties.
Complete Nos. 1, 2, 3, 5, and 6 if there are no interested parties.

**OFFICE USE ONLY
CERTIFICATION OF FILING**

Certificate Number:
2018-433503

Date Filed:
12/13/2018

Date Acknowledged:
02/26/2019

1 Name of business entity filing form, and the city, state and country of the business entity's place of business.

Webber, LLC
Richmond, TX United States

2 Name of governmental entity or state agency that is a party to the contract for which the form is being filed.

Fort Bend County

3 Provide the identification number used by the governmental entity or state agency to track or identify the contract, and provide a description of the services, goods, or other property to be provided under the contract.

1258-03-042

Adding Wrong Way Arrow pavement markings; replace Type O Sign for FM 723; Repair ped pole damages at Katy Gaston and FM 723; Detention pond over excavation

4	Name of Interested Party	City, State, Country (place of business)	Nature of interest (check applicable)	
			Controlling	Intermediary

5 Check only if there is NO Interested Party.

6 UNSWORN DECLARATION

My name is _____, and my date of birth is _____.

My address is _____, _____, _____, _____, _____.
(street) (city) (state) (zip code) (country)

I declare under penalty of perjury that the foregoing is true and correct.

Executed in _____ County, State of _____, on the _____ day of _____, 20____.
(month) (year)

Signature of authorized agent of contracting business entity
(Declarant)