

**CERTIFICATE FOR ORDER**

THE STATE OF TEXAS §

COUNTY OF FORT BEND §

We, the undersigned officers of the Commissioners Court of Fort Bend County, Texas, hereby certify as follows:

1. The Commissioners Court of Fort Bend County, Texas, convened at a special meeting of said Court at the Fort Bend County Courthouse in the District of Richmond, Texas, on the 14th day of November, 2019, and the roll was called of the duly constituted officers and members of said Court, to wit

K. P. George  
Vincent Morales  
Grady Prestage  
Andy Meyers  
Ken DeMerchant

County Judge  
Commissioner, Precinct 1  
Commissioner, Precinct 2  
Commissioner, Precinct 3  
Commissioner, Precinct 4

and all of said persons were present, except the following absentee(s) <sup>Commissioner Grady Prestage</sup> ~~Commissioner Ken DeMerchant~~, thus constituting a quorum. Whereupon, among other business, the following was transacted at said meeting: a written

**ORDER CANVASSING THE RETURNS AND  
DECLARING RESULTS OF ELECTION**

was duly introduced for the consideration of the Commissioners Court and read in full. It was then duly moved and seconded that said order be adopted; and, after due discussion, said motion, carrying with it the adoption of said order, prevailed and carried by the following vote:

A Y E S : 3

N O E S : 0

2. A true, full and correct copy of the aforesaid order adopted at the meeting described in the above and foregoing paragraph is attached to and follows this certificate; that said order has been duly recorded in the Commissioners Court's minutes of said meeting, that the above and foregoing paragraph is a true, full and correct excerpt from the Commissioners Court's minutes of said meeting pertaining to the adoption of said order, that the persons named in the above and foregoing paragraph are the duly chosen, qualified and acting officers and members of the Commissioners Court as indicated therein, that each of the officers and members of the Commissioners Court was duly and sufficiently notified officially and personally, in advance, of the date, hour, place and purpose of the aforesaid meeting, and that said order would be introduced and considered for adoption at said meeting, and each of said officers and members consented, in advance, to the holding of said meeting for such purpose, that said meeting was open to the public as required by law; and that public notice of the date, hour, place and subject of said meeting was given as required by the Texas Open Meetings Act.


*[Signature page follows]*

SIGNED AND SEALED this 14th day of November, 2019.

*Laura Richard*

County Clerk

(SEAL)



**CERTIFICATE OF ABSENT COMMISSIONER**


STATE OF TEXAS §  
COUNTY OF FORT BEND §  
FORT BEND COUNTY DRAINAGE DISTRICT §

I, the undersigned, was a member of the Commissioners Court (the "Court") of Fort Bend County, Texas, at the time that a special meeting of the Court was held on November 14, 2019, which meeting I did not attend, and at which meeting the Board adopted the following:

**ORDER CANVASSING THE RETURNS AND  
DECLARING RESULTS OF ELECTION**

I hereby acknowledge that sufficient notice of such meeting was given to me and hereby waive any other notice to which I otherwise may have been entitled.

WITNESS MY HAND THIS 26 day of November, 2019

Signature: 

Printed Name: Grady Prestage  
Commissioner, Precinct 2

**CERTIFICATE OF ABSENT COMMISSIONER**

STATE OF TEXAS §  
COUNTY OF FORT BEND §  
FORT BEND COUNTY DRAINAGE DISTRICT §

I, the undersigned, was a member of the Commissioners Court (the "Court") of Fort Bend County, Texas, at the time that a special meeting of the Court was held on November 14, 2019, which meeting I did not attend, and at which meeting the Board adopted the following:

**ORDER CANVASSING THE RETURNS AND  
DECLARING RESULTS OF ELECTION**

I hereby acknowledge that sufficient notice of such meeting was given to me and hereby waive any other notice to which I otherwise may have been entitled.

WITNESS MY HAND THIS 26 day of November, 2019

Signature: 

Printed Name: Ken R. DeMerchant  
Commissioner, Precinct 4

ORDER NO. \_\_\_\_  
 ORDER CANVASSING THE RETURNS AND  
 DECLARING RESULTS OF ELECTION

WHEREAS, there was held in Fort Bend County, Texas (the "County"), on the 5<sup>th</sup> day of November, 2019, an election at which there was submitted to all duly qualified resident electors of the County for their action thereon, the following proposition: the issuance of \$83,000,000 Fort Bend County Drainage District Bonds for flood control; and

WHEREAS, there were cast at the election:

PROPOSITION A

THE ISSUANCE OF \$83,000,000 FORT BEND COUNTY  
 DRAINAGE DISTRICT BONDS FOR FLOOD CONTROL  
 AND THE LEVYING OF A TAX IN PAYMENT THEREOF

FOR 45,129  
 AGAINST 20,140

as shown in the official election returns heretofore submitted to the Commissioners Court of the County, as the governing body of the Fort Bend County Drainage District, and duly filed with the County Clerk of the County; and

WHEREAS, the election was called and held in all respects under and in strict conformity with the Constitution and laws of the State of Texas and the United States of America; Now, Therefore

BE IT ORDAINED BY THE COMMISSIONERS COURT OF FORT BEND COUNTY, TEXAS, ACTING IN ITS CAPACITY AS THE GOVERNING BODY OF THE FORT BEND COUNTY DRAINAGE DISTRICT:


Section 1: That the facts and recitations set forth in the preamble of this Order are hereby declared true and correct.

Section 2: That the election held in and throughout the County on the 5<sup>th</sup> day of November, 2019, which election is more particularly described in the preamble of this order, was duly called and notice thereof was given and the election was held under and in strict conformity with law; that only duly qualified resident electors of the County voted at the election; that due returns of the election have been made by the proper officers; that the election has resulted favorably for the issuance of bonds pursuant to Proposition A as described in the preamble of this order; and that a majority of the qualified voters voting in the election have voted in favor of the aforesaid proposition for the issuance of the bonds described in the preamble of this order and for the levy of a tax for payment thereof.


Section 3: That the Fort Bend County Drainage District is now authorized to issue all of the bonds described above relating to Proposition A, and the Fort Bend County Drainage District is authorized to do any and all things necessary and/or convenient in connection therewith.

Section 4: That it is hereby officially found and determined that notice of the meeting at which this order is adopted was given as required by the Texas Open Meetings Act, and that such meeting has been open to the public at all times when this order was discussed and acted on.


PASSED AND APPROVED the \_\_\_ day of November, 2019.

  
\_\_\_\_\_  
County Judge  
Fort Bend County, Texas

ATTEST:

  
\_\_\_\_\_  
County Clerk  
Fort Bend County, Texas

(SEAL)



**Fort Bend County Drainage District Election - Cumulative Report — Official**  
**Fort Bend County, Texas — SPECIAL AND GENERAL ELECTION — November 05, 2019**

Total Number of Voters : 67,891 of 448,129 = 15.15%

Precincts Reporting 160 of 160 = 100.00%

Party	Candidate	Absentee		Early		Election		Total	
<b>FORT BEND COUNTY DRAINAGE DISTRICT PROPOSITION A (FLOOD MITIGATION), Vote For 1</b>									
	FOR	1,562	70.08%	19,296	69.63%	24,271	68.70%	45,129	69.14%
	AGAINST	667	29.92%	8,415	30.37%	11,058	31.30%	20,140	30.86%
	<b>Cast Votes:</b>	2,229	94.49%	27,711	96.55%	35,329	95.92%	65,269	96.14%
	<b>Over Votes:</b>	0	0.00%	0	0.00%	0	0.00%	0	0.00%
	<b>Under Votes:</b>	130	5.51%	991	3.45%	1,501	4.08%	2,622	3.86%

**Fort Bend County Drainage District Election - Precinct Report — Official**  
**Fort Bend County, Texas — SPECIAL AND GENERAL ELECTION — November 05, 2019**

Total Number of Voters : 67,891 of 448,129 = 15.15%

Precincts Reporting 160 of 160 = 100.00%

Party	Candidate	Absentee	Early	Election	Total
-------	-----------	----------	-------	----------	-------

**Precinct 1001 (Ballots Cast: 371)**

**FORT BEND COUNTY DRAINAGE DISTRICT PROPOSITION A (FLOOD MITIGATION), Vote For 1**

FOR	1	25.00%	79	61.24%	133	59.11%	213	59.50%
AGAINST	3	75.00%	50	38.76%	92	40.89%	145	40.50%
<b>Cast Votes:</b>	4	100.00%	129	95.56%	225	96.98%	358	96.50%
<b>Over Votes:</b>	0	0.00%	0	0.00%	0	0.00%	0	0.00%
<b>Under Votes:</b>	0	0.00%	6	4.44%	7	3.02%	13	3.50%

**Fort Bend County Drainage District Election - Precinct Report — Official**  
**Fort Bend County, Texas — SPECIAL AND GENERAL ELECTION — November 05, 2019**

Total Number of Voters : 67,891 of 448,129 = 15.15%

Precincts Reporting 160 of 160 = 100.00%

Party	Candidate	Absentee	Early	Election	Total
<b>Precinct 1002 (Ballots Cast: 68)</b>					
<b>FORT BEND COUNTY DRAINAGE DISTRICT PROPOSITION A (FLOOD MITIGATION), Vote For 1</b>					
	FOR	1 50.00%	14 66.67%	31 72.09%	46 69.70%
	AGAINST	1 50.00%	7 33.33%	12 27.91%	20 30.30%
	<b>Cast Votes:</b>	2 100.00%	21 100.00%	43 95.56%	66 97.06%
	<b>Over Votes:</b>	0 0.00%	0 0.00%	0 0.00%	0 0.00%
	<b>Under Votes:</b>	0 0.00%	0 0.00%	2 4.44%	2 2.94%

**Fort Bend County Drainage District Election - Precinct Report — Official**  
**Fort Bend County, Texas — SPECIAL AND GENERAL ELECTION — November 05, 2019**

Page 3 of 160

11/12/2019 11:17 AM

Total Number of Voters : 67,891 of 448,129 = 15.15%

Precincts Reporting 160 of 160 = 100.00%

Party	Candidate	Absentee	Early	Election	Total
<b>Precinct 1003 (Ballots Cast: 145)</b>					
<b>FORT BEND COUNTY DRAINAGE DISTRICT PROPOSITION A (FLOOD MITIGATION), Vote For 1</b>					
	FOR	4 66.67%	24 68.57%	61 63.54%	89 64.96%
	AGAINST	2 33.33%	11 31.43%	35 36.46%	48 35.04%
	<b>Cast Votes:</b>	6 100.00%	35 92.11%	96 95.05%	137 94.48%
	<b>Over Votes:</b>	0 0.00%	0 0.00%	0 0.00%	0 0.00%
	<b>Under Votes:</b>	0 0.00%	3 7.89%	5 4.95%	8 5.52%

**Fort Bend County Drainage District Election - Precinct Report — Official**  
**Fort Bend County, Texas — SPECIAL AND GENERAL ELECTION — November 05, 2019**

Total Number of Voters : 67,891 of 448,129 = 15.15%

Precincts Reporting 160 of 160 = 100.00%

Party	Candidate	Absentee	Early	Election	Total
-------	-----------	----------	-------	----------	-------

**Precinct 1007 (Ballots Cast: 659)**

**FORT BEND COUNTY DRAINAGE DISTRICT PROPOSITION A (FLOOD MITIGATION), Vote For 1**

FOR	5	50.00%	110	61.45%	302	65.65%	417	64.25%
AGAINST	5	50.00%	69	38.55%	158	34.35%	232	35.75%
<b>Cast Votes:</b>	10	100.00%	179	97.28%	460	98.92%	649	98.48%
<b>Over Votes:</b>	0	0.00%	0	0.00%	0	0.00%	0	0.00%
<b>Under Votes:</b>	0	0.00%	5	2.72%	5	1.08%	10	1.52%

**Fort Bend County Drainage District Election - Precinct Report — Official**  
**Fort Bend County, Texas — SPECIAL AND GENERAL ELECTION — November 05, 2019**

Page 5 of 160

11/12/2019 11:17 AM

Total Number of Voters : 67,891 of 448,129 = 15.15%

Precincts Reporting 160 of 160 = 100.00%

Party	Candidate	Absentee	Early	Election	Total
<b>Precinct 1008 (Ballots Cast: 250)</b>					
<b>FORT BEND COUNTY DRAINAGE DISTRICT PROPOSITION A (FLOOD MITIGATION), Vote For 1</b>					
	FOR	4 40.00%	27 54.00%	90 50.28%	121 50.63%
	AGAINST	6 60.00%	23 46.00%	89 49.72%	118 49.37%
	<b>Cast Votes:</b>	10 90.91%	50 94.34%	179 96.24%	239 95.60%
	<b>Over Votes:</b>	0 0.00%	0 0.00%	0 0.00%	0 0.00%
	<b>Under Votes:</b>	1 9.09%	3 5.66%	7 3.76%	11 4.40%

**Fort Bend County Drainage District Election - Precinct Report — Official**  
**Fort Bend County, Texas — SPECIAL AND GENERAL ELECTION — November 05, 2019**

Total Number of Voters : 67,891 of 448,129 = 15.15%

Precincts Reporting 160 of 160 = 100.00%

Party	Candidate	Absentee	Early	Election	Total
-------	-----------	----------	-------	----------	-------

**Precinct 1010 (Ballots Cast: 588)**

**FORT BEND COUNTY DRAINAGE DISTRICT PROPOSITION A (FLOOD MITIGATION), Vote For 1**

FOR	8	80.00%	86	47.25%	194	51.60%	288	50.70%
AGAINST	2	20.00%	96	52.75%	182	48.40%	280	49.30%
<b>Cast Votes:</b>	10	100.00%	182	96.30%	376	96.66%	568	96.60%
<b>Over Votes:</b>	0	0.00%	0	0.00%	0	0.00%	0	0.00%
<b>Under Votes:</b>	0	0.00%	7	3.70%	13	3.34%	20	3.40%

**Fort Bend County Drainage District Election - Precinct Report — Official**  
**Fort Bend County, Texas — SPECIAL AND GENERAL ELECTION — November 05, 2019**

Total Number of Voters : 67,891 of 448,129 = 15.15%

Precincts Reporting 160 of 160 = 100.00%

Party	Candidate	Absentee	Early	Election	Total
<b>Precinct 1012 (Ballots Cast: 224)</b>					
<b>FORT BEND COUNTY DRAINAGE DISTRICT PROPOSITION A (FLOOD MITIGATION), Vote For 1</b>					
	FOR	18 46.15%	25 54.35%	80 59.70%	123 56.16%
	AGAINST	21 53.85%	21 45.65%	54 40.30%	96 43.84%
	<b>Cast Votes:</b>	39 100.00%	46 97.87%	134 97.10%	219 97.77%
	<b>Over Votes:</b>	0 0.00%	0 0.00%	0 0.00%	0 0.00%
	<b>Under Votes:</b>	0 0.00%	1 2.13%	4 2.90%	5 2.23%

**Fort Bend County Drainage District Election - Precinct Report — Official**  
**Fort Bend County, Texas — SPECIAL AND GENERAL ELECTION — November 05, 2019**

Total Number of Voters : 67,891 of 448,129 = 15.15%

Precincts Reporting 160 of 160 = 100.00%

Party	Candidate	Absentee	Early	Election	Total
<b>Precinct 1013 (Ballots Cast: 352)</b>					
<b>FORT BEND COUNTY DRAINAGE DISTRICT PROPOSITION A (FLOOD MITIGATION), Vote For 1</b>					
	FOR	19 61.29%	61 61.62%	136 63.26%	216 62.61%
	AGAINST	12 38.71%	38 38.38%	79 36.74%	129 37.39%
	<b>Cast Votes:</b>	31 100.00%	99 97.06%	215 98.17%	345 98.01%
	<b>Over Votes:</b>	0 0.00%	0 0.00%	0 0.00%	0 0.00%
	<b>Under Votes:</b>	0 0.00%	3 2.94%	4 1.83%	7 1.99%

**Fort Bend County Drainage District Election - Precinct Report — Official**  
**Fort Bend County, Texas — SPECIAL AND GENERAL ELECTION — November 05, 2019**

Total Number of Voters : 67,891 of 448,129 = 15.15%

Precincts Reporting 160 of 160 = 100.00%

Party	Candidate	Absentee	Early	Election	Total
-------	-----------	----------	-------	----------	-------

**Precinct 1015 (Ballots Cast: 186)**

**FORT BEND COUNTY DRAINAGE DISTRICT PROPOSITION A (FLOOD MITIGATION), Vote For 1**

FOR	0	0.00%	36	49.32%	58	53.70%	94	51.37%
AGAINST	2	100.00%	37	50.68%	50	46.30%	89	48.63%
<b>Cast Votes:</b>	2	100.00%	73	100.00%	108	97.30%	183	98.39%
<b>Over Votes:</b>	0	0.00%	0	0.00%	0	0.00%	0	0.00%
<b>Under Votes:</b>	0	0.00%	0	0.00%	3	2.70%	3	1.61%

**Fort Bend County Drainage District Election - Precinct Report — Official**  
**Fort Bend County, Texas — SPECIAL AND GENERAL ELECTION — November 05, 2019**

Total Number of Voters : 67,891 of 448,129 = 15.15%

Precincts Reporting 160 of 160 = 100.00%

Party	Candidate	Absentee	Early	Election	Total
<b>Precinct 1018 (Ballots Cast: 253)</b>					
<b>FORT BEND COUNTY DRAINAGE DISTRICT PROPOSITION A (FLOOD MITIGATION), Vote For 1</b>					
	FOR	1 100.00%	39 52.00%	77 45.83%	117 47.95%
	AGAINST	0 0.00%	36 48.00%	91 54.17%	127 52.05%
	<b>Cast Votes:</b>	1 100.00%	75 97.40%	168 96.00%	244 96.44%
	<b>Over Votes:</b>	0 0.00%	0 0.00%	0 0.00%	0 0.00%
	<b>Under Votes:</b>	0 0.00%	2 2.60%	7 4.00%	9 3.56%

**Fort Bend County Drainage District Election - Precinct Report — Official**  
**Fort Bend County, Texas — SPECIAL AND GENERAL ELECTION — November 05, 2019**

Total Number of Voters : 67,891 of 448,129 = 15.15%

Precincts Reporting 160 of 160 = 100.00%

Party	Candidate	Absentee	Early	Election	Total
-------	-----------	----------	-------	----------	-------

**Precinct 1021 (Ballots Cast: 143)**

**FORT BEND COUNTY DRAINAGE DISTRICT PROPOSITION A (FLOOD MITIGATION), Vote For 1**

FOR	0	0.00%	12	57.14%	61	51.69%	73	52.52%
AGAINST	0	0.00%	9	42.86%	57	48.31%	66	47.48%
<b>Cast Votes:</b>	0	0.00%	21	95.45%	118	97.52%	139	97.20%
<b>Over Votes:</b>	0	0.00%	0	0.00%	0	0.00%	0	0.00%
<b>Under Votes:</b>	0	0.00%	1	4.55%	3	2.48%	4	2.80%

**Fort Bend County Drainage District Election - Precinct Report — Official**  
**Fort Bend County, Texas — SPECIAL AND GENERAL ELECTION — November 05, 2019**

Total Number of Voters : 67,891 of 448,129 = 15.15%

Precincts Reporting 160 of 160 = 100.00%

Party	Candidate	Absentee	Early	Election	Total
<b>Precinct 1024 (Ballots Cast: 135)</b>					
<b>FORT BEND COUNTY DRAINAGE DISTRICT PROPOSITION A (FLOOD MITIGATION), Vote For 1</b>					
	FOR	1 100.00%	23 41.07%	27 35.53%	51 38.35%
	AGAINST	0 0.00%	33 58.93%	49 64.47%	82 61.65%
	<b>Cast Votes:</b>	1 100.00%	56 98.25%	76 98.70%	133 98.52%
	<b>Over Votes:</b>	0 0.00%	0 0.00%	0 0.00%	0 0.00%
	<b>Under Votes:</b>	0 0.00%	1 1.75%	1 1.30%	2 1.48%

**Fort Bend County Drainage District Election - Precinct Report — Official**  
**Fort Bend County, Texas — SPECIAL AND GENERAL ELECTION — November 05, 2019**

Total Number of Voters : 67,891 of 448,129 = 15.15%

Precincts Reporting 160 of 160 = 100.00%

Party	Candidate	Absentee	Early	Election	Total
<b>Precinct 1025 (Ballots Cast: 404)</b>					
<b>FORT BEND COUNTY DRAINAGE DISTRICT PROPOSITION A (FLOOD MITIGATION), Vote For 1</b>					
	FOR	1 100.00%	51 51.00%	158 53.74%	210 53.16%
	AGAINST	0 0.00%	49 49.00%	136 46.26%	185 46.84%
	<b>Cast Votes:</b>	1 100.00%	100 96.15%	294 98.33%	395 97.77%
	<b>Over Votes:</b>	0 0.00%	0 0.00%	0 0.00%	0 0.00%
	<b>Under Votes:</b>	0 0.00%	4 3.85%	5 1.67%	9 2.23%

**Fort Bend County Drainage District Election - Precinct Report — Official**  
**Fort Bend County, Texas — SPECIAL AND GENERAL ELECTION — November 05, 2019**

Total Number of Voters : 67,891 of 448,129 = 15.15%

Precincts Reporting 160 of 160 = 100.00%

Party	Candidate	Absentee	Early	Election	Total
<b>Precinct 1037 (Ballots Cast: 324)</b>					
<b>FORT BEND COUNTY DRAINAGE DISTRICT PROPOSITION A (FLOOD MITIGATION), Vote For 1</b>					
	FOR	18 69.23%	63 56.25%	107 61.14%	188 60.06%
	AGAINST	8 30.77%	49 43.75%	68 38.86%	125 39.94%
	<b>Cast Votes:</b>	26 96.30%	112 96.55%	175 96.69%	313 96.60%
	<b>Over Votes:</b>	0 0.00%	0 0.00%	0 0.00%	0 0.00%
	<b>Under Votes:</b>	1 3.70%	4 3.45%	6 3.31%	11 3.40%

**Fort Bend County Drainage District Election - Precinct Report — Official**  
**Fort Bend County, Texas — SPECIAL AND GENERAL ELECTION — November 05, 2019**

Total Number of Voters : 67,891 of 448,129 = 15.15%

Precincts Reporting 160 of 160 = 100.00%

Party	Candidate	Absentee	Early	Election	Total
<b>Precinct 1040 (Ballots Cast: 102)</b>					
<b>FORT BEND COUNTY DRAINAGE DISTRICT PROPOSITION A (FLOOD MITIGATION), Vote For 1</b>					
	FOR	8 100.00%	7 50.00%	44 55.70%	59 58.42%
	AGAINST	0 0.00%	7 50.00%	35 44.30%	42 41.58%
	<b>Cast Votes:</b>	8 100.00%	14 100.00%	79 98.75%	101 99.02%
	<b>Over Votes:</b>	0 0.00%	0 0.00%	0 0.00%	0 0.00%
	<b>Under Votes:</b>	0 0.00%	0 0.00%	1 1.25%	1 0.98%

**Fort Bend County Drainage District Election - Precinct Report — Official**  
**Fort Bend County, Texas — SPECIAL AND GENERAL ELECTION — November 05, 2019**

Page 16 of 160

11/12/2019 11:17 AM

Total Number of Voters : 67,891 of 448,129 = 15.15%

Precincts Reporting 160 of 160 = 100.00%

Party	Candidate	Absentee	Early	Election	Total
<b>Precinct 1048 (Ballots Cast: 124)</b>					
<b>FORT BEND COUNTY DRAINAGE DISTRICT PROPOSITION A (FLOOD MITIGATION), Vote For 1</b>					
	FOR	9 81.82%	22 73.33%	54 68.35%	85 70.83%
	AGAINST	2 18.18%	8 26.67%	25 31.65%	35 29.17%
	<b>Cast Votes:</b>	11 100.00%	30 93.75%	79 97.53%	120 96.77%
	<b>Over Votes:</b>	0 0.00%	0 0.00%	0 0.00%	0 0.00%
	<b>Under Votes:</b>	0 0.00%	2 6.25%	2 2.47%	4 3.23%

**Fort Bend County Drainage District Election - Precinct Report — Official**  
**Fort Bend County, Texas — SPECIAL AND GENERAL ELECTION — November 05, 2019**

Page 17 of 160

11/12/2019 11:17 AM

Total Number of Voters : 67,891 of 448,129 = 15.15%

Precincts Reporting 160 of 160 = 100.00%

Party	Candidate	Absentee	Early	Election	Total
<b>Precinct 1054 (Ballots Cast: 72)</b>					
<b>FORT BEND COUNTY DRAINAGE DISTRICT PROPOSITION A (FLOOD MITIGATION), Vote For 1</b>					
	FOR	1 100.00%	15 51.72%	23 60.53%	39 57.35%
	AGAINST	0 0.00%	14 48.28%	15 39.47%	29 42.65%
	<b>Cast Votes:</b>	1 100.00%	29 93.55%	38 95.00%	68 94.44%
	<b>Over Votes:</b>	0 0.00%	0 0.00%	0 0.00%	0 0.00%
	<b>Under Votes:</b>	0 0.00%	2 6.45%	2 5.00%	4 5.56%

**Fort Bend County Drainage District Election - Precinct Report — Official**  
**Fort Bend County, Texas — SPECIAL AND GENERAL ELECTION — November 05, 2019**

Total Number of Voters : 67,891 of 448,129 = 15.15%

Precincts Reporting 160 of 160 = 100.00%

Party	Candidate	Absentee	Early	Election	Total
<b>Precinct 1058 (Ballots Cast: 99)</b>					
<b>FORT BEND COUNTY DRAINAGE DISTRICT PROPOSITION A (FLOOD MITIGATION), Vote For 1</b>					
	FOR	0 0.00%	20 71.43%	46 66.67%	66 68.04%
	AGAINST	0 0.00%	8 28.57%	23 33.33%	31 31.96%
	<b>Cast Votes:</b>	0 0.00%	28 100.00%	69 97.18%	97 97.98%
	<b>Over Votes:</b>	0 0.00%	0 0.00%	0 0.00%	0 0.00%
	<b>Under Votes:</b>	0 0.00%	0 0.00%	2 2.82%	2 2.02%

**Fort Bend County Drainage District Election - Precinct Report — Official**  
**Fort Bend County, Texas — SPECIAL AND GENERAL ELECTION — November 05, 2019**

Total Number of Voters : 67,891 of 448,129 = 15.15%

Precincts Reporting 160 of 160 = 100.00%

Party	Candidate	Absentee	Early	Election	Total
<b>Precinct 1067 (Ballots Cast: 223)</b>					
<b>FORT BEND COUNTY DRAINAGE DISTRICT PROPOSITION A (FLOOD MITIGATION), Vote For 1</b>					
	FOR	0 0.00%	56 69.14%	89 64.49%	145 66.21%
	AGAINST	0 0.00%	25 30.86%	49 35.51%	74 33.79%
	<b>Cast Votes:</b>	0 0.00%	81 98.78%	138 97.87%	219 98.21%
	<b>Over Votes:</b>	0 0.00%	0 0.00%	0 0.00%	0 0.00%
	<b>Under Votes:</b>	0 0.00%	1 1.22%	3 2.13%	4 1.79%

**Fort Bend County Drainage District Election - Precinct Report — Official**  
**Fort Bend County, Texas — SPECIAL AND GENERAL ELECTION — November 05, 2019**

Total Number of Voters : 67,891 of 448,129 = 15.15%

Precincts Reporting 160 of 160 = 100.00%

Party	Candidate	Absentee	Early	Election	Total
<b>Precinct 1068 (Ballots Cast: 58)</b>					
<b>FORT BEND COUNTY DRAINAGE DISTRICT PROPOSITION A (FLOOD MITIGATION), Vote For 1</b>					
	FOR	1 100.00%	7 46.67%	14 34.15%	22 38.60%
	AGAINST	0 0.00%	8 53.33%	27 65.85%	35 61.40%
	<b>Cast Votes:</b>	1 100.00%	15 100.00%	41 97.62%	57 98.28%
	<b>Over Votes:</b>	0 0.00%	0 0.00%	0 0.00%	0 0.00%
	<b>Under Votes:</b>	0 0.00%	0 0.00%	1 2.38%	1 1.72%

**Fort Bend County Drainage District Election - Precinct Report — Official**  
**Fort Bend County, Texas — SPECIAL AND GENERAL ELECTION — November 05, 2019**

Total Number of Voters : 67,891 of 448,129 = 15.15%

Precincts Reporting 160 of 160 = 100.00%

Party	Candidate	Absentee	Early	Election	Total
-------	-----------	----------	-------	----------	-------

**Precinct 1072 (Ballots Cast: 20)**

**FORT BEND COUNTY DRAINAGE DISTRICT PROPOSITION A (FLOOD MITIGATION), Vote For 1**

FOR	0	0.00%	4	44.44%	10	100.00%	14	73.68%
AGAINST	0	0.00%	5	55.56%	0	0.00%	5	26.32%
<b>Cast Votes:</b>	0	0.00%	9	100.00%	10	90.91%	19	95.00%
<b>Over Votes:</b>	0	0.00%	0	0.00%	0	0.00%	0	0.00%
<b>Under Votes:</b>	0	0.00%	0	0.00%	1	9.09%	1	5.00%

**Fort Bend County Drainage District Election - Precinct Report — Official**  
**Fort Bend County, Texas — SPECIAL AND GENERAL ELECTION — November 05, 2019**

Total Number of Voters : 67,891 of 448,129 = 15.15%

Precincts Reporting 160 of 160 = 100.00%

Party	Candidate	Absentee	Early	Election	Total
<b>Precinct 1073 (Ballots Cast: 174)</b>					
<b>FORT BEND COUNTY DRAINAGE DISTRICT PROPOSITION A (FLOOD MITIGATION), Vote For 1</b>					
	FOR	3 60.00%	54 66.67%	54 62.07%	111 64.16%
	AGAINST	2 40.00%	27 33.33%	33 37.93%	62 35.84%
	<b>Cast Votes:</b>	5 100.00%	81 100.00%	87 98.86%	173 99.43%
	<b>Over Votes:</b>	0 0.00%	0 0.00%	0 0.00%	0 0.00%
	<b>Under Votes:</b>	0 0.00%	0 0.00%	1 1.14%	1 0.57%

**Fort Bend County Drainage District Election - Precinct Report — Official**  
**Fort Bend County, Texas — SPECIAL AND GENERAL ELECTION — November 05, 2019**

Total Number of Voters : 67,891 of 448,129 = 15.15%

Precincts Reporting 160 of 160 = 100.00%

Party	Candidate	Absentee	Early	Election	Total
-------	-----------	----------	-------	----------	-------

**Precinct 1074 (Ballots Cast: 318)**

**FORT BEND COUNTY DRAINAGE DISTRICT PROPOSITION A (FLOOD MITIGATION), Vote For 1**

FOR	9	75.00%	52	57.14%	133	64.25%	194	62.58%
AGAINST	3	25.00%	39	42.86%	74	35.75%	116	37.42%
<b>Cast Votes:</b>	12	100.00%	91	98.91%	207	96.73%	310	97.48%
<b>Over Votes:</b>	0	0.00%	0	0.00%	0	0.00%	0	0.00%
<b>Under Votes:</b>	0	0.00%	1	1.09%	7	3.27%	8	2.52%

**Fort Bend County Drainage District Election - Precinct Report — Official**  
**Fort Bend County, Texas — SPECIAL AND GENERAL ELECTION — November 05, 2019**

Total Number of Voters : 67,891 of 448,129 = 15.15%

Precincts Reporting 160 of 160 = 100.00%

Party	Candidate	Absentee	Early	Election	Total
<b>Precinct 1076 (Ballots Cast: 488)</b>					
<b>FORT BEND COUNTY DRAINAGE DISTRICT PROPOSITION A (FLOOD MITIGATION), Vote For 1</b>					
	FOR	14 60.87%	73 66.36%	254 73.41%	341 71.19%
	AGAINST	9 39.13%	37 33.64%	92 26.59%	138 28.81%
	<b>Cast Votes:</b>	23 100.00%	110 96.49%	346 98.58%	479 98.16%
	<b>Over Votes:</b>	0 0.00%	0 0.00%	0 0.00%	0 0.00%
	<b>Under Votes:</b>	0 0.00%	4 3.51%	5 1.42%	9 1.84%

**Fort Bend County Drainage District Election - Precinct Report — Official**  
**Fort Bend County, Texas — SPECIAL AND GENERAL ELECTION — November 05, 2019**

Total Number of Voters : 67,891 of 448,129 = 15.15%

Precincts Reporting 160 of 160 = 100.00%

Party	Candidate	Absentee	Early	Election	Total
<b>Precinct 1085 (Ballots Cast: 300)</b>					
<b>FORT BEND COUNTY DRAINAGE DISTRICT PROPOSITION A (FLOOD MITIGATION), Vote For 1</b>					
	FOR	2 100.00%	55 67.90%	139 65.88%	196 66.67%
	AGAINST	0 0.00%	26 32.10%	72 34.12%	98 33.33%
	<b>Cast Votes:</b>	2 100.00%	81 98.78%	211 97.69%	294 98.00%
	<b>Over Votes:</b>	0 0.00%	0 0.00%	0 0.00%	0 0.00%
	<b>Under Votes:</b>	0 0.00%	1 1.22%	5 2.31%	6 2.00%

**Fort Bend County Drainage District Election - Precinct Report — Official**  
**Fort Bend County, Texas — SPECIAL AND GENERAL ELECTION — November 05, 2019**

Total Number of Voters : 67,891 of 448,129 = 15.15%

Precincts Reporting 160 of 160 = 100.00%

Party	Candidate	Absentee	Early	Election	Total
-------	-----------	----------	-------	----------	-------

**Precinct 1087 (Ballots Cast: 305)**

**FORT BEND COUNTY DRAINAGE DISTRICT PROPOSITION A (FLOOD MITIGATION), Vote For 1**

FOR	3	75.00%	70	78.65%	158	77.45%	231	77.78%
AGAINST	1	25.00%	19	21.35%	46	22.55%	66	22.22%
<b>Cast Votes:</b>	4	100.00%	89	97.80%	204	97.14%	297	97.38%
<b>Over Votes:</b>	0	0.00%	0	0.00%	0	0.00%	0	0.00%
<b>Under Votes:</b>	0	0.00%	2	2.20%	6	2.86%	8	2.62%

**Fort Bend County Drainage District Election - Precinct Report — Official**  
**Fort Bend County, Texas — SPECIAL AND GENERAL ELECTION — November 05, 2019**

Total Number of Voters : 67,891 of 448,129 = 15.15%

Precincts Reporting 160 of 160 = 100.00%

Party	Candidate	Absentee	Early	Election	Total
<b>Precinct 1094 (Ballots Cast: 0)</b>					
<b>FORT BEND COUNTY DRAINAGE DISTRICT PROPOSITION A (FLOOD MITIGATION), Vote For 1</b>					
	FOR	0 0.00%	0 0.00%	0 0.00%	0 0.00%
	AGAINST	0 0.00%	0 0.00%	0 0.00%	0 0.00%
	<b>Cast Votes:</b>	0 0.00%	0 0.00%	0 0.00%	0 0.00%
	<b>Over Votes:</b>	0 0.00%	0 0.00%	0 0.00%	0 0.00%
	<b>Under Votes:</b>	0 0.00%	0 0.00%	0 0.00%	0 0.00%

**Fort Bend County Drainage District Election - Precinct Report — Official**  
**Fort Bend County, Texas — SPECIAL AND GENERAL ELECTION — November 05, 2019**

Page 28 of 160

11/12/2019 11:17 AM

Total Number of Voters : 67,891 of 448,129 = 15.15%

Precincts Reporting 160 of 160 = 100.00%

Party	Candidate	Absentee	Early	Election	Total
<b>Precinct 1097 (Ballots Cast: 606)</b>					
<b>FORT BEND COUNTY DRAINAGE DISTRICT PROPOSITION A (FLOOD MITIGATION), Vote For 1</b>					
	FOR	0 0.00%	110 68.32%	286 66.36%	396 66.89%
	AGAINST	0 0.00%	51 31.68%	145 33.64%	196 33.11%
	<b>Cast Votes:</b>	0 0.00%	161 98.17%	431 97.51%	592 97.69%
	<b>Over Votes:</b>	0 0.00%	0 0.00%	0 0.00%	0 0.00%
	<b>Under Votes:</b>	0 0.00%	3 1.83%	11 2.49%	14 2.31%

**Fort Bend County Drainage District Election - Precinct Report — Official**  
**Fort Bend County, Texas — SPECIAL AND GENERAL ELECTION — November 05, 2019**

Total Number of Voters : 67,891 of 448,129 = 15.15%

Precincts Reporting 160 of 160 = 100.00%

Party	Candidate	Absentee	Early	Election	Total
<b>Precinct 1103 (Ballots Cast: 645)</b>					
<b>FORT BEND COUNTY DRAINAGE DISTRICT PROPOSITION A (FLOOD MITIGATION), Vote For 1</b>					
	FOR	2 66.67%	97 58.08%	306 65.38%	405 63.48%
	AGAINST	1 33.33%	70 41.92%	162 34.62%	233 36.52%
	<b>Cast Votes:</b>	3 100.00%	167 99.40%	468 98.73%	638 98.91%
	<b>Over Votes:</b>	0 0.00%	0 0.00%	0 0.00%	0 0.00%
	<b>Under Votes:</b>	0 0.00%	1 0.60%	6 1.27%	7 1.09%

**Fort Bend County Drainage District Election - Precinct Report — Official**  
**Fort Bend County, Texas — SPECIAL AND GENERAL ELECTION — November 05, 2019**

Total Number of Voters : 67,891 of 448,129 = 15.15%

Precincts Reporting 160 of 160 = 100.00%

Party	Candidate	Absentee	Early	Election	Total
<b>Precinct 1109 (Ballots Cast: 124)</b>					
<b>FORT BEND COUNTY DRAINAGE DISTRICT PROPOSITION A (FLOOD MITIGATION), Vote For 1</b>					
	FOR	0 0.00%	30 60.00%	45 63.38%	75 61.48%
	AGAINST	1 100.00%	20 40.00%	26 36.62%	47 38.52%
	<b>Cast Votes:</b>	1 100.00%	50 98.04%	71 98.61%	122 98.39%
	<b>Over Votes:</b>	0 0.00%	0 0.00%	0 0.00%	0 0.00%
	<b>Under Votes:</b>	0 0.00%	1 1.96%	1 1.39%	2 1.61%

**Fort Bend County Drainage District Election - Precinct Report — Official**  
**Fort Bend County, Texas — SPECIAL AND GENERAL ELECTION — November 05, 2019**

Total Number of Voters : 67,891 of 448,129 = 15.15%

Precincts Reporting 160 of 160 = 100.00%

Party	Candidate	Absentee	Early	Election	Total
<b>Precinct 1114 (Ballots Cast: 408)</b>					
<b>FORT BEND COUNTY DRAINAGE DISTRICT PROPOSITION A (FLOOD MITIGATION), Vote For 1</b>					
	FOR	0 0.00%	90 69.23%	196 72.86%	286 71.68%
	AGAINST	0 0.00%	40 30.77%	73 27.14%	113 28.32%
	<b>Cast Votes:</b>	0 0.00%	130 97.74%	269 97.82%	399 97.79%
	<b>Over Votes:</b>	0 0.00%	0 0.00%	0 0.00%	0 0.00%
	<b>Under Votes:</b>	0 0.00%	3 2.26%	6 2.18%	9 2.21%

**Fort Bend County Drainage District Election - Precinct Report — Official**  
**Fort Bend County, Texas — SPECIAL AND GENERAL ELECTION — November 05, 2019**

Total Number of Voters : 67,891 of 448,129 = 15.15%

Precincts Reporting 160 of 160 = 100.00%

Party	Candidate	Absentee	Early	Election	Total
<b>Precinct 1118 (Ballots Cast: 634)</b>					
<b>FORT BEND COUNTY DRAINAGE DISTRICT PROPOSITION A (FLOOD MITIGATION), Vote For 1</b>					
	FOR	3 42.86%	131 76.16%	306 70.51%	440 71.78%
	AGAINST	4 57.14%	41 23.84%	128 29.49%	173 28.22%
	<b>Cast Votes:</b>	7 77.78%	172 96.63%	434 97.09%	613 96.69%
	<b>Over Votes:</b>	0 0.00%	0 0.00%	0 0.00%	0 0.00%
	<b>Under Votes:</b>	2 22.22%	6 3.37%	13 2.91%	21 3.31%

**Fort Bend County Drainage District Election - Precinct Report — Official**  
**Fort Bend County, Texas — SPECIAL AND GENERAL ELECTION — November 05, 2019**

Total Number of Voters : 67,891 of 448,129 = 15.15%

Precincts Reporting 160 of 160 = 100.00%

Party	Candidate	Absentee	Early	Election	Total
<b>Precinct 1120 (Ballots Cast: 561)</b>					
<b>FORT BEND COUNTY DRAINAGE DISTRICT PROPOSITION A (FLOOD MITIGATION), Vote For 1</b>					
	FOR	3 60.00%	149 78.01%	259 75.73%	411 76.39%
	AGAINST	2 40.00%	42 21.99%	83 24.27%	127 23.61%
	<b>Cast Votes:</b>	5 100.00%	191 96.46%	342 95.53%	538 95.90%
	<b>Over Votes:</b>	0 0.00%	0 0.00%	0 0.00%	0 0.00%
	<b>Under Votes:</b>	0 0.00%	7 3.54%	16 4.47%	23 4.10%

**Fort Bend County Drainage District Election - Precinct Report — Official**  
**Fort Bend County, Texas — SPECIAL AND GENERAL ELECTION — November 05, 2019**

Total Number of Voters : 67,891 of 448,129 = 15.15%

Precincts Reporting 160 of 160 = 100.00%

Party	Candidate	Absentee	Early	Election	Total
<b>Precinct 1128 (Ballots Cast: 478)</b>					
<b>FORT BEND COUNTY DRAINAGE DISTRICT PROPOSITION A (FLOOD MITIGATION), Vote For 1</b>					
	FOR	2 50.00%	145 81.92%	214 74.56%	361 77.14%
	AGAINST	2 50.00%	32 18.08%	73 25.44%	107 22.86%
	<b>Cast Votes:</b>	4 100.00%	177 98.88%	287 97.29%	468 97.91%
	<b>Over Votes:</b>	0 0.00%	0 0.00%	0 0.00%	0 0.00%
	<b>Under Votes:</b>	0 0.00%	2 1.12%	8 2.71%	10 2.09%

**Fort Bend County Drainage District Election - Precinct Report — Official**  
**Fort Bend County, Texas — SPECIAL AND GENERAL ELECTION — November 05, 2019**

Total Number of Voters : 67,891 of 448,129 = 15.15%

Precincts Reporting 160 of 160 = 100.00%

Party	Candidate	Absentee	Early	Election	Total
<b>Precinct 1134 (Ballots Cast: 261)</b>					
<b>FORT BEND COUNTY DRAINAGE DISTRICT PROPOSITION A (FLOOD MITIGATION), Vote For 1</b>					
	FOR	2 33.33%	52 71.23%	105 60.00%	159 62.60%
	AGAINST	4 66.67%	21 28.77%	70 40.00%	95 37.40%
	<b>Cast Votes:</b>	6 85.71%	73 98.65%	175 97.22%	254 97.32%
	<b>Over Votes:</b>	0 0.00%	0 0.00%	0 0.00%	0 0.00%
	<b>Under Votes:</b>	1 14.29%	1 1.35%	5 2.78%	7 2.68%

**Fort Bend County Drainage District Election - Precinct Report — Official**  
**Fort Bend County, Texas — SPECIAL AND GENERAL ELECTION — November 05, 2019**

Total Number of Voters : 67,891 of 448,129 = 15.15%

Precincts Reporting 160 of 160 = 100.00%

Party	Candidate	Absentee	Early	Election	Total
<b>Precinct 1141 (Ballots Cast: 662)</b>					
<b>FORT BEND COUNTY DRAINAGE DISTRICT PROPOSITION A (FLOOD MITIGATION), Vote For 1</b>					
	FOR	13 54.17%	179 64.39%	232 66.86%	424 65.33%
	AGAINST	11 45.83%	99 35.61%	115 33.14%	225 34.67%
	<b>Cast Votes:</b>	24 100.00%	278 98.23%	347 97.75%	649 98.04%
	<b>Over Votes:</b>	0 0.00%	0 0.00%	0 0.00%	0 0.00%
	<b>Under Votes:</b>	0 0.00%	5 1.77%	8 2.25%	13 1.96%

**Fort Bend County Drainage District Election - Precinct Report — Official**  
**Fort Bend County, Texas — SPECIAL AND GENERAL ELECTION — November 05, 2019**

Total Number of Voters : 67,891 of 448,129 = 15.15%

Precincts Reporting 160 of 160 = 100.00%

Party	Candidate	Absentee	Early	Election	Total
<b>Precinct 1152 (Ballots Cast: 203)</b>					
<b>FORT BEND COUNTY DRAINAGE DISTRICT PROPOSITION A (FLOOD MITIGATION), Vote For 1</b>					
	FOR	1 100.00%	36 64.29%	70 50.00%	107 54.31%
	AGAINST	0 0.00%	20 35.71%	70 50.00%	90 45.69%
	<b>Cast Votes:</b>	1 100.00%	56 98.25%	140 96.55%	197 97.04%
	<b>Over Votes:</b>	0 0.00%	0 0.00%	0 0.00%	0 0.00%
	<b>Under Votes:</b>	0 0.00%	1 1.75%	5 3.45%	6 2.96%

**Fort Bend County Drainage District Election - Precinct Report — Official**  
**Fort Bend County, Texas — SPECIAL AND GENERAL ELECTION — November 05, 2019**

Total Number of Voters : 67,891 of 448,129 = 15.15%

Precincts Reporting 160 of 160 = 100.00%

Party	Candidate	Absentee	Early	Election	Total
-------	-----------	----------	-------	----------	-------

**Precinct 1153 (Ballots Cast: 217)**

**FORT BEND COUNTY DRAINAGE DISTRICT PROPOSITION A (FLOOD MITIGATION), Vote For 1**

FOR	0	0.00%	48	80.00%	107	69.48%	155	72.43%
AGAINST	0	0.00%	12	20.00%	47	30.52%	59	27.57%
<b>Cast Votes:</b>	0	0.00%	60	98.36%	154	98.72%	214	98.62%
<b>Over Votes:</b>	0	0.00%	0	0.00%	0	0.00%	0	0.00%
<b>Under Votes:</b>	0	0.00%	1	1.64%	2	1.28%	3	1.38%

**Fort Bend County Drainage District Election - Precinct Report — Official**  
**Fort Bend County, Texas — SPECIAL AND GENERAL ELECTION — November 05, 2019**

Total Number of Voters : 67,891 of 448,129 = 15.15%

Precincts Reporting 160 of 160 = 100.00%

Party	Candidate	Absentee	Early	Election	Total
<b>Precinct 1154 (Ballots Cast: 280)</b>					
<b>FORT BEND COUNTY DRAINAGE DISTRICT PROPOSITION A (FLOOD MITIGATION), Vote For 1</b>					
	FOR	2 33.33%	58 63.74%	111 62.71%	171 62.41%
	AGAINST	4 66.67%	33 36.26%	66 37.29%	103 37.59%
	<b>Cast Votes:</b>	6 100.00%	91 96.81%	177 98.33%	274 97.86%
	<b>Over Votes:</b>	0 0.00%	0 0.00%	0 0.00%	0 0.00%
	<b>Under Votes:</b>	0 0.00%	3 3.19%	3 1.67%	6 2.14%

**Fort Bend County Drainage District Election - Precinct Report — Official**  
**Fort Bend County, Texas — SPECIAL AND GENERAL ELECTION — November 05, 2019**

Total Number of Voters : 67,891 of 448,129 = 15.15%

Precincts Reporting 160 of 160 = 100.00%

Party	Candidate	Absentee	Early	Election	Total
-------	-----------	----------	-------	----------	-------

**Precinct 2016 (Ballots Cast: 313)**

**FORT BEND COUNTY DRAINAGE DISTRICT PROPOSITION A (FLOOD MITIGATION), Vote For 1**

FOR	6	100.00%	100	72.46%	115	71.43%	221	72.46%
AGAINST	0	0.00%	38	27.54%	46	28.57%	84	27.54%
<b>Cast Votes:</b>	6	100.00%	138	98.57%	161	96.41%	305	97.44%
<b>Over Votes:</b>	0	0.00%	0	0.00%	0	0.00%	0	0.00%
<b>Under Votes:</b>	0	0.00%	2	1.43%	6	3.59%	8	2.56%

**Fort Bend County Drainage District Election - Precinct Report — Official**  
**Fort Bend County, Texas — SPECIAL AND GENERAL ELECTION — November 05, 2019**

Total Number of Voters : 67,891 of 448,129 = 15.15%

Precincts Reporting 160 of 160 = 100.00%

Party	Candidate	Absentee	Early	Election	Total
<b>Precinct 2017 (Ballots Cast: 608)</b>					
<b>FORT BEND COUNTY DRAINAGE DISTRICT PROPOSITION A (FLOOD MITIGATION), Vote For 1</b>					
	FOR	30 83.33%	209 74.64%	186 75.30%	425 75.49%
	AGAINST	6 16.67%	71 25.36%	61 24.70%	138 24.51%
	<b>Cast Votes:</b>	36 90.00%	280 93.96%	247 91.48%	563 92.60%
	<b>Over Votes:</b>	0 0.00%	0 0.00%	0 0.00%	0 0.00%
	<b>Under Votes:</b>	4 10.00%	18 6.04%	23 8.52%	45 7.40%

**Fort Bend County Drainage District Election - Precinct Report — Official**  
**Fort Bend County, Texas — SPECIAL AND GENERAL ELECTION — November 05, 2019**

Total Number of Voters : 67,891 of 448,129 = 15.15%

Precincts Reporting 160 of 160 = 100.00%

Party	Candidate	Absentee	Early	Election	Total
<b>Precinct 2022 (Ballots Cast: 557)</b>					
<b>FORT BEND COUNTY DRAINAGE DISTRICT PROPOSITION A (FLOOD MITIGATION), Vote For 1</b>					
	FOR	8 72.73%	162 71.05%	207 69.93%	377 70.47%
	AGAINST	3 27.27%	66 28.95%	89 30.07%	158 29.53%
	<b>Cast Votes:</b>	11 100.00%	228 97.85%	296 94.57%	535 96.05%
	<b>Over Votes:</b>	0 0.00%	0 0.00%	0 0.00%	0 0.00%
	<b>Under Votes:</b>	0 0.00%	5 2.15%	17 5.43%	22 3.95%

**Fort Bend County Drainage District Election - Precinct Report — Official**  
**Fort Bend County, Texas — SPECIAL AND GENERAL ELECTION — November 05, 2019**

Total Number of Voters : 67,891 of 448,129 = 15.15%

Precincts Reporting 160 of 160 = 100.00%

Party	Candidate	Absentee	Early	Election	Total
<b>Precinct 2023 (Ballots Cast: 385)</b>					
<b>FORT BEND COUNTY DRAINAGE DISTRICT PROPOSITION A (FLOOD MITIGATION), Vote For 1</b>					
	FOR	8 80.00%	86 71.07%	180 78.26%	274 75.90%
	AGAINST	2 20.00%	35 28.93%	50 21.74%	87 24.10%
	<b>Cast Votes:</b>	10 100.00%	121 93.80%	230 93.50%	361 93.77%
	<b>Over Votes:</b>	0 0.00%	0 0.00%	0 0.00%	0 0.00%
	<b>Under Votes:</b>	0 0.00%	8 6.20%	16 6.50%	24 6.23%

**Fort Bend County Drainage District Election - Precinct Report — Official**  
**Fort Bend County, Texas — SPECIAL AND GENERAL ELECTION — November 05, 2019**

Total Number of Voters : 67,891 of 448,129 = 15.15%

Precincts Reporting 160 of 160 = 100.00%

Party	Candidate	Absentee	Early	Election	Total
<b>Precinct 2031 (Ballots Cast: 594)</b>					
<b>FORT BEND COUNTY DRAINAGE DISTRICT PROPOSITION A (FLOOD MITIGATION), Vote For 1</b>					
	FOR	16 69.57%	166 74.44%	221 72.46%	403 73.14%
	AGAINST	7 30.43%	57 25.56%	84 27.54%	148 26.86%
	<b>Cast Votes:</b>	23 82.14%	223 95.71%	305 91.59%	551 92.76%
	<b>Over Votes:</b>	0 0.00%	0 0.00%	0 0.00%	0 0.00%
	<b>Under Votes:</b>	5 17.86%	10 4.29%	28 8.41%	43 7.24%

**Fort Bend County Drainage District Election - Precinct Report — Official**  
**Fort Bend County, Texas — SPECIAL AND GENERAL ELECTION — November 05, 2019**

Total Number of Voters : 67,891 of 448,129 = 15.15%

Precincts Reporting 160 of 160 = 100.00%

Party	Candidate	Absentee	Early	Election	Total
<b>Precinct 2033 (Ballots Cast: 202)</b>					
<b>FORT BEND COUNTY DRAINAGE DISTRICT PROPOSITION A (FLOOD MITIGATION), Vote For 1</b>					
	FOR	0 0.00%	50 70.42%	86 72.27%	136 71.58%
	AGAINST	0 0.00%	21 29.58%	33 27.73%	54 28.42%
	<b>Cast Votes:</b>	0 0.00%	71 93.42%	119 94.44%	190 94.06%
	<b>Over Votes:</b>	0 0.00%	0 0.00%	0 0.00%	0 0.00%
	<b>Under Votes:</b>	0 0.00%	5 6.58%	7 5.56%	12 5.94%

**Fort Bend County Drainage District Election - Precinct Report — Official**  
**Fort Bend County, Texas — SPECIAL AND GENERAL ELECTION — November 05, 2019**

Total Number of Voters : 67,891 of 448,129 = 15.15%

Precincts Reporting 160 of 160 = 100.00%

Party	Candidate	Absentee	Early	Election	Total
<b>Precinct 2034 (Ballots Cast: 355)</b>					
<b>FORT BEND COUNTY DRAINAGE DISTRICT PROPOSITION A (FLOOD MITIGATION), Vote For 1</b>					
	FOR	1 100.00%	76 65.52%	166 71.24%	243 69.43%
	AGAINST	0 0.00%	40 34.48%	67 28.76%	107 30.57%
	<b>Cast Votes:</b>	1 100.00%	116 100.00%	233 97.90%	350 98.59%
	<b>Over Votes:</b>	0 0.00%	0 0.00%	0 0.00%	0 0.00%
	<b>Under Votes:</b>	0 0.00%	0 0.00%	5 2.10%	5 1.41%

**Fort Bend County Drainage District Election - Precinct Report — Official**  
**Fort Bend County, Texas — SPECIAL AND GENERAL ELECTION — November 05, 2019**

Total Number of Voters : 67,891 of 448,129 = 15.15%

Precincts Reporting 160 of 160 = 100.00%

Party	Candidate	Absentee	Early	Election	Total
<b>Precinct 2036 (Ballots Cast: 243)</b>					
<b>FORT BEND COUNTY DRAINAGE DISTRICT PROPOSITION A (FLOOD MITIGATION), Vote For 1</b>					
	FOR	9 75.00%	67 77.91%	89 70.63%	165 73.66%
	AGAINST	3 25.00%	19 22.09%	37 29.37%	59 26.34%
	<b>Cast Votes:</b>	12 100.00%	86 93.48%	126 90.65%	224 92.18%
	<b>Over Votes:</b>	0 0.00%	0 0.00%	0 0.00%	0 0.00%
	<b>Under Votes:</b>	0 0.00%	6 6.52%	13 9.35%	19 7.82%

**Fort Bend County Drainage District Election - Precinct Report — Official**  
**Fort Bend County, Texas — SPECIAL AND GENERAL ELECTION — November 05, 2019**

Page 48 of 160

11/12/2019 11:17 AM

Total Number of Voters : 67,891 of 448,129 = 15.15%

Precincts Reporting 160 of 160 = 100.00%

Party	Candidate	Absentee	Early	Election	Total
<b>Precinct 2043 (Ballots Cast: 103)</b>					
<b>FORT BEND COUNTY DRAINAGE DISTRICT PROPOSITION A (FLOOD MITIGATION), Vote For 1</b>					
	FOR	6 100.00%	28 77.78%	37 69.81%	71 74.74%
	AGAINST	0 0.00%	8 22.22%	16 30.19%	24 25.26%
	<b>Cast Votes:</b>	6 100.00%	36 90.00%	53 92.98%	95 92.23%
	<b>Over Votes:</b>	0 0.00%	0 0.00%	0 0.00%	0 0.00%
	<b>Under Votes:</b>	0 0.00%	4 10.00%	4 7.02%	8 7.77%

**Fort Bend County Drainage District Election - Precinct Report — Official**  
**Fort Bend County, Texas — SPECIAL AND GENERAL ELECTION — November 05, 2019**

Total Number of Voters : 67,891 of 448,129 = 15.15%

Precincts Reporting 160 of 160 = 100.00%

Party	Candidate	Absentee	Early	Election	Total
-------	-----------	----------	-------	----------	-------

**Precinct 2050 (Ballots Cast: 535)**

**FORT BEND COUNTY DRAINAGE DISTRICT PROPOSITION A (FLOOD MITIGATION), Vote For 1**

FOR	2	50.00%	160	68.97%	204	73.65%	366	71.35%
AGAINST	2	50.00%	72	31.03%	73	26.35%	147	28.65%
<b>Cast Votes:</b>	4	100.00%	232	96.67%	277	95.19%	513	95.89%
<b>Over Votes:</b>	0	0.00%	0	0.00%	0	0.00%	0	0.00%
<b>Under Votes:</b>	0	0.00%	8	3.33%	14	4.81%	22	4.11%

**Fort Bend County Drainage District Election - Precinct Report — Official**  
**Fort Bend County, Texas — SPECIAL AND GENERAL ELECTION — November 05, 2019**

Page 50 of 160

11/12/2019 11:17 AM

Total Number of Voters : 67,891 of 448,129 = 15.15%

Precincts Reporting 160 of 160 = 100.00%

Party	Candidate	Absentee	Early	Election	Total
<b>Precinct 2051 (Ballots Cast: 597)</b>					
<b>FORT BEND COUNTY DRAINAGE DISTRICT PROPOSITION A (FLOOD MITIGATION), Vote For 1</b>					
	FOR	11 68.75%	219 72.52%	175 69.72%	405 71.18%
	AGAINST	5 31.25%	83 27.48%	76 30.28%	164 28.82%
	<b>Cast Votes:</b>	16 94.12%	302 96.18%	251 94.36%	569 95.31%
	<b>Over Votes:</b>	0 0.00%	0 0.00%	0 0.00%	0 0.00%
	<b>Under Votes:</b>	1 5.88%	12 3.82%	15 5.64%	28 4.69%

**Fort Bend County Drainage District Election - Precinct Report — Official**  
**Fort Bend County, Texas — SPECIAL AND GENERAL ELECTION — November 05, 2019**

Total Number of Voters : 67,891 of 448,129 = 15.15%

Precincts Reporting 160 of 160 = 100.00%

Party	Candidate	Absentee	Early	Election	Total
<b>Precinct 2052 (Ballots Cast: 481)</b>					
<b>FORT BEND COUNTY DRAINAGE DISTRICT PROPOSITION A (FLOOD MITIGATION), Vote For 1</b>					
	FOR	5 38.46%	148 71.84%	163 70.56%	316 70.22%
	AGAINST	8 61.54%	58 28.16%	68 29.44%	134 29.78%
	<b>Cast Votes:</b>	13 92.86%	206 94.50%	231 92.77%	450 93.56%
	<b>Over Votes:</b>	0 0.00%	0 0.00%	0 0.00%	0 0.00%
	<b>Under Votes:</b>	1 7.14%	12 5.50%	18 7.23%	31 6.44%

**Fort Bend County Drainage District Election - Precinct Report — Official**  
**Fort Bend County, Texas — SPECIAL AND GENERAL ELECTION — November 05, 2019**

Total Number of Voters : 67,891 of 448,129 = 15.15%

Precincts Reporting 160 of 160 = 100.00%

Party	Candidate	Absentee	Early	Election	Total
-------	-----------	----------	-------	----------	-------

**Precinct 2055 (Ballots Cast: 227)**

**FORT BEND COUNTY DRAINAGE DISTRICT PROPOSITION A (FLOOD MITIGATION), Vote For 1**

FOR	7	87.50%	47	59.49%	99	73.33%	153	68.92%
AGAINST	1	12.50%	32	40.51%	36	26.67%	69	31.08%
<b>Cast Votes:</b>	<b>8</b>	<b>100.00%</b>	<b>79</b>	<b>98.75%</b>	<b>135</b>	<b>97.12%</b>	<b>222</b>	<b>97.80%</b>
<b>Over Votes:</b>	<b>0</b>	<b>0.00%</b>	<b>0</b>	<b>0.00%</b>	<b>0</b>	<b>0.00%</b>	<b>0</b>	<b>0.00%</b>
<b>Under Votes:</b>	<b>0</b>	<b>0.00%</b>	<b>1</b>	<b>1.25%</b>	<b>4</b>	<b>2.88%</b>	<b>5</b>	<b>2.20%</b>

**Fort Bend County Drainage District Election - Precinct Report — Official**  
**Fort Bend County, Texas — SPECIAL AND GENERAL ELECTION — November 05, 2019**

Total Number of Voters : 67,891 of 448,129 = 15.15%

Precincts Reporting 160 of 160 = 100.00%

Party	Candidate	Absentee	Early	Election	Total
<b>Precinct 2056 (Ballots Cast: 100)</b>					
<b>FORT BEND COUNTY DRAINAGE DISTRICT PROPOSITION A (FLOOD MITIGATION), Vote For 1</b>					
	FOR	7 87.50%	23 65.71%	37 74.00%	67 72.04%
	AGAINST	1 12.50%	12 34.29%	13 26.00%	26 27.96%
	<b>Cast Votes:</b>	8 88.89%	35 100.00%	50 89.29%	93 93.00%
	<b>Over Votes:</b>	0 0.00%	0 0.00%	0 0.00%	0 0.00%
	<b>Under Votes:</b>	1 11.11%	0 0.00%	6 10.71%	7 7.00%

**Fort Bend County Drainage District Election - Precinct Report — Official**  
**Fort Bend County, Texas — SPECIAL AND GENERAL ELECTION — November 05, 2019**

Total Number of Voters : 67,891 of 448,129 = 15.15%

Precincts Reporting 160 of 160 = 100.00%

Party	Candidate	Absentee	Early	Election	Total
-------	-----------	----------	-------	----------	-------

**Precinct 2059 (Ballots Cast: 363)**

**FORT BEND COUNTY DRAINAGE DISTRICT PROPOSITION A (FLOOD MITIGATION), Vote For 1**

FOR	11	78.57%	130	71.04%	109	73.15%	250	72.25%
AGAINST	3	21.43%	53	28.96%	40	26.85%	96	27.75%
<b>Cast Votes:</b>	14	100.00%	183	95.31%	149	94.90%	346	95.32%
<b>Over Votes:</b>	0	0.00%	0	0.00%	0	0.00%	0	0.00%
<b>Under Votes:</b>	0	0.00%	9	4.69%	8	5.10%	17	4.68%

**Fort Bend County Drainage District Election - Precinct Report — Official**  
**Fort Bend County, Texas — SPECIAL AND GENERAL ELECTION — November 05, 2019**

Page 55 of 160

11/12/2019 11:17 AM

Total Number of Voters : 67,891 of 448,129 = 15.15%

Precincts Reporting 160 of 160 = 100.00%

Party	Candidate	Absentee	Early	Election	Total
<b>Precinct 2060 (Ballots Cast: 225)</b>					
<b>FORT BEND COUNTY DRAINAGE DISTRICT PROPOSITION A (FLOOD MITIGATION), Vote For 1</b>					
	FOR	6 100.00%	66 75.00%	89 72.95%	161 74.54%
	AGAINST	0 0.00%	22 25.00%	33 27.05%	55 25.46%
	<b>Cast Votes:</b>	6 100.00%	88 96.70%	122 95.31%	216 96.00%
	<b>Over Votes:</b>	0 0.00%	0 0.00%	0 0.00%	0 0.00%
	<b>Under Votes:</b>	0 0.00%	3 3.30%	6 4.69%	9 4.00%

**Fort Bend County Drainage District Election - Precinct Report — Official**  
**Fort Bend County, Texas — SPECIAL AND GENERAL ELECTION — November 05, 2019**

Page 56 of 160

11/12/2019 11:17 AM

Total Number of Voters : 67,891 of 448,129 = 15.15%

Precincts Reporting 160 of 160 = 100.00%

Party	Candidate	Absentee	Early	Election	Total
<b>Precinct 2061 (Ballots Cast: 443)</b>					
<b>FORT BEND COUNTY DRAINAGE DISTRICT PROPOSITION A (FLOOD MITIGATION), Vote For 1</b>					
	FOR	0 0.00%	123 74.10%	185 68.52%	308 70.64%
	AGAINST	0 0.00%	43 25.90%	85 31.48%	128 29.36%
	<b>Cast Votes:</b>	0 0.00%	166 98.22%	270 98.54%	436 98.42%
	<b>Over Votes:</b>	0 0.00%	0 0.00%	0 0.00%	0 0.00%
	<b>Under Votes:</b>	0 0.00%	3 1.78%	4 1.46%	7 1.58%

**Fort Bend County Drainage District Election - Precinct Report — Official**  
**Fort Bend County, Texas — SPECIAL AND GENERAL ELECTION — November 05, 2019**

Total Number of Voters : 67,891 of 448,129 = 15.15%

Precincts Reporting 160 of 160 = 100.00%

Party	Candidate	Absentee	Early	Election	Total
<b>Precinct 2066 (Ballots Cast: 742)</b>					
<b>FORT BEND COUNTY DRAINAGE DISTRICT PROPOSITION A (FLOOD MITIGATION), Vote For 1</b>					
	FOR	13 76.47%	231 76.24%	293 78.76%	537 77.60%
	AGAINST	4 23.53%	72 23.76%	79 21.24%	155 22.40%
	<b>Cast Votes:</b>	17 100.00%	303 93.81%	372 92.54%	692 93.26%
	<b>Over Votes:</b>	0 0.00%	0 0.00%	0 0.00%	0 0.00%
	<b>Under Votes:</b>	0 0.00%	20 6.19%	30 7.46%	50 6.74%

**Fort Bend County Drainage District Election - Precinct Report — Official**  
**Fort Bend County, Texas — SPECIAL AND GENERAL ELECTION — November 05, 2019**

Page 58 of 160

11/12/2019 11:17 AM

Total Number of Voters : 67,891 of 448,129 = 15.15%

Precincts Reporting 160 of 160 = 100.00%

Party	Candidate	Absentee	Early	Election	Total
<b>Precinct 2070 (Ballots Cast: 121)</b>					
<b>FORT BEND COUNTY DRAINAGE DISTRICT PROPOSITION A (FLOOD MITIGATION), Vote For 1</b>					
	FOR	2 50.00%	30 68.18%	46 67.65%	78 67.24%
	AGAINST	2 50.00%	14 31.82%	22 32.35%	38 32.76%
	<b>Cast Votes:</b>	4 100.00%	44 93.62%	68 97.14%	116 95.87%
	<b>Over Votes:</b>	0 0.00%	0 0.00%	0 0.00%	0 0.00%
	<b>Under Votes:</b>	0 0.00%	3 6.38%	2 2.86%	5 4.13%

**Fort Bend County Drainage District Election - Precinct Report — Official**  
**Fort Bend County, Texas — SPECIAL AND GENERAL ELECTION — November 05, 2019**

Total Number of Voters : 67,891 of 448,129 = 15.15%

Precincts Reporting 160 of 160 = 100.00%

Party	Candidate	Absentee	Early	Election	Total
<b>Precinct 2075 (Ballots Cast: 233)</b>					
<b>FORT BEND COUNTY DRAINAGE DISTRICT PROPOSITION A (FLOOD MITIGATION), Vote For 1</b>					
	FOR	6 100.00%	70 71.43%	94 81.03%	170 77.27%
	AGAINST	0 0.00%	28 28.57%	22 18.97%	50 22.73%
	<b>Cast Votes:</b>	6 100.00%	98 98.00%	116 91.34%	220 94.42%
	<b>Over Votes:</b>	0 0.00%	0 0.00%	0 0.00%	0 0.00%
	<b>Under Votes:</b>	0 0.00%	2 2.00%	11 8.66%	13 5.58%

**Fort Bend County Drainage District Election - Precinct Report — Official**  
**Fort Bend County, Texas — SPECIAL AND GENERAL ELECTION — November 05, 2019**

Total Number of Voters : 67,891 of 448,129 = 15.15%

Precincts Reporting 160 of 160 = 100.00%

Party	Candidate	Absentee	Early	Election	Total
<b>Precinct 2077 (Ballots Cast: 318)</b>					
<b>FORT BEND COUNTY DRAINAGE DISTRICT PROPOSITION A (FLOOD MITIGATION), Vote For 1</b>					
	FOR	4 100.00%	97 69.78%	118 72.39%	219 71.57%
	AGAINST	0 0.00%	42 30.22%	45 27.61%	87 28.43%
	<b>Cast Votes:</b>	4 100.00%	139 94.56%	163 97.60%	306 96.23%
	<b>Over Votes:</b>	0 0.00%	0 0.00%	0 0.00%	0 0.00%
	<b>Under Votes:</b>	0 0.00%	8 5.44%	4 2.40%	12 3.77%

**Fort Bend County Drainage District Election - Precinct Report — Official**  
**Fort Bend County, Texas — SPECIAL AND GENERAL ELECTION — November 05, 2019**

Total Number of Voters : 67,891 of 448,129 = 15.15%

Precincts Reporting 160 of 160 = 100.00%

Party	Candidate	Absentee	Early	Election	Total
-------	-----------	----------	-------	----------	-------

**Precinct 2078 (Ballots Cast: 43)**

**FORT BEND COUNTY DRAINAGE DISTRICT PROPOSITION A (FLOOD MITIGATION), Vote For 1**

FOR	0	0.00%	17	85.00%	13	65.00%	30	75.00%
AGAINST	0	0.00%	3	15.00%	7	35.00%	10	25.00%
<b>Cast Votes:</b>	0	0.00%	20	95.24%	20	90.91%	40	93.02%
<b>Over Votes:</b>	0	0.00%	0	0.00%	0	0.00%	0	0.00%
<b>Under Votes:</b>	0	0.00%	1	4.76%	2	9.09%	3	6.98%

**Fort Bend County Drainage District Election - Precinct Report — Official**  
**Fort Bend County, Texas — SPECIAL AND GENERAL ELECTION — November 05, 2019**

Total Number of Voters : 67,891 of 448,129 = 15.15%

Precincts Reporting 160 of 160 = 100.00%

Party	Candidate	Absentee	Early	Election	Total
<b>Precinct 2081 (Ballots Cast: 142)</b>					
<b>FORT BEND COUNTY DRAINAGE DISTRICT PROPOSITION A (FLOOD MITIGATION), Vote For 1</b>					
	FOR	3 75.00%	44 73.33%	45 61.64%	92 67.15%
	AGAINST	1 25.00%	16 26.67%	28 38.36%	45 32.85%
	<b>Cast Votes:</b>	4 100.00%	60 93.75%	73 98.65%	137 96.48%
	<b>Over Votes:</b>	0 0.00%	0 0.00%	0 0.00%	0 0.00%
	<b>Under Votes:</b>	0 0.00%	4 6.25%	1 1.35%	5 3.52%

**Fort Bend County Drainage District Election - Precinct Report — Official**  
**Fort Bend County, Texas — SPECIAL AND GENERAL ELECTION — November 05, 2019**

Page 63 of 160

11/12/2019 11:17 AM

Total Number of Voters : 67,891 of 448,129 = 15.15%

Precincts Reporting 160 of 160 = 100.00%

Party	Candidate	Absentee	Early	Election	Total
<b>Precinct 2088 (Ballots Cast: 238)</b>					
<b>FORT BEND COUNTY DRAINAGE DISTRICT PROPOSITION A (FLOOD MITIGATION), Vote For 1</b>					
	FOR	11 61.11%	45 58.44%	90 66.67%	146 63.48%
	AGAINST	7 38.89%	32 41.56%	45 33.33%	84 36.52%
	<b>Cast Votes:</b>	18 90.00%	77 96.25%	135 97.83%	230 96.64%
	<b>Over Votes:</b>	0 0.00%	0 0.00%	0 0.00%	0 0.00%
	<b>Under Votes:</b>	2 10.00%	3 3.75%	3 2.17%	8 3.36%

**Fort Bend County Drainage District Election - Precinct Report — Official**  
**Fort Bend County, Texas — SPECIAL AND GENERAL ELECTION — November 05, 2019**

Total Number of Voters : 67,891 of 448,129 = 15.15%

Precincts Reporting 160 of 160 = 100.00%

Party	Candidate	Absentee	Early	Election	Total
<b>Precinct 2089 (Ballots Cast: 202)</b>					
<b>FORT BEND COUNTY DRAINAGE DISTRICT PROPOSITION A (FLOOD MITIGATION), Vote For 1</b>					
	FOR	1 25.00%	84 78.50%	56 70.00%	141 73.82%
	AGAINST	3 75.00%	23 21.50%	24 30.00%	50 26.18%
	<b>Cast Votes:</b>	4 100.00%	107 95.54%	80 93.02%	191 94.55%
	<b>Over Votes:</b>	0 0.00%	0 0.00%	0 0.00%	0 0.00%
	<b>Under Votes:</b>	0 0.00%	5 4.46%	6 6.98%	11 5.45%

**Fort Bend County Drainage District Election - Precinct Report — Official**  
**Fort Bend County, Texas — SPECIAL AND GENERAL ELECTION — November 05, 2019**

Total Number of Voters : 67,891 of 448,129 = 15.15%

Precincts Reporting 160 of 160 = 100.00%

Party	Candidate	Absentee	Early	Election	Total
<b>Precinct 2090 (Ballots Cast: 217)</b>					
<b>FORT BEND COUNTY DRAINAGE DISTRICT PROPOSITION A (FLOOD MITIGATION), Vote For 1</b>					
	FOR	4 66.67%	80 72.73%	67 74.44%	151 73.30%
	AGAINST	2 33.33%	30 27.27%	23 25.56%	55 26.70%
	<b>Cast Votes:</b>	6 100.00%	110 95.65%	90 93.75%	206 94.93%
	<b>Over Votes:</b>	0 0.00%	0 0.00%	0 0.00%	0 0.00%
	<b>Under Votes:</b>	0 0.00%	5 4.35%	6 6.25%	11 5.07%

**Fort Bend County Drainage District Election - Precinct Report — Official**  
**Fort Bend County, Texas — SPECIAL AND GENERAL ELECTION — November 05, 2019**

Total Number of Voters : 67,891 of 448,129 = 15.15%

Precincts Reporting 160 of 160 = 100.00%

Party	Candidate	Absentee	Early	Election	Total
<b>Precinct 2091 (Ballots Cast: 114)</b>					
<b>FORT BEND COUNTY DRAINAGE DISTRICT PROPOSITION A (FLOOD MITIGATION), Vote For 1</b>					
	FOR	4 80.00%	33 75.00%	38 62.30%	75 68.18%
	AGAINST	1 20.00%	11 25.00%	23 37.70%	35 31.82%
	<b>Cast Votes:</b>	5 100.00%	44 97.78%	61 95.31%	110 96.49%
	<b>Over Votes:</b>	0 0.00%	0 0.00%	0 0.00%	0 0.00%
	<b>Under Votes:</b>	0 0.00%	1 2.22%	3 4.69%	4 3.51%

**Fort Bend County Drainage District Election - Precinct Report — Official**  
**Fort Bend County, Texas — SPECIAL AND GENERAL ELECTION — November 05, 2019**

Page 67 of 160

11/12/2019 11:17 AM

Total Number of Voters : 67,891 of 448,129 = 15.15%

Precincts Reporting 160 of 160 = 100.00%

Party	Candidate	Absentee	Early	Election	Total
<b>Precinct 2092 (Ballots Cast: 143)</b>					
<b>FORT BEND COUNTY DRAINAGE DISTRICT PROPOSITION A (FLOOD MITIGATION), Vote For 1</b>					
	FOR	1 100.00%	41 66.13%	43 58.11%	85 62.04%
	AGAINST	0 0.00%	21 33.87%	31 41.89%	52 37.96%
	<b>Cast Votes:</b>	1 100.00%	62 96.88%	74 94.87%	137 95.80%
	<b>Over Votes:</b>	0 0.00%	0 0.00%	0 0.00%	0 0.00%
	<b>Under Votes:</b>	0 0.00%	2 3.13%	4 5.13%	6 4.20%

**Fort Bend County Drainage District Election - Precinct Report — Official**  
**Fort Bend County, Texas — SPECIAL AND GENERAL ELECTION — November 05, 2019**

Total Number of Voters : 67,891 of 448,129 = 15.15%

Precincts Reporting 160 of 160 = 100.00%

Party	Candidate	Absentee	Early	Election	Total
-------	-----------	----------	-------	----------	-------

**Precinct 2093 (Ballots Cast: 66)**

**FORT BEND COUNTY DRAINAGE DISTRICT PROPOSITION A (FLOOD MITIGATION), Vote For 1**

FOR	0	0.00%	18	72.00%	31	75.61%	49	74.24%
AGAINST	0	0.00%	7	28.00%	10	24.39%	17	25.76%
<b>Cast Votes:</b>	0	0.00%	25	100.00%	41	100.00%	66	100.00%
<b>Over Votes:</b>	0	0.00%	0	0.00%	0	0.00%	0	0.00%
<b>Under Votes:</b>	0	0.00%	0	0.00%	0	0.00%	0	0.00%

**Fort Bend County Drainage District Election - Precinct Report — Official**  
**Fort Bend County, Texas — SPECIAL AND GENERAL ELECTION — November 05, 2019**

Page 69 of 160

11/12/2019 11:17 AM

Total Number of Voters : 67,891 of 448,129 = 15.15%

Precincts Reporting 160 of 160 = 100.00%

Party	Candidate	Absentee	Early	Election	Total
<b>Precinct 2096 (Ballots Cast: 188)</b>					
<b>FORT BEND COUNTY DRAINAGE DISTRICT PROPOSITION A (FLOOD MITIGATION), Vote For 1</b>					
	FOR	4 100.00%	46 73.02%	87 73.73%	137 74.05%
	AGAINST	0 0.00%	17 26.98%	31 26.27%	48 25.95%
	<b>Cast Votes:</b>	4 100.00%	63 98.44%	118 98.33%	185 98.40%
	<b>Over Votes:</b>	0 0.00%	0 0.00%	0 0.00%	0 0.00%
	<b>Under Votes:</b>	0 0.00%	1 1.56%	2 1.67%	3 1.60%

**Fort Bend County Drainage District Election - Precinct Report — Official**  
**Fort Bend County, Texas — SPECIAL AND GENERAL ELECTION — November 05, 2019**

Page 70 of 160

11/12/2019 11:17 AM

Total Number of Voters : 67,891 of 448,129 = 15.15%

Precincts Reporting 160 of 160 = 100.00%

Party	Candidate	Absentee	Early	Election	Total
<b>Precinct 2099 (Ballots Cast: 274)</b>					
<b>FORT BEND COUNTY DRAINAGE DISTRICT PROPOSITION A (FLOOD MITIGATION), Vote For 1</b>					
	FOR	5 71.43%	61 71.76%	125 71.02%	191 71.27%
	AGAINST	2 28.57%	24 28.24%	51 28.98%	77 28.73%
	<b>Cast Votes:</b>	7 100.00%	85 97.70%	176 97.78%	268 97.81%
	<b>Over Votes:</b>	0 0.00%	0 0.00%	0 0.00%	0 0.00%
	<b>Under Votes:</b>	0 0.00%	2 2.30%	4 2.22%	6 2.19%

**Fort Bend County Drainage District Election - Precinct Report — Official**  
**Fort Bend County, Texas — SPECIAL AND GENERAL ELECTION — November 05, 2019**

Total Number of Voters : 67,891 of 448,129 = 15.15%

Precincts Reporting 160 of 160 = 100.00%

Party	Candidate	Absentee	Early	Election	Total
<b>Precinct 2100 (Ballots Cast: 449)</b>					
<b>FORT BEND COUNTY DRAINAGE DISTRICT PROPOSITION A (FLOOD MITIGATION), Vote For 1</b>					
	FOR	20 74.07%	127 70.17%	156 71.89%	303 71.29%
	AGAINST	7 25.93%	54 29.83%	61 28.11%	122 28.71%
	<b>Cast Votes:</b>	27 96.43%	181 95.77%	217 93.53%	425 94.65%
	<b>Over Votes:</b>	0 0.00%	0 0.00%	0 0.00%	0 0.00%
	<b>Under Votes:</b>	1 3.57%	8 4.23%	15 6.47%	24 5.35%

**Fort Bend County Drainage District Election - Precinct Report — Official**  
**Fort Bend County, Texas — SPECIAL AND GENERAL ELECTION — November 05, 2019**

Total Number of Voters : 67,891 of 448,129 = 15.15%

Precincts Reporting 160 of 160 = 100.00%

Party	Candidate	Absentee	Early	Election	Total
<b>Precinct 2101 (Ballots Cast: 501)</b>					
<b>FORT BEND COUNTY DRAINAGE DISTRICT PROPOSITION A (FLOOD MITIGATION), Vote For 1</b>					
	FOR	22 81.48%	137 73.26%	187 75.10%	346 74.73%
	AGAINST	5 18.52%	50 26.74%	62 24.90%	117 25.27%
	<b>Cast Votes:</b>	27 93.10%	187 92.57%	249 92.22%	463 92.42%
	<b>Over Votes:</b>	0 0.00%	0 0.00%	0 0.00%	0 0.00%
	<b>Under Votes:</b>	2 6.90%	15 7.43%	21 7.78%	38 7.58%

**Fort Bend County Drainage District Election - Precinct Report — Official**  
**Fort Bend County, Texas — SPECIAL AND GENERAL ELECTION — November 05, 2019**

Total Number of Voters : 67,891 of 448,129 = 15.15%

Precincts Reporting 160 of 160 = 100.00%

Party	Candidate	Absentee	Early	Election	Total
<b>Precinct 2106 (Ballots Cast: 649)</b>					
<b>FORT BEND COUNTY DRAINAGE DISTRICT PROPOSITION A (FLOOD MITIGATION), Vote For 1</b>					
	FOR	8 72.73%	172 72.27%	272 76.19%	452 74.59%
	AGAINST	3 27.27%	66 27.73%	85 23.81%	154 25.41%
	<b>Cast Votes:</b>	11 100.00%	238 95.20%	357 92.01%	606 93.37%
	<b>Over Votes:</b>	0 0.00%	0 0.00%	0 0.00%	0 0.00%
	<b>Under Votes:</b>	0 0.00%	12 4.80%	31 7.99%	43 6.63%

**Fort Bend County Drainage District Election - Precinct Report — Official**  
**Fort Bend County, Texas — SPECIAL AND GENERAL ELECTION — November 05, 2019**

Total Number of Voters : 67,891 of 448,129 = 15.15%

Precincts Reporting 160 of 160 = 100.00%

Party	Candidate	Absentee	Early	Election	Total
<b>Precinct 2108 (Ballots Cast: 795)</b>					
<b>FORT BEND COUNTY DRAINAGE DISTRICT PROPOSITION A (FLOOD MITIGATION), Vote For 1</b>					
	FOR	3 100.00%	226 68.28%	304 69.72%	533 69.22%
	AGAINST	0 0.00%	105 31.72%	132 30.28%	237 30.78%
	<b>Cast Votes:</b>	3 100.00%	331 97.07%	436 96.67%	770 96.86%
	<b>Over Votes:</b>	0 0.00%	0 0.00%	0 0.00%	0 0.00%
	<b>Under Votes:</b>	0 0.00%	10 2.93%	15 3.33%	25 3.14%

**Fort Bend County Drainage District Election - Precinct Report — Official**  
**Fort Bend County, Texas — SPECIAL AND GENERAL ELECTION — November 05, 2019**

Total Number of Voters : 67,891 of 448,129 = 15.15%

Precincts Reporting 160 of 160 = 100.00%

Party	Candidate	Absentee	Early	Election	Total
-------	-----------	----------	-------	----------	-------

**Precinct 2112 (Ballots Cast: 16)**

**FORT BEND COUNTY DRAINAGE DISTRICT PROPOSITION A (FLOOD MITIGATION), Vote For 1**

FOR	1	100.00%	2	40.00%	5	50.00%	8	50.00%
AGAINST	0	0.00%	3	60.00%	5	50.00%	8	50.00%
<b>Cast Votes:</b>	1	100.00%	5	100.00%	10	100.00%	16	100.00%
<b>Over Votes:</b>	0	0.00%	0	0.00%	0	0.00%	0	0.00%
<b>Under Votes:</b>	0	0.00%	0	0.00%	0	0.00%	0	0.00%

**Fort Bend County Drainage District Election - Precinct Report — Official**  
**Fort Bend County, Texas — SPECIAL AND GENERAL ELECTION — November 05, 2019**

Total Number of Voters : 67,891 of 448,129 = 15.15%

Precincts Reporting 160 of 160 = 100.00%

Party	Candidate	Absentee	Early	Election	Total
<b>Precinct 2115 (Ballots Cast: 233)</b>					
<b>FORT BEND COUNTY DRAINAGE DISTRICT PROPOSITION A (FLOOD MITIGATION), Vote For 1</b>					
	FOR	3 100.00%	66 74.16%	96 74.42%	165 74.66%
	AGAINST	0 0.00%	23 25.84%	33 25.58%	56 25.34%
	<b>Cast Votes:</b>	3 100.00%	89 95.70%	129 94.16%	221 94.85%
	<b>Over Votes:</b>	0 0.00%	0 0.00%	0 0.00%	0 0.00%
	<b>Under Votes:</b>	0 0.00%	4 4.30%	8 5.84%	12 5.15%

**Fort Bend County Drainage District Election - Precinct Report — Official**  
**Fort Bend County, Texas — SPECIAL AND GENERAL ELECTION — November 05, 2019**

Page 77 of 160

11/12/2019 11:17 AM

Total Number of Voters : 67,891 of 448,129 = 15.15%

Precincts Reporting 160 of 160 = 100.00%

Party	Candidate	Absentee	Early	Election	Total
<b>Precinct 2116 (Ballots Cast: 569)</b>					
<b>FORT BEND COUNTY DRAINAGE DISTRICT PROPOSITION A (FLOOD MITIGATION), Vote For 1</b>					
	FOR	11 91.67%	175 73.53%	197 70.86%	383 72.54%
	AGAINST	1 8.33%	63 26.47%	81 29.14%	145 27.46%
	<b>Cast Votes:</b>	12 100.00%	238 94.44%	278 91.15%	528 92.79%
	<b>Over Votes:</b>	0 0.00%	0 0.00%	0 0.00%	0 0.00%
	<b>Under Votes:</b>	0 0.00%	14 5.56%	27 8.85%	41 7.21%

**Fort Bend County Drainage District Election - Precinct Report — Official**  
**Fort Bend County, Texas — SPECIAL AND GENERAL ELECTION — November 05, 2019**

Total Number of Voters : 67,891 of 448,129 = 15.15%

Precincts Reporting 160 of 160 = 100.00%

Party	Candidate	Absentee	Early	Election	Total
<b>Precinct 2123 (Ballots Cast: 328)</b>					
<b>FORT BEND COUNTY DRAINAGE DISTRICT PROPOSITION A (FLOOD MITIGATION), Vote For 1</b>					
	FOR	2 40.00%	78 72.22%	151 75.12%	231 73.57%
	AGAINST	3 60.00%	30 27.78%	50 24.88%	83 26.43%
	<b>Cast Votes:</b>	5 100.00%	108 93.10%	201 97.10%	314 95.73%
	<b>Over Votes:</b>	0 0.00%	0 0.00%	0 0.00%	0 0.00%
	<b>Under Votes:</b>	0 0.00%	8 6.90%	6 2.90%	14 4.27%

**Fort Bend County Drainage District Election - Precinct Report — Official**  
**Fort Bend County, Texas — SPECIAL AND GENERAL ELECTION — November 05, 2019**

Total Number of Voters : 67,891 of 448,129 = 15.15%

Precincts Reporting 160 of 160 = 100.00%

Party	Candidate	Absentee	Early	Election	Total
<b>Precinct 2136 (Ballots Cast: 57)</b>					
<b>FORT BEND COUNTY DRAINAGE DISTRICT PROPOSITION A (FLOOD MITIGATION), Vote For 1</b>					
	FOR	0 0.00%	13 72.22%	26 68.42%	39 69.64%
	AGAINST	0 0.00%	5 27.78%	12 31.58%	17 30.36%
	<b>Cast Votes:</b>	0 0.00%	18 94.74%	38 100.00%	56 98.25%
	<b>Over Votes:</b>	0 0.00%	0 0.00%	0 0.00%	0 0.00%
	<b>Under Votes:</b>	0 0.00%	1 5.26%	0 0.00%	1 1.75%

**Fort Bend County Drainage District Election - Precinct Report — Official**  
**Fort Bend County, Texas — SPECIAL AND GENERAL ELECTION — November 05, 2019**

Total Number of Voters : 67,891 of 448,129 = 15.15%

Precincts Reporting 160 of 160 = 100.00%

Party	Candidate	Absentee	Early	Election	Total
<b>Precinct 2137 (Ballots Cast: 39)</b>					
<b>FORT BEND COUNTY DRAINAGE DISTRICT PROPOSITION A (FLOOD MITIGATION), Vote For 1</b>					
	FOR	0 0.00%	10 62.50%	15 65.22%	25 64.10%
	AGAINST	0 0.00%	6 37.50%	8 34.78%	14 35.90%
	<b>Cast Votes:</b>	0 0.00%	16 100.00%	23 100.00%	39 100.00%
	<b>Over Votes:</b>	0 0.00%	0 0.00%	0 0.00%	0 0.00%
	<b>Under Votes:</b>	0 0.00%	0 0.00%	0 0.00%	0 0.00%

**Fort Bend County Drainage District Election - Precinct Report — Official**  
**Fort Bend County, Texas — SPECIAL AND GENERAL ELECTION — November 05, 2019**

Total Number of Voters : 67,891 of 448,129 = 15.15%

Precincts Reporting 160 of 160 = 100.00%

Party	Candidate	Absentee	Early	Election	Total
-------	-----------	----------	-------	----------	-------

**Precinct 2138 (Ballots Cast: 47)**

**FORT BEND COUNTY DRAINAGE DISTRICT PROPOSITION A (FLOOD MITIGATION), Vote For 1**

FOR	0	0.00%	8	72.73%	25	73.53%	33	71.74%
AGAINST	1	100.00%	3	27.27%	9	26.47%	13	28.26%
<b>Cast Votes:</b>	1	100.00%	11	100.00%	34	97.14%	46	97.87%
<b>Over Votes:</b>	0	0.00%	0	0.00%	0	0.00%	0	0.00%
<b>Under Votes:</b>	0	0.00%	0	0.00%	1	2.86%	1	2.13%

**Fort Bend County Drainage District Election - Precinct Report — Official**  
**Fort Bend County, Texas — SPECIAL AND GENERAL ELECTION — November 05, 2019**

Total Number of Voters : 67,891 of 448,129 = 15.15%

Precincts Reporting 160 of 160 = 100.00%

Party	Candidate	Absentee	Early	Election	Total
-------	-----------	----------	-------	----------	-------

**Precinct 2139 (Ballots Cast: 8)**

**FORT BEND COUNTY DRAINAGE DISTRICT PROPOSITION A (FLOOD MITIGATION), Vote For 1**

FOR	0	0.00%	1	100.00%	6	85.71%	7	87.50%
AGAINST	0	0.00%	0	0.00%	1	14.29%	1	12.50%
<b>Cast Votes:</b>	0	0.00%	1	100.00%	7	100.00%	8	100.00%
<b>Over Votes:</b>	0	0.00%	0	0.00%	0	0.00%	0	0.00%
<b>Under Votes:</b>	0	0.00%	0	0.00%	0	0.00%	0	0.00%

**Fort Bend County Drainage District Election - Precinct Report — Official**  
**Fort Bend County, Texas — SPECIAL AND GENERAL ELECTION — November 05, 2019**

Page 83 of 160

11/12/2019 11:17 AM

Total Number of Voters : 67,891 of 448,129 = 15.15%

Precincts Reporting 160 of 160 = 100.00%

Party	Candidate	Absentee	Early	Election	Total
<b>Precinct 2151 (Ballots Cast: 328)</b>					
<b>FORT BEND COUNTY DRAINAGE DISTRICT PROPOSITION A (FLOOD MITIGATION), Vote For 1</b>					
	FOR	2 100.00%	73 58.87%	127 64.80%	202 62.73%
	AGAINST	0 0.00%	51 41.13%	69 35.20%	120 37.27%
	<b>Cast Votes:</b>	2 66.67%	124 97.64%	196 98.99%	322 98.17%
	<b>Over Votes:</b>	0 0.00%	0 0.00%	0 0.00%	0 0.00%
	<b>Under Votes:</b>	1 33.33%	3 2.36%	2 1.01%	6 1.83%

**Fort Bend County Drainage District Election - Precinct Report — Official**  
**Fort Bend County, Texas — SPECIAL AND GENERAL ELECTION — November 05, 2019**

Total Number of Voters : 67,891 of 448,129 = 15.15%

Precincts Reporting 160 of 160 = 100.00%

Party	Candidate	Absentee	Early	Election	Total
-------	-----------	----------	-------	----------	-------

**Precinct 2157 (Ballots Cast: 324)**

**FORT BEND COUNTY DRAINAGE DISTRICT PROPOSITION A (FLOOD MITIGATION), Vote For 1**

FOR	1	50.00%	92	74.19%	144	74.61%	237	74.29%
AGAINST	1	50.00%	32	25.81%	49	25.39%	82	25.71%
<b>Cast Votes:</b>	2	66.67%	124	99.20%	193	98.47%	319	98.46%
<b>Over Votes:</b>	0	0.00%	0	0.00%	0	0.00%	0	0.00%
<b>Under Votes:</b>	1	33.33%	1	0.80%	3	1.53%	5	1.54%

**Fort Bend County Drainage District Election - Precinct Report — Official**  
**Fort Bend County, Texas — SPECIAL AND GENERAL ELECTION — November 05, 2019**

Page 85 of 160

11/12/2019 11:17 AM

Total Number of Voters : 67,891 of 448,129 = 15.15%

Precincts Reporting 160 of 160 = 100.00%

Party	Candidate	Absentee	Early	Election	Total
<b>Precinct 3004 (Ballots Cast: 1,033)</b>					
<b>FORT BEND COUNTY DRAINAGE DISTRICT PROPOSITION A (FLOOD MITIGATION), Vote For 1</b>					
	FOR	36 70.59%	387 80.12%	367 77.26%	790 78.30%
	AGAINST	15 29.41%	96 19.88%	108 22.74%	219 21.70%
	<b>Cast Votes:</b>	51 96.23%	483 98.17%	475 97.34%	1,009 97.68%
	<b>Over Votes:</b>	0 0.00%	0 0.00%	0 0.00%	0 0.00%
	<b>Under Votes:</b>	2 3.77%	9 1.83%	13 2.66%	24 2.32%

**Fort Bend County Drainage District Election - Precinct Report — Official**  
**Fort Bend County, Texas — SPECIAL AND GENERAL ELECTION — November 05, 2019**

Total Number of Voters : 67,891 of 448,129 = 15.15%

Precincts Reporting 160 of 160 = 100.00%

Party	Candidate	Absentee	Early	Election	Total
<b>Precinct 3005 (Ballots Cast: 1,013)</b>					
<b>FORT BEND COUNTY DRAINAGE DISTRICT PROPOSITION A (FLOOD MITIGATION), Vote For 1</b>					
	FOR	37 63.79%	256 59.26%	316 65.29%	609 62.53%
	AGAINST	21 36.21%	176 40.74%	168 34.71%	365 37.47%
	<b>Cast Votes:</b>	58 98.31%	432 96.43%	484 95.65%	974 96.15%
	<b>Over Votes:</b>	0 0.00%	0 0.00%	0 0.00%	0 0.00%
	<b>Under Votes:</b>	1 1.69%	16 3.57%	22 4.35%	39 3.85%

**Fort Bend County Drainage District Election - Precinct Report — Official**  
**Fort Bend County, Texas — SPECIAL AND GENERAL ELECTION — November 05, 2019**

Total Number of Voters : 67,891 of 448,129 = 15.15%

Precincts Reporting 160 of 160 = 100.00%

Party	Candidate	Absentee	Early	Election	Total
<b>Precinct 3006 (Ballots Cast: 1,793)</b>					
<b>FORT BEND COUNTY DRAINAGE DISTRICT PROPOSITION A (FLOOD MITIGATION), Vote For 1</b>					
	FOR	35 58.33%	565 63.99%	466 61.40%	1,066 62.63%
	AGAINST	25 41.67%	318 36.01%	293 38.60%	636 37.37%
	<b>Cast Votes:</b>	60 92.31%	883 94.95%	759 95.11%	1,702 94.92%
	<b>Over Votes:</b>	0 0.00%	0 0.00%	0 0.00%	0 0.00%
	<b>Under Votes:</b>	5 7.69%	47 5.05%	39 4.89%	91 5.08%

**Fort Bend County Drainage District Election - Precinct Report — Official**  
**Fort Bend County, Texas — SPECIAL AND GENERAL ELECTION — November 05, 2019**

Total Number of Voters : 67,891 of 448,129 = 15.15%

Precincts Reporting 160 of 160 = 100.00%

Party	Candidate	Absentee	Early	Election	Total
<b>Precinct 3009 (Ballots Cast: 562)</b>					
<b>FORT BEND COUNTY DRAINAGE DISTRICT PROPOSITION A (FLOOD MITIGATION), Vote For 1</b>					
	FOR	19 73.08%	120 68.57%	239 70.29%	378 69.87%
	AGAINST	7 26.92%	55 31.43%	101 29.71%	163 30.13%
	<b>Cast Votes:</b>	26 100.00%	175 96.15%	340 96.05%	541 96.26%
	<b>Over Votes:</b>	0 0.00%	0 0.00%	0 0.00%	0 0.00%
	<b>Under Votes:</b>	0 0.00%	7 3.85%	14 3.95%	21 3.74%

**Fort Bend County Drainage District Election - Precinct Report — Official**  
**Fort Bend County, Texas — SPECIAL AND GENERAL ELECTION — November 05, 2019**

Total Number of Voters : 67,891 of 448,129 = 15.15%

Precincts Reporting 160 of 160 = 100.00%

Party	Candidate	Absentee	Early	Election	Total
<b>Precinct 3014 (Ballots Cast: 1,081)</b>					
<b>FORT BEND COUNTY DRAINAGE DISTRICT PROPOSITION A (FLOOD MITIGATION), Vote For 1</b>					
	FOR	41 73.21%	325 65.39%	331 68.53%	697 67.28%
	AGAINST	15 26.79%	172 34.61%	152 31.47%	339 32.72%
	<b>Cast Votes:</b>	56 93.33%	497 96.69%	483 95.27%	1,036 95.84%
	<b>Over Votes:</b>	0 0.00%	0 0.00%	0 0.00%	0 0.00%
	<b>Under Votes:</b>	4 6.67%	17 3.31%	24 4.73%	45 4.16%

**Fort Bend County Drainage District Election - Precinct Report — Official**  
**Fort Bend County, Texas — SPECIAL AND GENERAL ELECTION — November 05, 2019**

Page 90 of 160

11/12/2019 11:17 AM

Total Number of Voters : 67,891 of 448,129 = 15.15%

Precincts Reporting 160 of 160 = 100.00%

Party	Candidate	Absentee	Early	Election	Total
<b>Precinct 3019 (Ballots Cast: 306)</b>					
<b>FORT BEND COUNTY DRAINAGE DISTRICT PROPOSITION A (FLOOD MITIGATION), Vote For 1</b>					
	FOR	9 50.00%	64 57.66%	98 59.39%	171 58.16%
	AGAINST	9 50.00%	47 42.34%	67 40.61%	123 41.84%
	<b>Cast Votes:</b>	18 100.00%	111 97.37%	165 94.83%	294 96.08%
	<b>Over Votes:</b>	0 0.00%	0 0.00%	0 0.00%	0 0.00%
	<b>Under Votes:</b>	0 0.00%	3 2.63%	9 5.17%	12 3.92%

**Fort Bend County Drainage District Election - Precinct Report — Official**  
**Fort Bend County, Texas — SPECIAL AND GENERAL ELECTION — November 05, 2019**

Total Number of Voters : 67,891 of 448,129 = 15.15%

Precincts Reporting 160 of 160 = 100.00%

Party	Candidate	Absentee	Early	Election	Total
<b>Precinct 3032 (Ballots Cast: 205)</b>					
<b>FORT BEND COUNTY DRAINAGE DISTRICT PROPOSITION A (FLOOD MITIGATION), Vote For 1</b>					
	FOR	0 0.00%	35 63.64%	98 68.06%	133 66.50%
	AGAINST	1 100.00%	20 36.36%	46 31.94%	67 33.50%
	<b>Cast Votes:</b>	1 100.00%	55 96.49%	144 97.96%	200 97.56%
	<b>Over Votes:</b>	0 0.00%	0 0.00%	0 0.00%	0 0.00%
	<b>Under Votes:</b>	0 0.00%	2 3.51%	3 2.04%	5 2.44%

**Fort Bend County Drainage District Election - Precinct Report — Official**  
**Fort Bend County, Texas — SPECIAL AND GENERAL ELECTION — November 05, 2019**

Total Number of Voters : 67,891 of 448,129 = 15.15%

Precincts Reporting 160 of 160 = 100.00%

Party	Candidate	Absentee	Early	Election	Total
-------	-----------	----------	-------	----------	-------

**Precinct 3038 (Ballots Cast: 1,024)**

**FORT BEND COUNTY DRAINAGE DISTRICT PROPOSITION A (FLOOD MITIGATION), Vote For 1**

FOR	24	64.86%	340	71.13%	306	65.11%	670	68.02%
AGAINST	13	35.14%	138	28.87%	164	34.89%	315	31.98%
<b>Cast Votes:</b>	<b>37</b>	<b>86.05%</b>	<b>478</b>	<b>97.75%</b>	<b>470</b>	<b>95.53%</b>	<b>985</b>	<b>96.19%</b>
<b>Over Votes:</b>	<b>0</b>	<b>0.00%</b>	<b>0</b>	<b>0.00%</b>	<b>0</b>	<b>0.00%</b>	<b>0</b>	<b>0.00%</b>
<b>Under Votes:</b>	<b>6</b>	<b>13.95%</b>	<b>11</b>	<b>2.25%</b>	<b>22</b>	<b>4.47%</b>	<b>39</b>	<b>3.81%</b>

**Fort Bend County Drainage District Election - Precinct Report — Official**  
**Fort Bend County, Texas — SPECIAL AND GENERAL ELECTION — November 05, 2019**

Total Number of Voters : 67,891 of 448,129 = 15.15%

Precincts Reporting 160 of 160 = 100.00%

Party	Candidate	Absentee	Early	Election	Total
<b>Precinct 3041 (Ballots Cast: 319)</b>					
<b>FORT BEND COUNTY DRAINAGE DISTRICT PROPOSITION A (FLOOD MITIGATION), Vote For 1</b>					
	FOR	5 83.33%	72 55.38%	127 70.56%	204 64.56%
	AGAINST	1 16.67%	58 44.62%	53 29.44%	112 35.44%
	<b>Cast Votes:</b>	6 100.00%	130 100.00%	180 98.36%	316 99.06%
	<b>Over Votes:</b>	0 0.00%	0 0.00%	0 0.00%	0 0.00%
	<b>Under Votes:</b>	0 0.00%	0 0.00%	3 1.64%	3 0.94%

**Fort Bend County Drainage District Election - Precinct Report — Official**  
**Fort Bend County, Texas — SPECIAL AND GENERAL ELECTION — November 05, 2019**

Total Number of Voters : 67,891 of 448,129 = 15.15%

Precincts Reporting 160 of 160 = 100.00%

Party	Candidate	Absentee	Early	Election	Total
<b>Precinct 3053 (Ballots Cast: 0)</b>					
<b>FORT BEND COUNTY DRAINAGE DISTRICT PROPOSITION A (FLOOD MITIGATION), Vote For 1</b>					
	FOR	0 0.00%	0 0.00%	0 0.00%	0 0.00%
	AGAINST	0 0.00%	0 0.00%	0 0.00%	0 0.00%
	<b>Cast Votes:</b>	0 0.00%	0 0.00%	0 0.00%	0 0.00%
	<b>Over Votes:</b>	0 0.00%	0 0.00%	0 0.00%	0 0.00%
	<b>Under Votes:</b>	0 0.00%	0 0.00%	0 0.00%	0 0.00%

**Fort Bend County Drainage District Election - Precinct Report — Official**  
**Fort Bend County, Texas — SPECIAL AND GENERAL ELECTION — November 05, 2019**

Page 95 of 160

11/12/2019 11:17 AM

Total Number of Voters : 67,891 of 448,129 = 15.15%

Precincts Reporting 160 of 160 = 100.00%

Party	Candidate	Absentee	Early	Election	Total
<b>Precinct 3057 (Ballots Cast: 907)</b>					
<b>FORT BEND COUNTY DRAINAGE DISTRICT PROPOSITION A (FLOOD MITIGATION), Vote For 1</b>					
	FOR	28 63.64%	252 62.84%	268 63.36%	548 63.13%
	AGAINST	16 36.36%	149 37.16%	155 36.64%	320 36.87%
	<b>Cast Votes:</b>	44 86.27%	401 96.86%	423 95.70%	868 95.70%
	<b>Over Votes:</b>	0 0.00%	0 0.00%	0 0.00%	0 0.00%
	<b>Under Votes:</b>	7 13.73%	13 3.14%	19 4.30%	39 4.30%

**Fort Bend County Drainage District Election - Precinct Report — Official**  
**Fort Bend County, Texas — SPECIAL AND GENERAL ELECTION — November 05, 2019**

Page 96 of 160

11/12/2019 11:17 AM

Total Number of Voters : 67,891 of 448,129 = 15.15%

Precincts Reporting 160 of 160 = 100.00%

Party	Candidate	Absentee	Early	Election	Total
<b>Precinct 3063 (Ballots Cast: 585)</b>					
<b>FORT BEND COUNTY DRAINAGE DISTRICT PROPOSITION A (FLOOD MITIGATION), Vote For 1</b>					
	FOR	1 50.00%	119 57.21%	217 59.78%	337 58.81%
	AGAINST	1 50.00%	89 42.79%	146 40.22%	236 41.19%
	<b>Cast Votes:</b>	2 100.00%	208 98.58%	363 97.58%	573 97.95%
	<b>Over Votes:</b>	0 0.00%	0 0.00%	0 0.00%	0 0.00%
	<b>Under Votes:</b>	0 0.00%	3 1.42%	9 2.42%	12 2.05%

**Fort Bend County Drainage District Election - Precinct Report — Official**  
**Fort Bend County, Texas — SPECIAL AND GENERAL ELECTION — November 05, 2019**

Page 97 of 160

11/12/2019 11:17 AM

Total Number of Voters : 67,891 of 448,129 = 15.15%

Precincts Reporting 160 of 160 = 100.00%

Party	Candidate	Absentee	Early	Election	Total
<b>Precinct 3069 (Ballots Cast: 81)</b>					
<b>FORT BEND COUNTY DRAINAGE DISTRICT PROPOSITION A (FLOOD MITIGATION), Vote For 1</b>					
	FOR	4 57.14%	23 85.19%	32 69.57%	59 73.75%
	AGAINST	3 42.86%	4 14.81%	14 30.43%	21 26.25%
	<b>Cast Votes:</b>	7 100.00%	27 96.43%	46 100.00%	80 98.77%
	<b>Over Votes:</b>	0 0.00%	0 0.00%	0 0.00%	0 0.00%
	<b>Under Votes:</b>	0 0.00%	1 3.57%	0 0.00%	1 1.23%

**Fort Bend County Drainage District Election - Precinct Report — Official**  
**Fort Bend County, Texas — SPECIAL AND GENERAL ELECTION — November 05, 2019**

Page 98 of 160

11/12/2019 11:17 AM

Total Number of Voters : 67,891 of 448,129 = 15.15%

Precincts Reporting 160 of 160 = 100.00%

Party	Candidate	Absentee	Early	Election	Total
<b>Precinct 3083 (Ballots Cast: 725)</b>					
<b>FORT BEND COUNTY DRAINAGE DISTRICT PROPOSITION A (FLOOD MITIGATION), Vote For 1</b>					
	FOR	38 71.70%	207 69.00%	225 68.81%	470 69.12%
	AGAINST	15 28.30%	93 31.00%	102 31.19%	210 30.88%
	<b>Cast Votes:</b>	53 91.38%	300 94.64%	327 93.43%	680 93.79%
	<b>Over Votes:</b>	0 0.00%	0 0.00%	0 0.00%	0 0.00%
	<b>Under Votes:</b>	5 8.62%	17 5.36%	23 6.57%	45 6.21%

**Fort Bend County Drainage District Election - Precinct Report — Official**  
**Fort Bend County, Texas — SPECIAL AND GENERAL ELECTION — November 05, 2019**

Total Number of Voters : 67,891 of 448,129 = 15.15%

Precincts Reporting 160 of 160 = 100.00%

Party	Candidate	Absentee	Early	Election	Total
<b>Precinct 3095 (Ballots Cast: 468)</b>					
<b>FORT BEND COUNTY DRAINAGE DISTRICT PROPOSITION A (FLOOD MITIGATION), Vote For 1</b>					
	FOR	12 63.16%	131 64.85%	153 67.70%	296 66.22%
	AGAINST	7 36.84%	71 35.15%	73 32.30%	151 33.78%
	<b>Cast Votes:</b>	19 95.00%	202 97.12%	226 94.17%	447 95.51%
	<b>Over Votes:</b>	0 0.00%	0 0.00%	0 0.00%	0 0.00%
	<b>Under Votes:</b>	1 5.00%	6 2.88%	14 5.83%	21 4.49%

**Fort Bend County Drainage District Election - Precinct Report — Official**  
**Fort Bend County, Texas — SPECIAL AND GENERAL ELECTION — November 05, 2019**

Total Number of Voters : 67,891 of 448,129 = 15.15%

Precincts Reporting 160 of 160 = 100.00%

Party	Candidate	Absentee	Early	Election	Total
<b>Precinct 3098 (Ballots Cast: 192)</b>					
<b>FORT BEND COUNTY DRAINAGE DISTRICT PROPOSITION A (FLOOD MITIGATION), Vote For 1</b>					
	FOR	1 25.00%	32 60.38%	95 74.80%	128 69.57%
	AGAINST	3 75.00%	21 39.62%	32 25.20%	56 30.43%
	<b>Cast Votes:</b>	4 100.00%	53 100.00%	127 94.07%	184 95.83%
	<b>Over Votes:</b>	0 0.00%	0 0.00%	0 0.00%	0 0.00%
	<b>Under Votes:</b>	0 0.00%	0 0.00%	8 5.93%	8 4.17%

**Fort Bend County Drainage District Election - Precinct Report — Official**  
**Fort Bend County, Texas — SPECIAL AND GENERAL ELECTION — November 05, 2019**

Page 101 of 160

11/12/2019 11:17 AM

Total Number of Voters : 67,891 of 448,129 = 15.15%

Precincts Reporting 160 of 160 = 100.00%

Party	Candidate	Absentee	Early	Election	Total
<b>Precinct 3104 (Ballots Cast: 677)</b>					
<b>FORT BEND COUNTY DRAINAGE DISTRICT PROPOSITION A (FLOOD MITIGATION), Vote For 1</b>					
	FOR	4 80.00%	196 64.69%	236 66.48%	436 65.76%
	AGAINST	1 20.00%	107 35.31%	119 33.52%	227 34.24%
	<b>Cast Votes:</b>	5 100.00%	303 98.70%	355 97.26%	663 97.93%
	<b>Over Votes:</b>	0 0.00%	0 0.00%	0 0.00%	0 0.00%
	<b>Under Votes:</b>	0 0.00%	4 1.30%	10 2.74%	14 2.07%

**Fort Bend County Drainage District Election - Precinct Report — Official**  
**Fort Bend County, Texas — SPECIAL AND GENERAL ELECTION — November 05, 2019**

Total Number of Voters : 67,891 of 448,129 = 15.15%

Precincts Reporting 160 of 160 = 100.00%

Party	Candidate	Absentee	Early	Election	Total
<b>Precinct 3113 (Ballots Cast: 403)</b>					
<b>FORT BEND COUNTY DRAINAGE DISTRICT PROPOSITION A (FLOOD MITIGATION), Vote For 1</b>					
	FOR	3 60.00%	109 75.69%	182 75.52%	294 75.38%
	AGAINST	2 40.00%	35 24.31%	59 24.48%	96 24.62%
	<b>Cast Votes:</b>	5 100.00%	144 97.30%	241 96.40%	390 96.77%
	<b>Over Votes:</b>	0 0.00%	0 0.00%	0 0.00%	0 0.00%
	<b>Under Votes:</b>	0 0.00%	4 2.70%	9 3.60%	13 3.23%

**Fort Bend County Drainage District Election - Precinct Report — Official**  
**Fort Bend County, Texas — SPECIAL AND GENERAL ELECTION — November 05, 2019**

Page 103 of 160

11/12/2019 11:17 AM

Total Number of Voters : 67,891 of 448,129 = 15.15%

Precincts Reporting 160 of 160 = 100.00%

Party	Candidate	Absentee	Early	Election	Total
<b>Precinct 3122 (Ballots Cast: 1,031)</b>					
<b>FORT BEND COUNTY DRAINAGE DISTRICT PROPOSITION A (FLOOD MITIGATION), Vote For 1</b>					
	FOR	34 77.27%	410 71.80%	265 69.74%	709 71.26%
	AGAINST	10 22.73%	161 28.20%	115 30.26%	286 28.74%
	<b>Cast Votes:</b>	44 97.78%	571 96.94%	380 95.72%	995 96.51%
	<b>Over Votes:</b>	0 0.00%	0 0.00%	0 0.00%	0 0.00%
	<b>Under Votes:</b>	1 2.22%	18 3.06%	17 4.28%	36 3.49%

**Fort Bend County Drainage District Election - Precinct Report — Official**  
**Fort Bend County, Texas — SPECIAL AND GENERAL ELECTION — November 05, 2019**

Total Number of Voters : 67,891 of 448,129 = 15.15%

Precincts Reporting 160 of 160 = 100.00%

Party	Candidate	Absentee	Early	Election	Total
<b>Precinct 3130 (Ballots Cast: 946)</b>					
<b>FORT BEND COUNTY DRAINAGE DISTRICT PROPOSITION A (FLOOD MITIGATION), Vote For 1</b>					
	FOR	36 70.59%	334 71.06%	267 67.42%	637 69.47%
	AGAINST	15 29.41%	136 28.94%	129 32.58%	280 30.53%
	<b>Cast Votes:</b>	51 94.44%	470 97.51%	396 96.59%	917 96.93%
	<b>Over Votes:</b>	0 0.00%	0 0.00%	0 0.00%	0 0.00%
	<b>Under Votes:</b>	3 5.56%	12 2.49%	14 3.41%	29 3.07%

**Fort Bend County Drainage District Election - Precinct Report — Official**  
**Fort Bend County, Texas — SPECIAL AND GENERAL ELECTION — November 05, 2019**

Total Number of Voters : 67,891 of 448,129 = 15.15%

Precincts Reporting 160 of 160 = 100.00%

Party	Candidate	Absentee	Early	Election	Total
<b>Precinct 3132 (Ballots Cast: 1,070)</b>					
<b>FORT BEND COUNTY DRAINAGE DISTRICT PROPOSITION A (FLOOD MITIGATION), Vote For 1</b>					
	FOR	32 72.73%	342 67.59%	353 74.79%	727 71.14%
	AGAINST	12 27.27%	164 32.41%	119 25.21%	295 28.86%
	<b>Cast Votes:</b>	44 91.67%	506 94.93%	472 96.52%	1,022 95.51%
	<b>Over Votes:</b>	0 0.00%	0 0.00%	0 0.00%	0 0.00%
	<b>Under Votes:</b>	4 8.33%	27 5.07%	17 3.48%	48 4.49%

**Fort Bend County Drainage District Election - Precinct Report — Official**  
**Fort Bend County, Texas — SPECIAL AND GENERAL ELECTION — November 05, 2019**

Page 106 of 160

11/12/2019 11:17 AM

Total Number of Voters : 67,891 of 448,129 = 15.15%

Precincts Reporting 160 of 160 = 100.00%

Party	Candidate	Absentee	Early	Election	Total
<b>Precinct 3133 (Ballots Cast: 931)</b>					
<b>FORT BEND COUNTY DRAINAGE DISTRICT PROPOSITION A (FLOOD MITIGATION), Vote For 1</b>					
	FOR	18 69.23%	360 73.32%	247 66.76%	625 70.46%
	AGAINST	8 30.77%	131 26.68%	123 33.24%	262 29.54%
	<b>Cast Votes:</b>	26 83.87%	491 96.27%	370 94.87%	887 95.27%
	<b>Over Votes:</b>	0 0.00%	0 0.00%	0 0.00%	0 0.00%
	<b>Under Votes:</b>	5 16.13%	19 3.73%	20 5.13%	44 4.73%

**Fort Bend County Drainage District Election - Precinct Report — Official**  
**Fort Bend County, Texas — SPECIAL AND GENERAL ELECTION — November 05, 2019**

Total Number of Voters : 67,891 of 448,129 = 15.15%

Precincts Reporting 160 of 160 = 100.00%

Party	Candidate	Absentee	Early	Election	Total
-------	-----------	----------	-------	----------	-------

**Precinct 3142 (Ballots Cast: 852)**

**FORT BEND COUNTY DRAINAGE DISTRICT PROPOSITION A (FLOOD MITIGATION), Vote For 1**

FOR	16	69.57%	326	69.96%	231	67.94%	573	69.12%
AGAINST	7	30.43%	140	30.04%	109	32.06%	256	30.88%
<b>Cast Votes:</b>	23	100.00%	466	97.29%	340	97.14%	829	97.30%
<b>Over Votes:</b>	0	0.00%	0	0.00%	0	0.00%	0	0.00%
<b>Under Votes:</b>	0	0.00%	13	2.71%	10	2.86%	23	2.70%

**Fort Bend County Drainage District Election - Precinct Report — Official**  
**Fort Bend County, Texas — SPECIAL AND GENERAL ELECTION — November 05, 2019**

Total Number of Voters : 67,891 of 448,129 = 15.15%

Precincts Reporting 160 of 160 = 100.00%

Party	Candidate	Absentee	Early	Election	Total
<b>Precinct 3143 (Ballots Cast: 1,258)</b>					
<b>FORT BEND COUNTY DRAINAGE DISTRICT PROPOSITION A (FLOOD MITIGATION), Vote For 1</b>					
	FOR	30 66.67%	474 66.20%	296 66.82%	800 66.45%
	AGAINST	15 33.33%	242 33.80%	147 33.18%	404 33.55%
	<b>Cast Votes:</b>	45 95.74%	716 95.85%	443 95.47%	1,204 95.71%
	<b>Over Votes:</b>	0 0.00%	0 0.00%	0 0.00%	0 0.00%
	<b>Under Votes:</b>	2 4.26%	31 4.15%	21 4.53%	54 4.29%

**Fort Bend County Drainage District Election - Precinct Report — Official**  
**Fort Bend County, Texas — SPECIAL AND GENERAL ELECTION — November 05, 2019**

Total Number of Voters : 67,891 of 448,129 = 15.15%

Precincts Reporting 160 of 160 = 100.00%

Party	Candidate	Absentee	Early	Election	Total
<b>Precinct 3144 (Ballots Cast: 1,110)</b>					
<b>FORT BEND COUNTY DRAINAGE DISTRICT PROPOSITION A (FLOOD MITIGATION), Vote For 1</b>					
	FOR	90 71.43%	416 73.24%	249 67.12%	755 70.89%
	AGAINST	36 28.57%	152 26.76%	122 32.88%	310 29.11%
	<b>Cast Votes:</b>	126 90.65%	568 97.26%	371 95.87%	1,065 95.95%
	<b>Over Votes:</b>	0 0.00%	0 0.00%	0 0.00%	0 0.00%
	<b>Under Votes:</b>	13 9.35%	16 2.74%	16 4.13%	45 4.05%

**Fort Bend County Drainage District Election - Precinct Report — Official**  
**Fort Bend County, Texas — SPECIAL AND GENERAL ELECTION — November 05, 2019**

Total Number of Voters : 67,891 of 448,129 = 15.15%

Precincts Reporting 160 of 160 = 100.00%

Party	Candidate	Absentee	Early	Election	Total
<b>Precinct 3145 (Ballots Cast: 482)</b>					
<b>FORT BEND COUNTY DRAINAGE DISTRICT PROPOSITION A (FLOOD MITIGATION), Vote For 1</b>					
	FOR	13 72.22%	200 77.52%	123 64.74%	336 72.10%
	AGAINST	5 27.78%	58 22.48%	67 35.26%	130 27.90%
	<b>Cast Votes:</b>	18 94.74%	258 97.36%	190 95.96%	466 96.68%
	<b>Over Votes:</b>	0 0.00%	0 0.00%	0 0.00%	0 0.00%
	<b>Under Votes:</b>	1 5.26%	7 2.64%	8 4.04%	16 3.32%

**Fort Bend County Drainage District Election - Precinct Report — Official**  
**Fort Bend County, Texas — SPECIAL AND GENERAL ELECTION — November 05, 2019**

Total Number of Voters : 67,891 of 448,129 = 15.15%

Precincts Reporting 160 of 160 = 100.00%

Party	Candidate	Absentee	Early	Election	Total
<b>Precinct 3146 (Ballots Cast: 1,100)</b>					
<b>FORT BEND COUNTY DRAINAGE DISTRICT PROPOSITION A (FLOOD MITIGATION), Vote For 1</b>					
	FOR	13 72.22%	368 66.55%	306 64.42%	687 65.68%
	AGAINST	5 27.78%	185 33.45%	169 35.58%	359 34.32%
	<b>Cast Votes:</b>	18 94.74%	553 94.69%	475 95.57%	1,046 95.09%
	<b>Over Votes:</b>	0 0.00%	0 0.00%	0 0.00%	0 0.00%
	<b>Under Votes:</b>	1 5.26%	31 5.31%	22 4.43%	54 4.91%

**Fort Bend County Drainage District Election - Precinct Report — Official**  
**Fort Bend County, Texas — SPECIAL AND GENERAL ELECTION — November 05, 2019**

Total Number of Voters : 67,891 of 448,129 = 15.15%

Precincts Reporting 160 of 160 = 100.00%

Party	Candidate	Absentee	Early	Election	Total
<b>Precinct 3148 (Ballots Cast: 1,700)</b>					
<b>FORT BEND COUNTY DRAINAGE DISTRICT PROPOSITION A (FLOOD MITIGATION), Vote For 1</b>					
	FOR	35 54.69%	452 70.51%	577 62.38%	1,064 65.28%
	AGAINST	29 45.31%	189 29.49%	348 37.62%	566 34.72%
	<b>Cast Votes:</b>	64 92.75%	641 96.97%	925 95.36%	1,630 95.88%
	<b>Over Votes:</b>	0 0.00%	0 0.00%	0 0.00%	0 0.00%
	<b>Under Votes:</b>	5 7.25%	20 3.03%	45 4.64%	70 4.12%

**Fort Bend County Drainage District Election - Precinct Report — Official**  
**Fort Bend County, Texas — SPECIAL AND GENERAL ELECTION — November 05, 2019**

Total Number of Voters : 67,891 of 448,129 = 15.15%

Precincts Reporting 160 of 160 = 100.00%

Party	Candidate	Absentee	Early	Election	Total
<b>Precinct 3149 (Ballots Cast: 1,772)</b>					
<b>FORT BEND COUNTY DRAINAGE DISTRICT PROPOSITION A (FLOOD MITIGATION), Vote For 1</b>					
	FOR	67 72.04%	716 68.85%	347 63.55%	1,130 67.30%
	AGAINST	26 27.96%	324 31.15%	199 36.45%	549 32.70%
	<b>Cast Votes:</b>	93 93.00%	1,040 96.56%	546 91.76%	1,679 94.75%
	<b>Over Votes:</b>	0 0.00%	0 0.00%	0 0.00%	0 0.00%
	<b>Under Votes:</b>	7 7.00%	37 3.44%	49 8.24%	93 5.25%

**Fort Bend County Drainage District Election - Precinct Report — Official**  
**Fort Bend County, Texas — SPECIAL AND GENERAL ELECTION — November 05, 2019**

Total Number of Voters : 67,891 of 448,129 = 15.15%

Precincts Reporting 160 of 160 = 100.00%

Party	Candidate	Absentee	Early	Election	Total
<b>Precinct 3150 (Ballots Cast: 1,106)</b>					
<b>FORT BEND COUNTY DRAINAGE DISTRICT PROPOSITION A (FLOOD MITIGATION), Vote For 1</b>					
	FOR	52 69.33%	292 70.53%	410 73.87%	754 72.22%
	AGAINST	23 30.67%	122 29.47%	145 26.13%	290 27.78%
	<b>Cast Votes:</b>	75 92.59%	414 95.83%	555 93.59%	1,044 94.39%
	<b>Over Votes:</b>	0 0.00%	0 0.00%	0 0.00%	0 0.00%
	<b>Under Votes:</b>	6 7.41%	18 4.17%	38 6.41%	62 5.61%

**Fort Bend County Drainage District Election - Precinct Report — Official**  
**Fort Bend County, Texas — SPECIAL AND GENERAL ELECTION — November 05, 2019**

Total Number of Voters : 67,891 of 448,129 = 15.15%

Precincts Reporting 160 of 160 = 100.00%

Party	Candidate	Absentee	Early	Election	Total
<b>Precinct 3156 (Ballots Cast: 696)</b>					
<b>FORT BEND COUNTY DRAINAGE DISTRICT PROPOSITION A (FLOOD MITIGATION), Vote For 1</b>					
	FOR	42 67.74%	260 72.42%	164 67.77%	466 70.29%
	AGAINST	20 32.26%	99 27.58%	78 32.23%	197 29.71%
	<b>Cast Votes:</b>	62 95.38%	359 94.23%	242 96.80%	663 95.26%
	<b>Over Votes:</b>	0 0.00%	0 0.00%	0 0.00%	0 0.00%
	<b>Under Votes:</b>	3 4.62%	22 5.77%	8 3.20%	33 4.74%

**Fort Bend County Drainage District Election - Precinct Report — Official**  
**Fort Bend County, Texas — SPECIAL AND GENERAL ELECTION — November 05, 2019**

Total Number of Voters : 67,891 of 448,129 = 15.15%

Precincts Reporting 160 of 160 = 100.00%

Party	Candidate	Absentee	Early	Election	Total
<b>Precinct 3159 (Ballots Cast: 489)</b>					
<b>FORT BEND COUNTY DRAINAGE DISTRICT PROPOSITION A (FLOOD MITIGATION), Vote For 1</b>					
	FOR	6 100.00%	148 63.79%	155 68.58%	309 66.59%
	AGAINST	0 0.00%	84 36.21%	71 31.42%	155 33.41%
	<b>Cast Votes:</b>	6 85.71%	232 93.93%	226 96.17%	464 94.89%
	<b>Over Votes:</b>	0 0.00%	0 0.00%	0 0.00%	0 0.00%
	<b>Under Votes:</b>	1 14.29%	15 6.07%	9 3.83%	25 5.11%

**Fort Bend County Drainage District Election - Precinct Report — Official**  
**Fort Bend County, Texas — SPECIAL AND GENERAL ELECTION — November 05, 2019**

Total Number of Voters : 67,891 of 448,129 = 15.15%

Precincts Reporting 160 of 160 = 100.00%

Party	Candidate	Absentee	Early	Election	Total
-------	-----------	----------	-------	----------	-------

**Precinct 3160 (Ballots Cast: 253)**

**FORT BEND COUNTY DRAINAGE DISTRICT PROPOSITION A (FLOOD MITIGATION), Vote For 1**

FOR	7	70.00%	93	80.87%	93	78.15%	193	79.10%
AGAINST	3	30.00%	22	19.13%	26	21.85%	51	20.90%
<b>Cast Votes:</b>	10	100.00%	115	98.29%	119	94.44%	244	96.44%
<b>Over Votes:</b>	0	0.00%	0	0.00%	0	0.00%	0	0.00%
<b>Under Votes:</b>	0	0.00%	2	1.71%	7	5.56%	9	3.56%

**Fort Bend County Drainage District Election - Precinct Report — Official**  
**Fort Bend County, Texas — SPECIAL AND GENERAL ELECTION — November 05, 2019**

Total Number of Voters : 67,891 of 448,129 = 15.15%

Precincts Reporting 160 of 160 = 100.00%

Party	Candidate	Absentee	Early	Election	Total
<b>Precinct 4011 (Ballots Cast: 283)</b>					
<b>FORT BEND COUNTY DRAINAGE DISTRICT PROPOSITION A (FLOOD MITIGATION), Vote For 1</b>					
	FOR	5 71.43%	73 67.59%	109 66.46%	187 67.03%
	AGAINST	2 28.57%	35 32.41%	55 33.54%	92 32.97%
	<b>Cast Votes:</b>	7 100.00%	108 100.00%	164 97.62%	279 98.59%
	<b>Over Votes:</b>	0 0.00%	0 0.00%	0 0.00%	0 0.00%
	<b>Under Votes:</b>	0 0.00%	0 0.00%	4 2.38%	4 1.41%

**Fort Bend County Drainage District Election - Precinct Report — Official**  
**Fort Bend County, Texas — SPECIAL AND GENERAL ELECTION — November 05, 2019**

Total Number of Voters : 67,891 of 448,129 = 15.15%

Precincts Reporting 160 of 160 = 100.00%

Party	Candidate	Absentee	Early	Election	Total
<b>Precinct 4020 (Ballots Cast: 490)</b>					
<b>FORT BEND COUNTY DRAINAGE DISTRICT PROPOSITION A (FLOOD MITIGATION), Vote For 1</b>					
	FOR	17 62.96%	117 68.82%	181 64.87%	315 66.18%
	AGAINST	10 37.04%	53 31.18%	98 35.13%	161 33.82%
	<b>Cast Votes:</b>	27 100.00%	170 98.84%	279 95.88%	476 97.14%
	<b>Over Votes:</b>	0 0.00%	0 0.00%	0 0.00%	0 0.00%
	<b>Under Votes:</b>	0 0.00%	2 1.16%	12 4.12%	14 2.86%

**Fort Bend County Drainage District Election - Precinct Report — Official**  
**Fort Bend County, Texas — SPECIAL AND GENERAL ELECTION — November 05, 2019**

Total Number of Voters : 67,891 of 448,129 = 15.15%

Precincts Reporting 160 of 160 = 100.00%

Party	Candidate	Absentee	Early	Election	Total
<b>Precinct 4026 (Ballots Cast: 415)</b>					
<b>FORT BEND COUNTY DRAINAGE DISTRICT PROPOSITION A (FLOOD MITIGATION), Vote For 1</b>					
	FOR	11 78.57%	108 76.06%	189 75.90%	308 76.05%
	AGAINST	3 21.43%	34 23.94%	60 24.10%	97 23.95%
	<b>Cast Votes:</b>	14 100.00%	142 99.30%	249 96.51%	405 97.59%
	<b>Over Votes:</b>	0 0.00%	0 0.00%	0 0.00%	0 0.00%
	<b>Under Votes:</b>	0 0.00%	1 0.70%	9 3.49%	10 2.41%

**Fort Bend County Drainage District Election - Precinct Report — Official**  
**Fort Bend County, Texas — SPECIAL AND GENERAL ELECTION — November 05, 2019**

Page 121 of 160

11/12/2019 11:17 AM

Total Number of Voters : 67,891 of 448,129 = 15.15%

Precincts Reporting 160 of 160 = 100.00%

Party	Candidate	Absentee	Early	Election	Total
<b>Precinct 4027 (Ballots Cast: 0)</b>					
<b>FORT BEND COUNTY DRAINAGE DISTRICT PROPOSITION A (FLOOD MITIGATION), Vote For 1</b>					
	FOR	0 0.00%	0 0.00%	0 0.00%	0 0.00%
	AGAINST	0 0.00%	0 0.00%	0 0.00%	0 0.00%
	<b>Cast Votes:</b>	0 0.00%	0 0.00%	0 0.00%	0 0.00%
	<b>Over Votes:</b>	0 0.00%	0 0.00%	0 0.00%	0 0.00%
	<b>Under Votes:</b>	0 0.00%	0 0.00%	0 0.00%	0 0.00%

**Fort Bend County Drainage District Election - Precinct Report — Official**  
**Fort Bend County, Texas — SPECIAL AND GENERAL ELECTION — November 05, 2019**

Page 122 of 160

11/12/2019 11:17 AM

Total Number of Voters : 67,891 of 448,129 = 15.15%

Precincts Reporting 160 of 160 = 100.00%

Party	Candidate	Absentee	Early	Election	Total
<b>Precinct 4028 (Ballots Cast: 545)</b>					
<b>FORT BEND COUNTY DRAINAGE DISTRICT PROPOSITION A (FLOOD MITIGATION), Vote For 1</b>					
	FOR	15 83.33%	199 73.43%	147 65.63%	361 70.37%
	AGAINST	3 16.67%	72 26.57%	77 34.38%	152 29.63%
	<b>Cast Votes:</b>	18 100.00%	271 94.76%	224 92.95%	513 94.13%
	<b>Over Votes:</b>	0 0.00%	0 0.00%	0 0.00%	0 0.00%
	<b>Under Votes:</b>	0 0.00%	15 5.24%	17 7.05%	32 5.87%

**Fort Bend County Drainage District Election - Precinct Report — Official**  
**Fort Bend County, Texas — SPECIAL AND GENERAL ELECTION — November 05, 2019**

Page 123 of 160

11/12/2019 11:17 AM

Total Number of Voters : 67,891 of 448,129 = 15.15%

Precincts Reporting 160 of 160 = 100.00%

Party	Candidate	Absentee	Early	Election	Total
<b>Precinct 4029 (Ballots Cast: 389)</b>					
<b>FORT BEND COUNTY DRAINAGE DISTRICT PROPOSITION A (FLOOD MITIGATION), Vote For 1</b>					
	FOR	13 86.67%	102 71.33%	144 64.86%	259 68.16%
	AGAINST	2 13.33%	41 28.67%	78 35.14%	121 31.84%
	<b>Cast Votes:</b>	15 100.00%	143 97.95%	222 97.37%	380 97.69%
	<b>Over Votes:</b>	0 0.00%	0 0.00%	0 0.00%	0 0.00%
	<b>Under Votes:</b>	0 0.00%	3 2.05%	6 2.63%	9 2.31%

**Fort Bend County Drainage District Election - Precinct Report — Official**  
**Fort Bend County, Texas — SPECIAL AND GENERAL ELECTION — November 05, 2019**

Page 124 of 160

11/12/2019 11:17 AM

Total Number of Voters : 67,891 of 448,129 = 15.15%

Precincts Reporting 160 of 160 = 100.00%

Party	Candidate	Absentee	Early	Election	Total
<b>Precinct 4030 (Ballots Cast: 845)</b>					
<b>FORT BEND COUNTY DRAINAGE DISTRICT PROPOSITION A (FLOOD MITIGATION), Vote For 1</b>					
	FOR	9 75.00%	367 76.14%	218 69.87%	594 73.70%
	AGAINST	3 25.00%	115 23.86%	94 30.13%	212 26.30%
	<b>Cast Votes:</b>	12 92.31%	482 95.63%	312 95.12%	806 95.38%
	<b>Over Votes:</b>	0 0.00%	0 0.00%	0 0.00%	0 0.00%
	<b>Under Votes:</b>	1 7.69%	22 4.37%	16 4.88%	39 4.62%

**Fort Bend County Drainage District Election - Precinct Report — Official**  
**Fort Bend County, Texas — SPECIAL AND GENERAL ELECTION — November 05, 2019**

Page 125 of 160

11/12/2019 11:17 AM

Total Number of Voters : 67,891 of 448,129 = 15.15%

Precincts Reporting 160 of 160 = 100.00%

Party	Candidate	Absentee	Early	Election	Total
<b>Precinct 4035 (Ballots Cast: 213)</b>					
<b>FORT BEND COUNTY DRAINAGE DISTRICT PROPOSITION A (FLOOD MITIGATION), Vote For 1</b>					
	FOR	1 100.00%	63 76.83%	90 74.38%	154 75.49%
	AGAINST	0 0.00%	19 23.17%	31 25.62%	50 24.51%
	<b>Cast Votes:</b>	1 100.00%	82 96.47%	121 95.28%	204 95.77%
	<b>Over Votes:</b>	0 0.00%	0 0.00%	0 0.00%	0 0.00%
	<b>Under Votes:</b>	0 0.00%	3 3.53%	6 4.72%	9 4.23%

**Fort Bend County Drainage District Election - Precinct Report — Official**  
**Fort Bend County, Texas — SPECIAL AND GENERAL ELECTION — November 05, 2019**

Total Number of Voters : 67,891 of 448,129 = 15.15%

Precincts Reporting 160 of 160 = 100.00%

Party	Candidate	Absentee	Early	Election	Total
<b>Precinct 4039 (Ballots Cast: 78)</b>					
<b>FORT BEND COUNTY DRAINAGE DISTRICT PROPOSITION A (FLOOD MITIGATION), Vote For 1</b>					
	FOR	5 100.00%	23 92.00%	41 89.13%	69 90.79%
	AGAINST	0 0.00%	2 8.00%	5 10.87%	7 9.21%
	<b>Cast Votes:</b>	5 100.00%	25 96.15%	46 97.87%	76 97.44%
	<b>Over Votes:</b>	0 0.00%	0 0.00%	0 0.00%	0 0.00%
	<b>Under Votes:</b>	0 0.00%	1 3.85%	1 2.13%	2 2.56%

**Fort Bend County Drainage District Election - Precinct Report — Official**  
**Fort Bend County, Texas — SPECIAL AND GENERAL ELECTION — November 05, 2019**

Total Number of Voters : 67,891 of 448,129 = 15.15%

Precincts Reporting 160 of 160 = 100.00%

Party	Candidate	Absentee	Early	Election	Total
<b>Precinct 4042 (Ballots Cast: 189)</b>					
<b>FORT BEND COUNTY DRAINAGE DISTRICT PROPOSITION A (FLOOD MITIGATION), Vote For 1</b>					
	FOR	19 82.61%	33 55.93%	68 66.02%	120 64.86%
	AGAINST	4 17.39%	26 44.07%	35 33.98%	65 35.14%
	<b>Cast Votes:</b>	23 100.00%	59 96.72%	103 98.10%	185 97.88%
	<b>Over Votes:</b>	0 0.00%	0 0.00%	0 0.00%	0 0.00%
	<b>Under Votes:</b>	0 0.00%	2 3.28%	2 1.90%	4 2.12%

**Fort Bend County Drainage District Election - Precinct Report — Official**  
**Fort Bend County, Texas — SPECIAL AND GENERAL ELECTION — November 05, 2019**

Total Number of Voters : 67,891 of 448,129 = 15.15%

Precincts Reporting 160 of 160 = 100.00%

Party	Candidate	Absentee	Early	Election	Total
<b>Precinct 4044 (Ballots Cast: 344)</b>					
<b>FORT BEND COUNTY DRAINAGE DISTRICT PROPOSITION A (FLOOD MITIGATION), Vote For 1</b>					
	FOR	6 100.00%	102 80.31%	147 71.71%	255 75.44%
	AGAINST	0 0.00%	25 19.69%	58 28.29%	83 24.56%
	<b>Cast Votes:</b>	6 100.00%	127 98.45%	205 98.09%	338 98.26%
	<b>Over Votes:</b>	0 0.00%	0 0.00%	0 0.00%	0 0.00%
	<b>Under Votes:</b>	0 0.00%	2 1.55%	4 1.91%	6 1.74%

**Fort Bend County Drainage District Election - Precinct Report — Official**  
**Fort Bend County, Texas — SPECIAL AND GENERAL ELECTION — November 05, 2019**

Page 129 of 160

11/12/2019 11:17 AM

Total Number of Voters : 67,891 of 448,129 = 15.15%

Precincts Reporting 160 of 160 = 100.00%

Party	Candidate	Absentee	Early	Election	Total
<b>Precinct 4045 (Ballots Cast: 205)</b>					
<b>FORT BEND COUNTY DRAINAGE DISTRICT PROPOSITION A (FLOOD MITIGATION), Vote For 1</b>					
	FOR	0 0.00%	42 73.68%	100 69.93%	142 71.00%
	AGAINST	0 0.00%	15 26.32%	43 30.07%	58 29.00%
	<b>Cast Votes:</b>	0 0.00%	57 96.61%	143 97.95%	200 97.56%
	<b>Over Votes:</b>	0 0.00%	0 0.00%	0 0.00%	0 0.00%
	<b>Under Votes:</b>	0 0.00%	2 3.39%	3 2.05%	5 2.44%

**Fort Bend County Drainage District Election - Precinct Report — Official**  
**Fort Bend County, Texas — SPECIAL AND GENERAL ELECTION — November 05, 2019**

Total Number of Voters : 67,891 of 448,129 = 15.15%

Precincts Reporting 160 of 160 = 100.00%

Party	Candidate	Absentee	Early	Election	Total
-------	-----------	----------	-------	----------	-------

**Precinct 4046 (Ballots Cast: 455)**

**FORT BEND COUNTY DRAINAGE DISTRICT PROPOSITION A (FLOOD MITIGATION), Vote For 1**

FOR	6	75.00%	120	75.95%	196	69.75%	322	72.04%
AGAINST	2	25.00%	38	24.05%	85	30.25%	125	27.96%
<b>Cast Votes:</b>	<b>8</b>	<b>100.00%</b>	<b>158</b>	<b>97.53%</b>	<b>281</b>	<b>98.60%</b>	<b>447</b>	<b>98.24%</b>
<b>Over Votes:</b>	<b>0</b>	<b>0.00%</b>	<b>0</b>	<b>0.00%</b>	<b>0</b>	<b>0.00%</b>	<b>0</b>	<b>0.00%</b>
<b>Under Votes:</b>	<b>0</b>	<b>0.00%</b>	<b>4</b>	<b>2.47%</b>	<b>4</b>	<b>1.40%</b>	<b>8</b>	<b>1.76%</b>

**Fort Bend County Drainage District Election - Precinct Report — Official**  
**Fort Bend County, Texas — SPECIAL AND GENERAL ELECTION — November 05, 2019**

Page 131 of 160

11/12/2019 11:17 AM

Total Number of Voters : 67,891 of 448,129 = 15.15%

Precincts Reporting 160 of 160 = 100.00%

Party	Candidate	Absentee	Early	Election	Total
<b>Precinct 4047 (Ballots Cast: 98)</b>					
<b>FORT BEND COUNTY DRAINAGE DISTRICT PROPOSITION A (FLOOD MITIGATION), Vote For 1</b>					
	FOR	2 100.00%	34 77.27%	32 65.31%	68 71.58%
	AGAINST	0 0.00%	10 22.73%	17 34.69%	27 28.42%
	<b>Cast Votes:</b>	2 66.67%	44 97.78%	49 98.00%	95 96.94%
	<b>Over Votes:</b>	0 0.00%	0 0.00%	0 0.00%	0 0.00%
	<b>Under Votes:</b>	1 33.33%	1 2.22%	1 2.00%	3 3.06%

**Fort Bend County Drainage District Election - Precinct Report — Official**  
**Fort Bend County, Texas — SPECIAL AND GENERAL ELECTION — November 05, 2019**

Page 132 of 160

11/12/2019 11:17 AM

Total Number of Voters : 67,891 of 448,129 = 15.15%

Precincts Reporting 160 of 160 = 100.00%

Party	Candidate	Absentee	Early	Election	Total
<b>Precinct 4049 (Ballots Cast: 530)</b>					
<b>FORT BEND COUNTY DRAINAGE DISTRICT PROPOSITION A (FLOOD MITIGATION), Vote For 1</b>					
	FOR	5 100.00%	170 75.56%	198 74.44%	373 75.20%
	AGAINST	0 0.00%	55 24.44%	68 25.56%	123 24.80%
	<b>Cast Votes:</b>	5 100.00%	225 94.54%	266 92.68%	496 93.58%
	<b>Over Votes:</b>	0 0.00%	0 0.00%	0 0.00%	0 0.00%
	<b>Under Votes:</b>	0 0.00%	13 5.46%	21 7.32%	34 6.42%

**Fort Bend County Drainage District Election - Precinct Report — Official**  
**Fort Bend County, Texas — SPECIAL AND GENERAL ELECTION — November 05, 2019**

Total Number of Voters : 67,891 of 448,129 = 15.15%

Precincts Reporting 160 of 160 = 100.00%

Party	Candidate	Absentee	Early	Election	Total
<b>Precinct 4062 (Ballots Cast: 681)</b>					
<b>FORT BEND COUNTY DRAINAGE DISTRICT PROPOSITION A (FLOOD MITIGATION), Vote For 1</b>					
	FOR	5 100.00%	232 74.12%	255 74.78%	492 74.66%
	AGAINST	0 0.00%	81 25.88%	86 25.22%	167 25.34%
	<b>Cast Votes:</b>	5 100.00%	313 96.60%	341 96.88%	659 96.77%
	<b>Over Votes:</b>	0 0.00%	0 0.00%	0 0.00%	0 0.00%
	<b>Under Votes:</b>	0 0.00%	11 3.40%	11 3.13%	22 3.23%

**Fort Bend County Drainage District Election - Precinct Report — Official**  
**Fort Bend County, Texas — SPECIAL AND GENERAL ELECTION — November 05, 2019**

Page 134 of 160

11/12/2019 11:17 AM

Total Number of Voters : 67,891 of 448,129 = 15.15%

Precincts Reporting 160 of 160 = 100.00%

Party	Candidate	Absentee	Early	Election	Total
<b>Precinct 4064 (Ballots Cast: 155)</b>					
<b>FORT BEND COUNTY DRAINAGE DISTRICT PROPOSITION A (FLOOD MITIGATION), Vote For 1</b>					
	FOR	2 100.00%	46 69.70%	64 76.19%	112 73.68%
	AGAINST	0 0.00%	20 30.30%	20 23.81%	40 26.32%
	<b>Cast Votes:</b>	2 100.00%	66 100.00%	84 96.55%	152 98.06%
	<b>Over Votes:</b>	0 0.00%	0 0.00%	0 0.00%	0 0.00%
	<b>Under Votes:</b>	0 0.00%	0 0.00%	3 3.45%	3 1.94%

**Fort Bend County Drainage District Election - Precinct Report — Official**  
**Fort Bend County, Texas — SPECIAL AND GENERAL ELECTION — November 05, 2019**

Total Number of Voters : 67,891 of 448,129 = 15.15%

Precincts Reporting 160 of 160 = 100.00%

Party	Candidate	Absentee	Early	Election	Total
-------	-----------	----------	-------	----------	-------

**Precinct 4065 (Ballots Cast: 643)**

**FORT BEND COUNTY DRAINAGE DISTRICT PROPOSITION A (FLOOD MITIGATION), Vote For 1**

FOR	10	76.92%	213	76.90%	264	80.00%	487	78.55%
AGAINST	3	23.08%	64	23.10%	66	20.00%	133	21.45%
<b>Cast Votes:</b>	13	100.00%	277	97.54%	330	95.38%	620	96.42%
<b>Over Votes:</b>	0	0.00%	0	0.00%	0	0.00%	0	0.00%
<b>Under Votes:</b>	0	0.00%	7	2.46%	16	4.62%	23	3.58%

**Fort Bend County Drainage District Election - Precinct Report — Official**  
**Fort Bend County, Texas — SPECIAL AND GENERAL ELECTION — November 05, 2019**

Page 136 of 160

11/12/2019 11:17 AM

Total Number of Voters : 67,891 of 448,129 = 15.15%

Precincts Reporting 160 of 160 = 100.00%

Party	Candidate	Absentee	Early	Election	Total
<b>Precinct 4071 (Ballots Cast: 94)</b>					
<b>FORT BEND COUNTY DRAINAGE DISTRICT PROPOSITION A (FLOOD MITIGATION), Vote For 1</b>					
	FOR	2 40.00%	27 79.41%	38 76.00%	67 75.28%
	AGAINST	3 60.00%	7 20.59%	12 24.00%	22 24.72%
	<b>Cast Votes:</b>	5 100.00%	34 97.14%	50 92.59%	89 94.68%
	<b>Over Votes:</b>	0 0.00%	0 0.00%	0 0.00%	0 0.00%
	<b>Under Votes:</b>	0 0.00%	1 2.86%	4 7.41%	5 5.32%

**Fort Bend County Drainage District Election - Precinct Report — Official**  
**Fort Bend County, Texas — SPECIAL AND GENERAL ELECTION — November 05, 2019**

Page 137 of 160

11/12/2019 11:17 AM

Total Number of Voters : 67,891 of 448,129 = 15.15%

Precincts Reporting 160 of 160 = 100.00%

Party	Candidate	Absentee	Early	Election	Total
-------	-----------	----------	-------	----------	-------

**Precinct 4079 (Ballots Cast: 53)**

**FORT BEND COUNTY DRAINAGE DISTRICT PROPOSITION A (FLOOD MITIGATION), Vote For 1**

FOR	0	0.00%	13	59.09%	19	63.33%	32	60.38%
AGAINST	1	100.00%	9	40.91%	11	36.67%	21	39.62%
<b>Cast Votes:</b>	1	100.00%	22	100.00%	30	100.00%	53	100.00%
<b>Over Votes:</b>	0	0.00%	0	0.00%	0	0.00%	0	0.00%
<b>Under Votes:</b>	0	0.00%	0	0.00%	0	0.00%	0	0.00%

**Fort Bend County Drainage District Election - Precinct Report — Official**  
**Fort Bend County, Texas — SPECIAL AND GENERAL ELECTION — November 05, 2019**

Page 138 of 160

11/12/2019 11:17 AM

Total Number of Voters : 67,891 of 448,129 = 15.15%

Precincts Reporting 160 of 160 = 100.00%

Party	Candidate	Absentee	Early	Election	Total
<b>Precinct 4080 (Ballots Cast: 126)</b>					
<b>FORT BEND COUNTY DRAINAGE DISTRICT PROPOSITION A (FLOOD MITIGATION), Vote For 1</b>					
	FOR	1 100.00%	39 78.00%	52 70.27%	92 73.60%
	AGAINST	0 0.00%	11 22.00%	22 29.73%	33 26.40%
	<b>Cast Votes:</b>	1 100.00%	50 100.00%	74 98.67%	125 99.21%
	<b>Over Votes:</b>	0 0.00%	0 0.00%	0 0.00%	0 0.00%
	<b>Under Votes:</b>	0 0.00%	0 0.00%	1 1.33%	1 0.79%

**Fort Bend County Drainage District Election - Precinct Report — Official**  
**Fort Bend County, Texas — SPECIAL AND GENERAL ELECTION — November 05, 2019**

Page 139 of 160

11/12/2019 11:17 AM

Total Number of Voters : 67,891 of 448,129 = 15.15%

Precincts Reporting 160 of 160 = 100.00%

Party	Candidate	Absentee	Early	Election	Total
<b>Precinct 4082 (Ballots Cast: 1,304)</b>					
<b>FORT BEND COUNTY DRAINAGE DISTRICT PROPOSITION A (FLOOD MITIGATION), Vote For 1</b>					
	FOR	43 68.25%	369 67.46%	427 66.61%	839 67.07%
	AGAINST	20 31.75%	178 32.54%	214 33.39%	412 32.93%
	<b>Cast Votes:</b>	63 90.00%	547 96.13%	641 96.39%	1,251 95.94%
	<b>Over Votes:</b>	0 0.00%	0 0.00%	0 0.00%	0 0.00%
	<b>Under Votes:</b>	7 10.00%	22 3.87%	24 3.61%	53 4.06%

**Fort Bend County Drainage District Election - Precinct Report — Official**  
**Fort Bend County, Texas — SPECIAL AND GENERAL ELECTION — November 05, 2019**

Total Number of Voters : 67,891 of 448,129 = 15.15%

Precincts Reporting 160 of 160 = 100.00%

Party	Candidate	Absentee	Early	Election	Total
<b>Precinct 4084 (Ballots Cast: 253)</b>					
<b>FORT BEND COUNTY DRAINAGE DISTRICT PROPOSITION A (FLOOD MITIGATION), Vote For 1</b>					
	FOR	1 50.00%	75 71.43%	99 71.22%	175 71.14%
	AGAINST	1 50.00%	30 28.57%	40 28.78%	71 28.86%
	<b>Cast Votes:</b>	2 100.00%	105 98.13%	139 96.53%	246 97.23%
	<b>Over Votes:</b>	0 0.00%	0 0.00%	0 0.00%	0 0.00%
	<b>Under Votes:</b>	0 0.00%	2 1.87%	5 3.47%	7 2.77%

**Fort Bend County Drainage District Election - Precinct Report — Official**  
**Fort Bend County, Texas — SPECIAL AND GENERAL ELECTION — November 05, 2019**

Page 141 of 160

11/12/2019 11:17 AM

Total Number of Voters : 67,891 of 448,129 = 15.15%

Precincts Reporting 160 of 160 = 100.00%

Party	Candidate	Absentee	Early	Election	Total
<b>Precinct 4086 (Ballots Cast: 136)</b>					
<b>FORT BEND COUNTY DRAINAGE DISTRICT PROPOSITION A (FLOOD MITIGATION), Vote For 1</b>					
	FOR	0 0.00%	33 75.00%	66 75.00%	99 74.44%
	AGAINST	1 100.00%	11 25.00%	22 25.00%	34 25.56%
	<b>Cast Votes:</b>	1 100.00%	44 100.00%	88 96.70%	133 97.79%
	<b>Over Votes:</b>	0 0.00%	0 0.00%	0 0.00%	0 0.00%
	<b>Under Votes:</b>	0 0.00%	0 0.00%	3 3.30%	3 2.21%

**Fort Bend County Drainage District Election - Precinct Report — Official**  
**Fort Bend County, Texas — SPECIAL AND GENERAL ELECTION — November 05, 2019**

Page 142 of 160

11/12/2019 11:17 AM

Total Number of Voters : 67,891 of 448,129 = 15.15%

Precincts Reporting 160 of 160 = 100.00%

Party	Candidate	Absentee	Early	Election	Total
<b>Precinct 4102 (Ballots Cast: 204)</b>					
<b>FORT BEND COUNTY DRAINAGE DISTRICT PROPOSITION A (FLOOD MITIGATION), Vote For 1</b>					
	FOR	2 66.67%	50 79.37%	92 68.66%	144 72.00%
	AGAINST	1 33.33%	13 20.63%	42 31.34%	56 28.00%
	<b>Cast Votes:</b>	3 100.00%	63 100.00%	134 97.10%	200 98.04%
	<b>Over Votes:</b>	0 0.00%	0 0.00%	0 0.00%	0 0.00%
	<b>Under Votes:</b>	0 0.00%	0 0.00%	4 2.90%	4 1.96%

**Fort Bend County Drainage District Election - Precinct Report — Official**  
**Fort Bend County, Texas — SPECIAL AND GENERAL ELECTION — November 05, 2019**

Page 143 of 160

11/12/2019 11:17 AM

Total Number of Voters : 67,891 of 448,129 = 15.15%

Precincts Reporting 160 of 160 = 100.00%

Party	Candidate	Absentee	Early	Election	Total
<b>Precinct 4105 (Ballots Cast: 234)</b>					
<b>FORT BEND COUNTY DRAINAGE DISTRICT PROPOSITION A (FLOOD MITIGATION), Vote For 1</b>					
	FOR	8 53.33%	53 59.55%	87 69.60%	148 64.63%
	AGAINST	7 46.67%	36 40.45%	38 30.40%	81 35.37%
	<b>Cast Votes:</b>	15 100.00%	89 98.89%	125 96.90%	229 97.86%
	<b>Over Votes:</b>	0 0.00%	0 0.00%	0 0.00%	0 0.00%
	<b>Under Votes:</b>	0 0.00%	1 1.11%	4 3.10%	5 2.14%

**Fort Bend County Drainage District Election - Precinct Report — Official**  
**Fort Bend County, Texas — SPECIAL AND GENERAL ELECTION — November 05, 2019**

Page 144 of 160

11/12/2019 11:17 AM

Total Number of Voters : 67,891 of 448,129 = 15.15%

Precincts Reporting 160 of 160 = 100.00%

Party	Candidate	Absentee	Early	Election	Total
<b>Precinct 4107 (Ballots Cast: 386)</b>					
<b>FORT BEND COUNTY DRAINAGE DISTRICT PROPOSITION A (FLOOD MITIGATION), Vote For 1</b>					
	FOR	26 96.30%	82 75.23%	154 64.17%	262 69.68%
	AGAINST	1 3.70%	27 24.77%	86 35.83%	114 30.32%
	<b>Cast Votes:</b>	27 96.43%	109 96.46%	240 97.96%	376 97.41%
	<b>Over Votes:</b>	0 0.00%	0 0.00%	0 0.00%	0 0.00%
	<b>Under Votes:</b>	1 3.57%	4 3.54%	5 2.04%	10 2.59%

**Fort Bend County Drainage District Election - Precinct Report — Official**  
**Fort Bend County, Texas — SPECIAL AND GENERAL ELECTION — November 05, 2019**

Total Number of Voters : 67,891 of 448,129 = 15.15%

Precincts Reporting 160 of 160 = 100.00%

Party	Candidate	Absentee	Early	Election	Total
-------	-----------	----------	-------	----------	-------

**Precinct 4110 (Ballots Cast: 318)**

**FORT BEND COUNTY DRAINAGE DISTRICT PROPOSITION A (FLOOD MITIGATION), Vote For 1**

FOR	7	87.50%	73	68.22%	135	70.68%	215	70.26%
AGAINST	1	12.50%	34	31.78%	56	29.32%	91	29.74%
<b>Cast Votes:</b>	8	100.00%	107	98.17%	191	95.02%	306	96.23%
<b>Over Votes:</b>	0	0.00%	0	0.00%	0	0.00%	0	0.00%
<b>Under Votes:</b>	0	0.00%	2	1.83%	10	4.98%	12	3.77%

**Fort Bend County Drainage District Election - Precinct Report — Official**  
**Fort Bend County, Texas — SPECIAL AND GENERAL ELECTION — November 05, 2019**

Page 146 of 160

11/12/2019 11:17 AM

Total Number of Voters : 67,891 of 448,129 = 15.15%

Precincts Reporting 160 of 160 = 100.00%

Party	Candidate	Absentee	Early	Election	Total
<b>Precinct 4111 (Ballots Cast: 172)</b>					
<b>FORT BEND COUNTY DRAINAGE DISTRICT PROPOSITION A (FLOOD MITIGATION), Vote For 1</b>					
	FOR	3 100.00%	39 60.00%	72 72.00%	114 67.86%
	AGAINST	0 0.00%	26 40.00%	28 28.00%	54 32.14%
	<b>Cast Votes:</b>	3 100.00%	65 97.01%	100 98.04%	168 97.67%
	<b>Over Votes:</b>	0 0.00%	0 0.00%	0 0.00%	0 0.00%
	<b>Under Votes:</b>	0 0.00%	2 2.99%	2 1.96%	4 2.33%

**Fort Bend County Drainage District Election - Precinct Report — Official**  
**Fort Bend County, Texas — SPECIAL AND GENERAL ELECTION — November 05, 2019**

Page 147 of 160

11/12/2019 11:17 AM

Total Number of Voters : 67,891 of 448,129 = 15.15%

Precincts Reporting 160 of 160 = 100.00%

Party	Candidate	Absentee	Early	Election	Total
<b>Precinct 4117 (Ballots Cast: 806)</b>					
<b>FORT BEND COUNTY DRAINAGE DISTRICT PROPOSITION A (FLOOD MITIGATION), Vote For 1</b>					
	FOR	18 69.23%	196 71.01%	333 72.55%	547 71.88%
	AGAINST	8 30.77%	80 28.99%	126 27.45%	214 28.12%
	<b>Cast Votes:</b>	26 86.67%	276 92.62%	459 96.03%	761 94.42%
	<b>Over Votes:</b>	0 0.00%	0 0.00%	0 0.00%	0 0.00%
	<b>Under Votes:</b>	4 13.33%	22 7.38%	19 3.97%	45 5.58%

**Fort Bend County Drainage District Election - Precinct Report — Official**  
**Fort Bend County, Texas — SPECIAL AND GENERAL ELECTION — November 05, 2019**

Page 148 of 160

11/12/2019 11:17 AM

Total Number of Voters : 67,891 of 448,129 = 15.15%

Precincts Reporting 160 of 160 = 100.00%

Party	Candidate	Absentee	Early	Election	Total
<b>Precinct 4119 (Ballots Cast: 446)</b>					
<b>FORT BEND COUNTY DRAINAGE DISTRICT PROPOSITION A (FLOOD MITIGATION), Vote For 1</b>					
	FOR	0 0.00%	132 79.04%	183 67.78%	315 71.59%
	AGAINST	3 100.00%	35 20.96%	87 32.22%	125 28.41%
	<b>Cast Votes:</b>	3 100.00%	167 100.00%	270 97.83%	440 98.65%
	<b>Over Votes:</b>	0 0.00%	0 0.00%	0 0.00%	0 0.00%
	<b>Under Votes:</b>	0 0.00%	0 0.00%	6 2.17%	6 1.35%

**Fort Bend County Drainage District Election - Precinct Report — Official**  
**Fort Bend County, Texas — SPECIAL AND GENERAL ELECTION — November 05, 2019**

Page 149 of 160

11/12/2019 11:17 AM

Total Number of Voters : 67,891 of 448,129 = 15.15%

Precincts Reporting 160 of 160 = 100.00%

Party	Candidate	Absentee	Early	Election	Total
-------	-----------	----------	-------	----------	-------

**Precinct 4121 (Ballots Cast: 62)**

**FORT BEND COUNTY DRAINAGE DISTRICT PROPOSITION A (FLOOD MITIGATION), Vote For 1**

FOR	1	100.00%	22	73.33%	26	86.67%	49	80.33%
AGAINST	0	0.00%	8	26.67%	4	13.33%	12	19.67%
<b>Cast Votes:</b>	1	100.00%	30	100.00%	30	96.77%	61	98.39%
<b>Over Votes:</b>	0	0.00%	0	0.00%	0	0.00%	0	0.00%
<b>Under Votes:</b>	0	0.00%	0	0.00%	1	3.23%	1	1.61%

**Fort Bend County Drainage District Election - Precinct Report — Official**  
**Fort Bend County, Texas — SPECIAL AND GENERAL ELECTION — November 05, 2019**

Total Number of Voters : 67,891 of 448,129 = 15.15%

Precincts Reporting 160 of 160 = 100.00%

Party	Candidate	Absentee	Early	Election	Total
<b>Precinct 4124 (Ballots Cast: 302)</b>					
<b>FORT BEND COUNTY DRAINAGE DISTRICT PROPOSITION A (FLOOD MITIGATION), Vote For 1</b>					
	FOR	9 69.23%	71 73.96%	151 79.47%	231 77.26%
	AGAINST	4 30.77%	25 26.04%	39 20.53%	68 22.74%
	<b>Cast Votes:</b>	13 100.00%	96 98.97%	190 98.96%	299 99.01%
	<b>Over Votes:</b>	0 0.00%	0 0.00%	0 0.00%	0 0.00%
	<b>Under Votes:</b>	0 0.00%	1 1.03%	2 1.04%	3 0.99%

**Fort Bend County Drainage District Election - Precinct Report — Official**  
**Fort Bend County, Texas — SPECIAL AND GENERAL ELECTION — November 05, 2019**

Page 151 of 160

11/12/2019 11:17 AM

Total Number of Voters : 67,891 of 448,129 = 15.15%

Precincts Reporting 160 of 160 = 100.00%

Party	Candidate	Absentee	Early	Election	Total
<b>Precinct 4125 (Ballots Cast: 279)</b>					
<b>FORT BEND COUNTY DRAINAGE DISTRICT PROPOSITION A (FLOOD MITIGATION), Vote For 1</b>					
	FOR	2 50.00%	59 61.46%	128 75.29%	189 70.00%
	AGAINST	2 50.00%	37 38.54%	42 24.71%	81 30.00%
	<b>Cast Votes:</b>	4 100.00%	96 100.00%	170 94.97%	270 96.77%
	<b>Over Votes:</b>	0 0.00%	0 0.00%	0 0.00%	0 0.00%
	<b>Under Votes:</b>	0 0.00%	0 0.00%	9 5.03%	9 3.23%

**Fort Bend County Drainage District Election - Precinct Report — Official**  
**Fort Bend County, Texas — SPECIAL AND GENERAL ELECTION — November 05, 2019**

Page 152 of 160

11/12/2019 11:17 AM

Total Number of Voters : 67,891 of 448,129 = 15.15%

Precincts Reporting 160 of 160 = 100.00%

Party	Candidate	Absentee	Early	Election	Total
<b>Precinct 4126 (Ballots Cast: 591)</b>					
<b>FORT BEND COUNTY DRAINAGE DISTRICT PROPOSITION A (FLOOD MITIGATION), Vote For 1</b>					
	FOR	17 77.27%	176 70.68%	213 75.00%	406 73.15%
	AGAINST	5 22.73%	73 29.32%	71 25.00%	149 26.85%
	<b>Cast Votes:</b>	22 84.62%	249 96.14%	284 92.81%	555 93.91%
	<b>Over Votes:</b>	0 0.00%	0 0.00%	0 0.00%	0 0.00%
	<b>Under Votes:</b>	4 15.38%	10 3.86%	22 7.19%	36 6.09%

**Fort Bend County Drainage District Election - Precinct Report — Official**  
**Fort Bend County, Texas — SPECIAL AND GENERAL ELECTION — November 05, 2019**

Page 153 of 160

11/12/2019 11:17 AM

Total Number of Voters : 67,891 of 448,129 = 15.15%

Precincts Reporting 160 of 160 = 100.00%

Party	Candidate	Absentee	Early	Election	Total
<b>Precinct 4127 (Ballots Cast: 604)</b>					
<b>FORT BEND COUNTY DRAINAGE DISTRICT PROPOSITION A (FLOOD MITIGATION), Vote For 1</b>					
	FOR	4 100.00%	234 77.23%	193 75.69%	431 76.69%
	AGAINST	0 0.00%	69 22.77%	62 24.31%	131 23.31%
	<b>Cast Votes:</b>	4 100.00%	303 94.98%	255 90.75%	562 93.05%
	<b>Over Votes:</b>	0 0.00%	0 0.00%	0 0.00%	0 0.00%
	<b>Under Votes:</b>	0 0.00%	16 5.02%	26 9.25%	42 6.95%

**Fort Bend County Drainage District Election - Precinct Report — Official**  
**Fort Bend County, Texas — SPECIAL AND GENERAL ELECTION — November 05, 2019**

Total Number of Voters : 67,891 of 448,129 = 15.15%

Precincts Reporting 160 of 160 = 100.00%

Party	Candidate	Absentee	Early	Election	Total
<b>Precinct 4129 (Ballots Cast: 820)</b>					
<b>FORT BEND COUNTY DRAINAGE DISTRICT PROPOSITION A (FLOOD MITIGATION), Vote For 1</b>					
	FOR	12 80.00%	186 79.15%	402 72.17%	600 74.35%
	AGAINST	3 20.00%	49 20.85%	155 27.83%	207 25.65%
	<b>Cast Votes:</b>	15 100.00%	235 97.92%	557 98.58%	807 98.41%
	<b>Over Votes:</b>	0 0.00%	0 0.00%	0 0.00%	0 0.00%
	<b>Under Votes:</b>	0 0.00%	5 2.08%	8 1.42%	13 1.59%

**Fort Bend County Drainage District Election - Precinct Report — Official**  
**Fort Bend County, Texas — SPECIAL AND GENERAL ELECTION — November 05, 2019**

Page 155 of 160

11/12/2019 11:17 AM

Total Number of Voters : 67,891 of 448,129 = 15.15%

Precincts Reporting 160 of 160 = 100.00%

Party	Candidate	Absentee	Early	Election	Total
<b>Precinct 4131 (Ballots Cast: 308)</b>					
<b>FORT BEND COUNTY DRAINAGE DISTRICT PROPOSITION A (FLOOD MITIGATION), Vote For 1</b>					
	FOR	5 71.43%	109 78.42%	113 73.38%	227 75.67%
	AGAINST	2 28.57%	30 21.58%	41 26.62%	73 24.33%
	<b>Cast Votes:</b>	7 100.00%	139 98.58%	154 96.25%	300 97.40%
	<b>Over Votes:</b>	0 0.00%	0 0.00%	0 0.00%	0 0.00%
	<b>Under Votes:</b>	0 0.00%	2 1.42%	6 3.75%	8 2.60%

**Fort Bend County Drainage District Election - Precinct Report — Official**  
**Fort Bend County, Texas — SPECIAL AND GENERAL ELECTION — November 05, 2019**

Page 156 of 160

11/12/2019 11:17 AM

Total Number of Voters : 67,891 of 448,129 = 15.15%

Precincts Reporting 160 of 160 = 100.00%

Party	Candidate	Absentee	Early	Election	Total
<b>Precinct 4135 (Ballots Cast: 632)</b>					
<b>FORT BEND COUNTY DRAINAGE DISTRICT PROPOSITION A (FLOOD MITIGATION), Vote For 1</b>					
	FOR	4 50.00%	162 74.31%	284 71.54%	450 72.23%
	AGAINST	4 50.00%	56 25.69%	113 28.46%	173 27.77%
	<b>Cast Votes:</b>	8 100.00%	218 99.09%	397 98.27%	623 98.58%
	<b>Over Votes:</b>	0 0.00%	0 0.00%	0 0.00%	0 0.00%
	<b>Under Votes:</b>	0 0.00%	2 0.91%	7 1.73%	9 1.42%

**Fort Bend County Drainage District Election - Precinct Report — Official**  
**Fort Bend County, Texas — SPECIAL AND GENERAL ELECTION — November 05, 2019**

Page 157 of 160

11/12/2019 11:17 AM

Total Number of Voters : 67,891 of 448,129 = 15.15%

Precincts Reporting 160 of 160 = 100.00%

Party	Candidate	Absentee	Early	Election	Total
<b>Precinct 4140 (Ballots Cast: 541)</b>					
<b>FORT BEND COUNTY DRAINAGE DISTRICT PROPOSITION A (FLOOD MITIGATION), Vote For 1</b>					
	FOR	4 57.14%	136 62.10%	230 75.66%	370 69.81%
	AGAINST	3 42.86%	83 37.90%	74 24.34%	160 30.19%
	<b>Cast Votes:</b>	7 100.00%	219 97.77%	304 98.06%	530 97.97%
	<b>Over Votes:</b>	0 0.00%	0 0.00%	0 0.00%	0 0.00%
	<b>Under Votes:</b>	0 0.00%	5 2.23%	6 1.94%	11 2.03%

**Fort Bend County Drainage District Election - Precinct Report — Official**  
**Fort Bend County, Texas — SPECIAL AND GENERAL ELECTION — November 05, 2019**

Page 158 of 160

11/12/2019 11:17 AM

Total Number of Voters : 67,891 of 448,129 = 15.15%

Precincts Reporting 160 of 160 = 100.00%

Party	Candidate	Absentee	Early	Election	Total
<b>Precinct 4147 (Ballots Cast: 808)</b>					
<b>FORT BEND COUNTY DRAINAGE DISTRICT PROPOSITION A (FLOOD MITIGATION), Vote For 1</b>					
	FOR	24 88.89%	225 70.98%	317 76.57%	566 74.67%
	AGAINST	3 11.11%	92 29.02%	97 23.43%	192 25.33%
	<b>Cast Votes:</b>	27 96.43%	317 94.63%	414 93.03%	758 93.81%
	<b>Over Votes:</b>	0 0.00%	0 0.00%	0 0.00%	0 0.00%
	<b>Under Votes:</b>	1 3.57%	18 5.37%	31 6.97%	50 6.19%

**Fort Bend County Drainage District Election - Precinct Report — Official**  
**Fort Bend County, Texas — SPECIAL AND GENERAL ELECTION — November 05, 2019**

Total Number of Voters : 67,891 of 448,129 = 15.15%

Precincts Reporting 160 of 160 = 100.00%

Party	Candidate	Absentee	Early	Election	Total
<b>Precinct 4155 (Ballots Cast: 337)</b>					
<b>FORT BEND COUNTY DRAINAGE DISTRICT PROPOSITION A (FLOOD MITIGATION), Vote For 1</b>					
	FOR	27 96.43%	79 71.17%	120 73.62%	226 74.83%
	AGAINST	1 3.57%	32 28.83%	43 26.38%	76 25.17%
	<b>Cast Votes:</b>	28 87.50%	111 91.74%	163 88.59%	302 89.61%
	<b>Over Votes:</b>	0 0.00%	0 0.00%	0 0.00%	0 0.00%
	<b>Under Votes:</b>	4 12.50%	10 8.26%	21 11.41%	35 10.39%

**Fort Bend County Drainage District Election - Precinct Report — Official**  
**Fort Bend County, Texas — SPECIAL AND GENERAL ELECTION — November 05, 2019**

Page 160 of 160

11/12/2019 11:17 AM

Total Number of Voters : 67,891 of 448,129 = 15.15%

Precincts Reporting 160 of 160 = 100.00%

Party	Candidate	Absentee	Early	Election	Total
<b>Precinct 4158 (Ballots Cast: 168)</b>					
<b>FORT BEND COUNTY DRAINAGE DISTRICT PROPOSITION A (FLOOD MITIGATION), Vote For 1</b>					
	FOR	0 0.00%	41 83.67%	80 71.43%	121 75.16%
	AGAINST	0 0.00%	8 16.33%	32 28.57%	40 24.84%
	<b>Cast Votes:</b>	0 0.00%	49 94.23%	112 96.55%	161 95.83%
	<b>Over Votes:</b>	0 0.00%	0 0.00%	0 0.00%	0 0.00%
	<b>Under Votes:</b>	0 0.00%	3 5.77%	4 3.45%	7 4.17%