


CANVASS OF SPECIAL ELECTION


Proposed County Assistance District No. 15

On Tuesday, November 14, 2018 in Richmond, Texas, I, Robert E. Hebert, County Judge of Fort Bend County, Texas, met with the Fort Bend County Commissioners Court, sitting as the canvassing board to canvass the results from the various precincts of the proposed County Assistance District No. 15 in the Special Election held on November 6, 2018.

I certify that the attached tabulation is the official results of the Special Election held in Fort Bend County, Texas on November 6, 2018.



Robert E. Hebert





Vincent Morales
Commissioner


Pct. 1



W. A. "Andy" Meyer
Commissioner Pct. 3

Attest:



**Office of Elections Administration
Fort Bend County, Texas**

John Oldham
Elections Administrator

(281) 341-8670
Fax (281) 341-4418

CANVASS

I, John Oldham, Elections Administrator for Fort Bend County Texas, do certify that the following are a true and accurate statement of the votes cast in the various precincts of the proposed County Assistance District No. 15 for the Special Election held on November 6, 2018.

Dated: November 14, 2018

A handwritten signature in black ink, appearing to read "JOE", is written over a horizontal line.

John Oldham
Elections Administrator
Fort Bend County, Texas

Fort Bend County Assistance District No. 15 Election - Canvass Report — Total Voters — Official

GENERAL AND SPECIAL ELECTIONS — Fort Bend County, TX — November 06, 2018

Page 1 of 1

11/14/2018 07:36 AM

Total Number of Voters : 257,743 of 431,390 = 59.75

Precincts Reporting 161 of 161 = 100.00%

Number of District Voters: 331 of 577 = 57.37%

District Precincts Reporting 3 of 3 = 100.00%

FORT BEND COUNTY ASSISTANCE DISTRICT NO. 15 - PROPOSITION A

Precinct	Early Ballots Cast	Election Ballots Cast	Total Ballots Cast	Registered Voters	Percent Turnout	FOR	AGAINST	Totals
1002	1	1	2	3	66.67%	0	0	0
1008	123	126	249	417	59.71%	58	108	166
1024	61	19	80	157	50.96%	17	38	55
Totals	185	146	331	577		75	146	221

**Fort Bend County Assistance District No. 15 Election - Cumulative Report — Official
GENERAL AND SPECIAL ELECTIONS — Fort Bend County, TX — November 06, 2018**

Page 1 of 1

11/14/2018 07:36 AM

Total Number of Voters : 257,743 of 431,390 = 59.75%

Number of District Voters: 331 of 577 = 57.37%

Precincts Reporting 161 of 161 = 100.00%

District Precincts Reporting 3 of 3 = 100.00%

Party	Candidate	Early	Election	Total
-------	-----------	-------	----------	-------

FORT BEND COUNTY ASSISTANCE DISTRICT NO. 15 - PROPOSITION A, Vote For 1

FOR	44	33.08%	31	35.23%	75	33.94%
AGAINST	89	66.92%	57	64.77%	146	66.06%
Cast Votes:	133	71.89%	88	60.27%	221	66.77%
Over Votes:	0	0.00%	0	0.00%	0	0.00%
Under Votes:	52	28.11%	58	39.73%	110	33.23%

Precincts			Voters		
Counted	Total	Percent	Ballots	Registered	Percent
3	3	100.00%	331	577	57.37%

**Fort Bend County Assistance District No. 15 Election - Precinct Report — Official
GENERAL AND SPECIAL ELECTIONS — Fort Bend County, TX — November 06, 2018**

Page 1 of 3

11/14/2018 07:37 AM

Total Number of Voters : 257,743 of 431,390 = 59.75%

Precincts Reporting 161 of 161 = 100.00%

Number of District Voters: 331 of 577 = 57.37%

District Precincts Reporting 3 of 3 = 100.00%

Party	Candidate	Early		Election		Total	
Precinct 1002 (Ballots Cast: 2)							
FORT BEND COUNTY ASSISTANCE DISTRICT NO. 15 - PROPOSITION A, Vote For 1							
FOR		0	0.00%	0	0.00%	0	0.00%
AGAINST		0	0.00%	0	0.00%	0	0.00%
	Cast Votes:	0	0.00%	0	0.00%	0	0.00%
	Over Votes:	0	0.00%	0	0.00%	0	0.00%
	Under Votes:	1	100.00%	1	100.00%	2	100.00%

**Fort Bend County Assistance District No. 15 Election - Precinct Report — Official
GENERAL AND SPECIAL ELECTIONS — Fort Bend County, TX — November 06, 2018**

Page 2 of 3

11/14/2018 07:37 AM

Total Number of Voters : 257,743 of 431,390 = 59.75%

Precincts Reporting 161 of 161 = 100.00%

Number of District Voters: 331 of 577 = 57.37%

District Precincts Reporting 3 of 3 = 100.00%

Party	Candidate	Early	Election	Total
Precinct 1008 (Ballots Cast: 249)				
FORT BEND COUNTY ASSISTANCE DISTRICT NO. 15 - PROPOSITION A, Vote For 1				
FOR		3034.88%	2835.00%	5834.94%
AGAINST		5665.12%	5265.00%	10865.06%
	Cast Votes:	8669.92%	8063.49%	16666.67%
	Over Votes:	00.00%	00.00%	00.00%
	Under Votes:	3730.08%	4636.51%	8333.33%

**Fort Bend County Assistance District No. 15 Election - Precinct Report — Official
GENERAL AND SPECIAL ELECTIONS — Fort Bend County, TX — November 06, 2018**

Page 3 of 3

11/14/2018 07:37 AM

Total Number of Voters : 257,743 of 431,390 = 59.75%

Precincts Reporting 161 of 161 = 100.00%

Number of District Voters: 331 of 577 = 57.37%

District Precincts Reporting 3 of 3 = 100.00%

Party	Candidate		Early		Election		Total	
Precinct 1024 (Ballots Cast: 80)								
FORT BEND COUNTY ASSISTANCE DISTRICT NO. 15 - PROPOSITION A, Vote For 1								
FOR		14	29.79%		3	37.50%	17	30.91%
AGAINST		33	70.21%		5	62.50%	38	69.09%
	Cast Votes:	47	77.05%		8	42.11%	55	68.75%
	Over Votes:	0	0.00%		0	0.00%	0	0.00%
	Under Votes:	14	22.95%		11	57.89%	25	31.25%