

PO # 161359
DMS

41FF

CHANGE ORDER FORM

CHANGE ORDER NUMBER 02

PROJECT: CONSTRUCTION OF FM 359/FM 1093 WESTPARK EXTENSION FROM WEST OF CROSS CREEK RANCH BLVD TO EAST OF FM 1463/FM 359 CONSISTING OF GRADING, LIME TREATED SUBGRADE, PORTLAND CEMENT TREATED BASE, CONCRETE PAVEMENT, STORM SEWERS, STRUCTURES, RETAINING WALLS, ETC.

CONTRACTOR: WEBBER, LLC.

Contractor is directed to make the following changes to the Contract Documents.

DESCRIPTION OF CHANGES: Modifications due to unsuitable material encountered for subgrade along EBFR

ATTACHMENTS: CO 02 Justification Letter, PCO 11

CHANGE IN CONTRACT PRICE		CHANGE IN CONTRACT TIME	
1. Original Price:	\$ 20,881,997.72	Original Time:	420 DAYS
2. Total of Prior Change Orders:	\$ 27,600.00	Total of Prior Change Orders:	0 DAYS
3. Total Price Prior to Current Change Order:	\$ 20,909,597.72	Total Time Prior to Current Change Order:	420 DAYS
4. Total of Current Change Order:	\$ 844,877.91 ✓	Total of Current Change Order:	0 DAYS
5. New Price Resulting from Current Change Order:	\$ 21,754,475.63 ✓	New Time Resulting from Current Change Order:	420 DAYS

AGREED BY:
Engineer's Seal



Contractor:
Matthew B. [Signature] 8/01/2018
(Signature) (Date)

Resident Engineer:
Rick L. Kronenberger P.E. 8/1/2018
(Signature) (Date)

Project Manager:
[Signature] 9/12/2018
(Signature) (Date)

APPROVED BY:

Texas Department of Transportation:
Greg B. [Signature] P.E. 08/13/2018
(Signature) (Date)

Fort Bend County
[Signature] 9/25/2018
(Signature) (Date)

Fort Bend County
301 Jackson St.
Richmond, TX 77469

August 1, 2018

Mr. Grady Mapes, P.E.
Area Engineer – Fort Bend County Area Office
Texas Department of Transportation
4235 TX-36
Rosenberg, Texas 77471

RE: FM 359/FM 1093 Westpark Extension
Limits: From West of Cross Creek Ranch Blvd to East of FM 1463/359
For Construction Consisting Of Grading, Lime Treated Subgrade, Portland Cement
Treated Base, Concrete Pavement, Storm Sewers, Structures, Retaining Walls, Etc.
CHANGE ORDER 02 JUSTIFICATION

Dear Mr. Mapes:

Fort Bend County Engineering Department (FBCED), is submitting for your review and concurrence Change Order 02 for the subject project. This change order is necessary to add additional work items for the changes made to the processing and treatment of the existing material for the EBFR subgrade.

During Prep ROW operations and initial grading for the EBFR, the soils exhibited a pumping action that we understood would have to be resolved in order to properly place subgrade and subsequent roadway items. The first operation attempted by the contractor was to dry out the soils through windrow and healing the material throughout the day. Upon relaying and compacting this material, it was determined the unstable material was further down.

The second trial performed was to remove the material and spread out to dry, while compacting the bottom layer that was stable. Upon replacing the material that had dried, that material would not gain stability while compacting it.

After this, we explored possible solutions with the project geotechnical engineer. A recommendation was made for either removing and replacing the material, or chemical treatment for stabilization. We requested cost proposals from the contractor for three options: 1) remove and replace material with gaining access to a nearby borrow source; 2) cement treatment in place; 3) cement treatment using the on-site pugmill.

After reviewing cost proposals, it was determined that the best option would be to provide cement treatment using the on-site pugmill. That final cost is presented with this change order. The change order also includes the items originally planned but not used due to the change in scope for treating the subgrade.

301 Jackson St. | Richmond, TX 77469
Phone 281-633-7500

Mr. Grady Mapes, P.E.

FM 1093 Phase 2 Change Order 02 Justification

Page 2

The backup for all costs was provided and through negotiations with the contractor, we feel that this price is fair and reasonable for the work that had to be performed.

This letter serves as notice that the proposed work described above will not affect any of the environmental clearances or commitments for the subject project.

If you have any questions regarding this matter, please contact me at (832) 217-6014.

Sincerely,

A handwritten signature in blue ink that reads "Rick H. Kronenberger P.E.".

Richard "Rick" Kronenberger, P.E.
Resident Engineer
Attachments

cc: Project File

webber

May 25, 2018

Mike Stone
Fort Bend County
301 Jackson St.
Richmond, TX 77469

Attn: Mike Stone

Re: REQUEST FOR CHANGE - UNSUITABLE MATERIAL - EBFR - FM 1463 TO WEST LIMITS
C/N 0543-02-063 ETC.

Project: TxDOT
FM 1093 PHASE II

Mr. Stone,

This proposal for extra work provides for new line item pricing and associated line item over/underruns related to the differing site conditions encountered along the proposed FM 1093 EBFR from FM 1463 to the west project limits. Much of these materials are below the minimum PI requirements and are therefore rendered as unsuitable for subgrade and/or embankment material. As requested, Webber is providing unit pricing for the option to remove the unsuitable materials to firm ground and stabilize via cement plant mix in order to render the material as viable embankment. The stabilized materials will be placed in 12" lifts until the final 6" lift course to reach the proposed top of subgrade. It should be noted that the current moisture content of the material to be stabilized are well above the optimum moisture and will require additional processing to achieve the optimal moisture content due the existing in-situ condition. It should also be noted that these issues are resulting in critical schedule delays to the project and therefore time is of the utmost essence.

This proposal is based on new unique items of work shown in the attachment. The unique character of work in the new item pricing will result in an expected underrun of embankment plan quantity as the new character of work shall replace the quantities depicted in the attachment and likewise for roadway excavation. It should be noted that the basis of calculation for the roadway excavation deduct is based on actual topo from natural ground to the bottom of excavation prior to placement of the stabilized material less the total quantity of stabilized embankment placed. This change will also result in an underrun of existing line items for cement subgrade and cement as this proposal will replace the original scope of work with a cement treated subgrade via plant mix

This proposal is also based on mutual agreement that any and all materials excavated and not utilized for embankment beneath frontage road subgrade footprint shall be embanked and graded within the project limits.

Though not quantified in this proposal, Webber is also presented stand-by rates for our subcontractor, MSC, for idle equipment pending directive on how to proceed. MSC very recently completed it's detention pond work and was ready to commence roadway excavation and embankment. Webber informed all parties that stand-by costs could be incurred pending directive on how to proceed. This proposal excludes these estimated cost pending detailed review by Mike Stone & Associates. Any stand-by costs related MSC shall be addressed via separate change order.

As time is of the utmost essence, this proposal does NOT take into consideration any critical time impacts and addresses only the scope of work and related costs. Any time and time related impacts shall be addressed via separate change order at a related date.

Please contact me if this extra work proposal is acceptable.

Sincerely,

Matthew Brangan
Project Manager

REQUEST FOR CHANGE - UNSUITABLE MATERIAL - EBFR - FM 1463 TO WEST LIMITS
C/N 0543-02-063 ETC.
FM 1093 PHASE II

PUG UNSUITABLE MATERIAL

NEW ITEMS OF WORK	QTY	UNIT	UNIT PRICE	TOTAL PRICE
EXCAVATE UNSUITABLE SOILS - HAUL TO PUG MILL	21,066.00	CY	\$ 11.85	\$ 249,577.96
PUG SAND @ 4% & 6%	21,066.00	CY	\$ 14.54	\$ 306,362.63
PLACE CEMENT STABILIZED MATERIAL	21,066.00	CY	\$ 6.74	\$ 141,934.58
NIGHT OPERATIONS	28.00	DAY	\$ 843.13	\$ 23,607.72
SWEEPING & FLAGGING	28.00	DAY	\$ 1,014.50	\$ 28,406.06
SURVEY	40.00	DAY	\$ 1,209.56	\$ 48,382.23
EXISTING ITEMS TO UNDER/OVERRUN				
CEMENT - FOR STABILIZED MATERIAL	1,638.00	TON	\$ 130.00	\$ 212,940.00
EXCAVATION - ROADWAY (7,140.3 CY PERFORMED)	(1,304.70)	CY	\$ 4.25	\$ (5,544.98)
EMBANKMENT TY C	(5,471.00)	CY	\$ 3.20	\$ (17,507.20)
CEMENT	(503.17)	TON	\$ 130.00	\$ (65,412.30)
CEMENT SUBGRADE	(32,462.68)	SY	\$ 2.40	\$ (77,910.43)
				\$ -
TOTAL CHANGE ORDER				\$ 844,836.26



REQUEST FOR CHANGE

TxDOT
US 290 HARRIS COUNTY

Table with columns: EXCAVATE UNSUITABLE SOILS - HAUL TO PUG MILL, 21,066.00 CY @, 700.00 CY/DAY, ADDITIONAL WWW LABOR ITEMS, CREW, HOURS, LABOR UNIT, LABOR COST. Includes items like FOREMAN, TRACKHOE OPERATOR, etc.

Table with columns: ADDITIONAL WWW MATERIAL ITEMS, MATERIAL COST, MATERIAL UNIT, MATERIAL COST. Includes subtotal and total WWW material.

Table with columns: ADDITIONAL WWW EQUIPMENT ITEMS, EQUIPMENT COST, EQUIPMENT UNIT /HR, EQUIPMENT QTY, EQUIPMENT COST. Includes items like 1/2 TON TRUCK, 360 TRACKHOE, etc.

Table with columns: ADDITIONAL SUBCONTRACTOR ITEMS, QUANTITIES, UNIT PRICE, BID TOTALS. Includes item HAUL SAND TO PUG MILL.

TOTAL ADDITIONAL DAYS TO PERFORM WORK: 0

SUMMARY

Summary table with columns: SUBTOTAL ALL ITEMS, 1.0% BOND, ADDITIONAL WORK TOTAL.

TOTAL FOR ADDITIONAL WORK: \$ 249,577.96 LS \$ 11.85 /CY

webber

REQUEST FOR CHANGE

TxDOT
US 290 HARRIS COUNTY

PUG SAND @ 4% & 6%	21,066.00 CY	@	700.00 CY/DAY	
ADDITIONAL WWW LABOR ITEMS:	CREW	HOURS	LABOR UNIT	LABOR COST
PLANT FOREMAN	1.00 EA	300.94 \$	42.00 /EA \$	12,639.60
PLANT OPERATOR	1.00 EA	300.94 \$	22.00 /EA \$	6,620.74
LOADER OPERATOR	1.00 EA	300.94 \$	18.00 /EA \$	5,416.97
GROUND MAN	1.00 EA	300.94 \$	14.00 /EA \$	4,213.20
EXCAVATOR OPERATOR	1.00 EA	300.94 \$	18.00 /EA \$	5,416.97
SUBTOTAL WWW LABOR:				\$ 34,307.49
BURDEN @ 55%:				\$ 18,869.12
25% OF LABOR				\$ 8,576.87
TOTAL WWW LABOR:				\$ 61,753.47

ADDITIONAL WWW MATERIAL ITEMS:	MATERIAL COST	MATERIAL UNIT	MATERIAL COST
			\$ -
SUBTOTAL WWW MATERIAL:			\$ -
MATERIAL @ 25% MARK-UP:			\$ -
TOTAL WWW MATERIAL:			\$ -

ADDITIONAL WWW EQUIPMENT ITEMS:	EQUIPMENT COST	EQUIPMENT UNIT /HR	EQUIPMENT QTY	EQUIPMENT COST
1/2 TON TRUCK	\$ 14.92 /HR	300.94	1.00	\$ 4,490.07
966 WHEEL LOADER	\$ 98.07 /HR	300.94	1.00	\$ 29,513.47
60' MANLIFT	\$ 49.48 /HR	300.94	1.00	\$ 14,890.65
490LC EXCAVATOR	\$ 214.57 /HR	300.94	1.00	\$ 64,573.31
PUGMILL	\$ 60.86 /HR	300.94	1.00	\$ 18,315.38
SUBTOTAL WWW EQUIPMENT:				\$ 131,782.88
EQUIPMENT @ 15% MARK-UP:				\$ 19,767.43
TOTAL WWW EQUIP:				\$ 151,550.31

ADDITIONAL SUBCONTRACTOR ITEMS:	QUANTITIES	UNIT PRICE	BID TOTALS
HAUL SAND TO PUG MILL	21,066.00 CY	\$ 4.07 /CY	\$ 85,738.62
			\$ -
SUBTOTAL SUBS:			85,738.62
SUBS @ 5% MARK-UP:			4,286.93
TOTAL SUBCONTRACTOR ITEMS:			\$ 90,025.55

TOTAL ADDITIONAL DAYS TO PERFORM WORK: 0

SUMMARY

SUBTOTAL ALL ITEMS:	\$ 303,329.33
1.0% BOND:	\$ 3,033.29
ADDITIONAL WORK TOTAL:	\$ 306,362.63

TOTAL FOR ADDITIONAL WORK: \$ 306,362.63 LS \$ 14.54 /TON



REQUEST FOR CHANGE

TxDOT
US 290 HARRIS COUNTY

PUG SAND @ 4% & 6% & DELIVER	2,314.41 TON			
ADDITIONAL WWW LABOR ITEMS:	CREW	HOURS	LABOR UNIT	LABOR COST
				\$ -
				\$ -
SUBTOTAL WWW LABOR:				\$ -
BURDEN @ 55%:				\$ -
25% OF LABOR				\$ -
TOTAL WWW LABOR:				\$ -

ADDITIONAL WWW MATERIAL ITEMS:	MATERIAL COST	MATERIAL UNIT	MATERIAL COST
			\$ -
			\$ -
SUBTOTAL WWW MATERIAL:			\$ -
MATERIAL @ 25% MARK-UP:			\$ -
TOTAL WWW MATERIAL:			\$ -

ADDITIONAL WWW EQUIPMENT ITEMS:	EQUIPMENT COST	EQUIPMENT UNIT	EQUIPMENT QTY	EQUIPMENT COST
				\$ -
				\$ -
SUBTOTAL WWW EQUIPMENT:				\$ -
EQUIPMENT @ 15% MARK-UP:				\$ -
TOTAL WWW EQUIP:				\$ -

EXISTING ITEMS TO OVERRUN	QUANTITIES	UNIT PRICE	BID TOTALS
CEMENT	1,638.00 TON	\$ 130.00 /TON	\$ 212,940.00
TOTAL EXISTING ITEMS:			\$ 212,940.00

TOTAL ADDITIONAL DAYS TO PERFORM WORK:

SUMMARY

SUBTOTAL ALL ITEMS: \$ 212,940.00
 1.0% BOND:
 ADDITIONAL WORK TOTAL: **\$ 212,940.00**

TOTAL FOR ADDITIONAL WORK: \$ 92.01 /TON



REQUEST FOR CHANGE

TxDOT
US 290 HARRIS COUNTY

PLACE CEMENT STABILIZED MATERIAL		21,066.00	@	700.00 CY/DAY	
ADDITIONAL WWW LABOR ITEMS:	CREW	HOURS	LABOR UNIT	LABOR COST	
FOREMAN	1.00 EA	300.94	\$ 42.00 /EA	\$	12,639.60
MOTORGRADER OPERATOR (MAINTAIN HAUL ROAD + FINISH TOP LIFT)	1.00 EA	300.94	\$ 25.00 /EA	\$	7,523.57
DOZER OPERATOR	1.00 EA	300.94	\$ 18.00 /EA	\$	5,416.97
SMOOTH DRUM ROLLER OPERATOR	1.00 EA	300.94	\$ 15.00 /EA	\$	4,514.14
WATER TRUCK DRIVER	0.33 EA	300.94	\$ 16.00 /EA	\$	1,588.98
SUBTOTAL WWW LABOR:					\$ 31,683.26
BURDEN @ 55%:					\$ 17,425.80
25% OF LABOR					\$ 7,920.82
TOTAL WWW LABOR:					\$ 57,029.88

ADDITIONAL WWW MATERIAL ITEMS:	MATERIAL COST	MATERIAL UNIT	MATERIAL COST
			\$ -
			\$ -
SUBTOTAL WWW MATERIAL:			\$ -
MATERIAL @ 25% MARK-UP:			\$ -
TOTAL WWW MATERIAL:			\$ -

ADDITIONAL WWW EQUIPMENT ITEMS:	EQUIPMENT COST	EQUIPMENT UNIT /HR	EQUIPMENT QTY	EQUIPMENT COST
1/2 TON TRUCK	\$ 14.92 /HR	300.94	1.00	\$ 4,490.07
KOMATSU GS655 MOTORGRADER	\$ 65.94 /HR	300.94	1.00	\$ 19,844.17
D61 DOZER	\$ 92.56 /HR	300.94	1.00	\$ 27,855.27
SMOOTH DRUM ROLLER	\$ 56.86 /HR	300.94	1.00	\$ 17,111.61
2,000 GAL WATER TRUCK	\$ 33.30 /HR	300.94	0.33	\$ 3,307.06
SUBTOTAL WWW EQUIPMENT:				\$ 72,608.18
EQUIPMENT @ 15% MARK-UP:				\$ 10,891.23
TOTAL WWW EQUIP:				\$ 83,499.41

ADDITIONAL SUBCONTRACTOR ITEMS:	QUANTITIES	UNIT PRICE	BID TOTALS
			\$ -
			\$ -
SUBTOTAL SUBS:			0.00
SUBS @ 5% MARK-UP:			0.00
TOTAL SUBCONTRACTOR ITEMS:			\$ -

TOTAL ADDITIONAL DAYS TO PERFORM WORK:

SUMMARY

SUBTOTAL ALL ITEMS:	\$ 140,529.28
1.0% BOND:	\$ 1,405.29
ADDITIONAL WORK TOTAL:	\$ 141,934.58

TOTAL FOR ADDITIONAL WORK: \$ 6.74 /TON



REQUEST FOR CHANGE

TxDOT
US 290 HARRIS COUNTY

NIGHT OPERATIONS		28.00 DAYS		
ADDITIONAL WWW LABOR ITEMS:	CREW	HOURS	LABOR UNIT	LABOR COST
				\$ -
				\$ -
SUBTOTAL WWW LABOR:				\$ -
BURDEN @ 55%:				\$ -
25% OF LABOR				\$ -
TOTAL WWW LABOR:				\$ -

ADDITIONAL WWW MATERIAL ITEMS:	MATERIAL COST	MATERIAL UNIT	MATERIAL COST
			\$ -
			\$ -
SUBTOTAL WWW MATERIAL:			\$ -
MATERIAL @ 25% MARK-UP:			\$ -
TOTAL WWW MATERIAL:			\$ -

ADDITIONAL WWW EQUIPMENT ITEMS:	EQUIPMENT COST	EQUIPMENT UNIT /HR	EQUIPMENT QTY	EQUIPMENT COST
LIGHT TOWERS	\$ 10.37 /HR	280.00	7.00	\$ 20,325.20
				\$ -
SUBTOTAL WWW EQUIPMENT:				\$ 20,325.20
EQUIPMENT @ 15% MARK-UP:				\$ 3,048.78
TOTAL WWW EQUIP:				\$ 23,373.98

ADDITIONAL SUBCONTRACTOR ITEMS:	QUANTITIES	UNIT PRICE	BID TOTALS
			\$ -
			\$ -
SUBTOTAL SUBS:			0.00
SUBS @ 5% MARK-UP:			0.00
TOTAL SUBCONTRACTOR ITEMS:			\$ -

TOTAL ADDITIONAL DAYS TO PERFORM WORK:

SUMMARY

SUBTOTAL ALL ITEMS:	\$ 23,373.98
1.0% BOND:	\$ 233.74
ADDITIONAL WORK TOTAL:	<u>\$ 23,607.72</u>

TOTAL FOR ADDITIONAL WORK:

\$ 843.13 /DAY

webber

REQUEST FOR CHANGE

TxDOT
US 290 HARRIS COUNTY

SWEEPING & FLAGGING		28.00 DAY			
ADDITIONAL WWW LABOR ITEMS:	CREW	HOURS	LABOR UNIT	LABOR COST	
BROOM OPERATOR	1.00 EA	140.00 \$	14.00 /EA	\$	1,960.00
BROOM ESCORT	1.00 EA	140.00 \$	14.00 /EA	\$	1,960.00
FLAGGERS	2.00 EA	280.00 \$	14.00 /EA	\$	7,840.00
				\$	-
SUBTOTAL WWW LABOR:					\$ 11,760.00
BURDEN @ 55%:					\$ 6,468.00
25% OF LABOR					\$ 2,940.00
TOTAL WWW LABOR:					\$ 21,168.00

ADDITIONAL WWW MATERIAL ITEMS:	MATERIAL COST	MATERIAL UNIT	MATERIAL COST
			\$ -
			\$ -
SUBTOTAL WWW MATERIAL:			\$ -
MATERIAL @ 25% MARK-UP:			\$ -
TOTAL WWW MATERIAL:			\$ -

ADDITIONAL WWW EQUIPMENT ITEMS:	EQUIPMENT COST	EQUIPMENT UNIT /HR	EQUIPMENT QTY	EQUIPMENT COST
BROCE BROOM (5 HRS/DAY)	\$ 28.29 /HR	140.00	1.00	\$ 3,960.60
1/2 TON TRUCK	\$ 14.92 /HR	140.00	1.00	\$ 2,088.80
SUBTOTAL WWW EQUIPMENT:				\$ 6,049.40
EQUIPMENT @ 15% MARK-UP:				\$ 907.41
TOTAL WWW EQUIP:				\$ 6,956.81

ADDITIONAL SUBCONTRACTOR ITEMS:	QUANTITIES	UNIT PRICE	BID TOTALS
			\$ -
			\$ -
SUBTOTAL SUBS:			0.00
SUBS @ 5% MARK-UP:			0.00
TOTAL SUBCONTRACTOR ITEMS:			\$ -

TOTAL ADDITIONAL DAYS TO PERFORM WORK: 0

SUMMARY

SUBTOTAL ALL ITEMS:	\$ 28,124.81
1.0% BOND:	\$ 281.25
ADDITIONAL WORK TOTAL:	\$ 28,406.06

TOTAL FOR ADDITIONAL WORK: \$ 28,406.06 LS \$ 1,014.50 /DAY



REQUEST FOR CHANGE

TxDOT
US 290 HARRIS COUNTY

SURVEY		40.00 DAY DOUBLE SHIFT - 10 HRS + 10 HRS			
ADDITIONAL WWW LABOR ITEMS:	CREW	HOURS	LABOR UNIT	LABOR COST	
SURVEY FOREMAN	1.00 EA	400.00 \$	42.00 /EA	\$ 16,800.00	
SURVEY RODMAN	1.00 EA	400.00 \$	15.00 /EA	\$ 6,000.00	
				\$ -	
				\$ -	
SUBTOTAL WWW LABOR:				\$ 22,800.00	
BURDEN @ 55%:				\$ 12,540.00	
25% OF LABOR				\$ 5,700.00	
TOTAL WWW LABOR:				\$ 41,040.00	

ADDITIONAL WWW MATERIAL ITEMS:	MATERIAL COST	MATERIAL UNIT	MATERIAL COST
			\$ -
			\$ -
SUBTOTAL WWW MATERIAL:			\$ -
MATERIAL @ 25% MARK-UP:			\$ -
TOTAL WWW MATERIAL:			\$ -

ADDITIONAL WWW EQUIPMENT ITEMS:	EQUIPMENT COST	EQUIPMENT #REF!	EQUIPMENT QTY	EQUIPMENT COST
1/2 TON TRUCK	\$ 14.92 /HR	400.00	1.00	\$ 5,968.00
SUBTOTAL WWW EQUIPMENT:				\$ 5,968.00
EQUIPMENT @ 15% MARK-UP:				\$ 895.20
TOTAL WWW EQUIP:				\$ 6,863.20

ADDITIONAL SUBCONTRACTOR ITEMS:	QUANTITIES	UNIT PRICE	BID TOTALS
			\$ -
			\$ -
SUBTOTAL SUBS:			0.00
SUBS @ 5% MARK-UP:			0.00
TOTAL SUBCONTRACTOR ITEMS:			\$ -

TOTAL ADDITIONAL DAYS TO PERFORM WORK:

SUMMARY

SUBTOTAL ALL ITEMS:	\$ 47,903.20
1.0% BOND:	\$ 479.03
ADDITIONAL WORK TOTAL:	\$ 48,382.23

TOTAL FOR ADDITIONAL WORK:


\$ 1,209.56 /DAY

Rental Rate Blue Book®

May 1, 2018

Miscellaneous 50" X 10'

Portable Pugmill Plants

 Size Class:
To 50"
 Weight:
25,895 lbs.

Configuration for 50" X 10'

Required Horsepower	190	Power Mode	Electric
Mixer Size	50" X 10'	Conveyor Size	30" X 50'

Blue Book Rates

** FHWA Rate is equal to the monthly ownership cost divided by 176 plus the hourly estimated operating cost.

	Ownership Costs				Estimated Operating Costs Hourly	FHWA Rate** Hourly
	Monthly	Weekly	Daily	Hourly		
Published Rates	\$7,560.00	\$2,115.00	\$530.00	\$80.00	\$21.90	\$64.85
Adjustments						
Region (Houston, Texas: 92%)	(\$604.80)	(\$169.20)	(\$42.40)	(\$6.40)		
Model Year (2016: 98.6%)	(\$97.37)	(\$27.24)	(\$6.83)	(\$1.03)		
Adjusted Hourly Ownership Cost (100%)	-	-	-	-		
Hourly Operating Cost (100%)					-	
Total:	\$6,857.83	\$1,918.56	\$480.77	\$72.57	\$21.90	\$60.86

Non-Active Use Rates

	Hourly
Standby Rate	\$25.33
Idling Rate	\$38.96

Rate Element Allocation

Element	Percentage	Value
Depreciation (ownership)	46%	\$3,477.60/mo
Overhaul (ownership)	35%	\$2,646.00/mo
CFC (ownership)	6%	\$453.60/mo
Indirect (ownership)	13%	\$982.80/mo

Fuel cost data is not available for these rates.

Revised Date: 1st Half 2018

These are the most accurate rates for the selected Revision Date(s). However, due to more frequent online updates, these rates may not match Rental Rate Blue Book Print. Visit the Cost Recovery Product Guide on our Help page for more information.

The equipment represented in this report has been exclusively prepared for JAYME BEAN (jayne.bean@webber.com)

Rental Rate Blue Book®

May 21, 2018

JLG 600S

I.C. Self Propelled Telescopic Boom Aerial Lifts



Size Class:

51 - 60 ft

Weight:

22,750 lbs.
Configuration for 600S

Maximum Platform Height	60.25 ft	Drive	4WD
Maximum Platform Capacity	1000 lbs	Power Mode	Diesel
Horsepower	49		

Blue Book Rates

** FHWA Rate is equal to the monthly ownership cost divided by 176 plus the hourly estimated operating cost.

	Ownership Costs				Estimated Operating Costs Hourly	FHWA Rate** Hourly
	Monthly	Weekly	Daily	Hourly		
Published Rates	\$6,345.00	\$1,775.00	\$445.00	\$67.00	\$17.25	\$53.30
Adjustments						
Region (Texas: 89.4%)	(\$672.57)	(\$188.15)	(\$47.17)	(\$7.10)		
Model Year (2018: 100%)	-	-	-	-		
Adjusted Hourly Ownership Cost (100%)	-	-	-	-		
Hourly Operating Cost (100%)					-	
Total:	\$5,672.43	\$1,586.85	\$397.83	\$59.90	\$17.25	\$49.48

Non-Active Use Rates

	Hourly
Standby Rate	\$15.15
Idling Rate	\$35.55

Rate Element Allocation

Element	Percentage	Value
Depreciation (ownership)	37%	\$2,347.65/mo
Overhaul (ownership)	53%	\$3,362.85/mo
CFC (ownership)	4%	\$253.80/mo
Indirect (ownership)	6%	\$380.70/mo
Fuel (operating) @ 2.57	19%	\$3.32/hr

Revised Date: 1st Half 2018

These are the most accurate rates for the selected Revision Date(s). However, due to more frequent online updates, these rates may not match Rental Rate Blue Book Print. Visit the Cost Recovery Product Guide on our Help page for more information.

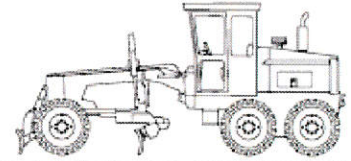
The equipment represented in this report has been exclusively prepared for TERRY BAILEY (bill.whitney@webber.com)

Rental Rate Blue Book®

March 21, 2018

Komatsu GD655-3 (disc. 2011)

Articulated Frame Graders

 Size Class:
145 - 169 HP
 Weight:
33,069 lbs.

Configuration for GD655-3 (disc. 2011)

Power Mode	Diesel	Net Horsepower	165 hp
Operator Protection	EROPS	Moldboard Size	12 ft

Blue Book Rates

** FHWA Rate is equal to the monthly ownership cost divided by 176 plus the hourly estimated operating cost.

	Ownership Costs				Estimated Operating Costs	FHWA Rate**
	Monthly	Weekly	Daily	Hourly	Hourly	Hourly
Published Rates	\$5,845.00	\$1,635.00	\$410.00	\$62.00	\$35.55	\$68.76
Adjustments						
Region (Houston, Texas: 91.5%)	(\$496.82)	(\$138.97)	(\$34.85)	(\$5.27)		
Model Year (2011: 100%)	-	-	-	-		
Ownership (100%)	-	-	-	-		
Operating (100%)					-	
Total:	\$5,348.18	\$1,496.03	\$375.15	\$56.73	\$35.55	\$65.94

Non-Active Use Rates

	Hourly
Standby Rate	\$15.19
Idling Rate	\$46.50

Rate Element Allocation

Element	Percentage	Value
Depreciation (ownership)	33%	\$1,928.85/mo
Overhaul (ownership)	50%	\$2,922.50/mo
CFC (ownership)	7%	\$409.15/mo
Indirect (ownership)	10%	\$584.50/mo
Fuel (operating) @ 2.57	45%	\$16.11/hr

Revised Date: 1st Half 2018

These are the most accurate rates for the selected Revision Date(s). However, due to more frequent online updates, these rates may not match Rental Rate Blue Book Print. Visit the Cost Recovery Product Guide on our Help page for more information.

The equipment represented in this report has been exclusively prepared for JAYME BEAN (jayne.bean@webber.com)

Rental Rate Blue Book®

November 15, 2017

Komatsu PC360LC-10

Crawler Mounted Hydraulic Excavators



Size Class:

33.1 - 40.0 MTons

Weight:

79,093 lbs.
Configuration for PC360LC-10

Operating Weight	39.64 t	Power Mode	Diesel
Net Horsepower	257 hp	Operating Weight	39.03 mt
Bucket Capacity - Heaped	1.2 cu yd	Bucket Capacity - Heaped	1 cu yd

Blue Book Rates

** FHWA Rate is equal to the monthly ownership cost divided by 176 plus the hourly estimated operating cost.

	Ownership Costs				Estimated Operating Costs Hourly	FHWA Rate** Hourly
	Monthly	Weekly	Daily	Hourly		
Published Rates	\$13,400.00	\$3,750.00	\$940.00	\$140.00	\$69.10	\$145.24
Adjustments						
Region (Houston, Texas: 92.7%)	(\$978.20)	(\$273.75)	(\$68.62)	(\$10.22)		
Model Year (2017: 100%)	-	-	-	-		
Ownership (100%)	-	-	-	-		
Operating (100%)	-	-	-	-		
Total:	\$12,421.80	\$3,476.25	\$871.38	\$129.78	\$69.10	\$139.68

Non-Active Use Rates

	Hourly
Standby Rate	\$35.99
Idling Rate	\$97.89

Rate Element Allocation

Element	Percentage	Value
Depreciation (ownership)	36%	\$4,824.00/mo
Overhaul (ownership)	49%	\$6,566.00/mo
CFC (ownership)	7%	\$938.00/mo
Indirect (ownership)	8%	\$1,072.00/mo
Fuel (operating) @ 2.53	40%	\$27.31/hr

Revised Date: 2nd Half 2017

These are the most accurate rates for the selected Revision Date(s). However, due to more frequent online updates, these rates may not match Rental Rate Blue Book Print. Visit the Cost Recovery Product Guide on our Help page for more information.

The equipment represented in this report has been exclusively prepared for JAYME BEAN (jayne.bean@wwebber.com)

Rental Rate Blue Book®

March 15, 2018

Komatsu PC490LC-10

Crawler Mounted Hydraulic Excavators



Size Class:

40.1 - 50.0 MTons

Weight:

106,880 lbs.
Configuration for PC490LC-10

Bucket Capacity - Heaped	1.5 cu yd	Net Horsepower	359 hp
Power Mode	Diesel	Operating Weight	52.35 mt

Blue Book Rates

** FHWA Rate is equal to the monthly ownership cost divided by 176 plus the hourly estimated operating cost.

	Ownership Costs				Estimated Operating Costs Hourly	FHWA Rate** Hourly
	Monthly	Weekly	Daily	Hourly		
Published Rates	\$22,050.00	\$6,175.00	\$1,545.00	\$230.00	\$98.90	\$224.18
Adjustments						
Region (Houston, Texas: 92.7%)	(\$1,609.65)	(\$450.78)	(\$112.79)	(\$16.79)		
Model Year (2016: 99.6%)	(\$81.76)	(\$22.90)	(\$5.73)	(\$0.85)		
Ownership (100%)	-	-	-	-		
Operating (100%)					-	
Total:	\$20,358.59	\$5,701.32	\$1,426.48	\$212.36	\$98.90	\$214.57

Non-Active Use Rates

	Hourly
Standby Rate	\$57.84
Idling Rate	\$154.42

Rate Element Allocation

Element	Percentage	Value
Depreciation (ownership)	37%	\$8,158.50/mo
Overhaul (ownership)	50%	\$11,025.00/mo
CFC (ownership)	6%	\$1,323.00/mo
Indirect (ownership)	7%	\$1,543.50/mo
Fuel (operating) @ 2.57	39%	\$38.75/hr

Revised Date: 1st Half 2018


These are the most accurate rates for the selected Revision Date(s). However, due to more frequent online updates, these rates may not match Rental Rate Blue Book Print. Visit the Cost Recovery Product Guide on our Help page for more information.

The equipment represented in this report has been exclusively prepared for JAYME BEAN (jayne.bean@webber.com)

Rental Rate Blue Book®

October 19, 2017

Miscellaneous HEAVY DUTY--11-1/4
 Portable Light Towers

 Size Class:
Thru 7 KW
 Weight:
1,600 lbs.

Configuration for HEAVY DUTY--11-1/4

Power Mode	Diesel	Horsepower	11.5
Number of Lights	4	Tower Height	30 ft

Blue Book Rates

** FHWA Rate is equal to the monthly ownership cost divided by 176 plus the hourly estimated operating cost.

	Ownership Costs				Estimated Operating Costs Hourly	FHWA Rate** Hourly
	Monthly	Weekly	Daily	Hourly		
Published Rates	\$1,050.00	\$295.00	\$74.00	\$11.00	\$4.40	\$10.37
Adjustments						
Region (Houston, Texas: 100%)	-	-	-	-		
Model Year (2017: 100%)	-	-	-	-		
Ownership (100%)	-	-	-	-		
Operating (100%)					-	
Total:	\$1,050.00	\$295.00	\$74.00	\$11.00	\$4.40	\$10.37

Rate Element Allocation

Element	Percentage	Value
Depreciation (ownership)	37%	\$388.50/mo
Overhaul (ownership)	54%	\$567.00/mo
CFC (ownership)	4%	\$42.00/mo
Indirect (ownership)	5%	\$52.50/mo
Fuel (operating) @ 2.53	17%	\$0.76/hr

Revised Date: 2nd Half 2017


These are the most accurate rates for the selected Revision Date(s). However, due to more frequent online updates, these rates may not match Rental Rate Blue Book Print. Visit the Cost Recovery Product Guide on our Help page for more information.

The equipment represented in this report has been exclusively prepared for JAYME BEAN (jayme.bean@wwebber.com)

Rental Rate Blue Book®

October 17, 2017

Miscellaneous 4X4 1/2 191 CREW GAS
 On-Highway Light Duty Trucks

 Size Class:
100 - 199 HP
 Weight:
4,800 lbs.

Configuration for 4X4 1/2 191 CREW GAS

Cab Type	Crew	Axle Configuration	4X4
Ton Rating	1/2	Power Mode	Gasoline
Horsepower	191		

Blue Book Rates

** FHWA Rate is equal to the monthly ownership cost divided by 176 plus the hourly estimated operating cost.

	Ownership Costs				Estimated Operating Costs Hourly	FHWA Rate** Hourly
	Monthly	Weekly	Daily	Hourly		
Published Rates	\$730.00	\$205.00	\$51.00	\$8.00	\$11.05	\$15.20
Adjustments						
Region (Houston, Texas: 93.2%)	(\$49.64)	(\$13.94)	(\$3.47)	(\$0.54)		
Model Year (2017: 100%)	-	-	-	-		
Ownership (100%)	-	-	-	-		
Operating (100%)					-	
Total:	\$680.36	\$191.06	\$47.53	\$7.46	\$11.05	\$14.92

Rate Element Allocation

Element	Percentage	Value
Depreciation (ownership)	56%	\$408.80/mo
Overhaul (ownership)	29%	\$211.70/mo
CFC (ownership)	5%	\$36.50/mo
Indirect (ownership)	10%	\$73.00/mo
Fuel (operating) @ 2.27	75%	\$8.24/hr

Revised Date: 2nd Half 2017

These are the most accurate rates for the selected Revision Date(s). However, due to more frequent online updates, these rates may not match Rental Rate Blue Book Print. Visit the Cost Recovery Product Guide on our Help page for more information.


The equipment represented in this report has been exclusively prepared for JAYME BEAN (jayne.bean@wwebber.com)

Rental Rate Blue Book®

January 24, 2017

Miscellaneous GAS 4X2 2000 On-Highway Water Tankers

Size Class:
To 199 HP
Weight:
9,600 lbs.



Configuration for GAS 4X2 2000

Tank Capacity	2000 gal	Horsepower	175
Power Mode	Gasoline		

Blue Book Rates

** FHWA Rate is equal to the monthly ownership cost divided by 176 plus the hourly estimated operating cost.

	Ownership Costs				Estimated Operating Costs	FHWA Rate**
	Monthly	Weekly	Daily	Hourly	Hourly	Hourly
Published Rates	\$1,765.00	\$495.00	\$125.00	\$19.00	\$24.25	\$34.28
Adjustments						
Region (Houston: 93.2%)	(\$120.02)	(\$33.66)	(\$8.50)	(\$1.29)		
Model Year (2012: 96.8%)	(\$52.64)	(\$14.76)	(\$3.73)	(\$0.57)		
Ownership (100%)	-	-	-	-		
Operating (100%)					-	
Total:	\$1,592.34	\$446.58	\$112.77	\$17.14	\$24.25	\$33.30

Rate Element Allocation

Element	Percentage	Value
Depreciation (ownership)	51%	\$900.15/mo
Overhaul (ownership)	31%	\$547.15/mo
CFC (ownership)	6%	\$105.90/mo
Indirect (ownership)	12%	\$211.80/mo
Fuel (operating) @ 2.34	65%	\$15.72/hr

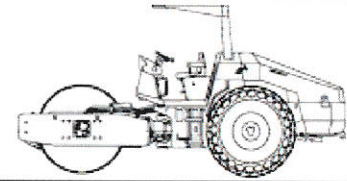
Revised Date: 2nd Half 2016

The equipment represented in this report has been exclusively prepared for JAYME BEAN (jayme.bean@wwebber.com)

Rental Rate Blue Book®

March 15, 2018

Bomag BW211D-40
 Single Drum Vibratory Compactors

 Size Class:
8.0 - 11.9 MTons
 Weight:
22,930 lbs.

Configuration for BW211D-40

Drum Type	Smooth	Drum Width	84 in
Power Mode	Diesel	Net Horsepower	133 hp

Blue Book Rates

** FHWA Rate is equal to the monthly ownership cost divided by 176 plus the hourly estimated operating cost.

	Ownership Costs				Estimated Operating Costs Hourly	FHWA Rate** Hourly
	Monthly	Weekly	Daily	Hourly		
Published Rates	\$4,785.00	\$1,340.00	\$335.00	\$50.00	\$31.90	\$59.09
Adjustments						
Region (Houston, Texas: 91.9%)	(\$387.58)	(\$108.54)	(\$27.13)	(\$4.05)		
Model Year (2017: 99.9%)	(\$4.40)	(\$1.23)	(\$0.31)	(\$0.05)		
Ownership (100%)	-	-	-	-		
Operating (100%)					-	
Total:	\$4,393.02	\$1,230.23	\$307.56	\$45.90	\$31.90	\$56.86

Non-Active Use Rates

	Hourly
Standby Rate	\$17.72
Idling Rate	\$33.85

Rate Element Allocation

Element	Percentage	Value
Depreciation (ownership)	50%	\$2,392.50/mo
Overhaul (ownership)	29%	\$1,387.65/mo
CFC (ownership)	9%	\$430.65/mo
Indirect (ownership)	12%	\$574.20/mo
Fuel (operating) @ 2.57	28%	\$8.89/hr

Revised Date: 1st Half 2018

These are the most accurate rates for the selected Revision Date(s). However, due to more frequent online updates, these rates may not match Rental Rate Blue Book Print. Visit the Cost Recovery Product Guide on our Help page for more information.

The equipment represented in this report has been exclusively prepared for JAYME BEAN (jayne.bean@webber.com)

Rental Rate Blue Book®

March 22, 2018


Broce RJ-350

Self Propelled Pavement Brooms

Size Class:

All

Weight:

N/A

Configuration for RJ-350

 Power Mode **Diesel** Horsepower **80**
Blue Book Rates

** FHWA Rate is equal to the monthly ownership cost divided by 176 plus the hourly estimated operating cost.

	Ownership Costs				Estimated Operating Costs Hourly	FHWA Rate** Hourly
	Monthly	Weekly	Daily	Hourly		
Published Rates	\$2,165.00	\$605.00	\$150.00	\$23.00	\$17.10	\$29.40
Adjustments						
Region (Houston, Texas: 91.3%)	(\$188.36)	(\$52.64)	(\$13.05)	(\$2.00)		
Model Year (2016: 99.6%)	(\$7.91)	(\$2.21)	(\$0.55)	(\$0.08)		
Ownership (100%)	-	-	-	-		
Operating (100%)					-	
Total:	\$1,968.73	\$550.15	\$136.40	\$20.92	\$17.10	\$28.29

Non-Active Use Rates

	Hourly
Standby Rate	\$4.59
Idling Rate	\$18.80

Rate Element Allocation

Element	Percentage	Value
Depreciation (ownership)	31%	\$671.15/mo
Overhaul (ownership)	59%	\$1,277.35/mo
CFC (ownership)	4%	\$86.60/mo
Indirect (ownership)	6%	\$129.90/mo
Fuel (operating) @ 2.57	45%	\$7.61/hr

Revised Date: 1st Half 2018

These are the most accurate rates for the selected Revision Date(s). However, due to more frequent online updates, these rates may not match Rental Rate Blue Book Print. Visit the Cost Recovery Product Guide on our Help page for more information.


The equipment represented in this report has been exclusively prepared for JAYME BEAN (jayne.bean@webber.com)

Rental Rate Blue Book®

March 22, 2018

Caterpillar 966K

4-Wd Articulated Wheel Loaders

 Size Class:
250 - 274 HP
 Weight:
51,927 lbs.

Configuration for 966K

Power Mode	Diesel	Net Horsepower	267 hp
Operator Protection	ROPS/FOPS	Bucket Capacity - Heaped	5.5 cu yd

Blue Book Rates

** FHWA Rate is equal to the monthly ownership cost divided by 176 plus the hourly estimated operating cost.

	Ownership Costs				Estimated Operating Costs Hourly	FHWA Rate** Hourly
	Monthly	Weekly	Daily	Hourly		
Published Rates	\$8,975.00	\$2,515.00	\$630.00	\$95.00	\$51.55	\$102.54
Adjustments						
Region (Houston, Texas: 91.5%)	(\$762.87)	(\$213.77)	(\$53.55)	(\$8.07)		
Model Year (2017: 99.7%)	(\$24.64)	(\$6.90)	(\$1.73)	(\$0.26)		
Ownership (100%)	-	-	-	-		
Operating (100%)					-	
Total:	\$8,187.49	\$2,294.33	\$574.72	\$86.67	\$51.55	\$98.07

Non-Active Use Rates

	Hourly
Standby Rate	\$27.91
Idling Rate	\$68.48

Rate Element Allocation

Element	Percentage	Value
Depreciation (ownership)	41%	\$3,679.75/mo
Overhaul (ownership)	40%	\$3,590.00/mo
CFC (ownership)	8%	\$718.00/mo
Indirect (ownership)	11%	\$987.25/mo
Fuel (operating) @ 2.57	43%	\$21.96/hr

Revised Date: 1st Half 2018

These are the most accurate rates for the selected Revision Date(s). However, due to more frequent online updates, these rates may not match Rental Rate Blue Book Print. Visit the Cost Recovery Product Guide on our Help page for more information.

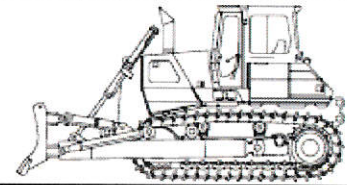
The equipment represented in this report has been exclusively prepared for JAYME BEAN (jayne.bean@wwebber.com)

Rental Rate Blue Book®

March 15, 2018

Komatsu D61PX-15

Lgp Crawler Dozers

 Size Class:
130 - 159 HP
 Weight:
41,735 lbs.

Configuration for D61PX-15

Dozer Type	PAT	Power Mode	Diesel
Net Horsepower	168 hp	Operator Protection	EROPS

Blue Book Rates

** FHWA Rate is equal to the monthly ownership cost divided by 176 plus the hourly estimated operating cost.

	Ownership Costs				Estimated Operating Costs Hourly	FHWA Rate** Hourly
	Monthly	Weekly	Daily	Hourly		
Published Rates	\$8,840.00	\$2,475.00	\$620.00	\$93.00	\$46.65	\$96.88
Adjustments						
Region (Houston, Texas: 91.5%)	(\$751.40)	(\$210.37)	(\$52.70)	(\$7.90)		
Model Year (2017: 99.9%)	(\$8.09)	(\$2.26)	(\$0.57)	(\$0.09)		
Ownership (100%)	-	-	-	-		
Operating (100%)					-	
Total:	\$8,080.51	\$2,262.37	\$566.73	\$85.01	\$46.65	\$92.56

Non-Active Use Rates

	Hourly
Standby Rate	\$19.74
Idling Rate	\$62.75

Rate Element Allocation

Element	Percentage	Value
Depreciation (ownership)	29%	\$2,563.60/mo
Overhaul (ownership)	57%	\$5,038.80/mo
CFC (ownership)	6%	\$530.40/mo
Indirect (ownership)	8%	\$707.20/mo
Fuel (operating) @ 2.57	36%	\$16.84/hr

Revised Date: 1st Half 2018

These are the most accurate rates for the selected Revision Date(s). However, due to more frequent online updates, these rates may not match Rental Rate Blue Book Print. Visit the Cost Recovery Product Guide on our Help page for more information.

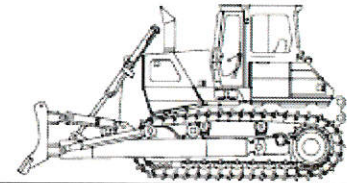
The equipment represented in this report has been exclusively prepared for JAYME BEAN (jayne.bean@webber.com)

Rental Rate Blue Book®

March 1, 2018

Deere 450J LGP (disc. 2016)

Lgp Crawler Dozers

 Size Class:
75 - 84 HP
 Weight:
17,525 lbs.

Configuration for 450J LGP (disc. 2016)

Dozer Type	PAT	Power Mode	Diesel
Net Horsepower	77 hp	Operator Protection	ROPS

Blue Book Rates

** FHWA Rate is equal to the monthly ownership cost divided by 176 plus the hourly estimated operating cost.

	Ownership Costs				Estimated Operating Costs Hourly	FHWA Rate** Hourly
	Monthly	Weekly	Daily	Hourly		
Published Rates	\$4,830.00	\$1,350.00	\$340.00	\$51.00	\$26.80	\$54.24
Adjustments						
Region (Houston, Texas: 91.5%)	(\$410.55)	(\$114.75)	(\$28.90)	(\$4.33)		
Model Year (2016: 100%)	-	-	-	-		
Ownership (100%)	-	-	-	-		
Operating (100%)	-	-	-	-		
Total:	\$4,419.45	\$1,235.25	\$311.10	\$46.67	\$26.80	\$51.91

Non-Active Use Rates

	Hourly
Standby Rate	\$10.80
Idling Rate	\$33.42

Rate Element Allocation

Element	Percentage	Value
Depreciation (ownership)	29%	\$1,400.70/mo
Overhaul (ownership)	57%	\$2,753.10/mo
CFC (ownership)	6%	\$289.80/mo
Indirect (ownership)	8%	\$386.40/mo
Fuel (operating) @ 2.57	31%	\$8.31/hr

Revised Date: 1st Half 2018

These are the most accurate rates for the selected Revision Date(s). However, due to more frequent online updates, these rates may not match Rental Rate Blue Book Print. Visit the Cost Recovery Product Guide on our Help page for more information.

The equipment represented in this report has been exclusively prepared for JAYME BEAN (jayne.bean@webber.com)

CERTIFICATE OF INTERESTED PARTIES

FORM 1295

1 of 1

Complete Nos. 1 - 4 and 6 if there are interested parties.
 Complete Nos. 1, 2, 3, 5, and 6 if there are no interested parties.

**OFFICE USE ONLY
 CERTIFICATION OF FILING**

Certificate Number:
 2018-387043

Date Filed:
 08/01/2018

Date Acknowledged:
 09/25/2018

1 Name of business entity filing form, and the city, state and country of the business entity's place of business.

Webber, LLC
 Richmond, TX United States

2 Name of governmental entity or state agency that is a party to the contract for which the form is being filed.

Fort Bend County

3 Provide the identification number used by the governmental entity or state agency to track or identify the contract, and provide a description of the services, goods, or other property to be provided under the contract.

0543-02-063, etc
 Modifications due to unsuitable material encountered for subgrade along EBFR

4	Name of Interested Party	City, State, Country (place of business)	Nature of interest (check applicable)	
			Controlling	Intermediary

5 Check only if there is NO Interested Party.

6 UNSWORN DECLARATION

My name is _____, and my date of birth is _____.

My address is _____, _____, _____, _____, _____.
(street) (city) (state) (zip code) (country)

I declare under penalty of perjury that the foregoing is true and correct.

Executed in _____ County, State of _____, on the _____ day of _____, 20____.
(month) (year)

 Signature of authorized agent of contracting business entity
 (Declarant)