

DANNENBAUM ENGINEERING CORPORATION

3100 WEST ALABAMA HOUSTON, TEXAS 77098 P.O. BOX 22292 HOUSTON, TEXAS 77227 (713) 520-9570

**ENGINEERING
EXCELLENCE
SINCE
1945**

Richard Stolleis, P.E.
Fort Bend County
301 Jackson Street
Richmond, Texas 77469-3108

Invoice Date: July 13, 2018
Invoice Period: 06/01/18 Through 06/30/18
Invoice Number: 459301/75/II

For Professional Services:

In connection with improvements to FM 1093 from State Highway 99 to west of FM 359 in Fort Bend County

Work Authorization No. 1, including Amendment No. 1 - 6

P.O. Number 85425

Mobility Bond Project #748

| DESCRIPTION OF WORK TASK | TOTAL CONTRACT AMOUNTS | PERCENT COMPLETE TO DATE | AMOUNTS EARNED TO DATE | PREVIOUSLY INVOICED AMOUNTS | CURRENT INVOICE AMOUNTS |
|---|------------------------------|--------------------------------|------------------------------|-----------------------------------|-------------------------------|
| Pre-Award Costs | | | | | |
| Dannenbaum Engineering Corporation | \$ 100,000.00 | 100.00% | \$ 100,000.00 | \$ 100,000.00 | \$ - |
| Subtotal Pre-Award Costs | \$ 100,000.00 | | \$ 100,000.00 | \$ 100,000.00 | \$ - |
| PHASE I | | | | | |
| Advanced Planning | | | | | |
| Environmental / NEPA (Jacobs) | \$ 199,523.45 | 100.00% | \$ 199,523.45 | \$ 199,523.45 | \$ - |
| Environmental / NEPA (Jacobs) (Re-Evaluation) | \$ 192,856.87 | 100.00% | \$ 192,856.87 | \$ 192,856.87 | \$ - |
| Schematic Design (Klotz) | \$ 181,731.00 | 100.00% | \$ 181,731.00 | \$ 181,731.00 | \$ - |
| Drainage Impact Report (Klotz) | \$ 182,020.00 | 100.00% | \$ 182,020.00 | \$ 182,020.00 | \$ - |
| Additional Services | | | | | |
| Metro ROW Redesign - Schematic (Klotz) | \$ 124,250.00 | 100.00% | \$ 124,250.00 | \$ 124,250.00 | \$ - |
| Metro ROW Redesign - Drainage Analysis (Klotz) | \$ 50,750.00 | 100.00% | \$ 50,750.00 | \$ 50,750.00 | \$ - |
| Metro ROW Redesign - Schematic (DEC) (See attached for breakdown) | \$ 80,000.00 | 100.00% | \$ 80,000.00 | \$ 80,000.00 | \$ - |
| Metro ROW Redesign - Drainage Analysis (DEC) (See attached for breakdown) | \$ 45,000.00 | 100.00% | \$ 45,000.00 | \$ 45,000.00 | \$ - |
| Management & Engineering | | | | | |
| Management (DEC) (See attached for breakdown) | \$ 1,200,373.44 | 100.00% | \$ 1,200,370.05 | \$ 1,200,370.05 | \$ - |
| Segment D Design (Costello) | \$ 1,469,342.10 | 100.00% | \$ 1,469,342.10 | \$ 1,469,342.10 | \$ - |
| Segment C Design (BBI) | \$ 1,376,703.72 | 100.00% | \$ 1,376,703.72 | \$ 1,376,703.72 | \$ - |
| Segment B Design (Half) | \$ 567,773.00 | 100.00% | \$ 567,773.00 | \$ 567,773.00 | \$ - |
| TCP Design (Klotz) | \$ 449,010.00 | 100.00% | \$ 449,010.00 | \$ 449,010.00 | \$ - |
| Traffic Engineering (Teds - Signing & Signals) | \$ 272,279.00 | 100.00% | \$ 272,279.00 | \$ 272,279.00 | \$ - |
| Post-Design Services | | | | | |
| Management (DEC) (See attached for breakdown) | \$ 269,301.43 | 95.31% | \$ 256,661.44 | \$ 256,267.70 | \$ 393.74 |
| Segment B Design (Half) | \$ 20,000.00 | 98.23% | \$ 19,646.52 | \$ 19,646.52 | \$ - |
| Segment C Design (BBI) | \$ 26,725.00 | 70.49% | \$ 18,837.69 | \$ 18,837.69 | \$ - |
| Segment D Design (Costello) | \$ 81,672.00 | 92.38% | \$ 75,448.01 | \$ 75,448.01 | \$ - |
| Traffic Engineering (Teds - Signing & Signals) | \$ 31,733.36 | 89.01% | \$ 28,247.36 | \$ 28,247.36 | \$ - |
| Toll Gantry (Ramos) | \$ 8,000.00 | 90.13% | \$ 7,210.01 | \$ 7,210.01 | \$ - |
| TCP & Drainage (Klotz) | \$ 16,722.50 | 94.68% | \$ 15,832.50 | \$ 15,832.50 | \$ - |
| Survey (Weisser) | \$ 15,000.00 | 100.00% | \$ 15,000.00 | \$ 15,000.00 | \$ - |
| Geotechnical (HTS) | \$ 7,872.00 | 100.00% | \$ 7,872.00 | \$ 7,872.00 | \$ - |
| HEB Right Turn Lane | | | | | |
| Drainage (Klotz) | \$ 2,212.50 | 100.00% | \$ 2,212.50 | \$ 2,212.50 | \$ - |
| Management (DEC) | \$ 2,598.68 | 100.00% | \$ 2,598.68 | \$ 2,598.68 | \$ - |
| Segment C Design (BBI) | \$ 2,500.00 | 100.00% | \$ 2,500.00 | \$ 2,500.00 | \$ - |
| Extras | | | | | |
| Survey (Weisser) | \$ 262,180.00 | 100.00% | \$ 262,180.00 | \$ 262,180.00 | \$ - |
| ROW Parcel Mapping (Weisser) | \$ 156,379.21 | 100.00% | \$ 156,379.21 | \$ 156,379.21 | \$ - |
| Geotechnical (HTS) | \$ 120,970.00 | 100.00% | \$ 120,970.00 | \$ 120,970.00 | \$ - |
| Signal Warrant Studies (Teds) | \$ 2,820.00 | 100.00% | \$ 2,820.00 | \$ 2,820.00 | \$ - |
| Illumination (Teds) | \$ 53,376.83 | 100.00% | \$ 53,376.83 | \$ 53,376.83 | \$ - |
| Utility Coordination (DEC) (See attached for breakdown) | \$ 126,286.62 | 100.00% | \$ 126,286.62 | \$ 126,286.62 | \$ - |
| Utility Locating - SUE (LTRA) | \$ 63,565.82 | 100.00% | \$ 63,565.82 | \$ 63,565.82 | \$ - |
| Survey - Stake Right-of-Way (Weisser) Post-Design Services | \$ 13,520.00 | 100.00% | \$ 13,520.00 | \$ 13,520.00 | \$ - |
| Direct Expenses (DEC) (See attached for breakdown) | \$ 9,688.47 | 100.00% | \$ 9,688.47 | \$ 9,688.47 | \$ - |
| Subtotal PHASE I | \$ 7,684,737.00 | | \$ 7,652,462.85 | \$ 7,652,069.11 | \$ 393.74 |

Invoice Date: July 13, 2018
 Invoice Period: 06/01/18 Through 06/30/18
 Invoice Number: 459301/75/II

| | | | | | |
|---|-------------------------|---------------|-------------------------|-------------------------|---------------------|
| PHASE II | | | | | |
| Advanced Planning | | | | | |
| Environmental (Klotz) | \$ 552,394.25 | 100.00% | \$ 552,394.25 | \$ 552,394.25 | \$ - |
| Schematic Design (Klotz) | \$ 242,986.25 | 100.00% | \$ 242,986.25 | \$ 242,986.25 | \$ - |
| Drainage Impact Report (Klotz) | \$ 136,246.00 | 96.28% | \$ 131,176.00 | \$ 131,176.00 | \$ - |
| Drainage Analysis (Costello) | \$ 19,180.00 | 98.88% | \$ 18,964.76 | \$ 18,964.76 | \$ - |
| Management & Engineering | | | | | |
| Management (DEC) (See attached for breakdown) | \$ 557,882.00 | 97.60% | \$ 544,472.08 | \$ 526,313.71 | \$ 18,158.37 |
| Segment B - Section 2 Design (Half) | \$ 606,560.00 | 100.00% | \$ 606,560.00 | \$ 606,560.00 | \$ - |
| Segment B - Section 1 Design (DEC) (See attached for breakdown) | \$ 587,135.00 | 100.00% | \$ 587,135.00 | \$ 587,135.00 | \$ - |
| Segment A Design (CivilCorp) | \$ 608,288.40 | 100.00% | \$ 608,288.40 | \$ 597,773.19 | \$ 10,515.21 |
| TCP Design (DEC) (See attached for breakdown) | \$ 131,006.53 | 100.00% | \$ 131,006.53 | \$ 131,006.53 | \$ - |
| Traffic Engineering (Teds - Signing & Signals) | \$ 231,670.24 | 98.46% | \$ 228,099.24 | \$ 228,099.24 | \$ - |
| Construction Management, Inspection & Material Testing | \$ - | 0.00% | \$ - | \$ - | \$ - |
| Extras | | | | | |
| Survey (Weisser) | \$ 17,073.08 | 100.00% | \$ 17,073.08 | \$ 17,073.08 | \$ - |
| ROW Parcel Mapping (Weisser) | \$ 216,554.47 | 100.00% | \$ 216,554.47 | \$ 216,554.47 | \$ - |
| Geotechnical (HTS) | \$ 124,251.00 | 100.00% | \$ 124,248.50 | \$ 124,248.50 | \$ - |
| Utility Coordination (DEC) (See attached for breakdown) | \$ 135,333.00 | 100.00% | \$ 135,333.00 | \$ 135,333.00 | \$ - |
| Utility Relocation Design (DEC) (See attached for breakdown) | \$ 59,807.00 | 83.80% | \$ 50,116.21 | \$ 39,130.05 | \$ 10,986.16 |
| Utility Locating - SUE (LTRA) | \$ 17,310.78 | 100.00% | \$ 17,310.78 | \$ 17,310.78 | \$ - |
| Direct Expenses (DEC) (See attached for breakdown) | \$ 20,000.00 | 95.11% | \$ 19,021.60 | \$ 17,983.32 | \$ 1,038.28 |
| Phase II-A Post-Design Services | | | | | |
| Management & Engineering | | | | | |
| Management (DEC) (See attached for breakdown) | \$ 143,688.00 | 30.35% | \$ 43,610.99 | \$ 34,698.10 | \$ 8,912.89 |
| Segment B Design (DEC) (See attached for breakdown) | \$ 48,130.00 | 15.46% | \$ 7,440.49 | \$ 7,440.49 | \$ - |
| Segment B Design (Half) | \$ 53,973.00 | 46.87% | \$ 25,299.78 | \$ 18,895.40 | \$ 6,404.38 |
| Traffic Engineering (Teds - Signing, Signals, Illumination) | \$ 28,056.00 | 25.79% | \$ 7,234.32 | \$ - | \$ 7,234.32 |
| Extras | | | | | |
| Survey - Stake Right-of-Way (Weisser) | \$ 27,500.00 | 100.00% | \$ 27,500.00 | \$ 27,500.00 | \$ - |
| ROW Parcel Mapping (Weisser) | \$ 8,000.00 | 0.00% | \$ - | \$ - | \$ - |
| Subtotal PHASE II | \$ 4,573,025.00 | | \$ 4,341,825.73 | \$ 4,278,576.12 | \$ 63,249.61 |
| TOTALS | \$ 12,357,762.00 | 97.87% | \$ 12,094,288.58 | \$ 12,030,645.23 | \$ 63,643.35 |

TOTAL AMOUNT DUE THIS INVOICE: \$63,643.35

459301/DRM/II

ok to pay
 WBS
 7/17/18

| DESCRIPTION OF WORK TASK | HOURS/UNITS | RATE | AMOUNT |
|---|-------------|-----------|---------------------|
| Details for Dannenbaum Engineering Corporation | | | |
| Phase I Post-Design Services | | | |
| Management & Engineering Phase I | | | |
| Management (DEC) | | | |
| Michael Kaspar, Project Engineer | 2.00 | \$ 196.87 | \$ 393.74 |
| Subtotal | 2.00 | | \$ 393.74 |
| Management & Engineering Phase II | | | |
| Management (DEC) | | | |
| Michael Kaspar, Project Engineer | 68.90 | \$ 196.87 | \$ 13,564.34 |
| Keith Frederickson, Senior Engineering Technician | 2.00 | 143.75 | 287.50 |
| Ina Caceras, Project Engineer | 18.50 | 130.15 | 2,407.78 |
| Iman Fallah, Project Engineer | 1.00 | 125.00 | 125.00 |
| May Ahmad, Senior Engineering Technician | 11.00 | 91.00 | 1,001.00 |
| Leslie Manzano, Clerical | 11.50 | 53.63 | 616.75 |
| Miguel Tellez, Clerical | 3.00 | 52.00 | 156.00 |
| Subtotal | 115.90 | | \$ 18,158.37 |
| Extras - Phase II | | | |
| Utility Relocation Design - Phase II | | | |
| Michel Maksoud, Project Manager | 0.50 | \$ 398.78 | \$ 199.39 |
| Michael Kaspar, Project Engineer | 52.15 | 196.87 | 10,266.77 |
| Miguel Tellez, Clerical | 10.00 | 52.00 | 520.00 |
| Subtotal | 62.65 | | \$ 10,986.16 |
| Direct Expenses - Phase II | | | |
| Federal Express | | | \$ 16.34 |
| M. Kaspar - Mileage | 132.00 | \$ 0.545 | 71.94 |
| Accessible Design Solutions - TAS Inspections | | | 950.00 |
| Subtotal | | | \$ 1,038.28 |
| Phase II-A Post-Design Services (SA6) | | | |
| Management & Engineering Phase II-A (SA6) | | | |
| Management (DEC) | | | |
| Michael Kaspar, Project Engineer | 39.00 | \$ 196.87 | \$ 7,677.93 |
| Najib Azouggagh, Project Engineer | 4.00 | 119.68 | 478.72 |
| John Farah, Project Engineer | 8.00 | 94.53 | 756.24 |
| Subtotal | 51.00 | | \$ 8,912.89 |
| TOTAL | | | \$ 39,489.44 |

**FM 1093 Westpark Extension
Progress Report
From June 09, 2018 to July 11, 2018
Report Date: July 12, 2018**

Fort Bend County Engineer: Richard W. Stolleis, P.E.

Program Director: David Milner, P.E.
Dannenbaum Engineering Corporation (DEC) - Houston

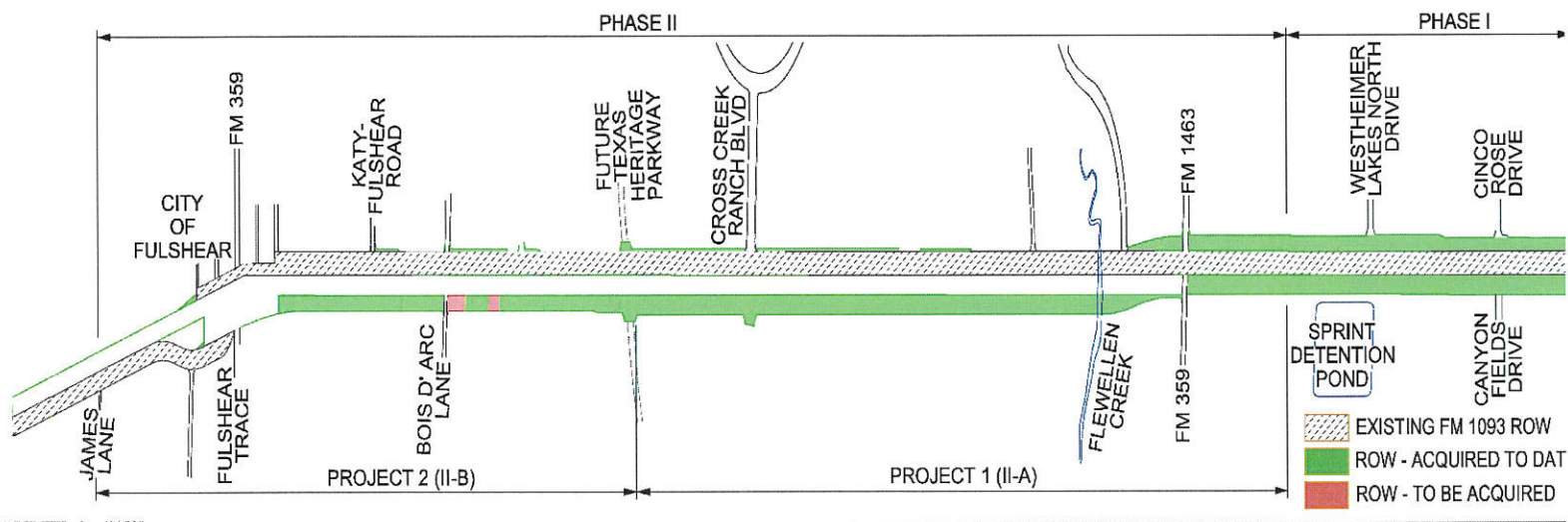
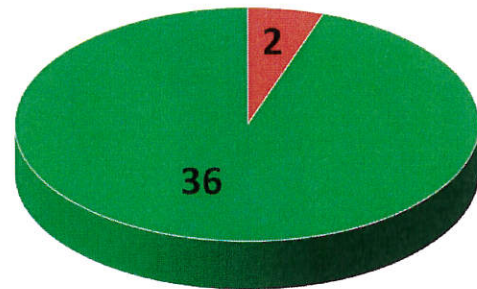
Phase II Project Description

Phase II consists of extending the frontage roads along FM 1093 from FM 1463/FM 359 (Phase I Limits) to west of Cross Creek Ranch. A proposed boulevard roadway continues west and connects to the existing FM 1093 roadway at James Lane in Fulshear.

Phase II ROW Acquisition Summary

| | | |
|----------------------------------|---|-----------|
| • Total Parcels | - | 38 |
| • Parcels Acquired | - | 36 |
| • Parcels Ready to Close | - | 0 |
| • Parcels in Condemnation | - | 2 |
| • Parcels to be Donated | - | 0 |

Number of Parcels Acquired to Date

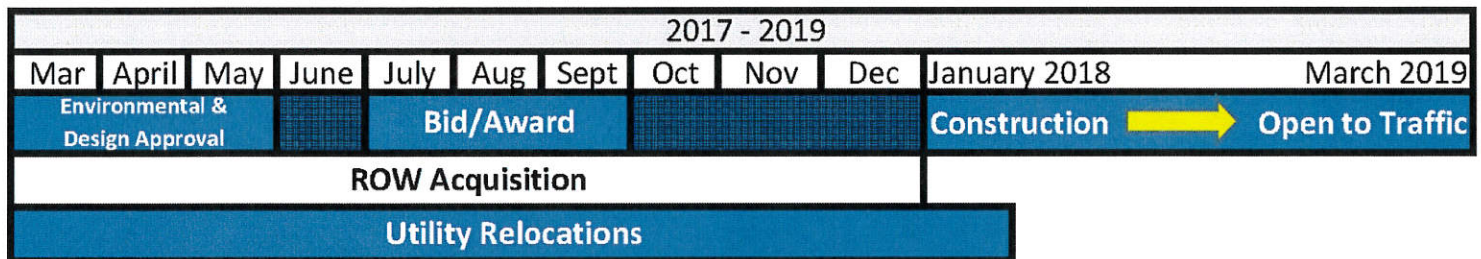


**FM 1093 Westpark Extension
Progress Report
From June 09, 2018 to July 11, 2018
Report Date: July 12, 2018**

Phase II-A – Project Timeline (FM 359/FM 1463 to West of Cross Creek Ranch)

- Begin Construction: January 2018
- Complete Construction: March 2019

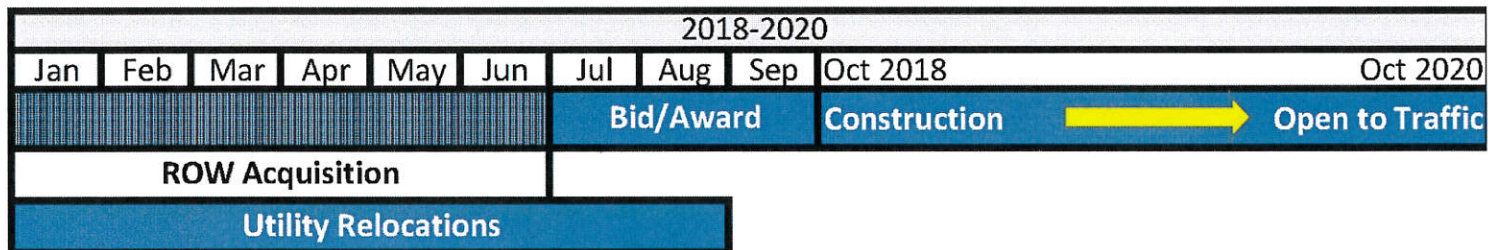
PHASE II-A – PROJECT TIMELINE



Phase II-B – Project Timeline (West of Cross Creek Ranch to James Lane in Fulshear)

- TxDOT will construct Phase II-B
- TxDOT Advertised on June 19 and Opened Bids on July 11
- Begin Construction: Fall 2018
- Complete Construction: Fall 2020

PHASE II-B – PROJECT TIMELINE




David R. Milner, P.E.

**Invoice Number**

6-192-27625

Invoice Date

May 24, 2018

Account NumberPage
5 of 10**Ship Date:** May 15, 2018**Cust. Ref.:** 9100**Ref.#2:****Payor:** Shipper**Ref.#3:**

The Earned Discount for this ship date has been calculated based on a revenue threshold of \$ 96385.37
Fuel Surcharge - FedEx has applied a fuel surcharge of 7.00% to this shipment.
Distance Based Pricing, Zone 3

Automation INET
Tracking ID [REDACTED]
Service Type FedEx Priority Overnight
Package Type FedEx Envelope
Zone 03
Packages 1
Rated Weight N/A
Delivered May 16, 2018 10:10
Svc Area A1
Signed by L.STEWART
FedEx Use 000000000/197/_

Sender
Tracy Adam
Dannenbaum Engineering Corp.
3100 West Alabama
HOUSTON TX 77098 US

Recipient
The Jim Carter Campaign
6101 Long Prairie RD
FLOWER MOUND TX 75028 US

Transportation Charge 27.58
Discount -6.90
Earned Discount -7.45
Automation Bonus Discount -4.14
Fuel Surcharge 0.64
Total Charge USD **\$9.73**

Ship Date: May 16, 2018**Cust. Ref.:** Terttu Britton Personal**Ref.#2:****Payor:** Shipper**Ref.#3:**

The Earned Discount for this ship date has been calculated based on a revenue threshold of \$ 96385.37
Fuel Surcharge - FedEx has applied a fuel surcharge of 7.00% to this shipment.
Distance Based Pricing, Zone 5
FedEx has audited this shipment for correct packages, weight, and service. Any changes made are reflected in the invoice amount.
We calculated your charges based on a dimensional weight of 3.0 lbs, 7" x 12" x 4", using a dimensional factor of 139.

Automation INET
Tracking ID 772244162563
Service Type FedEx Express Saver
Package Type Customer Packaging
Zone 05
Packages 1
Actual Weight 2.0 lbs, 0.9 kgs
Rated Weight 3.0 lbs, 1.4 kgs
Delivered May 18, 2018 09:41
Svc Area A2
Signed by T.DRILLILION
FedEx Use 000000000/7173/_

Sender
Terttu L. Britton
Dannenbaum Engineering Corp.
3100 West Alabama
HOUSTON TX 77098 US

Recipient
6PM.COM RETURN DEPT.
6PM.com Returns Dept.
100 W. Thomas P. Echols Lane
SHEPHERDSVILLE KY 40165 US

Transportation Charge 19.55
Discount -4.89
Earned Discount -2.93
Automation Bonus Discount 0.82
Total Charge USD **\$12.55**

Ship Date: May 16, 2018**Cust. Ref.:** 4593-02**Ref.#2:****Payor:** Shipper**Ref.#3:**

The Earned Discount for this ship date has been calculated based on a revenue threshold of \$ 96385.37
Fuel Surcharge - FedEx has applied a fuel surcharge of 7.00% to this shipment.
Distance Based Pricing, Zone 2

Automation INET
Tracking ID [REDACTED]
Service Type FedEx Priority Overnight
Package Type FedEx Envelope
Zone 02
Packages 1
Rated Weight N/A
Delivered May 17, 2018 09:06
Svc Area A1
Signed by A.ALBA
FedEx Use 000000000/186/_

Sender
Heather Arcolas
Dannenbaum Engineering Corpora
3100 W. Alabama
HOUSTON TX 77098 US

Recipient
TCEQ
TCEQ-Stormwater Processing (MC
12100 Park 35 Circle
AUSTIN TX 78753 US

Transportation Charge 23.15
Discount -5.79
Earned Discount -6.25
Automation Bonus Discount -3.47
Fuel Surcharge 0.53
Total Charge USD **\$8.17**

Ship Date: May 16, 2018**Cust. Ref.:** 4593-02**Ref.#2:****Payor:** Shipper**Ref.#3:**

The Earned Discount for this ship date has been calculated based on a revenue threshold of \$ 96385.37
Fuel Surcharge - FedEx has applied a fuel surcharge of 7.00% to this shipment.
Distance Based Pricing, Zone 2

Automation INET
Tracking ID [REDACTED]
Service Type FedEx Priority Overnight
Package Type FedEx Envelope
Zone 02
Packages 1

Sender
Heather Arcolas
Dannenbaum Engineering Corpora
3100 W. Alabama
HOUSTON TX 77098 US

Recipient
TCEQ
TCEQ-Stormwater Processing (MC
12100 Park 35 Circle
AUSTIN TX 78753 US

Continued on next page

**Invoice Number**

6-192-27625

Invoice Date

May 24, 2018

Account Number

Page

6 of 10

Tracking ID: 772252864747 continued

| | | | |
|--------------|--------------------|---------------------------|-------------------|
| Rated Weight | N/A | Transportation Charge | 23.15 |
| Delivered | May 17, 2018 09:06 | Discount | -5.79 |
| Svc Area | A1 | Earned Discount | -6.25 |
| Signed by | A.ALBA | Automation Bonus Discount | -3.47 |
| FedEx Use | 000000000/186/_ | Fuel Surcharge | 0.53 |
| | | Total Charge | USD \$8.17 |

Ship Date: May 18, 2018**Cust. Ref.:** 1540**Ref.#2:****Payor:** Shipper**Ref.#3:**

The Earned Discount for this ship date has been calculated based on a revenue threshold of \$96385.37

Fuel Surcharge - FedEx has applied a fuel surcharge of 7.00% to this shipment.

Distance Based Pricing, Zone 3

| | | | |
|--------------|--------------------------|------------------------------|--------------------------------|
| Automation | INET | Sender | Recipient |
| Tracking ID | | Tracy Adam | Amy Burnley |
| Service Type | FedEx Priority Overnight | Dannenbaum Engineering Corp. | Dannenbaum Engineering- San An |
| Package Type | FedEx Pak | 3100 West Alabama | 415 EMBASSY OAKS Ste.102 |
| Zone | 03 | HOUSTON TX 77098 US | SAN ANTONIO TX 78216 US |

| | | | |
|--------------|--------------------|---------------------------|--------------------|
| Packages | 1 | | |
| Rated Weight | 1.0 lbs, 0.5 kgs | Transportation Charge | 40.99 |
| Delivered | May 21, 2018 08:30 | Discount | -10.25 |
| Svc Area | A1 | Earned Discount | -10.66 |
| Signed by | N.KRIMMEL | Automation Bonus Discount | -6.15 |
| FedEx Use | 000000000/1508/_ | Fuel Surcharge | 0.98 |
| | | Total Charge | USD \$14.91 |

Ship Date: May 21, 2018**Cust. Ref.:** Personal**Ref.#2:****Payor:** Shipper**Ref.#3:**

The Earned Discount for this ship date has been calculated based on a revenue threshold of \$95453.11

Fuel Surcharge - FedEx has applied a fuel surcharge of 7.25% to this shipment.

Distance Based Pricing, Zone 2

Package Delivered to Recipient Address - Release Authorized

| | | | |
|--------------|--------------------------|------------------------------|--------------------|
| Automation | INET | Sender | Recipient |
| Tracking ID | | Tanya Harris | Lisa Shanahan |
| Service Type | FedEx Standard Overnight | Dannenbaum Engineering Corp. | 231 Wickwood Drive |
| Package Type | FedEx Box | 3100 West Alabama | SPRING TX 77386 US |
| Zone | 02 | HOUSTON TX 77098 US | |

| | | | |
|----------------|--------------------|---------------------------|--------------------|
| Packages | 1 | | |
| Rated Weight | 3.0 lbs, 1.4 kgs | Transportation Charge | 29.61 |
| Declared Value | USD 50.00 | Discount | -7.40 |
| Delivered | May 22, 2018 10:30 | Earned Discount | -7.70 |
| Svc Area | A1 | Automation Bonus Discount | -4.44 |
| Signed by | see above | Fuel Surcharge | 1.03 |
| FedEx Use | 000000000/1283/02 | Residential Delivery | 4.15 |
| | | Declared Value Charge | 0.00 |
| | | Total Charge | USD \$15.25 |

Ship Date: May 21, 2018**Cust. Ref.:** 1540**Ref.#2:****Payor:** Shipper**Ref.#3:**

The Earned Discount for this ship date has been calculated based on a revenue threshold of \$95453.11

Fuel Surcharge - FedEx has applied a fuel surcharge of 7.25% to this shipment.

Distance Based Pricing, Zone 5

| | | | |
|--------------|--------------------------|------------------------------|--------------------------------|
| Automation | INET | Sender | Recipient |
| Tracking ID | | Tracy Adam | Rosy Cardenas |
| Service Type | FedEx Priority Overnight | Dannenbaum Engineering Corp. | Dannenbaum Engineering- El Pas |
| Package Type | FedEx Pak | 3100 West Alabama | 10737 Gateway Blvd, Suite 112 |
| Zone | 05 | HOUSTON TX 77098 US | EL PASO TX 79935 US |

| | | | |
|--------------|--------------------|---------------------------|--------------------|
| Packages | 1 | | |
| Rated Weight | 1.0 lbs, 0.5 kgs | Transportation Charge | 59.47 |
| Delivered | May 22, 2018 10:07 | Earned Discount | -15.46 |
| Svc Area | A1 | Automation Bonus Discount | -8.92 |
| Signed by | J.GARZA | Fuel Surcharge | 2.54 |
| FedEx Use | 000000000/1552/_ | Total Charge | USD \$37.63 |

Shipper Subtotal**USD****\$275.67**

Michael Kaspar

41

Accessible Design Solutions

505 N Sam Houston Pkwy E, Ste. 280
Houston, TX 77060

Invoice

| Date | Invoice # |
|----------|-----------|
| 7/3/2018 | 18-1095 |

| Bill To |
|---|
| Dannenbaum Engineering Corp 3100 West Alabama Houston, TX 77098 |

| P.O. No. | Terms | Project |
|----------|----------------|---------|
| | Due on receipt | |

| Item | Description | Rate | Amount |
|----------------|---|--------|-----------------|
| TAS Inspection | 15-0142 / B5813566 - FM 1093 Westpark Extension - Segment D-1258-03-042 | 475.00 | 475.00 |
| TAS Inspection | 15-0143 / B5813569 - FM 1093 Westpark Extension - Segment B3/C - 1258-03-043 | 475.00 | 475.00 |
| Total | | | \$950.00 |