

STATE OF TEXAS

COUNTY OF FORT BEND

**AMENDMENT NO. 4 TO WORK AUTHORIZATION NO. 3 & NO. 4
TO PROFESSIONAL SERVICE AGREEMENT FOR PARK AND RIDE FACILITY PLANNING
AND CONSULTING SERVICES
SOQ 09-072**

THIS AMENDMENT, is made and entered into by and between Fort Bend County (hereinafter "County"), a body corporate and politic under the laws of the State of Texas, and IDCUS, (formerly known as IDC, Inc., hereinafter "Engineer" or "Contractor"), a company authorized to conduct business in the State of Texas.

WHEREAS, the parties executed and accepted that certain Professional Engineering Services Agreement on January 26, 2010 (hereinafter "Agreement") for preliminary planning activities for park and ride facilities located in Fort Bend County, Texas; and

WHEREAS, the parties executed Work Authorization No. 3 and Work Authorization No. 4 on or about September 24, 2013, and as amended on March 25, 2014, November 24, 2014, and November 28, 2017 incorporated herein by reference; and
and attached as Exhibit A: and

WHEREAS, the following changes are incorporated as if a part of the original Agreement incorporated by reference in the same as if fully set forth verbatim herein;

NOW, THEREFORE, the parties do mutually agree as follows:

1. The time for performance of Services shall be extended for another twenty-seven (27) months and terminate on December 31, 2020, unless extended by further agreement of the parties.
2. Certain State Law Requirements for Contracts:


The contents of this Section are required by Texas Law and are included by County regardless of content.

- a. Agreement to Not Boycott Israel Chapter 2270 Texas Government Code: By signature below, Contractor verifies Contractor does not boycott Israel and will not boycott Israel during the term of this Agreement.
- b. Texas Government Code Section 2251.152 Acknowledgment: By signature below, Contractor represents pursuant to Section 2252.152 of the Texas


Government Code, that Contractor is not listed on the website of the Comptroller of the State of Texas concerning the listing of companies that are identified under Section 806.051, Section 807.051 or Section 2253.153

All terms and conditions of the Agreement, including any addenda or amendments, not modified herein shall remain in full force and effect for the term of the Agreement. If there is a conflict between this Fourth Amendment and the Agreement for Professional Services, the provisions of this Fourth Amendment shall prevail with regard to the conflict.


FORT BEND COUNTY



Robert E. Hebert, County Judge



ATTEST:



Laura Richard, County Clerk

IDCUS




Authorized Agent- Signature

Larry F. Janek
Authorized Agent- Printed Name

Principal
Title

3-20-2013
Date

Reviewed by:



Paulette Shelton, Public Transportation Director

AUDITOR'S CERTIFICATE

I hereby certify that funds are available in the amount of \$484907.28
to accomplish and pay the obligation of Fort Bend County under this contract.



Robert E. Sturdivant, County Auditor

EXHIBIT A

5

SOQ 09-072

THIS AMENDMENT, is made and entered into by and between Fort Bend County (hereinafter "County"), a body corporate and politic under the laws of the State of Texas, and IDCUS, Inc., (hereinafter "Engineer"), a company authorized to conduct business in the State of Texas.

WHEREAS, the parties executed and accepted that certain Professional Engineering Services Agreement on January 26, 2010 (hereinafter "Agreement") for preliminary planning activities for park and ride facilities located in Fort Bend County, Texas; and

WHEREAS, the parties executed Work Authorization No. 3 and Work Authorization No. 4 on September 24, 2013, incorporated herein by reference; and

WHEREAS, the parties executed and accepted that certain Amendment No. 1 to Work Authorization No. 3 and that certain Amendment No. 1 to Work Authorization No. 4 on March 25, 2014, incorporated herein by reference; and

WHEREAS, the parties executed and accepted that certain Amendment No. 2 to Work Authorization No. 3 and Work Authorization No. 4 (combined) on November 24, 2014, incorporated herein by reference, and attached as Exhibit A; and

WHEREAS, the parties desire to add additional services for Work Authorizations No. 3 and No. 4 and increase the Maximum Compensation for Services performed;

NOW, THEREFORE, the parties do mutually agree as follows:

- 1. The engineering services generally described as planning and design work to be performed by Engineer in Work Authorization No. 3 and Work Authorization No. 4, and Amendments 1 and 2 to those Work Authorizations shall be further modified as reflected in the "Revised Engineer's Scope of Service and Detailed Cost Proposal", attached hereto as Exhibit B and made a part of this Amendment No. 3.**
- 2. The Maximum Compensation for Services for Work Authorization No. 3 and Work Authorization No. 4 shall be increased by an additional amount of one hundred sixty-four thousand two hundred and twelve dollars and 28/100**

(\$164,212.28) bringing the total maximum compensation for Services for Work Authorizations No. 3 and No. 4 to four hundred eight four thousand nine hundred seven dollars and 28/100 (\$484,907.28).

3. The time for performance of Services shall terminate on September 30, 2018, unless extended by further agreement of the parties.
4. All terms and conditions of the Agreement, including any addenda or amendments, not modified herein shall remain in full force and effect for the term of the Agreement. If there is a conflict between this Third Amendment and the Agreement for Professional Services, the provisions of this Third Amendment shall prevail with regard to the conflict.

FORT BEND COUNTY



Grady Prestage, Commissioner, Precinct 2
Presiding Officer, Commissioners Court, November 28, 2017

IDCUS INC.


Authorized Agent- Signature

Larry F. Jank
Authorized Agent- Printed Name


Principal
Title

11-16-2017
Date

ATTEST:



Laura Richard, County Clerk



APPROVED:



Paulette Shelton, Public Transportation Director

AUDITOR'S CERTIFICATE

I hereby certify that funds are available in the amount of \$ 484,907.28
to accomplish and pay the obligation of Fort Bend County under this contract.




Robert E. Sturdivant, County Auditor

EXHIBIT A

STATE OF TEXAS §
 §
COUNTY OF FORT BEND §



AMENDMENT NO. 2 TO WORK AUTHORIZATION NO. 3 & NO. 4

THIS AMENDMENT, is made and entered into by and between Fort Bend County (hereinafter "County"), a body corporate and politic under the laws of the State of Texas, and IDC, Inc., (hereinafter "Engineer"), a company authorized to conduct business in the State of Texas.

WHEREAS, the parties executed and accepted that certain Professional Engineering Services Agreement on January 26, 2010 (hereinafter "Agreement") for preliminary planning activities for park and ride facilities located in Fort Bend County, Texas; and

WHEREAS, pursuant to the Agreement the parties executed Work Authorization No. 3 and Work Authorization No. 4 on September 24, 2013, incorporated herein by reference; and

WHEREAS, the parties executed and accepted that certain Amendment No. 1 to Work Authorization No. 3 and that certain Amendment No. 1 to Work Authorization No. 4 on March 25, 2014, incorporated herein by reference; and

WHEREAS, the parties desire to modify the scope of professional services to be provided under both Work Authorizations and further extend the deadline for completing such the professional services in this single document.

NOW, THEREFORE, the parties do mutually agree as follows:

1. The engineering services generally described as planning and design work to be performed by Engineer in Work Authorization No. 3 and Work Authorization No. 4 shall be modified as reflected in the Engineer's Scope of Service, Labor Estimate and Schedule further detailed in Exhibits A, B, and C respectively, which are attached hereto and made a part of this Amendment No. 2.
2. The maximum amount payable under this Amendment No. 2 shall be an additional one hundred eighteen thousand one hundred seventy-five dollars and 00/100 (\$118,175.00). This amount is based upon fees set forth in Exhibit B.
3. This Amendment No. 2 shall become effective on the date of final acceptance of the parties hereto and shall terminate on December 31, 2015, unless extended by further agreement of the parties.

Except as provided herein, all terms and conditions of the Agreement, Work Authorization No. 3, and Work Authorization No. 4 shall remain unchanged.

FORT BEND COUNTY

Robert E. Hebert
Robert E. Hebert, County Judge
12-2-2014

IDC, INC.

Jim Gonzales
Authorized Agent- Signature

Jim Gonzales
Authorized Agent- Printed Name

President + CEO
Title

November 24, 2014
Date

ATTEST:

Dianne Wilson
Dianne Wilson, County Clerk

APPROVED:

Paulette Shelton
Paulette Shelton, Public Transportation Director



AUDITOR'S CERTIFICATE

I hereby certify that funds are available in the amount of \$ 118,125.00
to accomplish and pay the obligation of Fort Bend County under this contract.

Robert Edward Sturdivant
Robert Edward Sturdivant, County Auditor

EXHIBIT A

SCOPE OF SERVICE WESTPARK P&R FINAL DESIGN and PS&E WA NO. 3 & NO. 4 (Mod. No. 1) 11/17/2014

General Scope of the Project

The work to be performed by the Engineer under this WA modification consists of providing design services for revising the layout for the proposed Westpark Park and Ride facilities on Fort Bend County's property, described in F.B.C.C.F No. 972666, located within the 1980 block along the north ROW of FM 1093, approximately 1.0 mile east of Mason Road.

These revisions are necessary to incorporate changes to the previously approved layout to include: Eliminate the patron only driveway and convert the bus only driveway to both bus/patron driveway; relocate the right turn lane, including deceleration length, to front only on FBC owned property; reconfigure the parking area to accommodate the change in driveways; adjust location of passenger loading/unloading platform, including canopy and toilettes; and provide for ITS and security cameras.

PARK & RIDE REVISIONS

I Civil Design:

- A. Prepare alternatives for new site layout and meet with County staff to analyze alternatives. Prepare revised layout based on County's preferred alternative.
- B. Revise demolition plans to incorporate new location of right-turn lane.
- C. Revise typical sections to incorporate changes in site layout.
- D. Revise final plan layout to incorporate changes in P&R layout.
- E. Revise contour layout to incorporate changes in P&R final grading.
- F. Revise roadway plan and profile sheets for off-site right-turn passenger vehicle driveway/access road and bus driveway/access road.

II Drainage Design

- A. Revise final design area map to incorporate changes in P&R layout.
- B. Revise detailed hydraulic calculations as necessary to incorporate storm sewer system changes.
- C. Revise final storm layout for driveways, right turn lane, bus loop and parking areas.
- D. Revise storm sewer profiles to incorporate layout changes.

III Utility Design – No Revisions

- IV Signing and Striping (Included in WA No. 4)**
 - A. Revise layouts showing signings and pavement markings for to incorporate changes to FM 1093, parking space limits, handicapped parking, bus lanes only.

- V Miscellaneous Design**
 - A. Title sheet and Index – No Change
 - B. Prepare Quantities and Construction Estimate – No Change
 - C. Prepare Specifications and General Notes – No Change
 - D. Revise SW3P Drawings to incorporate changes.
 - E. Revise Earthwork Cross-sections to incorporate changes.
 - F. Coordinate with TDLR – No Change.
 - G. Prepare Project & Construction Schedule – No Change
 - H Prepare Project Manual – No Change
 - I. Assemble additional PS&E for review.

- VI Parking Area Illumination (Included in WA No. 4)**
 - A. Revise Area Lighting configuration and reanalyze for adequacy.

- VII Landscaping and Irrigation (Included in WA No. 4)**
 - A. Revise 90% plans to incorporate changes to layout.

- VIII Architectural and Structural Design**
 - A. Revise architectural plans for the bus shelter, platform, and driver restroom building to incorporate site layout changes.
 - B. Revise electrical design for platform lighting, restroom building and the design of conduits and wiring for parking lot lighting to incorporate site layout changes. Provide for ITS facilities.
 - C. Revise structural design for the foundations and frame of the canopy structure, foundations and walls for the restroom building to incorporate site layout changes.

- IX Geotechnical Investigations – No Changes**

OFF-SITE UTILITY DESIGN

- X. Utility Design**
 - A. Prepare proposed 12-inch waterline plan and profile sheets (assume 3 sheets). Design connection to Off-site Water Provider. Provide water connection for the Park and Ride area.
 - B. Prepare 8-inch sanitary sewer plan and profile sheets (assume 3 sheets). Design Connection to Off-site Sanitary Sewer Provider. Provide sanitary sewer connection for the Park and Ride area.
 - C. Prepare design for Sanitary Sewer lift station, using a "packaged" lift station.
 - D. Prepare standard detail drawings (assume 8 sheets).

EXHIBIT B
FINAL DESIGN AND PS&E
11/17/2014
IDC
WESTPARK P&R FINAL DESIGN
WA NO. 3 (Mod No. 1)

P&R REVISIONS

TASK DESCRIPTION	COST
I. Civil Design	
A. Revise Final Site Layout	\$1,850
B. Demolition Plan	\$825
C. Revise Final Typical Section	\$1,080
D. Revise Final Plan Layout	\$2,050
E. Revise Contour Layout	\$2,240
F. Revise Off-site for - RT Turn Lane & Bus Driveway	\$4,740
SUBTOTAL TASK	\$12,765
II. Drainage Design	
A. Revise Final Design Area Map	\$285
B. Revise Hydraulic Calculations	\$1,080
C. Revise Final Storm Sewer Layout	\$980
D. Revise Storm Sewer Profiles (1"=40')	\$980
E. Storm Water Detention Facility Pond/outfall	\$0
F. Drainage Details Outfall to TxDOT	\$0
SUBTOTAL TASK	\$3,325
III. Utility Design - Onsite	
A. Existing Utilities Layout	\$0
B. Utility Company Coordination	\$0
C. Water Line Design	\$0
D. Sanitary Sewer Design	\$0
E. Water and Sewer Details	\$0
SUBTOTAL TASK	\$0
IV. Signing and Striping (Included in WA No. 4)	
A. Signing and Striping Layout	
B. Advanced Warning Signs Layout	
C. Signing and Striping Details	
SUBTOTAL TASK	\$0

TASK DESCRIPTION	COST
V. Miscellaneous Design	
A. Title Sheet and Index	\$0
B. Quantities and Construction Estimate	\$0
C. Specifications & General Notes	\$0
D. Revise SW3P Drawings	\$275
E. Revise Earthwork Cross-sections	\$1,065
F. TDLR Coordination	\$0
G. Project & Construction Schedule	\$0
H. Prepare Project Manual	\$0
I. Assemble PS&E	\$650
SUBTOTAL TASK	\$1,990
VI. Parking Lot Illumination (Included in WA No. 4)	
A. Design for Area lighting	
Subtotal	\$0
VII. Landscaping and Irrigation (Included in WA No. 4)	
A. Preliminary Plans	
B. Design Development	
C. Construction documents	
D. Bidding	
SUBTOTAL TASK	\$0
VIII. Architectural and Structural (PGAL)	
A. Revise Architectural Design	6400
B. Revise MEP Design	\$3,500
C. Structural Design	5400
SUBTOTAL TASK	\$15,300
IX. Geotechnical Investigations	
A. Field Exploration	
B. Laboratory Testing	
C. Prepare Draft Report	
D. Prepare Final Report	
SUBTOTAL TASK	\$0
SUBTOTAL COST P&R REVISIONS	\$33,380

STATE OF TEXAS §
 §
COUNTY OF FORT BEND §

AMENDMENT NO. 1 TO WORK AUTHORIZATION NO. 3

THIS AMENDMENT, is made and entered into by and between Fort Bend County (hereinafter "County"), a body corporate and politic under the laws of the State of Texas, and IDC, Inc., (hereinafter "Engineer"), a company authorized to conduct business in the State of Texas.

WHEREAS, the parties executed and accepted that certain Professional Engineering Services Agreement on January 26, 2010 (hereinafter "Agreement") for preliminary planning activities for park and ride facilities located in Fort Bend County, Texas; and

WHEREAS, pursuant to the Agreement the parties executed Work Authorization No. 3 on September 24, 2013, attached hereto as Exhibit A and incorporated herein by reference; and


WHEREAS, the parties desire to extend the deadline for completion of the Work Authorization.

NOW, THEREFORE, the parties do mutually agree as follows:


1. Work Authorization No. 3 shall terminate on December 31, 2014.
2. Exhibit C to Work Authorization No. 3 shall be replaced with the attached Exhibit B.

Except as provided herein, all terms and conditions of the Agreement and Work Authorization No. 3 shall remain unchanged.

FORT BEND COUNTY


Robert E. Hebert, County Judge

IDC, INC.


Authorized Agent- Signature

Jim Gonzales
Authorized Agent- Printed Name

President & CEO
Title

3/18/14
Date

ATTEST:


Dianne Wilson, County Clerk



EXHIBIT A

**WORK AUTHORIZATION NO. 3
AGREEMENT FOR ENGINEERING SERVICES**



THIS WORK AUTHORIZATION is made pursuant to the terms and conditions of Section XIV of the Professional Engineering Services Agreement entered into by and between Fort Bend County, and IDC (the Engineer), on the 26th day of January, 2010.

PART I. The Engineer will perform engineering services generally described as planning and design work in accordance with the project description attached hereto as part of this Work Authorization. The Engineer's Scope of Work, Labor Estimate, and Schedule are further detailed in Exhibits A, B, and C, respectively, which are attached hereto and made a part of the Work Authorization.


Part II. The maximum amount payable under this Work Authorization is \$160,315.00. This amount is based upon fees set forth in Attachment B.

Part III. Payment to the Engineer for the services established under this Work Authorization shall be made in accordance with Section II of the Agreement.

Part IV. This Work Authorization shall become effective on the date of final acceptance of the parties hereto and shall terminate on March 31, 2014, unless extended by a supplemental Work Authorization as provided in the Agreement.

Part V. This Work Authorization does not waive the parties' responsibilities and obligations provided under the Agreement.

IN WITNESS WHEREOF, this Work Authorization is executed in duplicate counterparts and hereby accepted and acknowledged below.

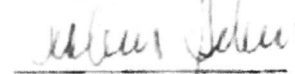
IDC

(Signature)

Jim Gonzalez
(Printed Name)

President & CEO
(Title)

9-18-13
(Date)

FORT BEND COUNTY


(Signature)

(Printed Name)

(Title)

(Date)

EXHIBIT A

SCOPE OF SERVICE WESTPARK P&R FINAL DESIGN and PS&E WA NO. 3 9/12/2013

General Scope of the Project

The work to be performed by the Engineer under this contract modification consists of providing design services for constructing the Westpark Park and Ride facilities on Fort Bend County's property, described in F.B.C.C.F No. 972666, located within the 1980 block along the north ROW of FM 1093, approximately 1.0 mile east of Mason Road.

These facilities include separate curb and gutter driveways, from the existing FM 1093 frontage road, and access roads for bus and passenger vehicles, a parking lot for 204 passenger vehicles, a bus loading platform with tactile warning strip and canopy shelter, a building rest room. A right turn-lane/deceleration lane will also be included along the passenger vehicle driveway.

I Civil Design:

- A. Prepare final site layout and drawings (1"=50') for proposed Right-of-Way for passenger vehicle right turn lane within FBC property and for procurement from HL&P owned property and survey documentation to turnover to TxDOT.
- B. Prepare demolition plans (1"=50') for FM 1093 pavement removal for proposed driveways and right-turn lane and inlet relocation, for other utility relocations and to identify any work to be done by others.
- C. Prepare final typical sections for site improvements
- D. Prepare final plan layout for park and ride facilities showing parking lot, roadways, sidewalks & ADA ramps, driver's restroom building, bus platform, fencing. Include legend for concrete thicknesses and base proposed for roadways, parking pavement and proposed maintenance roadway around detention pond. Show dimension control and ties to bench mark. Provide details for all pavement sections concrete pavement joint details, concrete wheel stop, curb, concrete pavement expansion joint, keyway joint and anchor joint and sidewalk details.
- E. Prepare contour layout (1"=50') for final grading including proposed elevation of high points of pavement/curb at parking, driveway, roadway elevations, platform, sidewalk, restroom slab and detention pond area grading.
- F. Prepare roadway plan and profile sheets for off-site right-turn passenger vehicle driveway/access road and bus driveway/access road. Design passenger access road, driveway for future FBC maintenance vehicle loading. Include traffic control plan for FM 1093 during construction.

II Drainage Design

- A. Prepare final design area map to mitigate outfall to avoid any increase to the existing TxDOT system and conform to Fort Bend County Drainage Design Manual (latest edition).

- B. Prepare detailed hydraulic calculations necessary to incorporate storm sewer system changes to accommodate the ultimate design of the 10.78 acres site and restrictor sizing at connection to TxDOT facility.
- C. Prepare final storm layout for driveways, right turn lane, access roads, parking/ bus inlets, drainage swale at north end, platform roof drains and show end treatment at driveways.
- D. Prepare storm sewer plan and profiles, to be shown on the parking and driveways and access roads P&P sheets, (1"=20'H, 1"=2'V) will include plan and profile information for storm sewers extensions and relocated inlets.
- E. Prepare storm water detention facility pond/outfall plan, sections and details including reducer sizing connection to relocated TxDOT inlet.
- F. Prepare drainage details for outfall to TxDOT drainage system for TxDOT approval

III Utility Design

- A. Prepare existing utility layout (1"=50') showing all underground facilities including water, storm sewer, telecommunications, gas, pipelines, and electrical service. Include drainage report.
- B. Provide Utility Company Coordination including: CenterPoint Gas, AT&T and other construction impacted facilities (including telecommunication companies), MUD District No. 8 for water and sanitary sewer service, HL&P for permanent electrical service to the project, and others as required to relocate as needed to avoid delays to construction.
- C. Provide Water Line Design within FBC property for water service to bus platform and driver's restroom to connect to MUD District No. 8's water line, including water meter and back flow prevention control.
- D. Provide Sanitary Sewer Design within FBC property for sanitary service to driver's restroom to connect to MUD District No. 8's sanitary service.
- E. Provide Water and Sanitary Details to meet MUD District No. 8 requirements and Fort Bend County's standards.

IV Signing and Striping (Deferred) (note1)

- A. Prepare layouts showing signings and pavement markings for improvements to FM 1093, parking space limits, handicapped parking, bus lanes only, driveways and detention pond entrance for maintenance equipment.
- B. Prepare Advanced Warning Signs and Layout for traffic control
- C. Prepare Signing and Striping Details

V Miscellaneous Design

- A. Prepare Title sheet and Index
- B. Prepare Quantities and Construction Estimate for FBC review.
- C. Prepare Specifications and General Notes for Construction Bid Package Showing, notes for AT&T Texas/SBC, Paving, Utility lines, Storm Sewer, CenterPoint Energy Gas Notes, Overhead Power Notes.
- D. Prepare SW3P Drawings showing temporary control measures for construction using Fort Bend Erosion Control standards
- E. Prepare Earthwork Cross-sections for earthwork grading quantities.
- F. Coordinate with TDLR pedestrian access ramp review and approvals.
- G. Prepare Project & Construction Schedule
- H. Prepare Project Manual
- I. Assemble PS&E

- VI Parking Area Illumination (Deferred) (note1)**
- A. Provide Design for Area Lighting and security for parking area and driveways including underground power layout. Provide load analysis and wiring diagrams, electrical riser diagram, underground conduit layout to main service panel.
Provide Site Lighting Photometric plan. Provide Electrical Design for Panel Details and One Line Diagram; Provide Schedule for Wire and Conduit and Light Fixtures.
- VII Landscaping and Irrigation (Deferred) (note1)**
- A. Meet with owner and develop preliminary landscaping design for tree/shrub planting areas.
 - B. After preliminary plans are approved by the owner, develop design plans for landscaping layouts and details, and irrigation layout and details.
 - C. Prepare final construction plans, specifications and quantities for landscaping and irrigation design.
 - D. Prepare bid set documents.
- VIII Architectural and Structural Design**
- A. Prepare architectural plans for the bus shelter, platform, and driver restroom building, as defined during preliminary design. Work will include the preparation of construction documents and specifications for the elements including the electrical and plumbing design.
 - B. Electrical design for platform lighting, restroom building and the design of conduits and wiring for parking lot lighting.
 - C. Structural design for the foundations and frame of the canopy structure, foundations and walls for the restroom building and miscellaneous foundations for platform furniture.
- IX Geotechnical Investigations**
- A. Obtain bore hole data and prepare geotechnical report with recommendations for construction of proposed pavement, detention pond, bus loading canopy, and light poles.
 - B. A total of 16 bore holes will be drilled; 4 each at 5ft and 6 each at 20 ft.
 - C. Prepare 2 copies of draft report for review.
 - * Boring logs and test data,
 - * Ground water conditions,
 - * Generalized subsurface conditions,
 - * Concrete pavement thickness recommendations,
 - * Pavement subgrade preparation recommendations,
 - * Slope stability analysis for the detention pond,
 - * Light pole foundation recommendations,
 - * Canopy foundation recommendations,
 - * structural fill requirements and general earthwork recommendations
 - D. Incorporate review comments and prepare 2 final copies

Note: Tasks VI, VII & VIII are deferred to WA No. 4

EXHIBIT B
FINAL DESIGN AND PS&E
9/12/2013
IDC
WESTPARK P&R FINAL DESIGN
WA NO. 3

TASK DESCRIPTION	COST
I. Civil Design	
A. Final Site Layout	\$2,470
B. Demolition Plan	\$663
C. Final Typical Section	\$3,200
D. Final Plan Layout	\$8,200
E. Contour Layout	\$6,800
F. Off-site for - RT Turn Lane & Bus Driveway	\$11,130
SUBTOTAL TASK	\$32,463
II. Drainage Design	
A. Final Design Area Map	\$1,137
B. Hydraulic Calculations	\$3,277
C. Final Storm Sewer Layout	\$2,800
D. Storm Sewer Profiles (1"=40')	\$3,958
E. Storm Water Detention Facility Pond/outfall	\$5,741
F. Drainage Details Outfall to TxDOT	\$3,432
SUBTOTAL TASK	\$20,345
III. Utility Design	
A. Existing Utilities Layout	\$1,980
B. Utility Company Coordination	\$1,713
C. Water Line Design	\$3,607
D. Sanitary Sewer Design	\$3,607
E. Water and Sewer Details	\$2,493
SUBTOTAL TASK	\$13,400
IV. Signing and Striping (Deferred)(note1)	
A. Signing and Striping Layout	
B. Advanced Warning Signs Layout	
C. Signing and Striping Details	
SUBTOTAL TASK	\$0
V. Miscellaneous Design	
A. Title Sheet and Index	\$1,731
B. Quantities and Construction Estimate	\$1,496
C. Specifications & General Notes	\$1,710
D. SW3P Drawings	\$1,085
E. Earthwork Cross-sections	\$3,045
F. TDLR Coordination	\$936
G. Project & Construction Schedule	\$1,023
H. Prepare Project Manual	\$2,305
I. Assemble PS&E	\$1,298
SUBTOTAL TASK	\$14,629

TASK DESCRIPTION	COST
VI. Parking Lot Illumination (Deferred) (note1)	
A. Design for Area lighting	
Subtotal	\$0
VII. Landscaping and Irrigation (Deferred)(note1)	
A. Preliminary Plans	
B. Design Development	
C. Construction documents	
D. Bidding	
SUBTOTAL TASK (note 1)	\$0
VIII. Architectural and Structural (PGAL)	
A. Architectural Design	
1. Cover Sheet	\$550
2. Index of Drawings	\$550
3. Code Sheet	\$1,310
4. ADA Information	\$1,320
5. Typical Mounting Heights	\$1,650
6. Floor Plan	\$4,580
7. Roof Plan/Details	\$3,720
8. Reflected Ceiling Plan	\$2,290
9. Plan Details	\$5,240
10. Exterior Elevations	\$4,160
11. Building Sections	\$3,500
12. Wall Sections	\$1,750
13. Interior Elevations/Details	\$3,500
14. Electrical/Plumbing/Security	\$3,050
Subtotal Architectural Design	\$37,170
B. Electrical Design for Canopy/Toilets	\$3,000
C. Structural Design	
1. Foundation Plan	\$1,290
2. Foundation Details	\$1,290
3. Framing Plan	\$2,310
4. Framing Elevations & Details	\$4,710
5. Calculations	\$3,960
6. Miscellaneous Details	\$3,830
Subtotal Structural Design	\$17,390
SUBTOTAL TASK	\$57,560

TASK DESCRIPTION	COST
X. Geotechnical Investigations	
A. Field Exploration	\$7,358
B. Laboratory Testing	\$8,512
C. Prepare Draft Report	\$5,048
D. Prepare Final Report	\$1,000
SUBTOTAL TASK	\$21,918
TOTAL COST	\$180,315

NOTE 1: Items IV, VI & VII are included in WA No. 4

IDC 

**EXHIBIT C
WA #3
MILESTONE SCHEDULE
FORT BEND COUNTY PARK AND RIDE PLANNING AND DESIGN
WESTPARK P&R FACILITY**

9/17/2013

NO.	TASK	2013			2014											
		OCT	NOV	DEC	JAN	FEB	MAR	APR	MAY	JUN	JUL	AUG	SEP	OCT	NOV	DEC
VII	FINAL DESIGN & PS&E															
	I. Civil Design															
	II. Drainage Design															
	III. Utility Design															
	IV. Signing & Striping (WA No. 4)															
	V. Miscellaneous Design															
	VI. Parking Lot Illumination (WA No. 4)															
	VII. Landscaping & Irrigation (WA No. 4)															
	VIII. Architectural & Structural															
	IX. Geotechnical															

EXHIBIT B

ATTACHMENT C
WA #3
MILESTONE SCHEDULE
FORT BEND COUNTY PARK AND RIDE PLANNING AND DESIGN
WESTPARK P&R FACILITY

3/12/2014

	2013			2014											
TASK	OCT	NOV	DEC	JAN	FEB	MAR	APR	MAY	JUN	JUL	AUG	SEP	OCT	NOV	DEC
FINAL DESIGN & PS&E															
I. Civil Design															
II. Drainage Design															
III. Utility Design															
IV. Signing & Striping (WA No. 4)															
V. Miscellaneous Design															
VI. Parking Lot Illumination (WA No. 4)															
VII. Landscaping & Irrigation (WA No. 4)															
VIII. Architectural & Structural															
IX. Geotechnical															
Design Review															
Project Management															

STATE OF TEXAS §
 §
COUNTY OF FORT BEND §

AMENDMENT NO. 1 TO WORK AUTHORIZATION NO. 4

THIS AMENDMENT, is made and entered into by and between Fort Bend County (hereinafter "County"), a body corporate and politic under the laws of the State of Texas, and IDC, Inc., (hereinafter "Engineer"), a company authorized to conduct business in the State of Texas.

WHEREAS, the parties executed and accepted that certain Professional Engineering Services Agreement on January 26, 2010 (hereinafter "Agreement") for preliminary planning activities for park and ride facilities located in Fort Bend County, Texas; and

WHEREAS, pursuant to the Agreement the parties executed Work Authorization No. 4 on September 24, 2013, attached hereto as Exhibit A and incorporated herein by reference; and


WHEREAS, the parties desire to extend the deadline for completion of the Work Authorization.

NOW, THEREFORE, the parties do mutually agree as follows:


1. Work Authorization No. 4 shall terminate on December 31, 2014.
2. Exhibit C to Work Authorization No. 4 shall be replaced with the attached Exhibit B.

Except as provided herein, all terms and conditions of the Agreement and Work Authorization No. 4 shall remain unchanged.

FORT BEND COUNTY


Robert E. Hebert, County Judge

IDC, INC.


Authorized Agent- Signature

Jim Gonzales
Authorized Agent- Printed Name

President & CEO
Title

3/18/14
Date

ATTEST:



Dianne Wilson, County Clerk



EXHIBIT A

**WORK AUTHORIZATION NO. 4
AGREEMENT FOR ENGINEERING SERVICES**



THIS WORK AUTHORIZATION is made pursuant to the terms and conditions of Section XIV of the Professional Engineering Services Agreement entered into by and between Fort Bend County, and IDC (the Engineer), on the 26th day of January, 2010.

PART I. The Engineer will perform engineering services generally described as planning and design work in accordance with the project description attached hereto as part of this Work Authorization. The Engineer's Scope of Work, Labor Estimate, and Schedule are further detailed in Exhibits A, B, and C, respectively, which are attached hereto and made a part of the Work Authorization.

Part II. The maximum amount payable under this Work Authorization is \$42,205. This amount is based upon fees set forth in Attachment B.

Part III. Payment to the Engineer for the services established under this Work Authorization shall be made in accordance with Section II of the Agreement.

Part IV. This Work Authorization shall become effective on the date of final acceptance of the parties hereto and shall terminate on March 31, 2014, unless extended by a supplemental Work Authorization as provided in the Agreement.

Part V. This Work Authorization does not waive the parties' responsibilities and obligations provided under the Agreement.

IN WITNESS WHEREOF, this Work Authorization is executed in duplicate counterparts and hereby accepted and acknowledged below.

IDC

(Signature)

Jim Gonzales

(Printed Name)

President & CEO

(Title)

9-19-13

(Date)

FORT BEND COUNTY

(Signature)

(Printed Name)

(Title)

(Date)

EXHIBIT A

SCOPE OF SERVICE WESTPARK P&R FINAL DESIGN and PS&E WA NO. 4 9/12/2013

General Scope of the Project

The work to be performed by the Engineer under this contract modification consists of providing design services for constructing the Westpark Park and Ride facilities on Fort Bend County's property, described in F.B.C.C.F No. 972688, located within the 1980 block along the north ROW of FM 1093, approximately 1.0 mile east of Mason Road.

These facilities include separate curb and gutter driveways, from the existing FM 1093 frontage road, and access roads for bus and passenger vehicles, a parking lot for 204 passenger vehicles, a bus loading platform with tactile warning strip and canopy shelter, a building rest room. A right turn-lane/deceleration lane will also be included along the passenger vehicle driveway.

IV Signing and Striping

- A. Prepare layouts showing signings and pavement markings for improvements to FM 1093, parking space limits, handicapped parking, bus lanes only, driveways and detention pond entrance for maintenance equipment
- B. Prepare Advanced Warning Signs and Layout for traffic control
- C. Prepare Signing and Striping Details

VI Parking Area Illumination

- A. Provide Design for Area Lighting and security for parking area and driveways including underground power layout. Provide load analysis and wiring diagrams, electrical riser diagram, underground conduit layout to main service panel.
Provide Site Lighting Photometric plan. Provide Electrical Design for Panel Details and One Line Diagram; Provide Schedule for Wire and Conduit and Light Fixtures.

VII Landscaping and Irrigation

- A. Meet with owner and develop preliminary landscaping design for tree/shrub planting areas.
- B. After preliminary plans are approved by the owner, develop design plans for landscaping layouts and details, and irrigation layout and details.
- C. Prepare final construction plans, specifications and quantities for landscaping and irrigation design.
- D. Prepare bid set documents

EXHIBIT B
FINAL DESIGN AND PS&E
9/12/2013
IDC
WESTPARK P&R FINAL DESIGN
WA NO. 4

TASK DESCRIPTION	COST
IV. Signing and Striping	
A. Signing and Striping Layout	\$2,260
B. Advanced Warning Signs Layout	\$2,542
C. Signing and Striping Details	\$1,278
SUBTOTAL TASK	\$6,080
VI. Parking Lot Illumination	
A. Design for Area lighting	\$15,125
Subtotal	\$15,125
VII. Landscaping and Irrigation (Clark Condon)	
A. Preliminary Plans	\$3,500
B. Design Development	\$4,500
C. Construction documents	\$11,500
D. Bidding	\$1,500
SUBTOTAL TASK	\$21,000
TOTAL COST	\$42,205

EXHIBIT C
WA #4
MILESTONE SCHEDULE
FORT BEND COUNTY PARK AND RIDE PLANNING AND DESIGN
WESTPARK P&R FACILITY

9/17/2013

NO.	TASK	2013			2014											
		OCT	NOV	DEC	JAN	FEB	MAR	APR	MAY	JUN	JUL	AUG	SEP	OCT	NOV	DEC
VII	FINAL DESIGN & PS&E															
	IV Signing & Striping															
	VI Parking Lot Illumination															
	VII. Landscaping & Irrigation															

EXHIBIT B

ATTACHMENT C
WA #4
MILESTONE SCHEDULE
FORT BEND COUNTY PARK AND RIDE PLANNING AND DESIGN
WESTPARK P&R FACILITY

3/12/2014

	2013			2014											
TASK	OCT	NOV	DEC	JAN	FEB	MAR	APR	MAY	JUN	JUL	AUG	SEP	OCT	NOV	DEC
FINAL DESIGN & PS&E															
IV. Signing & Striping															
VI. Parking Lot Illumination															
VII. landscaping & Irrigation															
Design Review															
Project Management															

EXHIBIT B to Amendment 3

(November 2017)

Engineer's Scope of Service and Detailed Cost Proposal

SCOPE OF WORK
FORT BEND COUNTY PARK & RIDE PLANNING AND DESIGN
WESTPARK P&R OFF-SITE UTILITIES PS&E
REVISE LIFT STATION LOCATION AND DESIGN
 12-20-2016

TASK 7.0 – FINAL DESIGN AND PS&E

Additional work necessary to Prepare final design and PS&E to construct off-site lift station to City of Houston standards and to accommodate future design flows as identified by the MUD. Original scope and fee was for designing a lift station to be located on the P&R site, and sized to accommodate flows from the proposed P&R facility and future County maintenance facility only. Location of proposed lift station has moved from the P&R site to private property. Lift station to be designed to COH standards and sized for flows between 200 to 499 gpm. To accommodate the new location and size of lift station additional site work is necessary, ROW map for lift station will be need to revised and a more complex lift station design prepared. Milestone review submittals will be made at the 60% and 100% stages of completion.

Task 1 – Lift Station Site Work

Additional site work includes:

- Prepare proposed 6-inch force main sanitary sewer plan and profile sheets (assume 3 sheets).
- Design concrete driveway to access lift station from frontage road.
- Drainage design to relocate drainage ditch that flows through lift station site.
- Modify inlet on frontage road.
- Larger site plan, including fencing.
- TxDOT permit to connect to frontage road.
- Prepare Bid documents.
- Perform Construction Phase services
- Conduct QA/QC of the design plans.

Task 2 – Lift Station Design

- Design of a 200 to 499 gpm sanitary sewer lift station (Series B), including site improvements, onsite buried piping, concrete wet well, valves, pumps, electrical, and instrumentation components in accordance with the requirements for lift stations within the extra territorial jurisdiction of the City of Houston.
- Prepare project specific specifications
- Prepare an EOPCC
- Prepare Basis of Design Report for the City of Houston.
- Prepare Final Engineering Design Report for the Texas Commission on Environmental Quality.
- Respond to bidder questions during the Bid Phase and provide written responses and/or modifications to the drawings and specifications.
- Review and respond to submittals, Requests for Information and Change Request during construction.
- The sanitary sewer lift station will consist of a Series B duplex submersible pump station.
- A Service Area Master Plan will not be conducted to determine the required capacity.

- Assist in the coordination with the local electricity provider to arrange for electricity to be obtained at the site. Cost of permits and offsite electrical utility extensions will be paid by owner.
- Drawings will be prepared using a 2D version of AutoCAD.
- Prepare and submit three hard and one electronic copy of the drawings, edited guide specifications, and EOPCC at the 90 percent and Bid Ready submittal stages.
- Attend conference calls as requested.
- The lift station will be designed and constructed in a single construction package with the offsite utilities.
- Owner will be responsible for all permit fees.

Task 3 - Survey

Revise parcel map and meters and bounds for new location of lift station.

Task 4 – Revise CE Document

This scope of services is for completing a Reevaluation of the Categorical Exclusion (approved in 2012) for Fort Bend County Transit Department's Westpark Park and Ride Facility, to account for the addition of a wastewater sewage lift station and associated sewer and water lines serving restrooms at the Park and Ride Facility. Previous studies of the environmental effects of the addition of these features were conducted in April 2015 and will be incorporated as appropriate into the Reevaluation.

- Review the 2015 Environmental Report and incorporate information and conclusions that remain valid into the Reevaluation;
- Update information from the previous environmental studies with
 - Demographic, social and economic data from the most recently available American Community Survey (US Census Bureau)
 - Hazardous Materials Regulatory Database Search Report
 - Current Threatened and Endangered Species County List (US Fish & Wildlife Service, Texas Parks & Wildlife Department)
- Document the findings from the updated data collection in the Reevaluation. It is not anticipated that these findings will indicate significant impacts. If additional hazardous material sites are identified in the regulatory database search report that require further expert assessment, that work may be included in a supplemental agreement, but is not included in the current scope of services.
- Assemble attachments necessary to support the Reevaluation in the form of updated GIS-based maps. The maps from the 2015 report will be used to the extent that they are still accurate and depict resources and impacts correctly. Depiction of design features developed will be incorporated as attachments.
- Attend up to six telephone meetings by two project staff members for discussion of the project.
- Reevaluation documentation is anticipated to be a report and may include a reevaluation form if required and provided by Federal Transit Administration (FTA) Region 6.
- The Reevaluation will be provided electronically.
- Up to two rounds of comments from
 - Federal Transit Administration Region 6, and revise Reevaluation accordingly.

FORT BEND COUNTY
WESTPARK PARK AND RIDE
IDCUS

PROPOSAL FOR PROFESSIONAL SERVICES
ADDITIONAL SERVICES
12/20/2016

Site Work	RAW SALARY 3.0 MULTIPLIER		\$70.00		\$50.00		\$50.00		\$32.00		\$28.00		\$22.75			
			\$210.00		\$180.00		\$150.00		\$98.00		\$78.00		\$68.25			
	Principle in Charge		Project Manager		Project Engineer		Senior Designer		CADD		Clerical		TOTALS			
	Hours	Cost	Hours	Cost	Hours	Cost	Hours	Cost	Hours	Cost	Hours	Cost	Hours	Cost		
A. Plan and profile sheets																
1. Design 6" force main sanitary sewer		\$0.00	2	\$360.00	20	\$3,000.00	16	\$1,536.00	8	\$624.00		\$0.00	46	\$5,520.00		
2. Revise Lift Station Site Plan for off-ROW location	1	\$210.00	4	\$720.00	24	\$3,600.00	24	\$2,304.00	24	\$1,872.00		\$0.00	77	\$8,706.00		
3. Driveway permit from TxDOT		\$0.00	1	\$180.00	12	\$1,800.00	8	\$768.00		\$0.00	2	\$136.50	23	\$2,884.50		
4. Bidding Phase		\$0.00	2	\$360.00	12	\$1,800.00	8	\$768.00	4	\$312.00	8	\$546.00	34	\$3,786.00		
5. Construction Phase Services	1	\$210.00	2	\$360.00	24	\$3,600.00	8	\$768.00	8	\$624.00	6	\$409.50	49	\$5,971.50		
Sub-total IDCUS labor	2		11		92		64		44		16		229	\$26,868.00		

Direct Costs - Reproduction

\$300.00

Subconsultants

Lift Station Design - KIT Professionals

\$109,986.00

Surveying Services - Landtech Consultants

\$2,192.22

Revise ENV Document - PB

\$24,866.06

TOTAL

\$164,212.28

EXHIBIT B to Amendment 3



Item	Description / Task	Estimated Manhours										Subtotal (cost \$)	Subs (cost)	Subs (cost+10%)	Other Direct Costs	Total Fee
		Prin./ Tech. Adv. (hrs)	Proj. Mgr. (hrs)	Sr. Proj. Eng. (hrs)	Proj. Eng. II (hrs)	Proj. Eng. I (hrs)	Grad. Eng. (hrs)	Senior CADD (hrs)	CADD (hrs)	Admin. (hrs)	Subtotal (hrs)					
	Billing Rate	\$ 300	\$ 225	\$ 195	\$ 159	\$ 135	\$ 108	\$ 105	\$ 90	\$ 75						
I	Final Design :															
A	Project Management and Document Submission															
	1. Data Collection						4				4	\$ 432.00	\$ -	\$ -	\$ 50	\$ 482
	2. Site / Coordination Meetings (2)		4			8					12	\$ 1,980	\$ -	\$ -	\$ 300	\$ 2,280
	3. Progress Submittals (90% & Final)		2		2		8		4	8	24	\$ 2,592	\$ -	\$ -	\$ 1,450	\$ 4,042
	4. Project Manual and Specifications, Preparation & Review		4		4		16			6	30	\$ 3,714	\$ -	\$ -	\$ -	\$ 3,714
	5. Construction Cost Estimate, Preparation & Review		1		2	4	8			2	17	\$ 2,097	\$ -	\$ -	\$ -	\$ 2,097
	6. Final Engineering Design Report per TCEQ Requirements		2		4		8		2	24	40	\$ 3,930	\$ -	\$ -	\$ -	\$ 3,930
	7. City of Houston City Engineer Approval (1 Site)	2	4			8				4	18	\$ 2,880	\$ -	\$ -	\$ -	\$ 2,880
	8. QA/QC	4	4	8						4	20	\$ 3,960	\$ -	\$ -	\$ -	\$ 3,960
	Subtotal Project Management and Document Submission	6	21	8	12	20	44	0	6	48	165	\$ 21,585	\$ -	\$ -	\$ 1,800	\$ 23,385

EXHIBIT B to Amendment 3

Page 1 of 5

Printed:9/28/2016



Item	Description / Task	Estimated Manhours										Subtotal (cost \$)	Subs (cost)	Subs (cost+10%)	Other Direct Costs	Total Fee
		Prin./ Tech. Adv. (hrs)	Proj. Mgr. (hrs)	Sr. Proj. Eng. (hrs)	Proj. Eng. II (hrs)	Proj. Eng. I (hrs)	Grad. Eng. (hrs)	Senior CADD (hrs)	CADD (hrs)	Admin. (hrs)	Subtotal (hrs)					
	Billing Rate	\$ 300	\$ 225	\$ 195	\$ 159	\$ 135	\$ 108	\$ 105	\$ 90	\$ 75						
B	Drawings															
	G-1 Cover Sheet				0.5		1		4		5.5	\$ 548	\$ -	\$ -	\$ -	\$ 547.50
	G-2 Index of Drawings, Legend & Abbreviations				0.5		4		4		8.5	\$ 872	\$ -	\$ -	\$ -	\$ 871.50
	G-3 General Notes				1		4		6		11	\$ 1,131	\$ -	\$ -	\$ -	\$ 1,131
	G-4 Structural Notes				1	4			2		7	\$ 879	\$ -	\$ -	\$ -	\$ 879
	Z-1 Construction Sign Standard						2		2		4	\$ 396	\$ -	\$ -	\$ -	\$ 396
	Z-2 Manhole Details				1		2		4		7	\$ 735	\$ -	\$ -	\$ -	\$ 735
	Z-3 Site Details				1		6		6		13	\$ 1,347	\$ -	\$ -	\$ -	\$ 1,347
	Z-4 Mechanical Details I				1		4		6		11	\$ 1,131	\$ -	\$ -	\$ -	\$ 1,131
	Z-5 Mechanical Details II				1		4		6		11	\$ 1,131	\$ -	\$ -	\$ -	\$ 1,131
	Z-7 Structural Details I				4				4		8	\$ 996	\$ -	\$ -	\$ -	\$ 996
	Z-8 Structural Details II				4				4		8	\$ 996	\$ -	\$ -	\$ -	\$ 996
	Z-9 Electrical Symbols, Legends, Lighting Fixture Schedules and Abbreviations										0	\$ -	\$ 900	\$ 990	\$ -	\$ 990
	Z-10 Electrical Details II										0	\$ -	\$ 900	\$ 990	\$ -	\$ 990
	Z-11 Electrical Details III										0	\$ -	\$ 900	\$ 990	\$ -	\$ 990
	Z-12 SWPPP Details				4				4		8	\$ 996	\$ -	\$ -	\$ -	\$ 996
	C-1 Survey Control Map										0	\$ -	\$ -	\$ -	\$ -	\$ -
	C-2 Survey Control Map										0	\$ -	\$ -	\$ -	\$ -	\$ -
	C-3 Proposed Site Plan		1		2		8		10		21	\$ 2,307	\$ -	\$ -	\$ -	\$ 2,307
	C-4 Proposed Yard Piping Plan Profiles		1		2		8		10		21	\$ 2,307	\$ -	\$ -	\$ -	\$ 2,307
	D-1 Site Clearing & Demo Plan					2	4		4		10	\$ 1,062	\$ -	\$ -	\$ -	\$ 1,062
	M-1 Mechanical Plan View Top		1		4		12	10			27	\$ 3,207	\$ -	\$ -	\$ -	\$ 3,207
	M-2 Mechanical Section View and Curve Data		1		8		10	10			29	\$ 3,627	\$ -	\$ -	\$ -	\$ 3,627
	S-1 Structural Plan Views		0.5		20				8		28.5	\$ 4,013	\$ -	\$ -	\$ -	\$ 4,013
	Details		0.5		20				8		28.5	\$ 4,013	\$ -	\$ -	\$ -	\$ 4,013
	E-1 Electrical Site Plan										0	\$ -	\$ 1,000	\$ 1,100	\$ -	\$ 1,100
	E-2 Lift Station Electrical Plan										0	\$ -	\$ 1,100	\$ 1,210	\$ -	\$ 1,210



Item	Description / Task	Estimated Manhours										Subtotal (cost \$)	Subs (cost)	Subs (cost+10%)	Other Direct Costs	Total Fee
		Prin./ Tech. Adv. (hrs)	Proj. Mgr. (hrs)	Sr. Proj. Eng. (hrs)	Proj. Eng. II (hrs)	Proj. Eng. I (hrs)	Grad. Eng. (hrs)	Senior CADD (hrs)	CADD (hrs)	Admin. (hrs)	Subtotal (hrs)					
	Billing Rate	\$ 300	\$ 225	\$ 195	\$ 159	\$ 135	\$ 108	\$ 105	\$ 90	\$ 75						
	E-3 Control Cabinet Equipment Layout and Schedule										0	\$ -	\$ 1,000	\$ 1,100	\$ -	\$ 1,100
	E-4 Control Cabinet Back Door Elevation										0	\$ -	\$ 1,000	\$ 1,100	\$ -	\$ 1,100
	Layout										0	\$ -	\$ 1,000	\$ 1,100	\$ -	\$ 1,100
	Schematic										0	\$ -	\$ 1,000	\$ 1,100	\$ -	\$ 1,100
	E-7 MCC Power Schematic & Control Power & Communication Wiring Diagram										0	\$ -	\$ 1,000	\$ 1,100	\$ -	\$ 1,100
	E-8 Single Line Diagram										0	\$ -	\$ 1,000	\$ 1,100	\$ -	\$ 1,100
	Diagram										0	\$ -	\$ 1,000	\$ 1,100	\$ -	\$ 1,100
	E-10 Process & Instrumentation Diagram II										0	\$ -	\$ 1,000	\$ 1,100	\$ -	\$ 1,100
	Diagram I										0	\$ -	\$ 900	\$ 990	\$ -	\$ 990
	Diagram II										0	\$ -	\$ 900	\$ 990	\$ -	\$ 990
	Diagram III										0	\$ -	\$ 900	\$ 990	\$ -	\$ 990
	Diagram										0	\$ -	\$ 750	\$ 825	\$ -	\$ 825
	Diagram										0	\$ -	\$ 750	\$ 825	\$ -	\$ 825
	Details										0	\$ -	\$ 750	\$ 825	\$ -	\$ 825
	E-17 Junction Box Details										0	\$ -	\$ 750	\$ 825	\$ -	\$ 825
	Volt										0	\$ -	\$ 750	\$ 825	\$ -	\$ 825
	E-19 Device Rating Schedule and Details										0	\$ -	\$ 750	\$ 825	\$ -	\$ 825
	Subtotal Drawings	0	6	0	77	6	77	20	102	0	288	\$ 33,999	\$ 20,000	\$ 22,000	\$ -	\$ 55,999



Item	Description / Task	Estimated Manhours										Subtotal (cost \$)	Subs (cost)	Subs (cost+10%)	Other Direct Costs	Total Fee
		Prn./ Tech. Adv. (hrs)	Proj. Mgr. (hrs)	Sr. Proj. Eng. (hrs)	Proj. Eng. II (hrs)	Proj. Eng. I (hrs)	Grad. Eng. (hrs)	Senior CADD (hrs)	CADD (hrs)	Admin. (hrs)	Subtotal (hrs)					
	Billing Rate	\$ 300	\$ 225	\$ 195	\$ 159	\$ 135	\$ 108	\$ 105	\$ 90	\$ 75						
C	Bidding Phase															
	Design Pkg I										0	\$ -	\$ -	\$ -	\$ -	\$ -
	1. Attend Pre-Bid Meeting				2						2	\$ 318	\$ -	\$ -	\$ 50.00	\$ 368
	2. Prepare & Issue Addenda		1				4		6	4	15	\$ 1,497	\$ -	\$ -	\$ -	\$ 1,497
	Questions		1		4	8	8				21	\$ 2,805	\$ -	\$ -	\$ -	\$ 2,805
	Tabulation		1		1	2				2	6	\$ 804	\$ -	\$ -	\$ -	\$ 804
	5. Recommendation of Award		1		2						3	\$ 543	\$ -	\$ -	\$ -	\$ 543
	Preparation/As-Bid Document Prep.		1				2		4		7	\$ 801	\$ -	\$ -	\$ -	\$ 801
	Subtotal Bidding Phase	0	5	0	9	10	14	0	10	6	54	\$ 6,768	\$ -	\$ -	\$ 50.00	\$ 6,818

43 of 47, 4th Amendment

LANDTECH CONSULTANTS, INC.
 TOPOGRAPHIC AND BOUNDARY SURVEYING AND MAPPING
 FORT BEND COUNTY PARK AND RIDE FACILITIES - WESTPARK TOLL ROAD
 UTILITY CONNECTION TOPOGRAPHIC AND RIGHT OF WAY SURVEYING - ADDITIONAL TASK - REVISE LIFT STATION SITE
 8/5/2016

TASK - BOUNDARY SURVEY DIRECT EXPENSES		Sr PM	PM / RPLS	Sur. Tech	CADD	2-Man crew	3-man crew	TOTAL
		\$57.89	\$43.27	\$31.25	\$28.85	\$34.50	\$44.50	
Provide updated parcel survey map and metes and bounds description for Lift Station site which is being 1.) moved to new location.		3	0	6	3	6	0	\$654.12
TOTAL		3	0	6	3	6	0	\$654.12
		\$173.07	\$0.00	\$187.50	\$86.55	\$207.00	\$0.00	\$654.12
						Plus Overhead 163.17%		\$1,067.33
								\$1,721.45
						Plus Profit 12%		\$206.57
						TOTAL DIRECT COST		\$1,928.02
OTHER DIRECT EXPENSES								
Mileage	70 miles x			\$0.56	=	\$39.20		
GPS Unit/Day	1 unit/days x			\$225.00	=	\$225.00		
						TOTAL OTHER DIRECT EXPENSES		\$264.20
						TOTAL SURVEY COST		\$2,192.22

Submitted by:
 William J. Massey, RPLS
 Survey Manager
 Landtech Consultants, Inc.
 2525 N. Loop West, Suite 300
 Houston, TX 77008
 713-861-7088
 TBPLS Firm No. 10019100

FBC-P&R_08-05-16.xls

Westpark P&R CE Reevaluation

	PW	JH	JW	JB	
Labor Category	Project Manager	Lead Env Planner	Senior Planner	Project Admin	Total Hours
Fully Loaded Rate	\$172.80	\$124.53	\$113.30	\$95.70	
Task					
Review & Incorporate 2015 Report		20			20
Update Census Data		12	8		20
HazMat Database Search & Review		4			4
Update County T&E Species List		4			4
Draft Reevaluation Report		40	8		48
Edit/Assemble/Add Maps, Exhibits			16		16
Telephone Meetings/Consultation	4	6			10
Quality Review	4		6		10
Address IDC/County Comments		4	4		8
Address FTA Comments (2x)		24	12		36
Final Reevaluation Report		8	4		12
Project Management/Administration	6			4	10
					198
Total Hours	14	122	58	4	198
Total Labor \$	\$2,419.20	\$15,192.66	\$6,571.40	\$382.80	\$24,566.06

Direct Expenses

HazMat Database Search Report

\$200

Miscellaneous (copies, postage)

\$100

Total Direct Expenses**\$300****Total Project \$24,866.06**

CERTIFICATE OF INTERESTED PARTIES

FORM 1295

1 of 1

Complete Nos. 1 - 4 and 6 if there are interested parties.
Complete Nos. 1, 2, 3, 5, and 6 if there are no interested parties.

OFFICE USE ONLY CERTIFICATION OF FILING

1 Name of business entity filing form, and the city, state and country of the business entity's place of business.

IDCUS Inc.
Houston, TX United States

Certificate Number:
2018-329095

Date Filed:
03/22/2018

Date Acknowledged:
04/03/2018

2 Name of governmental entity or state agency that is a party to the contract for which the form is being filed.

Fort Bend County

3 Provide the identification number used by the governmental entity or state agency to track or identify the contract, and provide a description of the services, goods, or other property to be provided under the contract.

SOQ 09072
Amendment to WA No. 3 and No. 4 for Fort Bend County for P&R Facility Planning & Consulting Services

4	Name of Interested Party	City, State, Country (place of business)	Nature of interest (check applicable)	
			Controlling	Intermediary

5 Check only if there is NO Interested Party.



6 UNSWORN DECLARATION

My name is _____, and my date of birth is _____.

My address is _____, _____, _____, _____, _____.
(street) (city) (state) (zip code) (country)

I declare under penalty of perjury that the foregoing is true and correct.

Executed in _____ County, State of _____, on the _____ day of _____, 20____.
(month) (year)

Signature of authorized agent of contracting business entity
(Declarant)