



CANVASS OF SPECIAL ELECTION

On Tuesday, November 14, 2017 in Richmond, Texas, the following members of the Fort Bend County Commissioners Court, sitting as the canvassing board, met to canvass the results from the various precincts of Fort Bend County for the Special Election held on November 7, 2017 to approve or disapprove proposed amendments to the Texas Constitution.


We certify that the attached tabulation is the official results of the Special Election held in Fort Bend County, Texas on November 7, 2017.




County Judge




Commissioner




Commissioner




Commissioner




Commissioner





Attest: Laura Richard, County Clerk



**Office of Elections Administration
Fort Bend County, Texas**

John Oldham
Elections Administrator

(281) 341-8670
Fax (281) 341-4418

CANVASS

I, John Oldham, Elections Administrator for Fort Bend County Texas, do certify that the following are a true and accurate statement of the votes cast in the various precincts of Fort Bend County for the Special and Bond Elections held on November 7, 2017.

Dated: November 14, 2017

A handwritten signature in black ink, appearing to be "JOA", is written over a horizontal line. The signature is stylized and extends to the right.

John Oldham
Elections Administrator
Fort Bend County, Texas

Constitutional Amendment Election - Canvass Report — Total Voters — Official
FORT BEND COUNTY, TEXAS — SPECIAL AND GENERAL ELECTION_ — November 07, 2017

Page 1 of 5

11/13/2017 05:19 PM

Total Number of Voters: 27,789 of 411,305 = 6.76%

Precincts Reporting 152 of 152 = 100.00%

FORT BEND COUNTY PROPOSITION A

Precinct	Early Ballots Cast	Election Ballots Cast	Total Ballots Cast	Registered Voters	Percent Turnout	FOR	AGAINST	Totals
1001	146	139	285	2,043	13.95%	164	113	277
1002	25	36	61	630	9.68%	44	14	58
1003	23	33	56	2,454	2.28%	28	26	54
1007	180	290	470	6,781	6.93%	309	147	456
1008	9	28	37	936	3.95%	18	18	36
1010	63	86	149	4,039	3.69%	76	73	149
1012	76	61	137	2,772	4.94%	77	58	135
1013	121	124	245	2,856	8.58%	139	102	241
1015	43	38	81	1,320	6.14%	35	46	81
1018	17	46	63	2,052	3.07%	30	33	63
1021	9	45	54	724	7.46%	26	27	53
1024	27	22	49	989	4.95%	25	21	46
1025	108	202	310	5,585	5.55%	175	131	306
1037	120	121	241	2,906	8.29%	137	102	239
1040	18	36	54	2,631	2.05%	37	16	53
1048	47	32	79	2,085	3.79%	43	35	78
1054	11	13	24	462	5.19%	7	17	24
1058	14	12	26	658	3.95%	12	14	26
1067	77	85	162	2,832	5.72%	118	39	157
1068	0	8	8	462	1.73%	4	4	8
1072	2	5	7	107	6.54%	4	3	7
1073	86	74	160	1,315	12.17%	105	50	155
1074	98	108	206	3,668	5.62%	121	79	200
1076	96	219	315	4,965	6.34%	217	91	308
1085	67	134	201	3,087	6.51%	144	51	195
1087	109	253	362	1,802	20.09%	290	49	339
1094	0	0	0	12	0.00%	0	0	0
1097	59	159	218	4,480	4.87%	149	67	216
1103	117	227	344	4,876	7.05%	221	115	336
1109	27	39	66	821	8.04%	46	18	64
1114	86	225	311	6,019	5.17%	176	130	306
1118	81	165	246	4,713	5.22%	174	70	244
1120	144	353	497	2,972	16.72%	393	91	484

Constitutional Amendment Election - Canvass Report — Total Voters — Official
FORT BEND COUNTY, TEXAS — SPECIAL AND GENERAL ELECTION_ — November 07, 2017

Page 2 of 5

11/13/2017 05:19 PM

Total Number of Voters: 27,789 of 411,305 = 6.76%

Precincts Reporting 152 of 152 = 100.00%

FORT BEND COUNTY PROPOSITION A

Precinct	Early Ballots Cast	Election Ballots Cast	Total Ballots Cast	Registered Voters	Percent Turnout	FOR	AGAINST	Totals
1128	125	359	484	3,238	14.95%	400	71	471
1134	18	78	96	2,867	3.35%	49	43	92
1141	218	191	409	1,585	25.80%	266	130	396
1152	33	61	94	1,360	6.91%	65	28	93
2016	41	76	117	3,734	3.13%	71	44	115
2017	123	117	240	2,651	9.05%	182	50	232
2022	122	118	240	3,252	7.38%	170	65	235
2023	48	94	142	2,865	4.96%	99	39	138
2031	87	160	247	2,913	8.48%	174	62	236
2033	32	64	96	1,135	8.46%	68	28	96
2034	57	143	200	3,213	6.22%	114	84	198
2036	26	68	94	1,136	8.27%	62	29	91
2043	7	15	22	837	2.63%	13	8	21
2050	69	164	233	3,044	7.65%	146	82	228
2051	162	132	294	2,236	13.15%	202	81	283
2052	104	94	198	2,716	7.29%	147	46	193
2055	16	52	68	1,137	5.98%	50	15	65
2056	7	20	27	917	2.94%	19	7	26
2059	100	125	225	2,366	9.51%	149	71	220
2060	43	75	118	3,303	3.57%	77	36	113
2061	90	185	275	6,314	4.36%	154	118	272
2066	24	73	97	4,542	2.14%	65	32	97
2070	65	60	125	1,558	8.02%	84	37	121
2075	45	68	113	1,965	5.75%	77	35	112
2077	49	96	145	1,771	8.19%	90	51	141
2078	11	8	19	627	3.03%	9	10	19
2081	20	44	64	1,270	5.04%	33	30	63
2088	143	163	306	2,917	10.49%	183	108	291
2089	27	59	86	1,292	6.66%	58	27	85
2090	36	40	76	709	10.72%	56	19	75
2091	22	29	51	653	7.81%	34	17	51
2092	19	43	62	815	7.61%	47	15	62
2093	3	14	17	414	4.11%	10	6	16

Constitutional Amendment Election - Canvass Report — Total Voters — Official
FORT BEND COUNTY, TEXAS — SPECIAL AND GENERAL ELECTION_ — November 07, 2017

Page 3 of 5

11/13/2017 05:19 PM

Total Number of Voters: 27,789 of 411,305 = 6.76%

Precincts Reporting 152 of 152 = 100.00%

FORT BEND COUNTY PROPOSITION A

Precinct	Early Ballots Cast	Election Ballots Cast	Total Ballots Cast	Registered Voters	Percent Turnout	FOR	AGAINST	Totals
2096	44	61	105	2,463	4.26%	80	24	104
2099	26	67	93	3,747	2.48%	61	30	91
2100	26	42	68	2,799	2.43%	43	25	68
2101	22	63	85	3,656	2.32%	64	21	85
2106	20	42	62	4,053	1.53%	35	26	61
2108	89	182	271	4,799	5.65%	168	100	268
2112	1	1	2	544	0.37%	1	1	2
2115	17	63	80	1,695	4.72%	51	25	76
2116	91	203	294	2,172	13.54%	212	74	286
2123	32	85	117	2,079	5.63%	78	37	115
2136	3	23	26	344	7.56%	23	2	25
2137	14	21	35	559	6.26%	22	12	34
2138	25	30	55	322	17.08%	37	18	55
2139	2	3	5	70	7.14%	3	2	5
2151	37	69	106	2,109	5.03%	66	39	105
3004	182	201	383	5,791	6.61%	261	104	365
3005	216	317	533	6,392	8.34%	321	198	519
3006	841	379	1,220	6,037	20.21%	913	246	1,159
3009	61	175	236	2,949	8.00%	170	65	235
3014	434	305	739	7,007	10.55%	522	205	727
3019	41	52	93	1,045	8.90%	41	50	91
3032	29	48	77	2,849	2.70%	49	28	77
3038	204	193	397	5,013	7.92%	313	76	389
3041	72	99	171	1,958	8.73%	104	63	167
3053	0	0	0	8	0.00%	0	0	0
3057	31	28	59	626	9.42%	36	23	59
3063	148	182	330	3,128	10.55%	162	164	326
3069	31	18	49	427	11.48%	35	14	49
3083	65	75	140	4,115	3.40%	104	32	136
3095	59	70	129	2,454	5.26%	98	30	128
3098	22	43	65	2,677	2.43%	44	20	64
3104	107	172	279	4,333	6.44%	187	91	278
3113	36	57	93	5,118	1.82%	63	29	92

Constitutional Amendment Election - Canvass Report — Total Voters — Official
FORT BEND COUNTY, TEXAS — SPECIAL AND GENERAL ELECTION_ — November 07, 2017

Page 4 of 5

11/13/2017 05:19 PM

Total Number of Voters: 27,789 of 411,305 = 6.76%

Precincts Reporting 152 of 152 = 100.00%

FORT BEND COUNTY PROPOSITION A

Precinct	Early Ballots Cast	Election Ballots Cast	Total Ballots Cast	Registered Voters	Percent Turnout	FOR	AGAINST	Totals
3122	329	204	533	3,751	14.21%	400	119	519
3130	221	159	380	4,690	8.10%	266	101	367
3132	271	233	504	4,620	10.91%	375	101	476
3133	265	193	458	3,660	12.51%	340	106	446
3142	218	160	378	3,735	10.12%	262	99	361
3143	389	306	695	7,624	9.12%	512	166	678
3144	268	174	442	3,731	11.85%	342	88	430
3145	121	79	200	2,402	8.33%	147	49	196
3146	296	215	511	5,517	9.26%	390	89	479
3148	278	185	463	5,793	7.99%	366	79	445
3149	572	279	851	4,087	20.82%	505	324	829
3150	56	110	166	5,637	2.94%	127	36	163
4011	57	61	118	1,591	7.42%	80	38	118
4020	57	128	185	3,025	6.12%	124	60	184
4026	51	92	143	3,074	4.65%	120	22	142
4027	0	0	0	0	0.00%	0	0	0
4028	64	125	189	2,252	8.39%	129	59	188
4029	67	99	166	1,860	8.92%	104	58	162
4030	126	167	293	2,685	10.91%	220	69	289
4035	18	41	59	1,779	3.32%	33	25	58
4039	12	27	39	965	4.04%	29	8	37
4042	18	56	74	989	7.48%	52	21	73
4044	22	69	91	3,003	3.03%	52	38	90
4045	18	55	73	1,930	3.78%	49	22	71
4046	37	105	142	3,234	4.39%	98	41	139
4047	9	33	42	885	4.75%	28	14	42
4049	77	113	190	3,498	5.43%	126	60	186
4062	82	152	234	3,552	6.59%	144	86	230
4064	29	30	59	1,106	5.33%	39	20	59
4065	84	166	250	4,593	5.44%	166	77	243
4071	7	8	15	518	2.90%	10	5	15
4079	5	12	17	466	3.65%	9	8	17
4080	10	29	39	1,236	3.16%	26	12	38

Constitutional Amendment Election - Canvass Report — Total Voters — Official
FORT BEND COUNTY, TEXAS — SPECIAL AND GENERAL ELECTION_ — November 07, 2017

Page 5 of 5

11/13/2017 05:19 PM

Total Number of Voters: 27,789 of 411,305 = 6.76%

Precincts Reporting 152 of 152 = 100.00%

FORT BEND COUNTY PROPOSITION A

Precinct	Early Ballots Cast	Election Ballots Cast	Total Ballots Cast	Registered Voters	Percent Turnout	FOR	AGAINST	Totals
4082	90	209	299	5,217	5.73%	216	80	296
4084	39	53	92	1,605	5.73%	70	22	92
4086	10	18	28	2,405	1.16%	19	9	28
4102	13	51	64	2,384	2.68%	40	23	63
4105	21	62	83	1,518	5.47%	52	31	83
4107	45	104	149	1,966	7.58%	106	42	148
4110	48	69	117	2,596	4.51%	78	38	116
4111	23	42	65	1,395	4.66%	42	22	64
4117	33	100	133	4,246	3.13%	95	36	131
4119	56	131	187	3,230	5.79%	132	55	187
4121	4	19	23	727	3.16%	17	5	22
4124	53	66	119	3,837	3.10%	80	39	119
4125	27	72	99	4,019	2.46%	67	31	98
4126	24	92	116	6,319	1.84%	74	40	114
4127	84	132	216	2,801	7.71%	159	44	203
4129	82	240	322	4,883	6.59%	221	94	315
4131	55	83	138	1,905	7.24%	87	51	138
4135	86	175	261	7,842	3.33%	186	73	259
4140	84	114	198	3,077	6.43%	128	69	197
4147	28	52	80	3,101	2.58%	53	27	80
Totals:	12,165	15,624	27,789	411,305		18,926	8,179	27,105

Constitutional Amendment Election - Cumulative Report — Official

FORT BEND COUNTY, TEXAS — SPECIAL AND GENERAL ELECTION_ — November 07, 2017

Page 1 of 2

11/13/2017 05:24 PM

Total Number of Voters : 27,789 of 411,305 = 6.76%

Precincts Reporting 152 of 152 = 100.00%

Party	Candidate	Early		Election		Total	
STATE OF TEXAS PROPOSITION 1, Vote For 1							
	FOR	10,533	89.03%	13,553	88.97%	24,086	89.00%
	AGAINST	1,298	10.97%	1,680	11.03%	2,978	11.00%
	Cast Votes:	11,831	97.25%	15,233	97.50%	27,064	97.39%
	Over Votes:	0	0.00%	0	0.00%	0	0.00%
	Under Votes:	334	2.75%	391	2.50%	725	2.61%
STATE OF TEXAS PROPOSITION 2, Vote For 1							
	FOR	8,461	72.95%	11,038	73.59%	19,499	73.31%
	AGAINST	3,137	27.05%	3,961	26.41%	7,098	26.69%
	Cast Votes:	11,598	95.34%	14,999	96.00%	26,597	95.71%
	Over Votes:	0	0.00%	0	0.00%	0	0.00%
	Under Votes:	567	4.66%	625	4.00%	1,192	4.29%
STATE OF TEXAS PROPOSITION 3, Vote For 1							
	FOR	9,995	85.87%	12,634	84.39%	22,629	85.04%
	AGAINST	1,645	14.13%	2,337	15.61%	3,982	14.96%
	Cast Votes:	11,640	95.68%	14,971	95.82%	26,611	95.76%
	Over Votes:	0	0.00%	0	0.00%	0	0.00%
	Under Votes:	525	4.32%	653	4.18%	1,178	4.24%
STATE OF TEXAS PROPOSITION 4, Vote For 1							
	FOR	8,279	72.63%	10,354	70.20%	18,633	71.26%
	AGAINST	3,120	27.37%	4,396	29.80%	7,516	28.74%
	Cast Votes:	11,399	93.70%	14,750	94.41%	26,149	94.10%
	Over Votes:	0	0.00%	0	0.00%	0	0.00%
	Under Votes:	766	6.30%	874	5.59%	1,640	5.90%
STATE OF TEXAS PROPOSITION 5, Vote For 1							
	FOR	7,475	65.95%	9,491	64.89%	16,966	65.35%
	AGAINST	3,859	34.05%	5,135	35.11%	8,994	34.65%
	Cast Votes:	11,334	93.17%	14,626	93.61%	25,960	93.42%
	Over Votes:	0	0.00%	0	0.00%	0	0.00%
	Under Votes:	831	6.83%	998	6.39%	1,829	6.58%

Constitutional Amendment Election - Cumulative Report — Official
FORT BEND COUNTY, TEXAS — SPECIAL AND GENERAL ELECTION_ — November 07, 2017

Page 2 of 2

11/13/2017 05:24 PM

Total Number of Voters : 27,789 of 411,305 = 6.76%

Precincts Reporting 152 of 152 = 100.00%

Party	Candidate	Early		Election		Total	
STATE OF TEXAS PROPOSITION 6, Vote For 1							
	FOR	10,286	87.71%	13,380	88.24%	23,666	88.01%
	AGAINST	1,441	12.29%	1,784	11.76%	3,225	11.99%
	Cast Votes:	11,727	96.40%	15,164	97.06%	26,891	96.77%
	Over Votes:	0	0.00%	0	0.00%	0	0.00%
	Under Votes:	438	3.60%	460	2.94%	898	3.23%
STATE OF TEXAS PROPOSITION 7, Vote For 1							
	FOR	7,397	64.63%	9,537	64.55%	16,934	64.59%
	AGAINST	4,048	35.37%	5,237	35.45%	9,285	35.41%
	Cast Votes:	11,445	94.08%	14,774	94.56%	26,219	94.35%
	Over Votes:	0	0.00%	0	0.00%	0	0.00%
	Under Votes:	720	5.92%	850	5.44%	1,570	5.65%

Constitutional Amendment Election - PCT Report — Official

FORT BEND COUNTY, TEXAS — SPECIAL AND GENERAL ELECTION_ — November 07, 2017

Page 1 of 304

11/13/2017 05:26 PM

Total Number of Voters : 27,789 of 411,305 = 6.76%

Precincts Reporting 152 of 152 = 100.00%

Party	Candidate	Early		Election		Total	
Precinct 1001 (Ballots Cast: 285)							
STATE OF TEXAS PROPOSITION 1, Vote For 1							
	FOR	120	83.92%	109	82.58%	229	83.27%
	AGAINST	23	16.08%	23	17.42%	46	16.73%
	Cast Votes:	143	97.95%	132	94.96%	275	96.49%
	Over Votes:	0	0.00%	0	0.00%	0	0.00%
	Under Votes:	3	2.05%	7	5.04%	10	3.51%
STATE OF TEXAS PROPOSITION 2, Vote For 1							
	FOR	93	66.91%	91	68.42%	184	67.65%
	AGAINST	46	33.09%	42	31.58%	88	32.35%
	Cast Votes:	139	95.21%	133	95.68%	272	95.44%
	Over Votes:	0	0.00%	0	0.00%	0	0.00%
	Under Votes:	7	4.79%	6	4.32%	13	4.56%
STATE OF TEXAS PROPOSITION 3, Vote For 1							
	FOR	109	77.86%	106	81.54%	215	79.63%
	AGAINST	31	22.14%	24	18.46%	55	20.37%
	Cast Votes:	140	95.89%	130	93.53%	270	94.74%
	Over Votes:	0	0.00%	0	0.00%	0	0.00%
	Under Votes:	6	4.11%	9	6.47%	15	5.26%
STATE OF TEXAS PROPOSITION 4, Vote For 1							
	FOR	104	75.91%	95	72.52%	199	74.25%
	AGAINST	33	24.09%	36	27.48%	69	25.75%
	Cast Votes:	137	93.84%	131	94.24%	268	94.04%
	Over Votes:	0	0.00%	0	0.00%	0	0.00%
	Under Votes:	9	6.16%	8	5.76%	17	5.96%
STATE OF TEXAS PROPOSITION 5, Vote For 1							
	FOR	80	59.26%	75	57.25%	155	58.27%
	AGAINST	55	40.74%	56	42.75%	111	41.73%
	Cast Votes:	135	92.47%	131	94.24%	266	93.33%
	Over Votes:	0	0.00%	0	0.00%	0	0.00%
	Under Votes:	11	7.53%	8	5.76%	19	6.67%
STATE OF TEXAS PROPOSITION 6, Vote For 1							
	FOR	114	81.43%	104	78.79%	218	80.15%
	AGAINST	26	18.57%	28	21.21%	54	19.85%
	Cast Votes:	140	95.89%	132	94.96%	272	95.44%
	Over Votes:	0	0.00%	0	0.00%	0	0.00%
	Under Votes:	6	4.11%	7	5.04%	13	4.56%

Constitutional Amendment Election - PCT Report — Official
FORT BEND COUNTY, TEXAS — SPECIAL AND GENERAL ELECTION_ — November 07, 2017

Page 2 of 304

11/13/2017 05:26 PM

Total Number of Voters : 27,789 of 411,305 = 6.76%

Precincts Reporting 152 of 152 = 100.00%

Party	Candidate	Early		Election		Total	
Precinct 1001 (Ballots Cast: 285)							
STATE OF TEXAS PROPOSITION 7, Vote For 1							
	FOR	76	56.72%	66	50.00%	142	53.38%
	AGAINST	58	43.28%	66	50.00%	124	46.62%
	Cast Votes:	134	91.78%	132	94.96%	266	93.33%
	Over Votes:	0	0.00%	0	0.00%	0	0.00%
	Under Votes:	12	8.22%	7	5.04%	19	6.67%

Constitutional Amendment Election - PCT Report — Official

FORT BEND COUNTY, TEXAS — SPECIAL AND GENERAL ELECTION_ — November 07, 2017

Page 3 of 304

11/13/2017 05:26 PM

Total Number of Voters : 27,789 of 411,305 = 6.76%

Precincts Reporting 152 of 152 = 100.00%

Party	Candidate	Early		Election		Total	
Precinct 1002 (Ballots Cast: 61)							
STATE OF TEXAS PROPOSITION 1, Vote For 1							
	FOR	24	96.00%	30	88.24%	54	91.53%
	AGAINST	1	4.00%	4	11.76%	5	8.47%
	Cast Votes:	25	100.00%	34	94.44%	59	96.72%
	Over Votes:	0	0.00%	0	0.00%	0	0.00%
	Under Votes:	0	0.00%	2	5.56%	2	3.28%
STATE OF TEXAS PROPOSITION 2, Vote For 1							
	FOR	22	91.67%	27	79.41%	49	84.48%
	AGAINST	2	8.33%	7	20.59%	9	15.52%
	Cast Votes:	24	96.00%	34	94.44%	58	95.08%
	Over Votes:	0	0.00%	0	0.00%	0	0.00%
	Under Votes:	1	4.00%	2	5.56%	3	4.92%
STATE OF TEXAS PROPOSITION 3, Vote For 1							
	FOR	18	75.00%	28	82.35%	46	79.31%
	AGAINST	6	25.00%	6	17.65%	12	20.69%
	Cast Votes:	24	96.00%	34	94.44%	58	95.08%
	Over Votes:	0	0.00%	0	0.00%	0	0.00%
	Under Votes:	1	4.00%	2	5.56%	3	4.92%
STATE OF TEXAS PROPOSITION 4, Vote For 1							
	FOR	19	82.61%	28	82.35%	47	82.46%
	AGAINST	4	17.39%	6	17.65%	10	17.54%
	Cast Votes:	23	92.00%	34	94.44%	57	93.44%
	Over Votes:	0	0.00%	0	0.00%	0	0.00%
	Under Votes:	2	8.00%	2	5.56%	4	6.56%
STATE OF TEXAS PROPOSITION 5, Vote For 1							
	FOR	13	54.17%	22	64.71%	35	60.34%
	AGAINST	11	45.83%	12	35.29%	23	39.66%
	Cast Votes:	24	96.00%	34	94.44%	58	95.08%
	Over Votes:	0	0.00%	0	0.00%	0	0.00%
	Under Votes:	1	4.00%	2	5.56%	3	4.92%
STATE OF TEXAS PROPOSITION 6, Vote For 1							
	FOR	22	91.67%	24	70.59%	46	79.31%
	AGAINST	2	8.33%	10	29.41%	12	20.69%
	Cast Votes:	24	96.00%	34	94.44%	58	95.08%
	Over Votes:	0	0.00%	0	0.00%	0	0.00%
	Under Votes:	1	4.00%	2	5.56%	3	4.92%

Constitutional Amendment Election - PCT Report — Official
FORT BEND COUNTY, TEXAS — SPECIAL AND GENERAL ELECTION_ — November 07, 2017

Page 4 of 304

11/13/2017 05:26 PM

Total Number of Voters : 27,789 of 411,305 = 6.76%

Precincts Reporting 152 of 152 = 100.00%

Party	Candidate	Early		Election		Total	
Precinct 1002 (Ballots Cast: 61)							
STATE OF TEXAS PROPOSITION 7, Vote For 1							
	FOR	17	70.83%	26	78.79%	43	75.44%
	AGAINST	7	29.17%	7	21.21%	14	24.56%
	Cast Votes:	24	96.00%	33	91.67%	57	93.44%
	Over Votes:	0	0.00%	0	0.00%	0	0.00%
	Under Votes:	1	4.00%	3	8.33%	4	6.56%

Constitutional Amendment Election - PCT Report — Official

FORT BEND COUNTY, TEXAS — SPECIAL AND GENERAL ELECTION_ — November 07, 2017

Page 5 of 304

11/13/2017 05:26 PM

Total Number of Voters : 27,789 of 411,305 = 6.76%

Precincts Reporting 152 of 152 = 100.00%

Party	Candidate	Early		Election		Total	
Precinct 1003 (Ballots Cast: 56)							
STATE OF TEXAS PROPOSITION 1, Vote For 1							
	FOR	21	91.30%	29	87.88%	50	89.29%
	AGAINST	2	8.70%	4	12.12%	6	10.71%
	Cast Votes:	23	100.00%	33	100.00%	56	100.00%
	Over Votes:	0	0.00%	0	0.00%	0	0.00%
	Under Votes:	0	0.00%	0	0.00%	0	0.00%
STATE OF TEXAS PROPOSITION 2, Vote For 1							
	FOR	22	95.65%	24	75.00%	46	83.64%
	AGAINST	1	4.35%	8	25.00%	9	16.36%
	Cast Votes:	23	100.00%	32	96.97%	55	98.21%
	Over Votes:	0	0.00%	0	0.00%	0	0.00%
	Under Votes:	0	0.00%	1	3.03%	1	1.79%
STATE OF TEXAS PROPOSITION 3, Vote For 1							
	FOR	21	91.30%	32	96.97%	53	94.64%
	AGAINST	2	8.70%	1	3.03%	3	5.36%
	Cast Votes:	23	100.00%	33	100.00%	56	100.00%
	Over Votes:	0	0.00%	0	0.00%	0	0.00%
	Under Votes:	0	0.00%	0	0.00%	0	0.00%
STATE OF TEXAS PROPOSITION 4, Vote For 1							
	FOR	18	78.26%	26	81.25%	44	80.00%
	AGAINST	5	21.74%	6	18.75%	11	20.00%
	Cast Votes:	23	100.00%	32	96.97%	55	98.21%
	Over Votes:	0	0.00%	0	0.00%	0	0.00%
	Under Votes:	0	0.00%	1	3.03%	1	1.79%
STATE OF TEXAS PROPOSITION 5, Vote For 1							
	FOR	15	65.22%	22	70.97%	37	68.52%
	AGAINST	8	34.78%	9	29.03%	17	31.48%
	Cast Votes:	23	100.00%	31	93.94%	54	96.43%
	Over Votes:	0	0.00%	0	0.00%	0	0.00%
	Under Votes:	0	0.00%	2	6.06%	2	3.57%
STATE OF TEXAS PROPOSITION 6, Vote For 1							
	FOR	21	91.30%	30	90.91%	51	91.07%
	AGAINST	2	8.70%	3	9.09%	5	8.93%
	Cast Votes:	23	100.00%	33	100.00%	56	100.00%
	Over Votes:	0	0.00%	0	0.00%	0	0.00%
	Under Votes:	0	0.00%	0	0.00%	0	0.00%

Constitutional Amendment Election - PCT Report — Official
FORT BEND COUNTY, TEXAS — SPECIAL AND GENERAL ELECTION_ — November 07, 2017

Page 6 of 304

11/13/2017 05:26 PM

Total Number of Voters : 27,789 of 411,305 = 6.76%

Precincts Reporting 152 of 152 = 100.00%

Party	Candidate	Early		Election		Total	
Precinct 1003 (Ballots Cast: 56)							
STATE OF TEXAS PROPOSITION 7, Vote For 1							
	FOR	15	65.22%	24	75.00%	39	70.91%
	AGAINST	8	34.78%	8	25.00%	16	29.09%
	Cast Votes:	23	100.00%	32	96.97%	55	98.21%
	Over Votes:	0	0.00%	0	0.00%	0	0.00%
	Under Votes:	0	0.00%	1	3.03%	1	1.79%

Constitutional Amendment Election - PCT Report — Official

FORT BEND COUNTY, TEXAS — SPECIAL AND GENERAL ELECTION_ — November 07, 2017

Page 7 of 304

11/13/2017 05:26 PM

Total Number of Voters : 27,789 of 411,305 = 6.76%

Precincts Reporting 152 of 152 = 100.00%

Party	Candidate	Early		Election		Total	
Precinct 1007 (Ballots Cast: 470)							
STATE OF TEXAS PROPOSITION 1, Vote For 1							
	FOR	159	88.83%	262	91.93%	421	90.73%
	AGAINST	20	11.17%	23	8.07%	43	9.27%
	Cast Votes:	179	99.44%	285	98.28%	464	98.72%
	Over Votes:	0	0.00%	0	0.00%	0	0.00%
	Under Votes:	1	0.56%	5	1.72%	6	1.28%
STATE OF TEXAS PROPOSITION 2, Vote For 1							
	FOR	128	73.56%	210	75.00%	338	74.45%
	AGAINST	46	26.44%	70	25.00%	116	25.55%
	Cast Votes:	174	96.67%	280	96.55%	454	96.60%
	Over Votes:	0	0.00%	0	0.00%	0	0.00%
	Under Votes:	6	3.33%	10	3.45%	16	3.40%
STATE OF TEXAS PROPOSITION 3, Vote For 1							
	FOR	156	88.64%	249	88.93%	405	88.82%
	AGAINST	20	11.36%	31	11.07%	51	11.18%
	Cast Votes:	176	97.78%	280	96.55%	456	97.02%
	Over Votes:	0	0.00%	0	0.00%	0	0.00%
	Under Votes:	4	2.22%	10	3.45%	14	2.98%
STATE OF TEXAS PROPOSITION 4, Vote For 1							
	FOR	119	69.19%	184	67.65%	303	68.24%
	AGAINST	53	30.81%	88	32.35%	141	31.76%
	Cast Votes:	172	95.56%	272	93.79%	444	94.47%
	Over Votes:	0	0.00%	0	0.00%	0	0.00%
	Under Votes:	8	4.44%	18	6.21%	26	5.53%
STATE OF TEXAS PROPOSITION 5, Vote For 1							
	FOR	112	65.12%	169	62.83%	281	63.72%
	AGAINST	60	34.88%	100	37.17%	160	36.28%
	Cast Votes:	172	95.56%	269	92.76%	441	93.83%
	Over Votes:	0	0.00%	0	0.00%	0	0.00%
	Under Votes:	8	4.44%	21	7.24%	29	6.17%
STATE OF TEXAS PROPOSITION 6, Vote For 1							
	FOR	151	86.29%	250	89.29%	401	88.13%
	AGAINST	24	13.71%	30	10.71%	54	11.87%
	Cast Votes:	175	97.22%	280	96.55%	455	96.81%
	Over Votes:	0	0.00%	0	0.00%	0	0.00%
	Under Votes:	5	2.78%	10	3.45%	15	3.19%

Constitutional Amendment Election - PCT Report — Official
FORT BEND COUNTY, TEXAS — SPECIAL AND GENERAL ELECTION_ — November 07, 2017

Page 8 of 304

11/13/2017 05:26 PM

Total Number of Voters : 27,789 of 411,305 = 6.76%

Precincts Reporting 152 of 152 = 100.00%

Party	Candidate	Early		Election		Total	
Precinct 1007 (Ballots Cast: 470)							
STATE OF TEXAS PROPOSITION 7, Vote For 1							
	FOR	117	68.02%	182	65.94%	299	66.74%
	AGAINST	55	31.98%	94	34.06%	149	33.26%
	Cast Votes:	172	95.56%	276	95.17%	448	95.32%
	Over Votes:	0	0.00%	0	0.00%	0	0.00%
	Under Votes:	8	4.44%	14	4.83%	22	4.68%

Constitutional Amendment Election - PCT Report — Official

FORT BEND COUNTY, TEXAS — SPECIAL AND GENERAL ELECTION_ — November 07, 2017

Page 9 of 304

11/13/2017 05:26 PM

Total Number of Voters : 27,789 of 411,305 = 6.76%

Precincts Reporting 152 of 152 = 100.00%

Party	Candidate	Early		Election		Total	
Precinct 1008 (Ballots Cast: 37)							
STATE OF TEXAS PROPOSITION 1, Vote For 1							
	FOR	8	88.89%	24	88.89%	32	88.89%
	AGAINST	1	11.11%	3	11.11%	4	11.11%
	Cast Votes:	9	100.00%	27	96.43%	36	97.30%
	Over Votes:	0	0.00%	0	0.00%	0	0.00%
	Under Votes:	0	0.00%	1	3.57%	1	2.70%
STATE OF TEXAS PROPOSITION 2, Vote For 1							
	FOR	5	55.56%	14	51.85%	19	52.78%
	AGAINST	4	44.44%	13	48.15%	17	47.22%
	Cast Votes:	9	100.00%	27	96.43%	36	97.30%
	Over Votes:	0	0.00%	0	0.00%	0	0.00%
	Under Votes:	0	0.00%	1	3.57%	1	2.70%
STATE OF TEXAS PROPOSITION 3, Vote For 1							
	FOR	6	66.67%	20	76.92%	26	74.29%
	AGAINST	3	33.33%	6	23.08%	9	25.71%
	Cast Votes:	9	100.00%	26	92.86%	35	94.59%
	Over Votes:	0	0.00%	0	0.00%	0	0.00%
	Under Votes:	0	0.00%	2	7.14%	2	5.41%
STATE OF TEXAS PROPOSITION 4, Vote For 1							
	FOR	7	77.78%	18	72.00%	25	73.53%
	AGAINST	2	22.22%	7	28.00%	9	26.47%
	Cast Votes:	9	100.00%	25	89.29%	34	91.89%
	Over Votes:	0	0.00%	0	0.00%	0	0.00%
	Under Votes:	0	0.00%	3	10.71%	3	8.11%
STATE OF TEXAS PROPOSITION 5, Vote For 1							
	FOR	3	33.33%	15	55.56%	18	50.00%
	AGAINST	6	66.67%	12	44.44%	18	50.00%
	Cast Votes:	9	100.00%	27	96.43%	36	97.30%
	Over Votes:	0	0.00%	0	0.00%	0	0.00%
	Under Votes:	0	0.00%	1	3.57%	1	2.70%
STATE OF TEXAS PROPOSITION 6, Vote For 1							
	FOR	9	100.00%	22	81.48%	31	86.11%
	AGAINST	0	0.00%	5	18.52%	5	13.89%
	Cast Votes:	9	100.00%	27	96.43%	36	97.30%
	Over Votes:	0	0.00%	0	0.00%	0	0.00%
	Under Votes:	0	0.00%	1	3.57%	1	2.70%

Constitutional Amendment Election - PCT Report — Official
FORT BEND COUNTY, TEXAS — SPECIAL AND GENERAL ELECTION_ — November 07, 2017

Page 10 of 304

11/13/2017 05:26 PM

Total Number of Voters : 27,789 of 411,305 = 6.76%

Precincts Reporting 152 of 152 = 100.00%

Party	Candidate	Early		Election		Total	
Precinct 1008 (Ballots Cast: 37)							
STATE OF TEXAS PROPOSITION 7, Vote For 1							
	FOR	5	55.56%	13	48.15%	18	50.00%
	AGAINST	4	44.44%	14	51.85%	18	50.00%
	Cast Votes:	9	100.00%	27	96.43%	36	97.30%
	Over Votes:	0	0.00%	0	0.00%	0	0.00%
	Under Votes:	0	0.00%	1	3.57%	1	2.70%

Constitutional Amendment Election - PCT Report — Official

FORT BEND COUNTY, TEXAS — SPECIAL AND GENERAL ELECTION_ — November 07, 2017

Page 11 of 304

11/13/2017 05:26 PM

Total Number of Voters : 27,789 of 411,305 = 6.76%

Precincts Reporting 152 of 152 = 100.00%

Party	Candidate	Early		Election		Total	
Precinct 1010 (Ballots Cast: 149)							
STATE OF TEXAS PROPOSITION 1, Vote For 1							
	FOR	55	87.30%	72	85.71%	127	86.39%
	AGAINST	8	12.70%	12	14.29%	20	13.61%
	Cast Votes:	63	100.00%	84	97.67%	147	98.66%
	Over Votes:	0	0.00%	0	0.00%	0	0.00%
	Under Votes:	0	0.00%	2	2.33%	2	1.34%
STATE OF TEXAS PROPOSITION 2, Vote For 1							
	FOR	53	85.48%	68	80.95%	121	82.88%
	AGAINST	9	14.52%	16	19.05%	25	17.12%
	Cast Votes:	62	98.41%	84	97.67%	146	97.99%
	Over Votes:	0	0.00%	0	0.00%	0	0.00%
	Under Votes:	1	1.59%	2	2.33%	3	2.01%
STATE OF TEXAS PROPOSITION 3, Vote For 1							
	FOR	54	88.52%	67	81.71%	121	84.62%
	AGAINST	7	11.48%	15	18.29%	22	15.38%
	Cast Votes:	61	96.83%	82	95.35%	143	95.97%
	Over Votes:	0	0.00%	0	0.00%	0	0.00%
	Under Votes:	2	3.17%	4	4.65%	6	4.03%
STATE OF TEXAS PROPOSITION 4, Vote For 1							
	FOR	54	88.52%	68	80.95%	122	84.14%
	AGAINST	7	11.48%	16	19.05%	23	15.86%
	Cast Votes:	61	96.83%	84	97.67%	145	97.32%
	Over Votes:	0	0.00%	0	0.00%	0	0.00%
	Under Votes:	2	3.17%	2	2.33%	4	2.68%
STATE OF TEXAS PROPOSITION 5, Vote For 1							
	FOR	42	68.85%	50	60.98%	92	64.34%
	AGAINST	19	31.15%	32	39.02%	51	35.66%
	Cast Votes:	61	96.83%	82	95.35%	143	95.97%
	Over Votes:	0	0.00%	0	0.00%	0	0.00%
	Under Votes:	2	3.17%	4	4.65%	6	4.03%
STATE OF TEXAS PROPOSITION 6, Vote For 1							
	FOR	55	87.30%	73	86.90%	128	87.07%
	AGAINST	8	12.70%	11	13.10%	19	12.93%
	Cast Votes:	63	100.00%	84	97.67%	147	98.66%
	Over Votes:	0	0.00%	0	0.00%	0	0.00%
	Under Votes:	0	0.00%	2	2.33%	2	1.34%

Constitutional Amendment Election - PCT Report — Official
FORT BEND COUNTY, TEXAS — SPECIAL AND GENERAL ELECTION_ — November 07, 2017

Page 12 of 304

11/13/2017 05:26 PM

Total Number of Voters : 27,789 of 411,305 = 6.76%

Precincts Reporting 152 of 152 = 100.00%

Party	Candidate	Early		Election		Total	
Precinct 1010 (Ballots Cast: 149)							
STATE OF TEXAS PROPOSITION 7, Vote For 1							
	FOR	43	68.25%	49	58.33%	92	62.59%
	AGAINST	20	31.75%	35	41.67%	55	37.41%
	Cast Votes:	63	100.00%	84	97.67%	147	98.66%
	Over Votes:	0	0.00%	0	0.00%	0	0.00%
	Under Votes:	0	0.00%	2	2.33%	2	1.34%

Constitutional Amendment Election - PCT Report — Official

FORT BEND COUNTY, TEXAS — SPECIAL AND GENERAL ELECTION_ — November 07, 2017

Page 13 of 304

11/13/2017 05:26 PM

Total Number of Voters : 27,789 of 411,305 = 6.76%

Precincts Reporting 152 of 152 = 100.00%

Party	Candidate	Early		Election		Total	
Precinct 1012 (Ballots Cast: 137)							
STATE OF TEXAS PROPOSITION 1, Vote For 1							
	FOR	62	81.58%	54	94.74%	116	87.22%
	AGAINST	14	18.42%	3	5.26%	17	12.78%
	Cast Votes:	76	100.00%	57	93.44%	133	97.08%
	Over Votes:	0	0.00%	0	0.00%	0	0.00%
	Under Votes:	0	0.00%	4	6.56%	4	2.92%
STATE OF TEXAS PROPOSITION 2, Vote For 1							
	FOR	54	71.05%	46	79.31%	100	74.63%
	AGAINST	22	28.95%	12	20.69%	34	25.37%
	Cast Votes:	76	100.00%	58	95.08%	134	97.81%
	Over Votes:	0	0.00%	0	0.00%	0	0.00%
	Under Votes:	0	0.00%	3	4.92%	3	2.19%
STATE OF TEXAS PROPOSITION 3, Vote For 1							
	FOR	62	81.58%	51	86.44%	113	83.70%
	AGAINST	14	18.42%	8	13.56%	22	16.30%
	Cast Votes:	76	100.00%	59	96.72%	135	98.54%
	Over Votes:	0	0.00%	0	0.00%	0	0.00%
	Under Votes:	0	0.00%	2	3.28%	2	1.46%
STATE OF TEXAS PROPOSITION 4, Vote For 1							
	FOR	47	62.67%	45	78.95%	92	69.70%
	AGAINST	28	37.33%	12	21.05%	40	30.30%
	Cast Votes:	75	98.68%	57	93.44%	132	96.35%
	Over Votes:	0	0.00%	0	0.00%	0	0.00%
	Under Votes:	1	1.32%	4	6.56%	5	3.65%
STATE OF TEXAS PROPOSITION 5, Vote For 1							
	FOR	39	52.70%	34	59.65%	73	55.73%
	AGAINST	35	47.30%	23	40.35%	58	44.27%
	Cast Votes:	74	97.37%	57	93.44%	131	95.62%
	Over Votes:	0	0.00%	0	0.00%	0	0.00%
	Under Votes:	2	2.63%	4	6.56%	6	4.38%
STATE OF TEXAS PROPOSITION 6, Vote For 1							
	FOR	63	82.89%	55	93.22%	118	87.41%
	AGAINST	13	17.11%	4	6.78%	17	12.59%
	Cast Votes:	76	100.00%	59	96.72%	135	98.54%
	Over Votes:	0	0.00%	0	0.00%	0	0.00%
	Under Votes:	0	0.00%	2	3.28%	2	1.46%

Constitutional Amendment Election - PCT Report — Official
FORT BEND COUNTY, TEXAS — SPECIAL AND GENERAL ELECTION_ — November 07, 2017

Page 14 of 304

11/13/2017 05:26 PM

Total Number of Voters : 27,789 of 411,305 = 6.76%

Precincts Reporting 152 of 152 = 100.00%

Party	Candidate	Early		Election		Total	
Precinct 1012 (Ballots Cast: 137)							
STATE OF TEXAS PROPOSITION 7, Vote For 1							
	FOR	38	50.00%	40	71.43%	78	59.09%
	AGAINST	38	50.00%	16	28.57%	54	40.91%
	Cast Votes:	76	100.00%	56	91.80%	132	96.35%
	Over Votes:	0	0.00%	0	0.00%	0	0.00%
	Under Votes:	0	0.00%	5	8.20%	5	3.65%

Constitutional Amendment Election - PCT Report — Official

FORT BEND COUNTY, TEXAS — SPECIAL AND GENERAL ELECTION_ — November 07, 2017

Page 15 of 304

11/13/2017 05:26 PM

Total Number of Voters : 27,789 of 411,305 = 6.76%

Precincts Reporting 152 of 152 = 100.00%

Party	Candidate	Early		Election		Total	
Precinct 1013 (Ballots Cast: 245)							
STATE OF TEXAS PROPOSITION 1, Vote For 1							
	FOR	100	84.75%	112	91.06%	212	87.97%
	AGAINST	18	15.25%	11	8.94%	29	12.03%
	Cast Votes:	118	97.52%	123	99.19%	241	98.37%
	Over Votes:	0	0.00%	0	0.00%	0	0.00%
	Under Votes:	3	2.48%	1	0.81%	4	1.63%
STATE OF TEXAS PROPOSITION 2, Vote For 1							
	FOR	86	73.50%	95	78.51%	181	76.05%
	AGAINST	31	26.50%	26	21.49%	57	23.95%
	Cast Votes:	117	96.69%	121	97.58%	238	97.14%
	Over Votes:	0	0.00%	0	0.00%	0	0.00%
	Under Votes:	4	3.31%	3	2.42%	7	2.86%
STATE OF TEXAS PROPOSITION 3, Vote For 1							
	FOR	95	82.61%	98	81.67%	193	82.13%
	AGAINST	20	17.39%	22	18.33%	42	17.87%
	Cast Votes:	115	95.04%	120	96.77%	235	95.92%
	Over Votes:	0	0.00%	0	0.00%	0	0.00%
	Under Votes:	6	4.96%	4	3.23%	10	4.08%
STATE OF TEXAS PROPOSITION 4, Vote For 1							
	FOR	87	75.00%	83	68.60%	170	71.73%
	AGAINST	29	25.00%	38	31.40%	67	28.27%
	Cast Votes:	116	95.87%	121	97.58%	237	96.73%
	Over Votes:	0	0.00%	0	0.00%	0	0.00%
	Under Votes:	5	4.13%	3	2.42%	8	3.27%
STATE OF TEXAS PROPOSITION 5, Vote For 1							
	FOR	70	60.34%	76	63.33%	146	61.86%
	AGAINST	46	39.66%	44	36.67%	90	38.14%
	Cast Votes:	116	95.87%	120	96.77%	236	96.33%
	Over Votes:	0	0.00%	0	0.00%	0	0.00%
	Under Votes:	5	4.13%	4	3.23%	9	3.67%
STATE OF TEXAS PROPOSITION 6, Vote For 1							
	FOR	103	87.29%	107	87.70%	210	87.50%
	AGAINST	15	12.71%	15	12.30%	30	12.50%
	Cast Votes:	118	97.52%	122	98.39%	240	97.96%
	Over Votes:	0	0.00%	0	0.00%	0	0.00%
	Under Votes:	3	2.48%	2	1.61%	5	2.04%

Constitutional Amendment Election - PCT Report — Official
FORT BEND COUNTY, TEXAS — SPECIAL AND GENERAL ELECTION_ — November 07, 2017

Page 16 of 304

11/13/2017 05:26 PM

Total Number of Voters : 27,789 of 411,305 = 6.76%

Precincts Reporting 152 of 152 = 100.00%

Party	Candidate	Early		Election		Total	
Precinct 1013 (Ballots Cast: 245)							
STATE OF TEXAS PROPOSITION 7, Vote For 1							
	FOR	68	59.65%	82	67.21%	150	63.56%
	AGAINST	46	40.35%	40	32.79%	86	36.44%
	Cast Votes:	114	94.21%	122	98.39%	236	96.33%
	Over Votes:	0	0.00%	0	0.00%	0	0.00%
	Under Votes:	7	5.79%	2	1.61%	9	3.67%

Constitutional Amendment Election - PCT Report — Official

FORT BEND COUNTY, TEXAS — SPECIAL AND GENERAL ELECTION_ — November 07, 2017

Page 17 of 304

11/13/2017 05:26 PM

Total Number of Voters : 27,789 of 411,305 = 6.76%

Precincts Reporting 152 of 152 = 100.00%

Party	Candidate	Early		Election		Total	
Precinct 1015 (Ballots Cast: 81)							
STATE OF TEXAS PROPOSITION 1, Vote For 1							
	FOR	32	74.42%	33	86.84%	65	80.25%
	AGAINST	11	25.58%	5	13.16%	16	19.75%
	Cast Votes:	43	100.00%	38	100.00%	81	100.00%
	Over Votes:	0	0.00%	0	0.00%	0	0.00%
	Under Votes:	0	0.00%	0	0.00%	0	0.00%
STATE OF TEXAS PROPOSITION 2, Vote For 1							
	FOR	27	62.79%	28	73.68%	55	67.90%
	AGAINST	16	37.21%	10	26.32%	26	32.10%
	Cast Votes:	43	100.00%	38	100.00%	81	100.00%
	Over Votes:	0	0.00%	0	0.00%	0	0.00%
	Under Votes:	0	0.00%	0	0.00%	0	0.00%
STATE OF TEXAS PROPOSITION 3, Vote For 1							
	FOR	37	88.10%	29	76.32%	66	82.50%
	AGAINST	5	11.90%	9	23.68%	14	17.50%
	Cast Votes:	42	97.67%	38	100.00%	80	98.77%
	Over Votes:	0	0.00%	0	0.00%	0	0.00%
	Under Votes:	1	2.33%	0	0.00%	1	1.23%
STATE OF TEXAS PROPOSITION 4, Vote For 1							
	FOR	32	74.42%	26	68.42%	58	71.60%
	AGAINST	11	25.58%	12	31.58%	23	28.40%
	Cast Votes:	43	100.00%	38	100.00%	81	100.00%
	Over Votes:	0	0.00%	0	0.00%	0	0.00%
	Under Votes:	0	0.00%	0	0.00%	0	0.00%
STATE OF TEXAS PROPOSITION 5, Vote For 1							
	FOR	23	53.49%	23	62.16%	46	57.50%
	AGAINST	20	46.51%	14	37.84%	34	42.50%
	Cast Votes:	43	100.00%	37	97.37%	80	98.77%
	Over Votes:	0	0.00%	0	0.00%	0	0.00%
	Under Votes:	0	0.00%	1	2.63%	1	1.23%
STATE OF TEXAS PROPOSITION 6, Vote For 1							
	FOR	33	76.74%	31	81.58%	64	79.01%
	AGAINST	10	23.26%	7	18.42%	17	20.99%
	Cast Votes:	43	100.00%	38	100.00%	81	100.00%
	Over Votes:	0	0.00%	0	0.00%	0	0.00%
	Under Votes:	0	0.00%	0	0.00%	0	0.00%

Constitutional Amendment Election - PCT Report — Official
FORT BEND COUNTY, TEXAS — SPECIAL AND GENERAL ELECTION_ — November 07, 2017

Page 18 of 304

11/13/2017 05:26 PM

Total Number of Voters : 27,789 of 411,305 = 6.76%

Precincts Reporting 152 of 152 = 100.00%

Party	Candidate	Early		Election		Total	
Precinct 1015 (Ballots Cast: 81)							
STATE OF TEXAS PROPOSITION 7, Vote For 1							
	FOR	22	51.16%	26	68.42%	48	59.26%
	AGAINST	21	48.84%	12	31.58%	33	40.74%
	Cast Votes:	43	100.00%	38	100.00%	81	100.00%
	Over Votes:	0	0.00%	0	0.00%	0	0.00%
	Under Votes:	0	0.00%	0	0.00%	0	0.00%

Constitutional Amendment Election - PCT Report — Official

FORT BEND COUNTY, TEXAS — SPECIAL AND GENERAL ELECTION_ — November 07, 2017

Page 19 of 304

11/13/2017 05:26 PM

Total Number of Voters : 27,789 of 411,305 = 6.76%

Precincts Reporting 152 of 152 = 100.00%

Party	Candidate	Early		Election		Total	
Precinct 1018 (Ballots Cast: 63)							
STATE OF TEXAS PROPOSITION 1, Vote For 1							
	FOR	13	81.25%	41	89.13%	54	87.10%
	AGAINST	3	18.75%	5	10.87%	8	12.90%
	Cast Votes:	16	94.12%	46	100.00%	62	98.41%
	Over Votes:	0	0.00%	0	0.00%	0	0.00%
	Under Votes:	1	5.88%	0	0.00%	1	1.59%
STATE OF TEXAS PROPOSITION 2, Vote For 1							
	FOR	10	62.50%	31	67.39%	41	66.13%
	AGAINST	6	37.50%	15	32.61%	21	33.87%
	Cast Votes:	16	94.12%	46	100.00%	62	98.41%
	Over Votes:	0	0.00%	0	0.00%	0	0.00%
	Under Votes:	1	5.88%	0	0.00%	1	1.59%
STATE OF TEXAS PROPOSITION 3, Vote For 1							
	FOR	14	93.33%	37	82.22%	51	85.00%
	AGAINST	1	6.67%	8	17.78%	9	15.00%
	Cast Votes:	15	88.24%	45	97.83%	60	95.24%
	Over Votes:	0	0.00%	0	0.00%	0	0.00%
	Under Votes:	2	11.76%	1	2.17%	3	4.76%
STATE OF TEXAS PROPOSITION 4, Vote For 1							
	FOR	8	50.00%	31	67.39%	39	62.90%
	AGAINST	8	50.00%	15	32.61%	23	37.10%
	Cast Votes:	16	94.12%	46	100.00%	62	98.41%
	Over Votes:	0	0.00%	0	0.00%	0	0.00%
	Under Votes:	1	5.88%	0	0.00%	1	1.59%
STATE OF TEXAS PROPOSITION 5, Vote For 1							
	FOR	10	58.82%	17	38.64%	27	44.26%
	AGAINST	7	41.18%	27	61.36%	34	55.74%
	Cast Votes:	17	100.00%	44	95.65%	61	96.83%
	Over Votes:	0	0.00%	0	0.00%	0	0.00%
	Under Votes:	0	0.00%	2	4.35%	2	3.17%
STATE OF TEXAS PROPOSITION 6, Vote For 1							
	FOR	12	75.00%	36	78.26%	48	77.42%
	AGAINST	4	25.00%	10	21.74%	14	22.58%
	Cast Votes:	16	94.12%	46	100.00%	62	98.41%
	Over Votes:	0	0.00%	0	0.00%	0	0.00%
	Under Votes:	1	5.88%	0	0.00%	1	1.59%

Constitutional Amendment Election - PCT Report — Official
FORT BEND COUNTY, TEXAS — SPECIAL AND GENERAL ELECTION_ — November 07, 2017

Page 20 of 304

11/13/2017 05:26 PM

Total Number of Voters : 27,789 of 411,305 = 6.76%

Precincts Reporting 152 of 152 = 100.00%

Party	Candidate	Early		Election		Total	
Precinct 1018 (Ballots Cast: 63)							
STATE OF TEXAS PROPOSITION 7, Vote For 1							
	FOR	10	58.82%	24	52.17%	34	53.97%
	AGAINST	7	41.18%	22	47.83%	29	46.03%
	Cast Votes:	17	100.00%	46	100.00%	63	100.00%
	Over Votes:	0	0.00%	0	0.00%	0	0.00%
	Under Votes:	0	0.00%	0	0.00%	0	0.00%

Constitutional Amendment Election - PCT Report — Official

FORT BEND COUNTY, TEXAS — SPECIAL AND GENERAL ELECTION_ — November 07, 2017

Page 21 of 304

11/13/2017 05:26 PM

Total Number of Voters : 27,789 of 411,305 = 6.76%

Precincts Reporting 152 of 152 = 100.00%

Party	Candidate	Early		Election		Total	
Precinct 1021 (Ballots Cast: 54)							
STATE OF TEXAS PROPOSITION 1, Vote For 1							
	FOR	9	100.00%	38	84.44%	47	87.04%
	AGAINST	0	0.00%	7	15.56%	7	12.96%
	Cast Votes:	9	100.00%	45	100.00%	54	100.00%
	Over Votes:	0	0.00%	0	0.00%	0	0.00%
	Under Votes:	0	0.00%	0	0.00%	0	0.00%
STATE OF TEXAS PROPOSITION 2, Vote For 1							
	FOR	8	88.89%	31	68.89%	39	72.22%
	AGAINST	1	11.11%	14	31.11%	15	27.78%
	Cast Votes:	9	100.00%	45	100.00%	54	100.00%
	Over Votes:	0	0.00%	0	0.00%	0	0.00%
	Under Votes:	0	0.00%	0	0.00%	0	0.00%
STATE OF TEXAS PROPOSITION 3, Vote For 1							
	FOR	7	87.50%	36	80.00%	43	81.13%
	AGAINST	1	12.50%	9	20.00%	10	18.87%
	Cast Votes:	8	88.89%	45	100.00%	53	98.15%
	Over Votes:	0	0.00%	0	0.00%	0	0.00%
	Under Votes:	1	11.11%	0	0.00%	1	1.85%
STATE OF TEXAS PROPOSITION 4, Vote For 1							
	FOR	7	87.50%	34	77.27%	41	78.85%
	AGAINST	1	12.50%	10	22.73%	11	21.15%
	Cast Votes:	8	88.89%	44	97.78%	52	96.30%
	Over Votes:	0	0.00%	0	0.00%	0	0.00%
	Under Votes:	1	11.11%	1	2.22%	2	3.70%
STATE OF TEXAS PROPOSITION 5, Vote For 1							
	FOR	6	66.67%	27	61.36%	33	62.26%
	AGAINST	3	33.33%	17	38.64%	20	37.74%
	Cast Votes:	9	100.00%	44	97.78%	53	98.15%
	Over Votes:	0	0.00%	0	0.00%	0	0.00%
	Under Votes:	0	0.00%	1	2.22%	1	1.85%
STATE OF TEXAS PROPOSITION 6, Vote For 1							
	FOR	8	88.89%	39	86.67%	47	87.04%
	AGAINST	1	11.11%	6	13.33%	7	12.96%
	Cast Votes:	9	100.00%	45	100.00%	54	100.00%
	Over Votes:	0	0.00%	0	0.00%	0	0.00%
	Under Votes:	0	0.00%	0	0.00%	0	0.00%

Constitutional Amendment Election - PCT Report — Official
FORT BEND COUNTY, TEXAS — SPECIAL AND GENERAL ELECTION_ — November 07, 2017

Page 22 of 304

11/13/2017 05:26 PM

Total Number of Voters : 27,789 of 411,305 = 6.76%

Precincts Reporting 152 of 152 = 100.00%

Party	Candidate	Early		Election		Total	
Precinct 1021 (Ballots Cast: 54)							
STATE OF TEXAS PROPOSITION 7, Vote For 1							
	FOR	5	55.56%	28	63.64%	33	62.26%
	AGAINST	4	44.44%	16	36.36%	20	37.74%
	Cast Votes:	9	100.00%	44	97.78%	53	98.15%
	Over Votes:	0	0.00%	0	0.00%	0	0.00%
	Under Votes:	0	0.00%	1	2.22%	1	1.85%

Constitutional Amendment Election - PCT Report — Official

FORT BEND COUNTY, TEXAS — SPECIAL AND GENERAL ELECTION_ — November 07, 2017

Page 23 of 304

11/13/2017 05:26 PM

Total Number of Voters : 27,789 of 411,305 = 6.76%

Precincts Reporting 152 of 152 = 100.00%

Party	Candidate	Early		Election		Total	
Precinct 1024 (Ballots Cast: 49)							
STATE OF TEXAS PROPOSITION 1, Vote For 1							
	FOR	21	80.77%	21	95.45%	42	87.50%
	AGAINST	5	19.23%	1	4.55%	6	12.50%
	Cast Votes:	26	96.30%	22	100.00%	48	97.96%
	Over Votes:	0	0.00%	0	0.00%	0	0.00%
	Under Votes:	1	3.70%	0	0.00%	1	2.04%
STATE OF TEXAS PROPOSITION 2, Vote For 1							
	FOR	15	60.00%	14	66.67%	29	63.04%
	AGAINST	10	40.00%	7	33.33%	17	36.96%
	Cast Votes:	25	92.59%	21	95.45%	46	93.88%
	Over Votes:	0	0.00%	0	0.00%	0	0.00%
	Under Votes:	2	7.41%	1	4.55%	3	6.12%
STATE OF TEXAS PROPOSITION 3, Vote For 1							
	FOR	23	88.46%	16	76.19%	39	82.98%
	AGAINST	3	11.54%	5	23.81%	8	17.02%
	Cast Votes:	26	96.30%	21	95.45%	47	95.92%
	Over Votes:	0	0.00%	0	0.00%	0	0.00%
	Under Votes:	1	3.70%	1	4.55%	2	4.08%
STATE OF TEXAS PROPOSITION 4, Vote For 1							
	FOR	22	88.00%	14	70.00%	36	80.00%
	AGAINST	3	12.00%	6	30.00%	9	20.00%
	Cast Votes:	25	92.59%	20	90.91%	45	91.84%
	Over Votes:	0	0.00%	0	0.00%	0	0.00%
	Under Votes:	2	7.41%	2	9.09%	4	8.16%
STATE OF TEXAS PROPOSITION 5, Vote For 1							
	FOR	14	56.00%	11	55.00%	25	55.56%
	AGAINST	11	44.00%	9	45.00%	20	44.44%
	Cast Votes:	25	92.59%	20	90.91%	45	91.84%
	Over Votes:	0	0.00%	0	0.00%	0	0.00%
	Under Votes:	2	7.41%	2	9.09%	4	8.16%
STATE OF TEXAS PROPOSITION 6, Vote For 1							
	FOR	22	84.62%	16	76.19%	38	80.85%
	AGAINST	4	15.38%	5	23.81%	9	19.15%
	Cast Votes:	26	96.30%	21	95.45%	47	95.92%
	Over Votes:	0	0.00%	0	0.00%	0	0.00%
	Under Votes:	1	3.70%	1	4.55%	2	4.08%

Constitutional Amendment Election - PCT Report — Official
FORT BEND COUNTY, TEXAS — SPECIAL AND GENERAL ELECTION_ — November 07, 2017

Page 24 of 304

11/13/2017 05:26 PM

Total Number of Voters : 27,789 of 411,305 = 6.76%

Precincts Reporting 152 of 152 = 100.00%

Party	Candidate	Early		Election		Total	
Precinct 1024 (Ballots Cast: 49)							
STATE OF TEXAS PROPOSITION 7, Vote For 1							
	FOR	17	68.00%	16	76.19%	33	71.74%
	AGAINST	8	32.00%	5	23.81%	13	28.26%
	Cast Votes:	25	92.59%	21	95.45%	46	93.88%
	Over Votes:	0	0.00%	0	0.00%	0	0.00%
	Under Votes:	2	7.41%	1	4.55%	3	6.12%

Constitutional Amendment Election - PCT Report — Official

FORT BEND COUNTY, TEXAS — SPECIAL AND GENERAL ELECTION_ — November 07, 2017

Page 25 of 304

11/13/2017 05:26 PM

Total Number of Voters : 27,789 of 411,305 = 6.76%

Precincts Reporting 152 of 152 = 100.00%

Party	Candidate	Early		Election		Total	
Precinct 1025 (Ballots Cast: 310)							
STATE OF TEXAS PROPOSITION 1, Vote For 1							
	FOR	98	93.33%	171	85.07%	269	87.91%
	AGAINST	7	6.67%	30	14.93%	37	12.09%
	Cast Votes:	105	97.22%	201	99.50%	306	98.71%
	Over Votes:	0	0.00%	0	0.00%	0	0.00%
	Under Votes:	3	2.78%	1	0.50%	4	1.29%
STATE OF TEXAS PROPOSITION 2, Vote For 1							
	FOR	77	73.33%	149	76.41%	226	75.33%
	AGAINST	28	26.67%	46	23.59%	74	24.67%
	Cast Votes:	105	97.22%	195	96.53%	300	96.77%
	Over Votes:	0	0.00%	0	0.00%	0	0.00%
	Under Votes:	3	2.78%	7	3.47%	10	3.23%
STATE OF TEXAS PROPOSITION 3, Vote For 1							
	FOR	94	87.85%	165	83.33%	259	84.92%
	AGAINST	13	12.15%	33	16.67%	46	15.08%
	Cast Votes:	107	99.07%	198	98.02%	305	98.39%
	Over Votes:	0	0.00%	0	0.00%	0	0.00%
	Under Votes:	1	0.93%	4	1.98%	5	1.61%
STATE OF TEXAS PROPOSITION 4, Vote For 1							
	FOR	80	76.92%	146	74.87%	226	75.59%
	AGAINST	24	23.08%	49	25.13%	73	24.41%
	Cast Votes:	104	96.30%	195	96.53%	299	96.45%
	Over Votes:	0	0.00%	0	0.00%	0	0.00%
	Under Votes:	4	3.70%	7	3.47%	11	3.55%
STATE OF TEXAS PROPOSITION 5, Vote For 1							
	FOR	70	68.63%	123	62.76%	193	64.77%
	AGAINST	32	31.37%	73	37.24%	105	35.23%
	Cast Votes:	102	94.44%	196	97.03%	298	96.13%
	Over Votes:	0	0.00%	0	0.00%	0	0.00%
	Under Votes:	6	5.56%	6	2.97%	12	3.87%
STATE OF TEXAS PROPOSITION 6, Vote For 1							
	FOR	98	92.45%	157	78.89%	255	83.61%
	AGAINST	8	7.55%	42	21.11%	50	16.39%
	Cast Votes:	106	98.15%	199	98.51%	305	98.39%
	Over Votes:	0	0.00%	0	0.00%	0	0.00%
	Under Votes:	2	1.85%	3	1.49%	5	1.61%

Constitutional Amendment Election - PCT Report — Official
FORT BEND COUNTY, TEXAS — SPECIAL AND GENERAL ELECTION_ — November 07, 2017

Page 26 of 304

11/13/2017 05:26 PM

Total Number of Voters : 27,789 of 411,305 = 6.76%

Precincts Reporting 152 of 152 = 100.00%

Party	Candidate	Early		Election		Total	
Precinct 1025 (Ballots Cast: 310)							
STATE OF TEXAS PROPOSITION 7, Vote For 1							
	FOR	71	67.62%	125	64.10%	196	65.33%
	AGAINST	34	32.38%	70	35.90%	104	34.67%
	Cast Votes:	105	97.22%	195	96.53%	300	96.77%
	Over Votes:	0	0.00%	0	0.00%	0	0.00%
	Under Votes:	3	2.78%	7	3.47%	10	3.23%

Constitutional Amendment Election - PCT Report — Official

FORT BEND COUNTY, TEXAS — SPECIAL AND GENERAL ELECTION_ — November 07, 2017

Page 27 of 304

11/13/2017 05:26 PM

Total Number of Voters : 27,789 of 411,305 = 6.76%

Precincts Reporting 152 of 152 = 100.00%

Party	Candidate	Early		Election		Total	
Precinct 1037 (Ballots Cast: 241)							
STATE OF TEXAS PROPOSITION 1, Vote For 1							
	FOR	105	88.24%	103	87.29%	208	87.76%
	AGAINST	14	11.76%	15	12.71%	29	12.24%
	Cast Votes:	119	99.17%	118	97.52%	237	98.34%
	Over Votes:	0	0.00%	0	0.00%	0	0.00%
	Under Votes:	1	0.83%	3	2.48%	4	1.66%
STATE OF TEXAS PROPOSITION 2, Vote For 1							
	FOR	90	76.27%	81	69.83%	171	73.08%
	AGAINST	28	23.73%	35	30.17%	63	26.92%
	Cast Votes:	118	98.33%	116	95.87%	234	97.10%
	Over Votes:	0	0.00%	0	0.00%	0	0.00%
	Under Votes:	2	1.67%	5	4.13%	7	2.90%
STATE OF TEXAS PROPOSITION 3, Vote For 1							
	FOR	89	77.39%	98	85.96%	187	81.66%
	AGAINST	26	22.61%	16	14.04%	42	18.34%
	Cast Votes:	115	95.83%	114	94.21%	229	95.02%
	Over Votes:	0	0.00%	0	0.00%	0	0.00%
	Under Votes:	5	4.17%	7	5.79%	12	4.98%
STATE OF TEXAS PROPOSITION 4, Vote For 1							
	FOR	92	81.42%	85	75.22%	177	78.32%
	AGAINST	21	18.58%	28	24.78%	49	21.68%
	Cast Votes:	113	94.17%	113	93.39%	226	93.78%
	Over Votes:	0	0.00%	0	0.00%	0	0.00%
	Under Votes:	7	5.83%	8	6.61%	15	6.22%
STATE OF TEXAS PROPOSITION 5, Vote For 1							
	FOR	56	50.00%	61	53.51%	117	51.77%
	AGAINST	56	50.00%	53	46.49%	109	48.23%
	Cast Votes:	112	93.33%	114	94.21%	226	93.78%
	Over Votes:	0	0.00%	0	0.00%	0	0.00%
	Under Votes:	8	6.67%	7	5.79%	15	6.22%
STATE OF TEXAS PROPOSITION 6, Vote For 1							
	FOR	93	81.58%	88	76.52%	181	79.04%
	AGAINST	21	18.42%	27	23.48%	48	20.96%
	Cast Votes:	114	95.00%	115	95.04%	229	95.02%
	Over Votes:	0	0.00%	0	0.00%	0	0.00%
	Under Votes:	6	5.00%	6	4.96%	12	4.98%

Constitutional Amendment Election - PCT Report — Official
FORT BEND COUNTY, TEXAS — SPECIAL AND GENERAL ELECTION_ — November 07, 2017

Page 28 of 304

11/13/2017 05:26 PM

Total Number of Voters : 27,789 of 411,305 = 6.76%

Precincts Reporting 152 of 152 = 100.00%

Party	Candidate	Early		Election		Total	
Precinct 1037 (Ballots Cast: 241)							
STATE OF TEXAS PROPOSITION 7, Vote For 1							
	FOR	65	56.52%	69	61.06%	134	58.77%
	AGAINST	50	43.48%	44	38.94%	94	41.23%
	Cast Votes:	115	95.83%	113	93.39%	228	94.61%
	Over Votes:	0	0.00%	0	0.00%	0	0.00%
	Under Votes:	5	4.17%	8	6.61%	13	5.39%

Constitutional Amendment Election - PCT Report — Official

FORT BEND COUNTY, TEXAS — SPECIAL AND GENERAL ELECTION_ — November 07, 2017

Page 29 of 304

11/13/2017 05:26 PM

Total Number of Voters : 27,789 of 411,305 = 6.76%

Precincts Reporting 152 of 152 = 100.00%

Party	Candidate	Early		Election		Total	
Precinct 1040 (Ballots Cast: 54)							
STATE OF TEXAS PROPOSITION 1, Vote For 1							
	FOR	16	94.12%	31	88.57%	47	90.38%
	AGAINST	1	5.88%	4	11.43%	5	9.62%
	Cast Votes:	17	94.44%	35	97.22%	52	96.30%
	Over Votes:	0	0.00%	0	0.00%	0	0.00%
	Under Votes:	1	5.56%	1	2.78%	2	3.70%
STATE OF TEXAS PROPOSITION 2, Vote For 1							
	FOR	13	76.47%	27	79.41%	40	78.43%
	AGAINST	4	23.53%	7	20.59%	11	21.57%
	Cast Votes:	17	94.44%	34	94.44%	51	94.44%
	Over Votes:	0	0.00%	0	0.00%	0	0.00%
	Under Votes:	1	5.56%	2	5.56%	3	5.56%
STATE OF TEXAS PROPOSITION 3, Vote For 1							
	FOR	14	87.50%	27	79.41%	41	82.00%
	AGAINST	2	12.50%	7	20.59%	9	18.00%
	Cast Votes:	16	88.89%	34	94.44%	50	92.59%
	Over Votes:	0	0.00%	0	0.00%	0	0.00%
	Under Votes:	2	11.11%	2	5.56%	4	7.41%
STATE OF TEXAS PROPOSITION 4, Vote For 1							
	FOR	12	75.00%	25	75.76%	37	75.51%
	AGAINST	4	25.00%	8	24.24%	12	24.49%
	Cast Votes:	16	88.89%	33	91.67%	49	90.74%
	Over Votes:	0	0.00%	0	0.00%	0	0.00%
	Under Votes:	2	11.11%	3	8.33%	5	9.26%
STATE OF TEXAS PROPOSITION 5, Vote For 1							
	FOR	11	68.75%	20	58.82%	31	62.00%
	AGAINST	5	31.25%	14	41.18%	19	38.00%
	Cast Votes:	16	88.89%	34	94.44%	50	92.59%
	Over Votes:	0	0.00%	0	0.00%	0	0.00%
	Under Votes:	2	11.11%	2	5.56%	4	7.41%
STATE OF TEXAS PROPOSITION 6, Vote For 1							
	FOR	14	87.50%	29	85.29%	43	86.00%
	AGAINST	2	12.50%	5	14.71%	7	14.00%
	Cast Votes:	16	88.89%	34	94.44%	50	92.59%
	Over Votes:	0	0.00%	0	0.00%	0	0.00%
	Under Votes:	2	11.11%	2	5.56%	4	7.41%

Constitutional Amendment Election - PCT Report — Official
FORT BEND COUNTY, TEXAS — SPECIAL AND GENERAL ELECTION_ — November 07, 2017

Page 30 of 304

11/13/2017 05:26 PM

Total Number of Voters : 27,789 of 411,305 = 6.76%

Precincts Reporting 152 of 152 = 100.00%

Party	Candidate	Early		Election		Total	
Precinct 1040 (Ballots Cast: 54)							
STATE OF TEXAS PROPOSITION 7, Vote For 1							
	FOR	10	58.82%	22	64.71%	32	62.75%
	AGAINST	7	41.18%	12	35.29%	19	37.25%
	Cast Votes:	17	94.44%	34	94.44%	51	94.44%
	Over Votes:	0	0.00%	0	0.00%	0	0.00%
	Under Votes:	1	5.56%	2	5.56%	3	5.56%

Constitutional Amendment Election - PCT Report — Official

FORT BEND COUNTY, TEXAS — SPECIAL AND GENERAL ELECTION_ — November 07, 2017

Page 31 of 304

11/13/2017 05:26 PM

Total Number of Voters : 27,789 of 411,305 = 6.76%

Precincts Reporting 152 of 152 = 100.00%

Party	Candidate	Early		Election		Total	
Precinct 1048 (Ballots Cast: 79)							
STATE OF TEXAS PROPOSITION 1, Vote For 1							
	FOR	38	84.44%	27	87.10%	65	85.53%
	AGAINST	7	15.56%	4	12.90%	11	14.47%
	Cast Votes:	45	95.74%	31	96.88%	76	96.20%
	Over Votes:	0	0.00%	0	0.00%	0	0.00%
	Under Votes:	2	4.26%	1	3.13%	3	3.80%
STATE OF TEXAS PROPOSITION 2, Vote For 1							
	FOR	32	72.73%	20	66.67%	52	70.27%
	AGAINST	12	27.27%	10	33.33%	22	29.73%
	Cast Votes:	44	93.62%	30	93.75%	74	93.67%
	Over Votes:	0	0.00%	0	0.00%	0	0.00%
	Under Votes:	3	6.38%	2	6.25%	5	6.33%
STATE OF TEXAS PROPOSITION 3, Vote For 1							
	FOR	34	77.27%	26	86.67%	60	81.08%
	AGAINST	10	22.73%	4	13.33%	14	18.92%
	Cast Votes:	44	93.62%	30	93.75%	74	93.67%
	Over Votes:	0	0.00%	0	0.00%	0	0.00%
	Under Votes:	3	6.38%	2	6.25%	5	6.33%
STATE OF TEXAS PROPOSITION 4, Vote For 1							
	FOR	35	81.40%	16	55.17%	51	70.83%
	AGAINST	8	18.60%	13	44.83%	21	29.17%
	Cast Votes:	43	91.49%	29	90.63%	72	91.14%
	Over Votes:	0	0.00%	0	0.00%	0	0.00%
	Under Votes:	4	8.51%	3	9.38%	7	8.86%
STATE OF TEXAS PROPOSITION 5, Vote For 1							
	FOR	27	61.36%	23	82.14%	50	69.44%
	AGAINST	17	38.64%	5	17.86%	22	30.56%
	Cast Votes:	44	93.62%	28	87.50%	72	91.14%
	Over Votes:	0	0.00%	0	0.00%	0	0.00%
	Under Votes:	3	6.38%	4	12.50%	7	8.86%
STATE OF TEXAS PROPOSITION 6, Vote For 1							
	FOR	32	71.11%	27	87.10%	59	77.63%
	AGAINST	13	28.89%	4	12.90%	17	22.37%
	Cast Votes:	45	95.74%	31	96.88%	76	96.20%
	Over Votes:	0	0.00%	0	0.00%	0	0.00%
	Under Votes:	2	4.26%	1	3.13%	3	3.80%

Constitutional Amendment Election - PCT Report — Official
FORT BEND COUNTY, TEXAS — SPECIAL AND GENERAL ELECTION_ — November 07, 2017

Page 32 of 304

11/13/2017 05:26 PM

Total Number of Voters : 27,789 of 411,305 = 6.76%

Precincts Reporting 152 of 152 = 100.00%

Party	Candidate	Early		Election		Total	
Precinct 1048 (Ballots Cast: 79)							
STATE OF TEXAS PROPOSITION 7, Vote For 1							
	FOR	32	72.73%	18	62.07%	50	68.49%
	AGAINST	12	27.27%	11	37.93%	23	31.51%
	Cast Votes:	44	93.62%	29	90.63%	73	92.41%
	Over Votes:	0	0.00%	0	0.00%	0	0.00%
	Under Votes:	3	6.38%	3	9.38%	6	7.59%

Constitutional Amendment Election - PCT Report — Official

FORT BEND COUNTY, TEXAS — SPECIAL AND GENERAL ELECTION_ — November 07, 2017

Page 33 of 304

11/13/2017 05:26 PM

Total Number of Voters : 27,789 of 411,305 = 6.76%

Precincts Reporting 152 of 152 = 100.00%

Party	Candidate	Early		Election		Total	
Precinct 1054 (Ballots Cast: 24)							
STATE OF TEXAS PROPOSITION 1, Vote For 1							
	FOR	9	100.00%	9	75.00%	18	85.71%
	AGAINST	0	0.00%	3	25.00%	3	14.29%
	Cast Votes:	9	81.82%	12	92.31%	21	87.50%
	Over Votes:	0	0.00%	0	0.00%	0	0.00%
	Under Votes:	2	18.18%	1	7.69%	3	12.50%
STATE OF TEXAS PROPOSITION 2, Vote For 1							
	FOR	7	87.50%	8	66.67%	15	75.00%
	AGAINST	1	12.50%	4	33.33%	5	25.00%
	Cast Votes:	8	72.73%	12	92.31%	20	83.33%
	Over Votes:	0	0.00%	0	0.00%	0	0.00%
	Under Votes:	3	27.27%	1	7.69%	4	16.67%
STATE OF TEXAS PROPOSITION 3, Vote For 1							
	FOR	9	100.00%	10	83.33%	19	90.48%
	AGAINST	0	0.00%	2	16.67%	2	9.52%
	Cast Votes:	9	81.82%	12	92.31%	21	87.50%
	Over Votes:	0	0.00%	0	0.00%	0	0.00%
	Under Votes:	2	18.18%	1	7.69%	3	12.50%
STATE OF TEXAS PROPOSITION 4, Vote For 1							
	FOR	9	90.00%	10	83.33%	19	86.36%
	AGAINST	1	10.00%	2	16.67%	3	13.64%
	Cast Votes:	10	90.91%	12	92.31%	22	91.67%
	Over Votes:	0	0.00%	0	0.00%	0	0.00%
	Under Votes:	1	9.09%	1	7.69%	2	8.33%
STATE OF TEXAS PROPOSITION 5, Vote For 1							
	FOR	5	55.56%	6	50.00%	11	52.38%
	AGAINST	4	44.44%	6	50.00%	10	47.62%
	Cast Votes:	9	81.82%	12	92.31%	21	87.50%
	Over Votes:	0	0.00%	0	0.00%	0	0.00%
	Under Votes:	2	18.18%	1	7.69%	3	12.50%
STATE OF TEXAS PROPOSITION 6, Vote For 1							
	FOR	10	100.00%	10	83.33%	20	90.91%
	AGAINST	0	0.00%	2	16.67%	2	9.09%
	Cast Votes:	10	90.91%	12	92.31%	22	91.67%
	Over Votes:	0	0.00%	0	0.00%	0	0.00%
	Under Votes:	1	9.09%	1	7.69%	2	8.33%

Constitutional Amendment Election - PCT Report — Official
FORT BEND COUNTY, TEXAS — SPECIAL AND GENERAL ELECTION_ — November 07, 2017

Page 34 of 304

11/13/2017 05:26 PM

Total Number of Voters : 27,789 of 411,305 = 6.76%

Precincts Reporting 152 of 152 = 100.00%

Party	Candidate	Early		Election		Total	
Precinct 1054 (Ballots Cast: 24)							
STATE OF TEXAS PROPOSITION 7, Vote For 1							
	FOR	5	62.50%	5	41.67%	10	50.00%
	AGAINST	3	37.50%	7	58.33%	10	50.00%
	Cast Votes:	8	72.73%	12	92.31%	20	83.33%
	Over Votes:	0	0.00%	0	0.00%	0	0.00%
	Under Votes:	3	27.27%	1	7.69%	4	16.67%

Constitutional Amendment Election - PCT Report — Official

FORT BEND COUNTY, TEXAS — SPECIAL AND GENERAL ELECTION_ — November 07, 2017

Page 35 of 304

11/13/2017 05:26 PM

Total Number of Voters : 27,789 of 411,305 = 6.76%

Precincts Reporting 152 of 152 = 100.00%

Party	Candidate	Early		Election		Total	
Precinct 1058 (Ballots Cast: 26)							
STATE OF TEXAS PROPOSITION 1, Vote For 1							
	FOR	12	85.71%	10	90.91%	22	88.00%
	AGAINST	2	14.29%	1	9.09%	3	12.00%
	Cast Votes:	14	100.00%	11	91.67%	25	96.15%
	Over Votes:	0	0.00%	0	0.00%	0	0.00%
	Under Votes:	0	0.00%	1	8.33%	1	3.85%
STATE OF TEXAS PROPOSITION 2, Vote For 1							
	FOR	13	92.86%	11	100.00%	24	96.00%
	AGAINST	1	7.14%	0	0.00%	1	4.00%
	Cast Votes:	14	100.00%	11	91.67%	25	96.15%
	Over Votes:	0	0.00%	0	0.00%	0	0.00%
	Under Votes:	0	0.00%	1	8.33%	1	3.85%
STATE OF TEXAS PROPOSITION 3, Vote For 1							
	FOR	12	85.71%	11	91.67%	23	88.46%
	AGAINST	2	14.29%	1	8.33%	3	11.54%
	Cast Votes:	14	100.00%	12	100.00%	26	100.00%
	Over Votes:	0	0.00%	0	0.00%	0	0.00%
	Under Votes:	0	0.00%	0	0.00%	0	0.00%
STATE OF TEXAS PROPOSITION 4, Vote For 1							
	FOR	10	71.43%	9	81.82%	19	76.00%
	AGAINST	4	28.57%	2	18.18%	6	24.00%
	Cast Votes:	14	100.00%	11	91.67%	25	96.15%
	Over Votes:	0	0.00%	0	0.00%	0	0.00%
	Under Votes:	0	0.00%	1	8.33%	1	3.85%
STATE OF TEXAS PROPOSITION 5, Vote For 1							
	FOR	9	64.29%	8	72.73%	17	68.00%
	AGAINST	5	35.71%	3	27.27%	8	32.00%
	Cast Votes:	14	100.00%	11	91.67%	25	96.15%
	Over Votes:	0	0.00%	0	0.00%	0	0.00%
	Under Votes:	0	0.00%	1	8.33%	1	3.85%
STATE OF TEXAS PROPOSITION 6, Vote For 1							
	FOR	13	92.86%	10	90.91%	23	92.00%
	AGAINST	1	7.14%	1	9.09%	2	8.00%
	Cast Votes:	14	100.00%	11	91.67%	25	96.15%
	Over Votes:	0	0.00%	0	0.00%	0	0.00%
	Under Votes:	0	0.00%	1	8.33%	1	3.85%

Constitutional Amendment Election - PCT Report — Official
FORT BEND COUNTY, TEXAS — SPECIAL AND GENERAL ELECTION_ — November 07, 2017

Page 36 of 304

11/13/2017 05:26 PM

Total Number of Voters : 27,789 of 411,305 = 6.76%

Precincts Reporting 152 of 152 = 100.00%

Party	Candidate	Early		Election		Total	
Precinct 1058 (Ballots Cast: 26)							
STATE OF TEXAS PROPOSITION 7, Vote For 1							
	FOR	11	78.57%	10	83.33%	21	80.77%
	AGAINST	3	21.43%	2	16.67%	5	19.23%
	Cast Votes:	14	100.00%	12	100.00%	26	100.00%
	Over Votes:	0	0.00%	0	0.00%	0	0.00%
	Under Votes:	0	0.00%	0	0.00%	0	0.00%

Constitutional Amendment Election - PCT Report — Official

FORT BEND COUNTY, TEXAS — SPECIAL AND GENERAL ELECTION_ — November 07, 2017

Page 37 of 304

11/13/2017 05:26 PM

Total Number of Voters : 27,789 of 411,305 = 6.76%

Precincts Reporting 152 of 152 = 100.00%

Party	Candidate	Early		Election		Total	
Precinct 1067 (Ballots Cast: 162)							
STATE OF TEXAS PROPOSITION 1, Vote For 1							
	FOR	63	85.14%	77	91.67%	140	88.61%
	AGAINST	11	14.86%	7	8.33%	18	11.39%
	Cast Votes:	74	96.10%	84	98.82%	158	97.53%
	Over Votes:	0	0.00%	0	0.00%	0	0.00%
	Under Votes:	3	3.90%	1	1.18%	4	2.47%
STATE OF TEXAS PROPOSITION 2, Vote For 1							
	FOR	58	78.38%	65	78.31%	123	78.34%
	AGAINST	16	21.62%	18	21.69%	34	21.66%
	Cast Votes:	74	96.10%	83	97.65%	157	96.91%
	Over Votes:	0	0.00%	0	0.00%	0	0.00%
	Under Votes:	3	3.90%	2	2.35%	5	3.09%
STATE OF TEXAS PROPOSITION 3, Vote For 1							
	FOR	70	93.33%	73	89.02%	143	91.08%
	AGAINST	5	6.67%	9	10.98%	14	8.92%
	Cast Votes:	75	97.40%	82	96.47%	157	96.91%
	Over Votes:	0	0.00%	0	0.00%	0	0.00%
	Under Votes:	2	2.60%	3	3.53%	5	3.09%
STATE OF TEXAS PROPOSITION 4, Vote For 1							
	FOR	51	71.83%	62	74.70%	113	73.38%
	AGAINST	20	28.17%	21	25.30%	41	26.62%
	Cast Votes:	71	92.21%	83	97.65%	154	95.06%
	Over Votes:	0	0.00%	0	0.00%	0	0.00%
	Under Votes:	6	7.79%	2	2.35%	8	4.94%
STATE OF TEXAS PROPOSITION 5, Vote For 1							
	FOR	44	61.97%	50	60.24%	94	61.04%
	AGAINST	27	38.03%	33	39.76%	60	38.96%
	Cast Votes:	71	92.21%	83	97.65%	154	95.06%
	Over Votes:	0	0.00%	0	0.00%	0	0.00%
	Under Votes:	6	7.79%	2	2.35%	8	4.94%
STATE OF TEXAS PROPOSITION 6, Vote For 1							
	FOR	68	90.67%	74	89.16%	142	89.87%
	AGAINST	7	9.33%	9	10.84%	16	10.13%
	Cast Votes:	75	97.40%	83	97.65%	158	97.53%
	Over Votes:	0	0.00%	0	0.00%	0	0.00%
	Under Votes:	2	2.60%	2	2.35%	4	2.47%

Constitutional Amendment Election - PCT Report — Official
FORT BEND COUNTY, TEXAS — SPECIAL AND GENERAL ELECTION_ — November 07, 2017

Page 38 of 304

11/13/2017 05:26 PM

Total Number of Voters : 27,789 of 411,305 = 6.76%

Precincts Reporting 152 of 152 = 100.00%

Party	Candidate	Early		Election		Total	
Precinct 1067 (Ballots Cast: 162)							
STATE OF TEXAS PROPOSITION 7, Vote For 1							
	FOR	39	53.42%	60	72.29%	99	63.46%
	AGAINST	34	46.58%	23	27.71%	57	36.54%
	Cast Votes:	73	94.81%	83	97.65%	156	96.30%
	Over Votes:	0	0.00%	0	0.00%	0	0.00%
	Under Votes:	4	5.19%	2	2.35%	6	3.70%

Constitutional Amendment Election - PCT Report — Official

FORT BEND COUNTY, TEXAS — SPECIAL AND GENERAL ELECTION_ — November 07, 2017

Page 39 of 304

11/13/2017 05:26 PM

Total Number of Voters : 27,789 of 411,305 = 6.76%

Precincts Reporting 152 of 152 = 100.00%

Party	Candidate	Early		Election		Total	
Precinct 1068 (Ballots Cast: 8)							
STATE OF TEXAS PROPOSITION 1, Vote For 1							
	FOR	0	0.00%	6	75.00%	6	75.00%
	AGAINST	0	0.00%	2	25.00%	2	25.00%
	Cast Votes:	0	0.00%	8	100.00%	8	100.00%
	Over Votes:	0	0.00%	0	0.00%	0	0.00%
	Under Votes:	0	0.00%	0	0.00%	0	0.00%
STATE OF TEXAS PROPOSITION 2, Vote For 1							
	FOR	0	0.00%	4	50.00%	4	50.00%
	AGAINST	0	0.00%	4	50.00%	4	50.00%
	Cast Votes:	0	0.00%	8	100.00%	8	100.00%
	Over Votes:	0	0.00%	0	0.00%	0	0.00%
	Under Votes:	0	0.00%	0	0.00%	0	0.00%
STATE OF TEXAS PROPOSITION 3, Vote For 1							
	FOR	0	0.00%	8	100.00%	8	100.00%
	AGAINST	0	0.00%	0	0.00%	0	0.00%
	Cast Votes:	0	0.00%	8	100.00%	8	100.00%
	Over Votes:	0	0.00%	0	0.00%	0	0.00%
	Under Votes:	0	0.00%	0	0.00%	0	0.00%
STATE OF TEXAS PROPOSITION 4, Vote For 1							
	FOR	0	0.00%	8	100.00%	8	100.00%
	AGAINST	0	0.00%	0	0.00%	0	0.00%
	Cast Votes:	0	0.00%	8	100.00%	8	100.00%
	Over Votes:	0	0.00%	0	0.00%	0	0.00%
	Under Votes:	0	0.00%	0	0.00%	0	0.00%
STATE OF TEXAS PROPOSITION 5, Vote For 1							
	FOR	0	0.00%	3	37.50%	3	37.50%
	AGAINST	0	0.00%	5	62.50%	5	62.50%
	Cast Votes:	0	0.00%	8	100.00%	8	100.00%
	Over Votes:	0	0.00%	0	0.00%	0	0.00%
	Under Votes:	0	0.00%	0	0.00%	0	0.00%
STATE OF TEXAS PROPOSITION 6, Vote For 1							
	FOR	0	0.00%	7	87.50%	7	87.50%
	AGAINST	0	0.00%	1	12.50%	1	12.50%
	Cast Votes:	0	0.00%	8	100.00%	8	100.00%
	Over Votes:	0	0.00%	0	0.00%	0	0.00%
	Under Votes:	0	0.00%	0	0.00%	0	0.00%

Constitutional Amendment Election - PCT Report — Official
FORT BEND COUNTY, TEXAS — SPECIAL AND GENERAL ELECTION_ — November 07, 2017

Page 40 of 304

11/13/2017 05:26 PM

Total Number of Voters : 27,789 of 411,305 = 6.76%

Precincts Reporting 152 of 152 = 100.00%

Party	Candidate	Early		Election		Total	
Precinct 1068 (Ballots Cast: 8)							
STATE OF TEXAS PROPOSITION 7, Vote For 1							
	FOR	0	0.00%	4	50.00%	4	50.00%
	AGAINST	0	0.00%	4	50.00%	4	50.00%
	Cast Votes:	0	0.00%	8	100.00%	8	100.00%
	Over Votes:	0	0.00%	0	0.00%	0	0.00%
	Under Votes:	0	0.00%	0	0.00%	0	0.00%

Constitutional Amendment Election - PCT Report — Official

FORT BEND COUNTY, TEXAS — SPECIAL AND GENERAL ELECTION_ — November 07, 2017

Page 41 of 304

11/13/2017 05:26 PM

Total Number of Voters : 27,789 of 411,305 = 6.76%

Precincts Reporting 152 of 152 = 100.00%

Party	Candidate	Early		Election		Total	
Precinct 1072 (Ballots Cast: 7)							
STATE OF TEXAS PROPOSITION 1, Vote For 1							
	FOR	1	50.00%	5	100.00%	6	85.71%
	AGAINST	1	50.00%	0	0.00%	1	14.29%
	Cast Votes:	2	100.00%	5	100.00%	7	100.00%
	Over Votes:	0	0.00%	0	0.00%	0	0.00%
	Under Votes:	0	0.00%	0	0.00%	0	0.00%
STATE OF TEXAS PROPOSITION 2, Vote For 1							
	FOR	1	50.00%	3	60.00%	4	57.14%
	AGAINST	1	50.00%	2	40.00%	3	42.86%
	Cast Votes:	2	100.00%	5	100.00%	7	100.00%
	Over Votes:	0	0.00%	0	0.00%	0	0.00%
	Under Votes:	0	0.00%	0	0.00%	0	0.00%
STATE OF TEXAS PROPOSITION 3, Vote For 1							
	FOR	1	50.00%	4	80.00%	5	71.43%
	AGAINST	1	50.00%	1	20.00%	2	28.57%
	Cast Votes:	2	100.00%	5	100.00%	7	100.00%
	Over Votes:	0	0.00%	0	0.00%	0	0.00%
	Under Votes:	0	0.00%	0	0.00%	0	0.00%
STATE OF TEXAS PROPOSITION 4, Vote For 1							
	FOR	1	50.00%	2	40.00%	3	42.86%
	AGAINST	1	50.00%	3	60.00%	4	57.14%
	Cast Votes:	2	100.00%	5	100.00%	7	100.00%
	Over Votes:	0	0.00%	0	0.00%	0	0.00%
	Under Votes:	0	0.00%	0	0.00%	0	0.00%
STATE OF TEXAS PROPOSITION 5, Vote For 1							
	FOR	1	50.00%	3	60.00%	4	57.14%
	AGAINST	1	50.00%	2	40.00%	3	42.86%
	Cast Votes:	2	100.00%	5	100.00%	7	100.00%
	Over Votes:	0	0.00%	0	0.00%	0	0.00%
	Under Votes:	0	0.00%	0	0.00%	0	0.00%
STATE OF TEXAS PROPOSITION 6, Vote For 1							
	FOR	2	100.00%	5	100.00%	7	100.00%
	AGAINST	0	0.00%	0	0.00%	0	0.00%
	Cast Votes:	2	100.00%	5	100.00%	7	100.00%
	Over Votes:	0	0.00%	0	0.00%	0	0.00%
	Under Votes:	0	0.00%	0	0.00%	0	0.00%

Constitutional Amendment Election - PCT Report — Official
FORT BEND COUNTY, TEXAS — SPECIAL AND GENERAL ELECTION_ — November 07, 2017

Page 42 of 304

11/13/2017 05:26 PM

Total Number of Voters : 27,789 of 411,305 = 6.76%

Precincts Reporting 152 of 152 = 100.00%

Party	Candidate	Early		Election		Total	
Precinct 1072 (Ballots Cast: 7)							
STATE OF TEXAS PROPOSITION 7, Vote For 1							
	FOR	2	100.00%	2	40.00%	4	57.14%
	AGAINST	0	0.00%	3	60.00%	3	42.86%
	Cast Votes:	2	100.00%	5	100.00%	7	100.00%
	Over Votes:	0	0.00%	0	0.00%	0	0.00%
	Under Votes:	0	0.00%	0	0.00%	0	0.00%

Constitutional Amendment Election - PCT Report — Official

FORT BEND COUNTY, TEXAS — SPECIAL AND GENERAL ELECTION_ — November 07, 2017

Page 43 of 304

11/13/2017 05:26 PM

Total Number of Voters : 27,789 of 411,305 = 6.76%

Precincts Reporting 152 of 152 = 100.00%

Party	Candidate	Early		Election		Total	
Precinct 1073 (Ballots Cast: 160)							
STATE OF TEXAS PROPOSITION 1, Vote For 1							
	FOR	71	84.52%	69	95.83%	140	89.74%
	AGAINST	13	15.48%	3	4.17%	16	10.26%
	Cast Votes:	84	97.67%	72	97.30%	156	97.50%
	Over Votes:	0	0.00%	0	0.00%	0	0.00%
	Under Votes:	2	2.33%	2	2.70%	4	2.50%
STATE OF TEXAS PROPOSITION 2, Vote For 1							
	FOR	51	60.71%	48	68.57%	99	64.29%
	AGAINST	33	39.29%	22	31.43%	55	35.71%
	Cast Votes:	84	97.67%	70	94.59%	154	96.25%
	Over Votes:	0	0.00%	0	0.00%	0	0.00%
	Under Votes:	2	2.33%	4	5.41%	6	3.75%
STATE OF TEXAS PROPOSITION 3, Vote For 1							
	FOR	68	81.93%	61	88.41%	129	84.87%
	AGAINST	15	18.07%	8	11.59%	23	15.13%
	Cast Votes:	83	96.51%	69	93.24%	152	95.00%
	Over Votes:	0	0.00%	0	0.00%	0	0.00%
	Under Votes:	3	3.49%	5	6.76%	8	5.00%
STATE OF TEXAS PROPOSITION 4, Vote For 1							
	FOR	61	74.39%	61	87.14%	122	80.26%
	AGAINST	21	25.61%	9	12.86%	30	19.74%
	Cast Votes:	82	95.35%	70	94.59%	152	95.00%
	Over Votes:	0	0.00%	0	0.00%	0	0.00%
	Under Votes:	4	4.65%	4	5.41%	8	5.00%
STATE OF TEXAS PROPOSITION 5, Vote For 1							
	FOR	51	62.96%	37	54.41%	88	59.06%
	AGAINST	30	37.04%	31	45.59%	61	40.94%
	Cast Votes:	81	94.19%	68	91.89%	149	93.13%
	Over Votes:	0	0.00%	0	0.00%	0	0.00%
	Under Votes:	5	5.81%	6	8.11%	11	6.88%
STATE OF TEXAS PROPOSITION 6, Vote For 1							
	FOR	65	78.31%	66	94.29%	131	85.62%
	AGAINST	18	21.69%	4	5.71%	22	14.38%
	Cast Votes:	83	96.51%	70	94.59%	153	95.63%
	Over Votes:	0	0.00%	0	0.00%	0	0.00%
	Under Votes:	3	3.49%	4	5.41%	7	4.38%

Constitutional Amendment Election - PCT Report — Official
FORT BEND COUNTY, TEXAS — SPECIAL AND GENERAL ELECTION_ — November 07, 2017

Page 44 of 304

11/13/2017 05:26 PM

Total Number of Voters : 27,789 of 411,305 = 6.76%

Precincts Reporting 152 of 152 = 100.00%

Party	Candidate	Early		Election		Total	
Precinct 1073 (Ballots Cast: 160)							
STATE OF TEXAS PROPOSITION 7, Vote For 1							
	FOR	42	50.60%	39	55.71%	81	52.94%
	AGAINST	41	49.40%	31	44.29%	72	47.06%
	Cast Votes:	83	96.51%	70	94.59%	153	95.63%
	Over Votes:	0	0.00%	0	0.00%	0	0.00%
	Under Votes:	3	3.49%	4	5.41%	7	4.38%

Constitutional Amendment Election - PCT Report — Official

FORT BEND COUNTY, TEXAS — SPECIAL AND GENERAL ELECTION_ — November 07, 2017

Page 45 of 304

11/13/2017 05:26 PM

Total Number of Voters : 27,789 of 411,305 = 6.76%

Precincts Reporting 152 of 152 = 100.00%

Party	Candidate	Early		Election		Total	
Precinct 1074 (Ballots Cast: 206)							
STATE OF TEXAS PROPOSITION 1, Vote For 1							
	FOR	77	81.91%	94	88.68%	171	85.50%
	AGAINST	17	18.09%	12	11.32%	29	14.50%
	Cast Votes:	94	95.92%	106	98.15%	200	97.09%
	Over Votes:	0	0.00%	0	0.00%	0	0.00%
	Under Votes:	4	4.08%	2	1.85%	6	2.91%
STATE OF TEXAS PROPOSITION 2, Vote For 1							
	FOR	69	76.67%	75	70.75%	144	73.47%
	AGAINST	21	23.33%	31	29.25%	52	26.53%
	Cast Votes:	90	91.84%	106	98.15%	196	95.15%
	Over Votes:	0	0.00%	0	0.00%	0	0.00%
	Under Votes:	8	8.16%	2	1.85%	10	4.85%
STATE OF TEXAS PROPOSITION 3, Vote For 1							
	FOR	77	83.70%	91	85.05%	168	84.42%
	AGAINST	15	16.30%	16	14.95%	31	15.58%
	Cast Votes:	92	93.88%	107	99.07%	199	96.60%
	Over Votes:	0	0.00%	0	0.00%	0	0.00%
	Under Votes:	6	6.12%	1	0.93%	7	3.40%
STATE OF TEXAS PROPOSITION 4, Vote For 1							
	FOR	59	68.60%	74	71.84%	133	70.37%
	AGAINST	27	31.40%	29	28.16%	56	29.63%
	Cast Votes:	86	87.76%	103	95.37%	189	91.75%
	Over Votes:	0	0.00%	0	0.00%	0	0.00%
	Under Votes:	12	12.24%	5	4.63%	17	8.25%
STATE OF TEXAS PROPOSITION 5, Vote For 1							
	FOR	57	64.77%	72	70.59%	129	67.89%
	AGAINST	31	35.23%	30	29.41%	61	32.11%
	Cast Votes:	88	89.80%	102	94.44%	190	92.23%
	Over Votes:	0	0.00%	0	0.00%	0	0.00%
	Under Votes:	10	10.20%	6	5.56%	16	7.77%
STATE OF TEXAS PROPOSITION 6, Vote For 1							
	FOR	77	83.70%	99	94.29%	176	89.34%
	AGAINST	15	16.30%	6	5.71%	21	10.66%
	Cast Votes:	92	93.88%	105	97.22%	197	95.63%
	Over Votes:	0	0.00%	0	0.00%	0	0.00%
	Under Votes:	6	6.12%	3	2.78%	9	4.37%

Constitutional Amendment Election - PCT Report — Official
FORT BEND COUNTY, TEXAS — SPECIAL AND GENERAL ELECTION_ — November 07, 2017

Page 46 of 304

11/13/2017 05:26 PM

Total Number of Voters : 27,789 of 411,305 = 6.76%

Precincts Reporting 152 of 152 = 100.00%

Party	Candidate	Early		Election		Total	
Precinct 1074 (Ballots Cast: 206)							
STATE OF TEXAS PROPOSITION 7, Vote For 1							
	FOR	58	65.91%	68	65.38%	126	65.63%
	AGAINST	30	34.09%	36	34.62%	66	34.38%
	Cast Votes:	88	89.80%	104	96.30%	192	93.20%
	Over Votes:	0	0.00%	0	0.00%	0	0.00%
	Under Votes:	10	10.20%	4	3.70%	14	6.80%

Constitutional Amendment Election - PCT Report — Official

FORT BEND COUNTY, TEXAS — SPECIAL AND GENERAL ELECTION_ — November 07, 2017

Page 47 of 304

11/13/2017 05:26 PM

Total Number of Voters : 27,789 of 411,305 = 6.76%

Precincts Reporting 152 of 152 = 100.00%

Party	Candidate	Early		Election		Total	
Precinct 1076 (Ballots Cast: 315)							
STATE OF TEXAS PROPOSITION 1, Vote For 1							
	FOR	83	90.22%	191	88.02%	274	88.67%
	AGAINST	9	9.78%	26	11.98%	35	11.33%
	Cast Votes:	92	95.83%	217	99.09%	309	98.10%
	Over Votes:	0	0.00%	0	0.00%	0	0.00%
	Under Votes:	4	4.17%	2	0.91%	6	1.90%
STATE OF TEXAS PROPOSITION 2, Vote For 1							
	FOR	69	75.82%	159	73.61%	228	74.27%
	AGAINST	22	24.18%	57	26.39%	79	25.73%
	Cast Votes:	91	94.79%	216	98.63%	307	97.46%
	Over Votes:	0	0.00%	0	0.00%	0	0.00%
	Under Votes:	5	5.21%	3	1.37%	8	2.54%
STATE OF TEXAS PROPOSITION 3, Vote For 1							
	FOR	78	84.78%	180	84.51%	258	84.59%
	AGAINST	14	15.22%	33	15.49%	47	15.41%
	Cast Votes:	92	95.83%	213	97.26%	305	96.83%
	Over Votes:	0	0.00%	0	0.00%	0	0.00%
	Under Votes:	4	4.17%	6	2.74%	10	3.17%
STATE OF TEXAS PROPOSITION 4, Vote For 1							
	FOR	67	74.44%	143	68.10%	210	70.00%
	AGAINST	23	25.56%	67	31.90%	90	30.00%
	Cast Votes:	90	93.75%	210	95.89%	300	95.24%
	Over Votes:	0	0.00%	0	0.00%	0	0.00%
	Under Votes:	6	6.25%	9	4.11%	15	4.76%
STATE OF TEXAS PROPOSITION 5, Vote For 1							
	FOR	58	63.74%	131	63.29%	189	63.42%
	AGAINST	33	36.26%	76	36.71%	109	36.58%
	Cast Votes:	91	94.79%	207	94.52%	298	94.60%
	Over Votes:	0	0.00%	0	0.00%	0	0.00%
	Under Votes:	5	5.21%	12	5.48%	17	5.40%
STATE OF TEXAS PROPOSITION 6, Vote For 1							
	FOR	80	86.96%	188	86.64%	268	86.73%
	AGAINST	12	13.04%	29	13.36%	41	13.27%
	Cast Votes:	92	95.83%	217	99.09%	309	98.10%
	Over Votes:	0	0.00%	0	0.00%	0	0.00%
	Under Votes:	4	4.17%	2	0.91%	6	1.90%

Constitutional Amendment Election - PCT Report — Official
FORT BEND COUNTY, TEXAS — SPECIAL AND GENERAL ELECTION_ — November 07, 2017

Page 48 of 304

11/13/2017 05:26 PM

Total Number of Voters : 27,789 of 411,305 = 6.76%

Precincts Reporting 152 of 152 = 100.00%

Party	Candidate	Early		Election		Total	
Precinct 1076 (Ballots Cast: 315)							
STATE OF TEXAS PROPOSITION 7, Vote For 1							
	FOR	57	61.96%	143	67.45%	200	65.79%
	AGAINST	35	38.04%	69	32.55%	104	34.21%
	Cast Votes:	92	95.83%	212	96.80%	304	96.51%
	Over Votes:	0	0.00%	0	0.00%	0	0.00%
	Under Votes:	4	4.17%	7	3.20%	11	3.49%

Constitutional Amendment Election - PCT Report — Official

FORT BEND COUNTY, TEXAS — SPECIAL AND GENERAL ELECTION_ — November 07, 2017

Page 49 of 304

11/13/2017 05:26 PM

Total Number of Voters : 27,789 of 411,305 = 6.76%

Precincts Reporting 152 of 152 = 100.00%

Party	Candidate	Early		Election		Total	
Precinct 1085 (Ballots Cast: 201)							
STATE OF TEXAS PROPOSITION 1, Vote For 1							
	FOR	61	96.83%	122	93.85%	183	94.82%
	AGAINST	2	3.17%	8	6.15%	10	5.18%
	Cast Votes:	63	94.03%	130	97.01%	193	96.02%
	Over Votes:	0	0.00%	0	0.00%	0	0.00%
	Under Votes:	4	5.97%	4	2.99%	8	3.98%
STATE OF TEXAS PROPOSITION 2, Vote For 1							
	FOR	52	82.54%	100	80.00%	152	80.85%
	AGAINST	11	17.46%	25	20.00%	36	19.15%
	Cast Votes:	63	94.03%	125	93.28%	188	93.53%
	Over Votes:	0	0.00%	0	0.00%	0	0.00%
	Under Votes:	4	5.97%	9	6.72%	13	6.47%
STATE OF TEXAS PROPOSITION 3, Vote For 1							
	FOR	60	93.75%	109	84.50%	169	87.56%
	AGAINST	4	6.25%	20	15.50%	24	12.44%
	Cast Votes:	64	95.52%	129	96.27%	193	96.02%
	Over Votes:	0	0.00%	0	0.00%	0	0.00%
	Under Votes:	3	4.48%	5	3.73%	8	3.98%
STATE OF TEXAS PROPOSITION 4, Vote For 1							
	FOR	51	80.95%	94	74.02%	145	76.32%
	AGAINST	12	19.05%	33	25.98%	45	23.68%
	Cast Votes:	63	94.03%	127	94.78%	190	94.53%
	Over Votes:	0	0.00%	0	0.00%	0	0.00%
	Under Votes:	4	5.97%	7	5.22%	11	5.47%
STATE OF TEXAS PROPOSITION 5, Vote For 1							
	FOR	41	65.08%	83	67.48%	124	66.67%
	AGAINST	22	34.92%	40	32.52%	62	33.33%
	Cast Votes:	63	94.03%	123	91.79%	186	92.54%
	Over Votes:	0	0.00%	0	0.00%	0	0.00%
	Under Votes:	4	5.97%	11	8.21%	15	7.46%
STATE OF TEXAS PROPOSITION 6, Vote For 1							
	FOR	56	88.89%	122	93.85%	178	92.23%
	AGAINST	7	11.11%	8	6.15%	15	7.77%
	Cast Votes:	63	94.03%	130	97.01%	193	96.02%
	Over Votes:	0	0.00%	0	0.00%	0	0.00%
	Under Votes:	4	5.97%	4	2.99%	8	3.98%

Constitutional Amendment Election - PCT Report — Official
FORT BEND COUNTY, TEXAS — SPECIAL AND GENERAL ELECTION_ — November 07, 2017

Page 50 of 304

11/13/2017 05:26 PM

Total Number of Voters : 27,789 of 411,305 = 6.76%

Precincts Reporting 152 of 152 = 100.00%

Party	Candidate	Early		Election		Total	
Precinct 1085 (Ballots Cast: 201)							
STATE OF TEXAS PROPOSITION 7, Vote For 1							
	FOR	37	59.68%	81	66.39%	118	64.13%
	AGAINST	25	40.32%	41	33.61%	66	35.87%
	Cast Votes:	62	92.54%	122	91.04%	184	91.54%
	Over Votes:	0	0.00%	0	0.00%	0	0.00%
	Under Votes:	5	7.46%	12	8.96%	17	8.46%

Constitutional Amendment Election - PCT Report — Official

FORT BEND COUNTY, TEXAS — SPECIAL AND GENERAL ELECTION_ — November 07, 2017

Page 51 of 304

11/13/2017 05:26 PM

Total Number of Voters : 27,789 of 411,305 = 6.76%

Precincts Reporting 152 of 152 = 100.00%

Party	Candidate	Early		Election		Total	
Precinct 1087 (Ballots Cast: 362)							
STATE OF TEXAS PROPOSITION 1, Vote For 1							
	FOR	96	94.12%	223	94.89%	319	94.66%
	AGAINST	6	5.88%	12	5.11%	18	5.34%
	Cast Votes:	102	93.58%	235	92.89%	337	93.09%
	Over Votes:	0	0.00%	0	0.00%	0	0.00%
	Under Votes:	7	6.42%	18	7.11%	25	6.91%
STATE OF TEXAS PROPOSITION 2, Vote For 1							
	FOR	79	77.45%	173	77.58%	252	77.54%
	AGAINST	23	22.55%	50	22.42%	73	22.46%
	Cast Votes:	102	93.58%	223	88.14%	325	89.78%
	Over Votes:	0	0.00%	0	0.00%	0	0.00%
	Under Votes:	7	6.42%	30	11.86%	37	10.22%
STATE OF TEXAS PROPOSITION 3, Vote For 1							
	FOR	89	88.12%	197	87.95%	286	88.00%
	AGAINST	12	11.88%	27	12.05%	39	12.00%
	Cast Votes:	101	92.66%	224	88.54%	325	89.78%
	Over Votes:	0	0.00%	0	0.00%	0	0.00%
	Under Votes:	8	7.34%	29	11.46%	37	10.22%
STATE OF TEXAS PROPOSITION 4, Vote For 1							
	FOR	75	80.65%	158	73.83%	233	75.90%
	AGAINST	18	19.35%	56	26.17%	74	24.10%
	Cast Votes:	93	85.32%	214	84.58%	307	84.81%
	Over Votes:	0	0.00%	0	0.00%	0	0.00%
	Under Votes:	16	14.68%	39	15.42%	55	15.19%
STATE OF TEXAS PROPOSITION 5, Vote For 1							
	FOR	69	73.40%	160	74.77%	229	74.35%
	AGAINST	25	26.60%	54	25.23%	79	25.65%
	Cast Votes:	94	86.24%	214	84.58%	308	85.08%
	Over Votes:	0	0.00%	0	0.00%	0	0.00%
	Under Votes:	15	13.76%	39	15.42%	54	14.92%
STATE OF TEXAS PROPOSITION 6, Vote For 1							
	FOR	93	91.18%	208	92.44%	301	92.05%
	AGAINST	9	8.82%	17	7.56%	26	7.95%
	Cast Votes:	102	93.58%	225	88.93%	327	90.33%
	Over Votes:	0	0.00%	0	0.00%	0	0.00%
	Under Votes:	7	6.42%	28	11.07%	35	9.67%

Constitutional Amendment Election - PCT Report — Official
FORT BEND COUNTY, TEXAS — SPECIAL AND GENERAL ELECTION_ — November 07, 2017

Page 52 of 304

11/13/2017 05:26 PM

Total Number of Voters : 27,789 of 411,305 = 6.76%

Precincts Reporting 152 of 152 = 100.00%

Party	Candidate	Early		Election		Total	
Precinct 1087 (Ballots Cast: 362)							
STATE OF TEXAS PROPOSITION 7, Vote For 1							
	FOR	64	66.67%	150	70.75%	214	69.48%
	AGAINST	32	33.33%	62	29.25%	94	30.52%
	Cast Votes:	96	88.07%	212	83.79%	308	85.08%
	Over Votes:	0	0.00%	0	0.00%	0	0.00%
	Under Votes:	13	11.93%	41	16.21%	54	14.92%

Constitutional Amendment Election - PCT Report — Official

FORT BEND COUNTY, TEXAS — SPECIAL AND GENERAL ELECTION_ — November 07, 2017

Page 53 of 304

11/13/2017 05:26 PM

Total Number of Voters : 27,789 of 411,305 = 6.76%

Precincts Reporting 152 of 152 = 100.00%

Party	Candidate	Early		Election		Total	
Precinct 1094 (Ballots Cast: 0)							
STATE OF TEXAS PROPOSITION 1, Vote For 1							
	FOR	0	0.00%	0	0.00%	0	0.00%
	AGAINST	0	0.00%	0	0.00%	0	0.00%
	Cast Votes:	0	0.00%	0	0.00%	0	0.00%
	Over Votes:	0	0.00%	0	0.00%	0	0.00%
	Under Votes:	0	0.00%	0	0.00%	0	0.00%
STATE OF TEXAS PROPOSITION 2, Vote For 1							
	FOR	0	0.00%	0	0.00%	0	0.00%
	AGAINST	0	0.00%	0	0.00%	0	0.00%
	Cast Votes:	0	0.00%	0	0.00%	0	0.00%
	Over Votes:	0	0.00%	0	0.00%	0	0.00%
	Under Votes:	0	0.00%	0	0.00%	0	0.00%
STATE OF TEXAS PROPOSITION 3, Vote For 1							
	FOR	0	0.00%	0	0.00%	0	0.00%
	AGAINST	0	0.00%	0	0.00%	0	0.00%
	Cast Votes:	0	0.00%	0	0.00%	0	0.00%
	Over Votes:	0	0.00%	0	0.00%	0	0.00%
	Under Votes:	0	0.00%	0	0.00%	0	0.00%
STATE OF TEXAS PROPOSITION 4, Vote For 1							
	FOR	0	0.00%	0	0.00%	0	0.00%
	AGAINST	0	0.00%	0	0.00%	0	0.00%
	Cast Votes:	0	0.00%	0	0.00%	0	0.00%
	Over Votes:	0	0.00%	0	0.00%	0	0.00%
	Under Votes:	0	0.00%	0	0.00%	0	0.00%
STATE OF TEXAS PROPOSITION 5, Vote For 1							
	FOR	0	0.00%	0	0.00%	0	0.00%
	AGAINST	0	0.00%	0	0.00%	0	0.00%
	Cast Votes:	0	0.00%	0	0.00%	0	0.00%
	Over Votes:	0	0.00%	0	0.00%	0	0.00%
	Under Votes:	0	0.00%	0	0.00%	0	0.00%
STATE OF TEXAS PROPOSITION 6, Vote For 1							
	FOR	0	0.00%	0	0.00%	0	0.00%
	AGAINST	0	0.00%	0	0.00%	0	0.00%
	Cast Votes:	0	0.00%	0	0.00%	0	0.00%
	Over Votes:	0	0.00%	0	0.00%	0	0.00%
	Under Votes:	0	0.00%	0	0.00%	0	0.00%

Constitutional Amendment Election - PCT Report — Official
FORT BEND COUNTY, TEXAS — SPECIAL AND GENERAL ELECTION_ — November 07, 2017

Page 54 of 304

11/13/2017 05:26 PM

Total Number of Voters : 27,789 of 411,305 = 6.76%

Precincts Reporting 152 of 152 = 100.00%

Party	Candidate	Early		Election		Total	
Precinct 1094 (Ballots Cast: 0)							
STATE OF TEXAS PROPOSITION 7, Vote For 1							
	FOR	0	0.00%	0	0.00%	0	0.00%
	AGAINST	0	0.00%	0	0.00%	0	0.00%
	Cast Votes:	0	0.00%	0	0.00%	0	0.00%
	Over Votes:	0	0.00%	0	0.00%	0	0.00%
	Under Votes:	0	0.00%	0	0.00%	0	0.00%

Constitutional Amendment Election - PCT Report — Official

FORT BEND COUNTY, TEXAS — SPECIAL AND GENERAL ELECTION_ — November 07, 2017

Page 55 of 304

11/13/2017 05:26 PM

Total Number of Voters : 27,789 of 411,305 = 6.76%

Precincts Reporting 152 of 152 = 100.00%

Party	Candidate	Early		Election		Total	
Precinct 1097 (Ballots Cast: 218)							
STATE OF TEXAS PROPOSITION 1, Vote For 1							
	FOR	54	94.74%	141	89.24%	195	90.70%
	AGAINST	3	5.26%	17	10.76%	20	9.30%
	Cast Votes:	57	96.61%	158	99.37%	215	98.62%
	Over Votes:	0	0.00%	0	0.00%	0	0.00%
	Under Votes:	2	3.39%	1	0.63%	3	1.38%
STATE OF TEXAS PROPOSITION 2, Vote For 1							
	FOR	42	73.68%	107	69.03%	149	70.28%
	AGAINST	15	26.32%	48	30.97%	63	29.72%
	Cast Votes:	57	96.61%	155	97.48%	212	97.25%
	Over Votes:	0	0.00%	0	0.00%	0	0.00%
	Under Votes:	2	3.39%	4	2.52%	6	2.75%
STATE OF TEXAS PROPOSITION 3, Vote For 1							
	FOR	50	86.21%	139	89.10%	189	88.32%
	AGAINST	8	13.79%	17	10.90%	25	11.68%
	Cast Votes:	58	98.31%	156	98.11%	214	98.17%
	Over Votes:	0	0.00%	0	0.00%	0	0.00%
	Under Votes:	1	1.69%	3	1.89%	4	1.83%
STATE OF TEXAS PROPOSITION 4, Vote For 1							
	FOR	45	78.95%	91	59.09%	136	64.45%
	AGAINST	12	21.05%	63	40.91%	75	35.55%
	Cast Votes:	57	96.61%	154	96.86%	211	96.79%
	Over Votes:	0	0.00%	0	0.00%	0	0.00%
	Under Votes:	2	3.39%	5	3.14%	7	3.21%
STATE OF TEXAS PROPOSITION 5, Vote For 1							
	FOR	37	67.27%	97	63.82%	134	64.73%
	AGAINST	18	32.73%	55	36.18%	73	35.27%
	Cast Votes:	55	93.22%	152	95.60%	207	94.95%
	Over Votes:	0	0.00%	0	0.00%	0	0.00%
	Under Votes:	4	6.78%	7	4.40%	11	5.05%
STATE OF TEXAS PROPOSITION 6, Vote For 1							
	FOR	54	93.10%	142	89.87%	196	90.74%
	AGAINST	4	6.90%	16	10.13%	20	9.26%
	Cast Votes:	58	98.31%	158	99.37%	216	99.08%
	Over Votes:	0	0.00%	0	0.00%	0	0.00%
	Under Votes:	1	1.69%	1	0.63%	2	0.92%

Constitutional Amendment Election - PCT Report — Official
FORT BEND COUNTY, TEXAS — SPECIAL AND GENERAL ELECTION_ — November 07, 2017

Page 56 of 304

11/13/2017 05:26 PM

Total Number of Voters : 27,789 of 411,305 = 6.76%

Precincts Reporting 152 of 152 = 100.00%

Party	Candidate	Early		Election		Total	
Precinct 1097 (Ballots Cast: 218)							
STATE OF TEXAS PROPOSITION 7, Vote For 1							
	FOR	42	73.68%	97	62.58%	139	65.57%
	AGAINST	15	26.32%	58	37.42%	73	34.43%
	Cast Votes:	57	96.61%	155	97.48%	212	97.25%
	Over Votes:	0	0.00%	0	0.00%	0	0.00%
	Under Votes:	2	3.39%	4	2.52%	6	2.75%

Constitutional Amendment Election - PCT Report — Official

FORT BEND COUNTY, TEXAS — SPECIAL AND GENERAL ELECTION_ — November 07, 2017

Page 57 of 304

11/13/2017 05:26 PM

Total Number of Voters : 27,789 of 411,305 = 6.76%

Precincts Reporting 152 of 152 = 100.00%

Party	Candidate	Early		Election		Total	
Precinct 1103 (Ballots Cast: 344)							
STATE OF TEXAS PROPOSITION 1, Vote For 1							
	FOR	105	90.52%	201	90.54%	306	90.53%
	AGAINST	11	9.48%	21	9.46%	32	9.47%
	Cast Votes:	116	99.15%	222	97.80%	338	98.26%
	Over Votes:	0	0.00%	0	0.00%	0	0.00%
	Under Votes:	1	0.85%	5	2.20%	6	1.74%
STATE OF TEXAS PROPOSITION 2, Vote For 1							
	FOR	83	73.45%	172	79.26%	255	77.27%
	AGAINST	30	26.55%	45	20.74%	75	22.73%
	Cast Votes:	113	96.58%	217	95.59%	330	95.93%
	Over Votes:	0	0.00%	0	0.00%	0	0.00%
	Under Votes:	4	3.42%	10	4.41%	14	4.07%
STATE OF TEXAS PROPOSITION 3, Vote For 1							
	FOR	106	93.81%	182	84.65%	288	87.80%
	AGAINST	7	6.19%	33	15.35%	40	12.20%
	Cast Votes:	113	96.58%	215	94.71%	328	95.35%
	Over Votes:	0	0.00%	0	0.00%	0	0.00%
	Under Votes:	4	3.42%	12	5.29%	16	4.65%
STATE OF TEXAS PROPOSITION 4, Vote For 1							
	FOR	80	71.43%	156	74.29%	236	73.29%
	AGAINST	32	28.57%	54	25.71%	86	26.71%
	Cast Votes:	112	95.73%	210	92.51%	322	93.60%
	Over Votes:	0	0.00%	0	0.00%	0	0.00%
	Under Votes:	5	4.27%	17	7.49%	22	6.40%
STATE OF TEXAS PROPOSITION 5, Vote For 1							
	FOR	77	68.75%	137	66.50%	214	67.30%
	AGAINST	35	31.25%	69	33.50%	104	32.70%
	Cast Votes:	112	95.73%	206	90.75%	318	92.44%
	Over Votes:	0	0.00%	0	0.00%	0	0.00%
	Under Votes:	5	4.27%	21	9.25%	26	7.56%
STATE OF TEXAS PROPOSITION 6, Vote For 1							
	FOR	101	87.07%	195	88.64%	296	88.10%
	AGAINST	15	12.93%	25	11.36%	40	11.90%
	Cast Votes:	116	99.15%	220	96.92%	336	97.67%
	Over Votes:	0	0.00%	0	0.00%	0	0.00%
	Under Votes:	1	0.85%	7	3.08%	8	2.33%

Constitutional Amendment Election - PCT Report — Official
FORT BEND COUNTY, TEXAS — SPECIAL AND GENERAL ELECTION_ — November 07, 2017

Page 58 of 304

11/13/2017 05:26 PM

Total Number of Voters : 27,789 of 411,305 = 6.76%

Precincts Reporting 152 of 152 = 100.00%

Party	Candidate	Early		Election		Total	
Precinct 1103 (Ballots Cast: 344)							
STATE OF TEXAS PROPOSITION 7, Vote For 1							
	FOR	66	59.46%	127	61.35%	193	60.69%
	AGAINST	45	40.54%	80	38.65%	125	39.31%
Cast Votes:		111	94.87%	207	91.19%	318	92.44%
Over Votes:		0	0.00%	0	0.00%	0	0.00%
Under Votes:		6	5.13%	20	8.81%	26	7.56%

Constitutional Amendment Election - PCT Report — Official

FORT BEND COUNTY, TEXAS — SPECIAL AND GENERAL ELECTION_ — November 07, 2017

Page 59 of 304

11/13/2017 05:26 PM

Total Number of Voters : 27,789 of 411,305 = 6.76%

Precincts Reporting 152 of 152 = 100.00%

Party	Candidate	Early		Election		Total	
Precinct 1109 (Ballots Cast: 66)							
STATE OF TEXAS PROPOSITION 1, Vote For 1							
	FOR	26	100.00%	32	84.21%	58	90.63%
	AGAINST	0	0.00%	6	15.79%	6	9.38%
	Cast Votes:	26	96.30%	38	97.44%	64	96.97%
	Over Votes:	0	0.00%	0	0.00%	0	0.00%
	Under Votes:	1	3.70%	1	2.56%	2	3.03%
STATE OF TEXAS PROPOSITION 2, Vote For 1							
	FOR	18	69.23%	30	78.95%	48	75.00%
	AGAINST	8	30.77%	8	21.05%	16	25.00%
	Cast Votes:	26	96.30%	38	97.44%	64	96.97%
	Over Votes:	0	0.00%	0	0.00%	0	0.00%
	Under Votes:	1	3.70%	1	2.56%	2	3.03%
STATE OF TEXAS PROPOSITION 3, Vote For 1							
	FOR	21	80.77%	35	89.74%	56	86.15%
	AGAINST	5	19.23%	4	10.26%	9	13.85%
	Cast Votes:	26	96.30%	39	100.00%	65	98.48%
	Over Votes:	0	0.00%	0	0.00%	0	0.00%
	Under Votes:	1	3.70%	0	0.00%	1	1.52%
STATE OF TEXAS PROPOSITION 4, Vote For 1							
	FOR	20	74.07%	25	67.57%	45	70.31%
	AGAINST	7	25.93%	12	32.43%	19	29.69%
	Cast Votes:	27	100.00%	37	94.87%	64	96.97%
	Over Votes:	0	0.00%	0	0.00%	0	0.00%
	Under Votes:	0	0.00%	2	5.13%	2	3.03%
STATE OF TEXAS PROPOSITION 5, Vote For 1							
	FOR	25	92.59%	22	59.46%	47	73.44%
	AGAINST	2	7.41%	15	40.54%	17	26.56%
	Cast Votes:	27	100.00%	37	94.87%	64	96.97%
	Over Votes:	0	0.00%	0	0.00%	0	0.00%
	Under Votes:	0	0.00%	2	5.13%	2	3.03%
STATE OF TEXAS PROPOSITION 6, Vote For 1							
	FOR	27	100.00%	34	87.18%	61	92.42%
	AGAINST	0	0.00%	5	12.82%	5	7.58%
	Cast Votes:	27	100.00%	39	100.00%	66	100.00%
	Over Votes:	0	0.00%	0	0.00%	0	0.00%
	Under Votes:	0	0.00%	0	0.00%	0	0.00%

Constitutional Amendment Election - PCT Report — Official
FORT BEND COUNTY, TEXAS — SPECIAL AND GENERAL ELECTION_ — November 07, 2017

Page 60 of 304

11/13/2017 05:26 PM

Total Number of Voters : 27,789 of 411,305 = 6.76%

Precincts Reporting 152 of 152 = 100.00%

Party	Candidate	Early		Election		Total	
Precinct 1109 (Ballots Cast: 66)							
STATE OF TEXAS PROPOSITION 7, Vote For 1							
	FOR	20	76.92%	27	71.05%	47	73.44%
	AGAINST	6	23.08%	11	28.95%	17	26.56%
	Cast Votes:	26	96.30%	38	97.44%	64	96.97%
	Over Votes:	0	0.00%	0	0.00%	0	0.00%
	Under Votes:	1	3.70%	1	2.56%	2	3.03%

Constitutional Amendment Election - PCT Report — Official

FORT BEND COUNTY, TEXAS — SPECIAL AND GENERAL ELECTION_ — November 07, 2017

Page 61 of 304

11/13/2017 05:26 PM

Total Number of Voters : 27,789 of 411,305 = 6.76%

Precincts Reporting 152 of 152 = 100.00%

Party	Candidate	Early		Election		Total	
Precinct 1114 (Ballots Cast: 311)							
STATE OF TEXAS PROPOSITION 1, Vote For 1							
	FOR	73	85.88%	200	89.69%	273	88.64%
	AGAINST	12	14.12%	23	10.31%	35	11.36%
	Cast Votes:	85	98.84%	223	99.11%	308	99.04%
	Over Votes:	0	0.00%	0	0.00%	0	0.00%
	Under Votes:	1	1.16%	2	0.89%	3	0.96%
STATE OF TEXAS PROPOSITION 2, Vote For 1							
	FOR	71	85.54%	186	82.67%	257	83.44%
	AGAINST	12	14.46%	39	17.33%	51	16.56%
	Cast Votes:	83	96.51%	225	100.00%	308	99.04%
	Over Votes:	0	0.00%	0	0.00%	0	0.00%
	Under Votes:	3	3.49%	0	0.00%	3	0.96%
STATE OF TEXAS PROPOSITION 3, Vote For 1							
	FOR	69	83.13%	186	84.16%	255	83.88%
	AGAINST	14	16.87%	35	15.84%	49	16.12%
	Cast Votes:	83	96.51%	221	98.22%	304	97.75%
	Over Votes:	0	0.00%	0	0.00%	0	0.00%
	Under Votes:	3	3.49%	4	1.78%	7	2.25%
STATE OF TEXAS PROPOSITION 4, Vote For 1							
	FOR	53	63.86%	154	69.37%	207	67.87%
	AGAINST	30	36.14%	68	30.63%	98	32.13%
	Cast Votes:	83	96.51%	222	98.67%	305	98.07%
	Over Votes:	0	0.00%	0	0.00%	0	0.00%
	Under Votes:	3	3.49%	3	1.33%	6	1.93%
STATE OF TEXAS PROPOSITION 5, Vote For 1							
	FOR	50	60.98%	143	64.41%	193	63.49%
	AGAINST	32	39.02%	79	35.59%	111	36.51%
	Cast Votes:	82	95.35%	222	98.67%	304	97.75%
	Over Votes:	0	0.00%	0	0.00%	0	0.00%
	Under Votes:	4	4.65%	3	1.33%	7	2.25%
STATE OF TEXAS PROPOSITION 6, Vote For 1							
	FOR	72	85.71%	196	87.89%	268	87.30%
	AGAINST	12	14.29%	27	12.11%	39	12.70%
	Cast Votes:	84	97.67%	223	99.11%	307	98.71%
	Over Votes:	0	0.00%	0	0.00%	0	0.00%
	Under Votes:	2	2.33%	2	0.89%	4	1.29%

Constitutional Amendment Election - PCT Report — Official
FORT BEND COUNTY, TEXAS — SPECIAL AND GENERAL ELECTION_ — November 07, 2017

Page 62 of 304

11/13/2017 05:26 PM

Total Number of Voters : 27,789 of 411,305 = 6.76%

Precincts Reporting 152 of 152 = 100.00%

Party	Candidate	Early		Election		Total	
Precinct 1114 (Ballots Cast: 311)							
STATE OF TEXAS PROPOSITION 7, Vote For 1							
	FOR	66	78.57%	162	72.97%	228	74.51%
	AGAINST	18	21.43%	60	27.03%	78	25.49%
	Cast Votes:	84	97.67%	222	98.67%	306	98.39%
	Over Votes:	0	0.00%	0	0.00%	0	0.00%
	Under Votes:	2	2.33%	3	1.33%	5	1.61%

Constitutional Amendment Election - PCT Report — Official

FORT BEND COUNTY, TEXAS — SPECIAL AND GENERAL ELECTION_ — November 07, 2017

Page 63 of 304

11/13/2017 05:26 PM

Total Number of Voters : 27,789 of 411,305 = 6.76%

Precincts Reporting 152 of 152 = 100.00%

Party	Candidate	Early		Election		Total	
Precinct 1118 (Ballots Cast: 246)							
STATE OF TEXAS PROPOSITION 1, Vote For 1							
	FOR	75	92.59%	148	91.36%	223	91.77%
	AGAINST	6	7.41%	14	8.64%	20	8.23%
	Cast Votes:	81	100.00%	162	98.18%	243	98.78%
	Over Votes:	0	0.00%	0	0.00%	0	0.00%
	Under Votes:	0	0.00%	3	1.82%	3	1.22%
STATE OF TEXAS PROPOSITION 2, Vote For 1							
	FOR	57	70.37%	120	75.00%	177	73.44%
	AGAINST	24	29.63%	40	25.00%	64	26.56%
	Cast Votes:	81	100.00%	160	96.97%	241	97.97%
	Over Votes:	0	0.00%	0	0.00%	0	0.00%
	Under Votes:	0	0.00%	5	3.03%	5	2.03%
STATE OF TEXAS PROPOSITION 3, Vote For 1							
	FOR	72	88.89%	129	79.14%	201	82.38%
	AGAINST	9	11.11%	34	20.86%	43	17.62%
	Cast Votes:	81	100.00%	163	98.79%	244	99.19%
	Over Votes:	0	0.00%	0	0.00%	0	0.00%
	Under Votes:	0	0.00%	2	1.21%	2	0.81%
STATE OF TEXAS PROPOSITION 4, Vote For 1							
	FOR	55	67.90%	88	55.70%	143	59.83%
	AGAINST	26	32.10%	70	44.30%	96	40.17%
	Cast Votes:	81	100.00%	158	95.76%	239	97.15%
	Over Votes:	0	0.00%	0	0.00%	0	0.00%
	Under Votes:	0	0.00%	7	4.24%	7	2.85%
STATE OF TEXAS PROPOSITION 5, Vote For 1							
	FOR	47	58.75%	103	66.03%	150	63.56%
	AGAINST	33	41.25%	53	33.97%	86	36.44%
	Cast Votes:	80	98.77%	156	94.55%	236	95.93%
	Over Votes:	0	0.00%	0	0.00%	0	0.00%
	Under Votes:	1	1.23%	9	5.45%	10	4.07%
STATE OF TEXAS PROPOSITION 6, Vote For 1							
	FOR	76	93.83%	145	89.51%	221	90.95%
	AGAINST	5	6.17%	17	10.49%	22	9.05%
	Cast Votes:	81	100.00%	162	98.18%	243	98.78%
	Over Votes:	0	0.00%	0	0.00%	0	0.00%
	Under Votes:	0	0.00%	3	1.82%	3	1.22%

Constitutional Amendment Election - PCT Report — Official
FORT BEND COUNTY, TEXAS — SPECIAL AND GENERAL ELECTION_ — November 07, 2017

Page 64 of 304

11/13/2017 05:26 PM

Total Number of Voters : 27,789 of 411,305 = 6.76%

Precincts Reporting 152 of 152 = 100.00%

Party	Candidate	Early		Election		Total	
Precinct 1118 (Ballots Cast: 246)							
STATE OF TEXAS PROPOSITION 7, Vote For 1							
	FOR	49	60.49%	112	70.00%	161	66.80%
	AGAINST	32	39.51%	48	30.00%	80	33.20%
	Cast Votes:	81	100.00%	160	96.97%	241	97.97%
	Over Votes:	0	0.00%	0	0.00%	0	0.00%
	Under Votes:	0	0.00%	5	3.03%	5	2.03%

Constitutional Amendment Election - PCT Report — Official

FORT BEND COUNTY, TEXAS — SPECIAL AND GENERAL ELECTION_ — November 07, 2017

Page 65 of 304

11/13/2017 05:26 PM

Total Number of Voters : 27,789 of 411,305 = 6.76%

Precincts Reporting 152 of 152 = 100.00%

Party	Candidate	Early		Election		Total	
Precinct 1120 (Ballots Cast: 497)							
STATE OF TEXAS PROPOSITION 1, Vote For 1							
	FOR	126	91.97%	311	91.47%	437	91.61%
	AGAINST	11	8.03%	29	8.53%	40	8.39%
	Cast Votes:	137	95.14%	340	96.32%	477	95.98%
	Over Votes:	0	0.00%	0	0.00%	0	0.00%
	Under Votes:	7	4.86%	13	3.68%	20	4.02%
STATE OF TEXAS PROPOSITION 2, Vote For 1							
	FOR	93	70.45%	239	73.31%	332	72.49%
	AGAINST	39	29.55%	87	26.69%	126	27.51%
	Cast Votes:	132	91.67%	326	92.35%	458	92.15%
	Over Votes:	0	0.00%	0	0.00%	0	0.00%
	Under Votes:	12	8.33%	27	7.65%	39	7.85%
STATE OF TEXAS PROPOSITION 3, Vote For 1							
	FOR	106	82.17%	292	87.69%	398	86.15%
	AGAINST	23	17.83%	41	12.31%	64	13.85%
	Cast Votes:	129	89.58%	333	94.33%	462	92.96%
	Over Votes:	0	0.00%	0	0.00%	0	0.00%
	Under Votes:	15	10.42%	20	5.67%	35	7.04%
STATE OF TEXAS PROPOSITION 4, Vote For 1							
	FOR	87	73.11%	251	78.19%	338	76.82%
	AGAINST	32	26.89%	70	21.81%	102	23.18%
	Cast Votes:	119	82.64%	321	90.93%	440	88.53%
	Over Votes:	0	0.00%	0	0.00%	0	0.00%
	Under Votes:	25	17.36%	32	9.07%	57	11.47%
STATE OF TEXAS PROPOSITION 5, Vote For 1							
	FOR	88	69.29%	208	66.67%	296	67.43%
	AGAINST	39	30.71%	104	33.33%	143	32.57%
	Cast Votes:	127	88.19%	312	88.39%	439	88.33%
	Over Votes:	0	0.00%	0	0.00%	0	0.00%
	Under Votes:	17	11.81%	41	11.61%	58	11.67%
STATE OF TEXAS PROPOSITION 6, Vote For 1							
	FOR	124	90.51%	304	91.02%	428	90.87%
	AGAINST	13	9.49%	30	8.98%	43	9.13%
	Cast Votes:	137	95.14%	334	94.62%	471	94.77%
	Over Votes:	0	0.00%	0	0.00%	0	0.00%
	Under Votes:	7	4.86%	19	5.38%	26	5.23%

Constitutional Amendment Election - PCT Report — Official
FORT BEND COUNTY, TEXAS — SPECIAL AND GENERAL ELECTION_ — November 07, 2017

Page 66 of 304

11/13/2017 05:26 PM

Total Number of Voters : 27,789 of 411,305 = 6.76%

Precincts Reporting 152 of 152 = 100.00%

Party	Candidate	Early		Election		Total	
Precinct 1120 (Ballots Cast: 497)							
STATE OF TEXAS PROPOSITION 7, Vote For 1							
	FOR	76	60.80%	193	61.86%	269	61.56%
	AGAINST	49	39.20%	119	38.14%	168	38.44%
	Cast Votes:	125	86.81%	312	88.39%	437	87.93%
	Over Votes:	0	0.00%	0	0.00%	0	0.00%
	Under Votes:	19	13.19%	41	11.61%	60	12.07%

Constitutional Amendment Election - PCT Report — Official

FORT BEND COUNTY, TEXAS — SPECIAL AND GENERAL ELECTION_ — November 07, 2017

Page 67 of 304

11/13/2017 05:26 PM

Total Number of Voters : 27,789 of 411,305 = 6.76%

Precincts Reporting 152 of 152 = 100.00%

Party	Candidate	Early		Election		Total	
Precinct 1128 (Ballots Cast: 484)							
STATE OF TEXAS PROPOSITION 1, Vote For 1							
	FOR	114	94.21%	314	92.90%	428	93.25%
	AGAINST	7	5.79%	24	7.10%	31	6.75%
	Cast Votes:	121	96.80%	338	94.15%	459	94.83%
	Over Votes:	0	0.00%	0	0.00%	0	0.00%
	Under Votes:	4	3.20%	21	5.85%	25	5.17%
STATE OF TEXAS PROPOSITION 2, Vote For 1							
	FOR	87	73.73%	270	82.57%	357	80.22%
	AGAINST	31	26.27%	57	17.43%	88	19.78%
	Cast Votes:	118	94.40%	327	91.09%	445	91.94%
	Over Votes:	0	0.00%	0	0.00%	0	0.00%
	Under Votes:	7	5.60%	32	8.91%	39	8.06%
STATE OF TEXAS PROPOSITION 3, Vote For 1							
	FOR	98	85.22%	292	90.97%	390	89.45%
	AGAINST	17	14.78%	29	9.03%	46	10.55%
	Cast Votes:	115	92.00%	321	89.42%	436	90.08%
	Over Votes:	0	0.00%	0	0.00%	0	0.00%
	Under Votes:	10	8.00%	38	10.58%	48	9.92%
STATE OF TEXAS PROPOSITION 4, Vote For 1							
	FOR	83	72.17%	241	77.74%	324	76.24%
	AGAINST	32	27.83%	69	22.26%	101	23.76%
	Cast Votes:	115	92.00%	310	86.35%	425	87.81%
	Over Votes:	0	0.00%	0	0.00%	0	0.00%
	Under Votes:	10	8.00%	49	13.65%	59	12.19%
STATE OF TEXAS PROPOSITION 5, Vote For 1							
	FOR	84	72.41%	230	74.43%	314	73.88%
	AGAINST	32	27.59%	79	25.57%	111	26.12%
	Cast Votes:	116	92.80%	309	86.07%	425	87.81%
	Over Votes:	0	0.00%	0	0.00%	0	0.00%
	Under Votes:	9	7.20%	50	13.93%	59	12.19%
STATE OF TEXAS PROPOSITION 6, Vote For 1							
	FOR	108	88.52%	306	92.17%	414	91.19%
	AGAINST	14	11.48%	26	7.83%	40	8.81%
	Cast Votes:	122	97.60%	332	92.48%	454	93.80%
	Over Votes:	0	0.00%	0	0.00%	0	0.00%
	Under Votes:	3	2.40%	27	7.52%	30	6.20%

Constitutional Amendment Election - PCT Report — Official
FORT BEND COUNTY, TEXAS — SPECIAL AND GENERAL ELECTION_ — November 07, 2017

Page 68 of 304

11/13/2017 05:26 PM

Total Number of Voters : 27,789 of 411,305 = 6.76%

Precincts Reporting 152 of 152 = 100.00%

Party	Candidate	Early		Election		Total	
Precinct 1128 (Ballots Cast: 484)							
STATE OF TEXAS PROPOSITION 7, Vote For 1							
	FOR	85	72.65%	204	66.45%	289	68.16%
	AGAINST	32	27.35%	103	33.55%	135	31.84%
	Cast Votes:	117	93.60%	307	85.52%	424	87.60%
	Over Votes:	0	0.00%	0	0.00%	0	0.00%
	Under Votes:	8	6.40%	52	14.48%	60	12.40%

Constitutional Amendment Election - PCT Report — Official

FORT BEND COUNTY, TEXAS — SPECIAL AND GENERAL ELECTION_ — November 07, 2017

Page 69 of 304

11/13/2017 05:26 PM

Total Number of Voters : 27,789 of 411,305 = 6.76%

Precincts Reporting 152 of 152 = 100.00%

Party	Candidate	Early		Election		Total	
Precinct 1134 (Ballots Cast: 96)							
STATE OF TEXAS PROPOSITION 1, Vote For 1							
	FOR	15	83.33%	65	85.53%	80	85.11%
	AGAINST	3	16.67%	11	14.47%	14	14.89%
	Cast Votes:	18	100.00%	76	97.44%	94	97.92%
	Over Votes:	0	0.00%	0	0.00%	0	0.00%
	Under Votes:	0	0.00%	2	2.56%	2	2.08%
STATE OF TEXAS PROPOSITION 2, Vote For 1							
	FOR	12	66.67%	56	73.68%	68	72.34%
	AGAINST	6	33.33%	20	26.32%	26	27.66%
	Cast Votes:	18	100.00%	76	97.44%	94	97.92%
	Over Votes:	0	0.00%	0	0.00%	0	0.00%
	Under Votes:	0	0.00%	2	2.56%	2	2.08%
STATE OF TEXAS PROPOSITION 3, Vote For 1							
	FOR	13	72.22%	64	84.21%	77	81.91%
	AGAINST	5	27.78%	12	15.79%	17	18.09%
	Cast Votes:	18	100.00%	76	97.44%	94	97.92%
	Over Votes:	0	0.00%	0	0.00%	0	0.00%
	Under Votes:	0	0.00%	2	2.56%	2	2.08%
STATE OF TEXAS PROPOSITION 4, Vote For 1							
	FOR	10	55.56%	42	54.55%	52	54.74%
	AGAINST	8	44.44%	35	45.45%	43	45.26%
	Cast Votes:	18	100.00%	77	98.72%	95	98.96%
	Over Votes:	0	0.00%	0	0.00%	0	0.00%
	Under Votes:	0	0.00%	1	1.28%	1	1.04%
STATE OF TEXAS PROPOSITION 5, Vote For 1							
	FOR	7	38.89%	53	68.83%	60	63.16%
	AGAINST	11	61.11%	24	31.17%	35	36.84%
	Cast Votes:	18	100.00%	77	98.72%	95	98.96%
	Over Votes:	0	0.00%	0	0.00%	0	0.00%
	Under Votes:	0	0.00%	1	1.28%	1	1.04%
STATE OF TEXAS PROPOSITION 6, Vote For 1							
	FOR	15	83.33%	67	88.16%	82	87.23%
	AGAINST	3	16.67%	9	11.84%	12	12.77%
	Cast Votes:	18	100.00%	76	97.44%	94	97.92%
	Over Votes:	0	0.00%	0	0.00%	0	0.00%
	Under Votes:	0	0.00%	2	2.56%	2	2.08%

Constitutional Amendment Election - PCT Report — Official
FORT BEND COUNTY, TEXAS — SPECIAL AND GENERAL ELECTION_ — November 07, 2017

Page 70 of 304

11/13/2017 05:26 PM

Total Number of Voters : 27,789 of 411,305 = 6.76%

Precincts Reporting 152 of 152 = 100.00%

Party	Candidate	Early		Election		Total	
Precinct 1134 (Ballots Cast: 96)							
STATE OF TEXAS PROPOSITION 7, Vote For 1							
	FOR	10	55.56%	52	69.33%	62	66.67%
	AGAINST	8	44.44%	23	30.67%	31	33.33%
	Cast Votes:	18	100.00%	75	96.15%	93	96.88%
	Over Votes:	0	0.00%	0	0.00%	0	0.00%
	Under Votes:	0	0.00%	3	3.85%	3	3.13%

Constitutional Amendment Election - PCT Report — Official

FORT BEND COUNTY, TEXAS — SPECIAL AND GENERAL ELECTION_ — November 07, 2017

Page 71 of 304

11/13/2017 05:26 PM

Total Number of Voters : 27,789 of 411,305 = 6.76%

Precincts Reporting 152 of 152 = 100.00%

Party	Candidate	Early		Election		Total	
Precinct 1141 (Ballots Cast: 409)							
STATE OF TEXAS PROPOSITION 1, Vote For 1							
	FOR	175	82.16%	160	85.56%	335	83.75%
	AGAINST	38	17.84%	27	14.44%	65	16.25%
	Cast Votes:	213	97.71%	187	97.91%	400	97.80%
	Over Votes:	0	0.00%	0	0.00%	0	0.00%
	Under Votes:	5	2.29%	4	2.09%	9	2.20%
STATE OF TEXAS PROPOSITION 2, Vote For 1							
	FOR	143	69.76%	119	65.03%	262	67.53%
	AGAINST	62	30.24%	64	34.97%	126	32.47%
	Cast Votes:	205	94.04%	183	95.81%	388	94.87%
	Over Votes:	0	0.00%	0	0.00%	0	0.00%
	Under Votes:	13	5.96%	8	4.19%	21	5.13%
STATE OF TEXAS PROPOSITION 3, Vote For 1							
	FOR	170	81.73%	147	81.22%	317	81.49%
	AGAINST	38	18.27%	34	18.78%	72	18.51%
	Cast Votes:	208	95.41%	181	94.76%	389	95.11%
	Over Votes:	0	0.00%	0	0.00%	0	0.00%
	Under Votes:	10	4.59%	10	5.24%	20	4.89%
STATE OF TEXAS PROPOSITION 4, Vote For 1							
	FOR	156	77.61%	126	70.39%	282	74.21%
	AGAINST	45	22.39%	53	29.61%	98	25.79%
	Cast Votes:	201	92.20%	179	93.72%	380	92.91%
	Over Votes:	0	0.00%	0	0.00%	0	0.00%
	Under Votes:	17	7.80%	12	6.28%	29	7.09%
STATE OF TEXAS PROPOSITION 5, Vote For 1							
	FOR	116	56.31%	114	64.04%	230	59.90%
	AGAINST	90	43.69%	64	35.96%	154	40.10%
	Cast Votes:	206	94.50%	178	93.19%	384	93.89%
	Over Votes:	0	0.00%	0	0.00%	0	0.00%
	Under Votes:	12	5.50%	13	6.81%	25	6.11%
STATE OF TEXAS PROPOSITION 6, Vote For 1							
	FOR	188	88.26%	168	89.84%	356	89.00%
	AGAINST	25	11.74%	19	10.16%	44	11.00%
	Cast Votes:	213	97.71%	187	97.91%	400	97.80%
	Over Votes:	0	0.00%	0	0.00%	0	0.00%
	Under Votes:	5	2.29%	4	2.09%	9	2.20%

Constitutional Amendment Election - PCT Report — Official
FORT BEND COUNTY, TEXAS — SPECIAL AND GENERAL ELECTION_ — November 07, 2017

Page 72 of 304

11/13/2017 05:26 PM

Total Number of Voters : 27,789 of 411,305 = 6.76%

Precincts Reporting 152 of 152 = 100.00%

Party	Candidate	Early		Election		Total	
Precinct 1141 (Ballots Cast: 409)							
STATE OF TEXAS PROPOSITION 7, Vote For 1							
	FOR	113	54.85%	98	54.44%	211	54.66%
	AGAINST	93	45.15%	82	45.56%	175	45.34%
Cast Votes:		206	94.50%	180	94.24%	386	94.38%
Over Votes:		0	0.00%	0	0.00%	0	0.00%
Under Votes:		12	5.50%	11	5.76%	23	5.62%

Constitutional Amendment Election - PCT Report — Official

FORT BEND COUNTY, TEXAS — SPECIAL AND GENERAL ELECTION_ — November 07, 2017

Page 73 of 304

11/13/2017 05:26 PM

Total Number of Voters : 27,789 of 411,305 = 6.76%

Precincts Reporting 152 of 152 = 100.00%

Party	Candidate	Early		Election		Total	
Precinct 1152 (Ballots Cast: 94)							
STATE OF TEXAS PROPOSITION 1, Vote For 1							
	FOR	32	96.97%	61	100.00%	93	98.94%
	AGAINST	1	3.03%	0	0.00%	1	1.06%
	Cast Votes:	33	100.00%	61	100.00%	94	100.00%
	Over Votes:	0	0.00%	0	0.00%	0	0.00%
	Under Votes:	0	0.00%	0	0.00%	0	0.00%
STATE OF TEXAS PROPOSITION 2, Vote For 1							
	FOR	28	87.50%	48	78.69%	76	81.72%
	AGAINST	4	12.50%	13	21.31%	17	18.28%
	Cast Votes:	32	96.97%	61	100.00%	93	98.94%
	Over Votes:	0	0.00%	0	0.00%	0	0.00%
	Under Votes:	1	3.03%	0	0.00%	1	1.06%
STATE OF TEXAS PROPOSITION 3, Vote For 1							
	FOR	27	87.10%	50	83.33%	77	84.62%
	AGAINST	4	12.90%	10	16.67%	14	15.38%
	Cast Votes:	31	93.94%	60	98.36%	91	96.81%
	Over Votes:	0	0.00%	0	0.00%	0	0.00%
	Under Votes:	2	6.06%	1	1.64%	3	3.19%
STATE OF TEXAS PROPOSITION 4, Vote For 1							
	FOR	21	67.74%	50	83.33%	71	78.02%
	AGAINST	10	32.26%	10	16.67%	20	21.98%
	Cast Votes:	31	93.94%	60	98.36%	91	96.81%
	Over Votes:	0	0.00%	0	0.00%	0	0.00%
	Under Votes:	2	6.06%	1	1.64%	3	3.19%
STATE OF TEXAS PROPOSITION 5, Vote For 1							
	FOR	20	64.52%	40	67.80%	60	66.67%
	AGAINST	11	35.48%	19	32.20%	30	33.33%
	Cast Votes:	31	93.94%	59	96.72%	90	95.74%
	Over Votes:	0	0.00%	0	0.00%	0	0.00%
	Under Votes:	2	6.06%	2	3.28%	4	4.26%
STATE OF TEXAS PROPOSITION 6, Vote For 1							
	FOR	29	93.55%	57	93.44%	86	93.48%
	AGAINST	2	6.45%	4	6.56%	6	6.52%
	Cast Votes:	31	93.94%	61	100.00%	92	97.87%
	Over Votes:	0	0.00%	0	0.00%	0	0.00%
	Under Votes:	2	6.06%	0	0.00%	2	2.13%

Constitutional Amendment Election - PCT Report — Official
FORT BEND COUNTY, TEXAS — SPECIAL AND GENERAL ELECTION_ — November 07, 2017

Page 74 of 304

11/13/2017 05:26 PM

Total Number of Voters : 27,789 of 411,305 = 6.76%

Precincts Reporting 152 of 152 = 100.00%

Party	Candidate	Early		Election		Total	
Precinct 1152 (Ballots Cast: 94)							
STATE OF TEXAS PROPOSITION 7, Vote For 1							
	FOR	20	64.52%	41	68.33%	61	67.03%
	AGAINST	11	35.48%	19	31.67%	30	32.97%
	Cast Votes:	31	93.94%	60	98.36%	91	96.81%
	Over Votes:	0	0.00%	0	0.00%	0	0.00%
	Under Votes:	2	6.06%	1	1.64%	3	3.19%

Constitutional Amendment Election - PCT Report — Official

FORT BEND COUNTY, TEXAS — SPECIAL AND GENERAL ELECTION_ — November 07, 2017

Page 75 of 304

11/13/2017 05:26 PM

Total Number of Voters : 27,789 of 411,305 = 6.76%

Precincts Reporting 152 of 152 = 100.00%

Party	Candidate	Early		Election		Total	
Precinct 2016 (Ballots Cast: 117)							
STATE OF TEXAS PROPOSITION 1, Vote For 1							
	FOR	34	85.00%	66	88.00%	100	86.96%
	AGAINST	6	15.00%	9	12.00%	15	13.04%
	Cast Votes:	40	97.56%	75	98.68%	115	98.29%
	Over Votes:	0	0.00%	0	0.00%	0	0.00%
	Under Votes:	1	2.44%	1	1.32%	2	1.71%
STATE OF TEXAS PROPOSITION 2, Vote For 1							
	FOR	30	75.00%	58	78.38%	88	77.19%
	AGAINST	10	25.00%	16	21.62%	26	22.81%
	Cast Votes:	40	97.56%	74	97.37%	114	97.44%
	Over Votes:	0	0.00%	0	0.00%	0	0.00%
	Under Votes:	1	2.44%	2	2.63%	3	2.56%
STATE OF TEXAS PROPOSITION 3, Vote For 1							
	FOR	39	97.50%	64	86.49%	103	90.35%
	AGAINST	1	2.50%	10	13.51%	11	9.65%
	Cast Votes:	40	97.56%	74	97.37%	114	97.44%
	Over Votes:	0	0.00%	0	0.00%	0	0.00%
	Under Votes:	1	2.44%	2	2.63%	3	2.56%
STATE OF TEXAS PROPOSITION 4, Vote For 1							
	FOR	28	70.00%	54	72.00%	82	71.30%
	AGAINST	12	30.00%	21	28.00%	33	28.70%
	Cast Votes:	40	97.56%	75	98.68%	115	98.29%
	Over Votes:	0	0.00%	0	0.00%	0	0.00%
	Under Votes:	1	2.44%	1	1.32%	2	1.71%
STATE OF TEXAS PROPOSITION 5, Vote For 1							
	FOR	29	72.50%	46	61.33%	75	65.22%
	AGAINST	11	27.50%	29	38.67%	40	34.78%
	Cast Votes:	40	97.56%	75	98.68%	115	98.29%
	Over Votes:	0	0.00%	0	0.00%	0	0.00%
	Under Votes:	1	2.44%	1	1.32%	2	1.71%
STATE OF TEXAS PROPOSITION 6, Vote For 1							
	FOR	37	92.50%	61	81.33%	98	85.22%
	AGAINST	3	7.50%	14	18.67%	17	14.78%
	Cast Votes:	40	97.56%	75	98.68%	115	98.29%
	Over Votes:	0	0.00%	0	0.00%	0	0.00%
	Under Votes:	1	2.44%	1	1.32%	2	1.71%

Constitutional Amendment Election - PCT Report — Official
FORT BEND COUNTY, TEXAS — SPECIAL AND GENERAL ELECTION_ — November 07, 2017

Page 76 of 304

11/13/2017 05:26 PM

Total Number of Voters : 27,789 of 411,305 = 6.76%

Precincts Reporting 152 of 152 = 100.00%

Party	Candidate	Early		Election		Total	
Precinct 2016 (Ballots Cast: 117)							
STATE OF TEXAS PROPOSITION 7, Vote For 1							
	FOR	33	82.50%	39	53.42%	72	63.72%
	AGAINST	7	17.50%	34	46.58%	41	36.28%
	Cast Votes:	40	97.56%	73	96.05%	113	96.58%
	Over Votes:	0	0.00%	0	0.00%	0	0.00%
	Under Votes:	1	2.44%	3	3.95%	4	3.42%

Constitutional Amendment Election - PCT Report — Official
FORT BEND COUNTY, TEXAS — SPECIAL AND GENERAL ELECTION_ — November 07, 2017

Page 77 of 304

11/13/2017 05:26 PM

Total Number of Voters : 27,789 of 411,305 = 6.76%

Precincts Reporting 152 of 152 = 100.00%

Party	Candidate	Early		Election		Total	
Precinct 2017 (Ballots Cast: 240)							
STATE OF TEXAS PROPOSITION 1, Vote For 1							
	FOR	107	89.92%	103	89.57%	210	89.74%
	AGAINST	12	10.08%	12	10.43%	24	10.26%
	Cast Votes:	119	96.75%	115	98.29%	234	97.50%
	Over Votes:	0	0.00%	0	0.00%	0	0.00%
	Under Votes:	4	3.25%	2	1.71%	6	2.50%
STATE OF TEXAS PROPOSITION 2, Vote For 1							
	FOR	100	84.03%	94	82.46%	194	83.26%
	AGAINST	19	15.97%	20	17.54%	39	16.74%
	Cast Votes:	119	96.75%	114	97.44%	233	97.08%
	Over Votes:	0	0.00%	0	0.00%	0	0.00%
	Under Votes:	4	3.25%	3	2.56%	7	2.92%
STATE OF TEXAS PROPOSITION 3, Vote For 1							
	FOR	103	84.43%	92	82.14%	195	83.33%
	AGAINST	19	15.57%	20	17.86%	39	16.67%
	Cast Votes:	122	99.19%	112	95.73%	234	97.50%
	Over Votes:	0	0.00%	0	0.00%	0	0.00%
	Under Votes:	1	0.81%	5	4.27%	6	2.50%
STATE OF TEXAS PROPOSITION 4, Vote For 1							
	FOR	98	83.76%	89	78.07%	187	80.95%
	AGAINST	19	16.24%	25	21.93%	44	19.05%
	Cast Votes:	117	95.12%	114	97.44%	231	96.25%
	Over Votes:	0	0.00%	0	0.00%	0	0.00%
	Under Votes:	6	4.88%	3	2.56%	9	3.75%
STATE OF TEXAS PROPOSITION 5, Vote For 1							
	FOR	88	75.86%	86	76.79%	174	76.32%
	AGAINST	28	24.14%	26	23.21%	54	23.68%
	Cast Votes:	116	94.31%	112	95.73%	228	95.00%
	Over Votes:	0	0.00%	0	0.00%	0	0.00%
	Under Votes:	7	5.69%	5	4.27%	12	5.00%
STATE OF TEXAS PROPOSITION 6, Vote For 1							
	FOR	103	85.12%	97	86.61%	200	85.84%
	AGAINST	18	14.88%	15	13.39%	33	14.16%
	Cast Votes:	121	98.37%	112	95.73%	233	97.08%
	Over Votes:	0	0.00%	0	0.00%	0	0.00%
	Under Votes:	2	1.63%	5	4.27%	7	2.92%

Constitutional Amendment Election - PCT Report — Official
FORT BEND COUNTY, TEXAS — SPECIAL AND GENERAL ELECTION_ — November 07, 2017

Page 78 of 304

11/13/2017 05:26 PM

Total Number of Voters : 27,789 of 411,305 = 6.76%

Precincts Reporting 152 of 152 = 100.00%

Party	Candidate	Early		Election		Total	
Precinct 2017 (Ballots Cast: 240)							
STATE OF TEXAS PROPOSITION 7, Vote For 1							
	FOR	95	79.83%	88	78.57%	183	79.22%
	AGAINST	24	20.17%	24	21.43%	48	20.78%
	Cast Votes:	119	96.75%	112	95.73%	231	96.25%
	Over Votes:	0	0.00%	0	0.00%	0	0.00%
	Under Votes:	4	3.25%	5	4.27%	9	3.75%

Constitutional Amendment Election - PCT Report — Official

FORT BEND COUNTY, TEXAS — SPECIAL AND GENERAL ELECTION_ — November 07, 2017

Page 79 of 304

11/13/2017 05:26 PM

Total Number of Voters : 27,789 of 411,305 = 6.76%

Precincts Reporting 152 of 152 = 100.00%

Party	Candidate	Early		Election		Total	
Precinct 2022 (Ballots Cast: 240)							
STATE OF TEXAS PROPOSITION 1, Vote For 1							
	FOR	108	90.76%	105	89.74%	213	90.25%
	AGAINST	11	9.24%	12	10.26%	23	9.75%
	Cast Votes:	119	97.54%	117	99.15%	236	98.33%
	Over Votes:	0	0.00%	0	0.00%	0	0.00%
	Under Votes:	3	2.46%	1	0.85%	4	1.67%
STATE OF TEXAS PROPOSITION 2, Vote For 1							
	FOR	69	58.97%	73	64.60%	142	61.74%
	AGAINST	48	41.03%	40	35.40%	88	38.26%
	Cast Votes:	117	95.90%	113	95.76%	230	95.83%
	Over Votes:	0	0.00%	0	0.00%	0	0.00%
	Under Votes:	5	4.10%	5	4.24%	10	4.17%
STATE OF TEXAS PROPOSITION 3, Vote For 1							
	FOR	96	83.48%	89	75.42%	185	79.40%
	AGAINST	19	16.52%	29	24.58%	48	20.60%
	Cast Votes:	115	94.26%	118	100.00%	233	97.08%
	Over Votes:	0	0.00%	0	0.00%	0	0.00%
	Under Votes:	7	5.74%	0	0.00%	7	2.92%
STATE OF TEXAS PROPOSITION 4, Vote For 1							
	FOR	80	70.18%	70	60.87%	150	65.50%
	AGAINST	34	29.82%	45	39.13%	79	34.50%
	Cast Votes:	114	93.44%	115	97.46%	229	95.42%
	Over Votes:	0	0.00%	0	0.00%	0	0.00%
	Under Votes:	8	6.56%	3	2.54%	11	4.58%
STATE OF TEXAS PROPOSITION 5, Vote For 1							
	FOR	67	56.78%	79	68.70%	146	62.66%
	AGAINST	51	43.22%	36	31.30%	87	37.34%
	Cast Votes:	118	96.72%	115	97.46%	233	97.08%
	Over Votes:	0	0.00%	0	0.00%	0	0.00%
	Under Votes:	4	3.28%	3	2.54%	7	2.92%
STATE OF TEXAS PROPOSITION 6, Vote For 1							
	FOR	94	79.66%	102	87.18%	196	83.40%
	AGAINST	24	20.34%	15	12.82%	39	16.60%
	Cast Votes:	118	96.72%	117	99.15%	235	97.92%
	Over Votes:	0	0.00%	0	0.00%	0	0.00%
	Under Votes:	4	3.28%	1	0.85%	5	2.08%

Constitutional Amendment Election - PCT Report — Official
FORT BEND COUNTY, TEXAS — SPECIAL AND GENERAL ELECTION_ — November 07, 2017

Page 80 of 304

11/13/2017 05:26 PM

Total Number of Voters : 27,789 of 411,305 = 6.76%

Precincts Reporting 152 of 152 = 100.00%

Party	Candidate	Early		Election		Total	
Precinct 2022 (Ballots Cast: 240)							
STATE OF TEXAS PROPOSITION 7, Vote For 1							
	FOR	72	61.54%	84	73.68%	156	67.53%
	AGAINST	45	38.46%	30	26.32%	75	32.47%
	Cast Votes:	117	95.90%	114	96.61%	231	96.25%
	Over Votes:	0	0.00%	0	0.00%	0	0.00%
	Under Votes:	5	4.10%	4	3.39%	9	3.75%

Constitutional Amendment Election - PCT Report — Official

FORT BEND COUNTY, TEXAS — SPECIAL AND GENERAL ELECTION_ — November 07, 2017

Page 81 of 304

11/13/2017 05:26 PM

Total Number of Voters : 27,789 of 411,305 = 6.76%

Precincts Reporting 152 of 152 = 100.00%

Party	Candidate	Early		Election		Total	
Precinct 2023 (Ballots Cast: 142)							
STATE OF TEXAS PROPOSITION 1, Vote For 1							
	FOR	38	80.85%	81	88.04%	119	85.61%
	AGAINST	9	19.15%	11	11.96%	20	14.39%
	Cast Votes:	47	97.92%	92	97.87%	139	97.89%
	Over Votes:	0	0.00%	0	0.00%	0	0.00%
	Under Votes:	1	2.08%	2	2.13%	3	2.11%
STATE OF TEXAS PROPOSITION 2, Vote For 1							
	FOR	33	68.75%	80	88.89%	113	81.88%
	AGAINST	15	31.25%	10	11.11%	25	18.12%
	Cast Votes:	48	100.00%	90	95.74%	138	97.18%
	Over Votes:	0	0.00%	0	0.00%	0	0.00%
	Under Votes:	0	0.00%	4	4.26%	4	2.82%
STATE OF TEXAS PROPOSITION 3, Vote For 1							
	FOR	38	80.85%	80	88.89%	118	86.13%
	AGAINST	9	19.15%	10	11.11%	19	13.87%
	Cast Votes:	47	97.92%	90	95.74%	137	96.48%
	Over Votes:	0	0.00%	0	0.00%	0	0.00%
	Under Votes:	1	2.08%	4	4.26%	5	3.52%
STATE OF TEXAS PROPOSITION 4, Vote For 1							
	FOR	36	78.26%	76	83.52%	112	81.75%
	AGAINST	10	21.74%	15	16.48%	25	18.25%
	Cast Votes:	46	95.83%	91	96.81%	137	96.48%
	Over Votes:	0	0.00%	0	0.00%	0	0.00%
	Under Votes:	2	4.17%	3	3.19%	5	3.52%
STATE OF TEXAS PROPOSITION 5, Vote For 1							
	FOR	30	65.22%	66	73.33%	96	70.59%
	AGAINST	16	34.78%	24	26.67%	40	29.41%
	Cast Votes:	46	95.83%	90	95.74%	136	95.77%
	Over Votes:	0	0.00%	0	0.00%	0	0.00%
	Under Votes:	2	4.17%	4	4.26%	6	4.23%
STATE OF TEXAS PROPOSITION 6, Vote For 1							
	FOR	35	76.09%	81	89.01%	116	84.67%
	AGAINST	11	23.91%	10	10.99%	21	15.33%
	Cast Votes:	46	95.83%	91	96.81%	137	96.48%
	Over Votes:	0	0.00%	0	0.00%	0	0.00%
	Under Votes:	2	4.17%	3	3.19%	5	3.52%

Constitutional Amendment Election - PCT Report — Official
FORT BEND COUNTY, TEXAS — SPECIAL AND GENERAL ELECTION_ — November 07, 2017

Page 82 of 304

11/13/2017 05:26 PM

Total Number of Voters : 27,789 of 411,305 = 6.76%

Precincts Reporting 152 of 152 = 100.00%

Party	Candidate	Early		Election		Total	
Precinct 2023 (Ballots Cast: 142)							
STATE OF TEXAS PROPOSITION 7, Vote For 1							
	FOR	25	54.35%	64	73.56%	89	66.92%
	AGAINST	21	45.65%	23	26.44%	44	33.08%
	Cast Votes:	46	95.83%	87	92.55%	133	93.66%
	Over Votes:	0	0.00%	0	0.00%	0	0.00%
	Under Votes:	2	4.17%	7	7.45%	9	6.34%

Constitutional Amendment Election - PCT Report — Official

FORT BEND COUNTY, TEXAS — SPECIAL AND GENERAL ELECTION_ — November 07, 2017

Page 83 of 304

11/13/2017 05:26 PM

Total Number of Voters : 27,789 of 411,305 = 6.76%

Precincts Reporting 152 of 152 = 100.00%

Party	Candidate	Early		Election		Total	
Precinct 2031 (Ballots Cast: 247)							
STATE OF TEXAS PROPOSITION 1, Vote For 1							
	FOR	73	83.91%	132	86.27%	205	85.42%
	AGAINST	14	16.09%	21	13.73%	35	14.58%
	Cast Votes:	87	100.00%	153	95.63%	240	97.17%
	Over Votes:	0	0.00%	0	0.00%	0	0.00%
	Under Votes:	0	0.00%	7	4.38%	7	2.83%
STATE OF TEXAS PROPOSITION 2, Vote For 1							
	FOR	66	76.74%	126	82.35%	192	80.33%
	AGAINST	20	23.26%	27	17.65%	47	19.67%
	Cast Votes:	86	98.85%	153	95.63%	239	96.76%
	Over Votes:	0	0.00%	0	0.00%	0	0.00%
	Under Votes:	1	1.15%	7	4.38%	8	3.24%
STATE OF TEXAS PROPOSITION 3, Vote For 1							
	FOR	74	86.05%	129	85.43%	203	85.65%
	AGAINST	12	13.95%	22	14.57%	34	14.35%
	Cast Votes:	86	98.85%	151	94.38%	237	95.95%
	Over Votes:	0	0.00%	0	0.00%	0	0.00%
	Under Votes:	1	1.15%	9	5.63%	10	4.05%
STATE OF TEXAS PROPOSITION 4, Vote For 1							
	FOR	67	79.76%	112	77.24%	179	78.17%
	AGAINST	17	20.24%	33	22.76%	50	21.83%
	Cast Votes:	84	96.55%	145	90.63%	229	92.71%
	Over Votes:	0	0.00%	0	0.00%	0	0.00%
	Under Votes:	3	3.45%	15	9.38%	18	7.29%
STATE OF TEXAS PROPOSITION 5, Vote For 1							
	FOR	64	75.29%	113	75.84%	177	75.64%
	AGAINST	21	24.71%	36	24.16%	57	24.36%
	Cast Votes:	85	97.70%	149	93.13%	234	94.74%
	Over Votes:	0	0.00%	0	0.00%	0	0.00%
	Under Votes:	2	2.30%	11	6.88%	13	5.26%
STATE OF TEXAS PROPOSITION 6, Vote For 1							
	FOR	75	89.29%	137	90.73%	212	90.21%
	AGAINST	9	10.71%	14	9.27%	23	9.79%
	Cast Votes:	84	96.55%	151	94.38%	235	95.14%
	Over Votes:	0	0.00%	0	0.00%	0	0.00%
	Under Votes:	3	3.45%	9	5.63%	12	4.86%

Constitutional Amendment Election - PCT Report — Official
FORT BEND COUNTY, TEXAS — SPECIAL AND GENERAL ELECTION_ — November 07, 2017

Page 84 of 304

11/13/2017 05:26 PM

Total Number of Voters : 27,789 of 411,305 = 6.76%

Precincts Reporting 152 of 152 = 100.00%

Party	Candidate	Early		Election		Total	
Precinct 2031 (Ballots Cast: 247)							
STATE OF TEXAS PROPOSITION 7, Vote For 1							
	FOR	65	77.38%	109	73.15%	174	74.68%
	AGAINST	19	22.62%	40	26.85%	59	25.32%
	Cast Votes:	84	96.55%	149	93.13%	233	94.33%
	Over Votes:	0	0.00%	0	0.00%	0	0.00%
	Under Votes:	3	3.45%	11	6.88%	14	5.67%

Constitutional Amendment Election - PCT Report — Official

FORT BEND COUNTY, TEXAS — SPECIAL AND GENERAL ELECTION_ — November 07, 2017

Page 85 of 304

11/13/2017 05:26 PM

Total Number of Voters : 27,789 of 411,305 = 6.76%

Precincts Reporting 152 of 152 = 100.00%

Party	Candidate	Early		Election		Total	
Precinct 2033 (Ballots Cast: 96)							
STATE OF TEXAS PROPOSITION 1, Vote For 1							
	FOR	27	84.38%	60	93.75%	87	90.63%
	AGAINST	5	15.63%	4	6.25%	9	9.38%
	Cast Votes:	32	100.00%	64	100.00%	96	100.00%
	Over Votes:	0	0.00%	0	0.00%	0	0.00%
	Under Votes:	0	0.00%	0	0.00%	0	0.00%
STATE OF TEXAS PROPOSITION 2, Vote For 1							
	FOR	25	78.13%	45	71.43%	70	73.68%
	AGAINST	7	21.88%	18	28.57%	25	26.32%
	Cast Votes:	32	100.00%	63	98.44%	95	98.96%
	Over Votes:	0	0.00%	0	0.00%	0	0.00%
	Under Votes:	0	0.00%	1	1.56%	1	1.04%
STATE OF TEXAS PROPOSITION 3, Vote For 1							
	FOR	27	84.38%	50	79.37%	77	81.05%
	AGAINST	5	15.63%	13	20.63%	18	18.95%
	Cast Votes:	32	100.00%	63	98.44%	95	98.96%
	Over Votes:	0	0.00%	0	0.00%	0	0.00%
	Under Votes:	0	0.00%	1	1.56%	1	1.04%
STATE OF TEXAS PROPOSITION 4, Vote For 1							
	FOR	21	65.63%	39	61.90%	60	63.16%
	AGAINST	11	34.38%	24	38.10%	35	36.84%
	Cast Votes:	32	100.00%	63	98.44%	95	98.96%
	Over Votes:	0	0.00%	0	0.00%	0	0.00%
	Under Votes:	0	0.00%	1	1.56%	1	1.04%
STATE OF TEXAS PROPOSITION 5, Vote For 1							
	FOR	17	54.84%	44	72.13%	61	66.30%
	AGAINST	14	45.16%	17	27.87%	31	33.70%
	Cast Votes:	31	96.88%	61	95.31%	92	95.83%
	Over Votes:	0	0.00%	0	0.00%	0	0.00%
	Under Votes:	1	3.13%	3	4.69%	4	4.17%
STATE OF TEXAS PROPOSITION 6, Vote For 1							
	FOR	25	78.13%	62	96.88%	87	90.63%
	AGAINST	7	21.88%	2	3.13%	9	9.38%
	Cast Votes:	32	100.00%	64	100.00%	96	100.00%
	Over Votes:	0	0.00%	0	0.00%	0	0.00%
	Under Votes:	0	0.00%	0	0.00%	0	0.00%

Constitutional Amendment Election - PCT Report — Official
FORT BEND COUNTY, TEXAS — SPECIAL AND GENERAL ELECTION_ — November 07, 2017

Page 86 of 304

11/13/2017 05:26 PM

Total Number of Voters : 27,789 of 411,305 = 6.76%

Precincts Reporting 152 of 152 = 100.00%

Party	Candidate	Early		Election		Total	
Precinct 2033 (Ballots Cast: 96)							
STATE OF TEXAS PROPOSITION 7, Vote For 1							
	FOR	24	75.00%	48	76.19%	72	75.79%
	AGAINST	8	25.00%	15	23.81%	23	24.21%
	Cast Votes:	32	100.00%	63	98.44%	95	98.96%
	Over Votes:	0	0.00%	0	0.00%	0	0.00%
	Under Votes:	0	0.00%	1	1.56%	1	1.04%

Constitutional Amendment Election - PCT Report — Official

FORT BEND COUNTY, TEXAS — SPECIAL AND GENERAL ELECTION_ — November 07, 2017

Page 87 of 304

11/13/2017 05:26 PM

Total Number of Voters : 27,789 of 411,305 = 6.76%

Precincts Reporting 152 of 152 = 100.00%

Party	Candidate	Early		Election		Total	
Precinct 2034 (Ballots Cast: 200)							
STATE OF TEXAS PROPOSITION 1, Vote For 1							
	FOR	49	87.50%	124	87.94%	173	87.82%
	AGAINST	7	12.50%	17	12.06%	24	12.18%
	Cast Votes:	56	98.25%	141	98.60%	197	98.50%
	Over Votes:	0	0.00%	0	0.00%	0	0.00%
	Under Votes:	1	1.75%	2	1.40%	3	1.50%
STATE OF TEXAS PROPOSITION 2, Vote For 1							
	FOR	43	78.18%	120	84.51%	163	82.74%
	AGAINST	12	21.82%	22	15.49%	34	17.26%
	Cast Votes:	55	96.49%	142	99.30%	197	98.50%
	Over Votes:	0	0.00%	0	0.00%	0	0.00%
	Under Votes:	2	3.51%	1	0.70%	3	1.50%
STATE OF TEXAS PROPOSITION 3, Vote For 1							
	FOR	43	79.63%	123	87.23%	166	85.13%
	AGAINST	11	20.37%	18	12.77%	29	14.87%
	Cast Votes:	54	94.74%	141	98.60%	195	97.50%
	Over Votes:	0	0.00%	0	0.00%	0	0.00%
	Under Votes:	3	5.26%	2	1.40%	5	2.50%
STATE OF TEXAS PROPOSITION 4, Vote For 1							
	FOR	40	76.92%	103	74.10%	143	74.87%
	AGAINST	12	23.08%	36	25.90%	48	25.13%
	Cast Votes:	52	91.23%	139	97.20%	191	95.50%
	Over Votes:	0	0.00%	0	0.00%	0	0.00%
	Under Votes:	5	8.77%	4	2.80%	9	4.50%
STATE OF TEXAS PROPOSITION 5, Vote For 1							
	FOR	39	70.91%	97	69.29%	136	69.74%
	AGAINST	16	29.09%	43	30.71%	59	30.26%
	Cast Votes:	55	96.49%	140	97.90%	195	97.50%
	Over Votes:	0	0.00%	0	0.00%	0	0.00%
	Under Votes:	2	3.51%	3	2.10%	5	2.50%
STATE OF TEXAS PROPOSITION 6, Vote For 1							
	FOR	50	89.29%	129	90.85%	179	90.40%
	AGAINST	6	10.71%	13	9.15%	19	9.60%
	Cast Votes:	56	98.25%	142	99.30%	198	99.00%
	Over Votes:	0	0.00%	0	0.00%	0	0.00%
	Under Votes:	1	1.75%	1	0.70%	2	1.00%

Constitutional Amendment Election - PCT Report — Official
FORT BEND COUNTY, TEXAS — SPECIAL AND GENERAL ELECTION_ — November 07, 2017

Page 88 of 304

11/13/2017 05:26 PM

Total Number of Voters : 27,789 of 411,305 = 6.76%

Precincts Reporting 152 of 152 = 100.00%

Party	Candidate	Early		Election		Total	
Precinct 2034 (Ballots Cast: 200)							
STATE OF TEXAS PROPOSITION 7, Vote For 1							
	FOR	46	82.14%	93	65.49%	139	70.20%
	AGAINST	10	17.86%	49	34.51%	59	29.80%
	Cast Votes:	56	98.25%	142	99.30%	198	99.00%
	Over Votes:	0	0.00%	0	0.00%	0	0.00%
	Under Votes:	1	1.75%	1	0.70%	2	1.00%

Constitutional Amendment Election - PCT Report — Official

FORT BEND COUNTY, TEXAS — SPECIAL AND GENERAL ELECTION_ — November 07, 2017

Page 89 of 304

11/13/2017 05:26 PM

Total Number of Voters : 27,789 of 411,305 = 6.76%

Precincts Reporting 152 of 152 = 100.00%

Party	Candidate	Early		Election		Total	
Precinct 2036 (Ballots Cast: 94)							
STATE OF TEXAS PROPOSITION 1, Vote For 1							
	FOR	22	84.62%	59	88.06%	81	87.10%
	AGAINST	4	15.38%	8	11.94%	12	12.90%
	Cast Votes:	26	100.00%	67	98.53%	93	98.94%
	Over Votes:	0	0.00%	0	0.00%	0	0.00%
	Under Votes:	0	0.00%	1	1.47%	1	1.06%
STATE OF TEXAS PROPOSITION 2, Vote For 1							
	FOR	22	84.62%	61	91.04%	83	89.25%
	AGAINST	4	15.38%	6	8.96%	10	10.75%
	Cast Votes:	26	100.00%	67	98.53%	93	98.94%
	Over Votes:	0	0.00%	0	0.00%	0	0.00%
	Under Votes:	0	0.00%	1	1.47%	1	1.06%
STATE OF TEXAS PROPOSITION 3, Vote For 1							
	FOR	22	84.62%	56	88.89%	78	87.64%
	AGAINST	4	15.38%	7	11.11%	11	12.36%
	Cast Votes:	26	100.00%	63	92.65%	89	94.68%
	Over Votes:	0	0.00%	0	0.00%	0	0.00%
	Under Votes:	0	0.00%	5	7.35%	5	5.32%
STATE OF TEXAS PROPOSITION 4, Vote For 1							
	FOR	18	69.23%	54	90.00%	72	83.72%
	AGAINST	8	30.77%	6	10.00%	14	16.28%
	Cast Votes:	26	100.00%	60	88.24%	86	91.49%
	Over Votes:	0	0.00%	0	0.00%	0	0.00%
	Under Votes:	0	0.00%	8	11.76%	8	8.51%
STATE OF TEXAS PROPOSITION 5, Vote For 1							
	FOR	19	73.08%	48	77.42%	67	76.14%
	AGAINST	7	26.92%	14	22.58%	21	23.86%
	Cast Votes:	26	100.00%	62	91.18%	88	93.62%
	Over Votes:	0	0.00%	0	0.00%	0	0.00%
	Under Votes:	0	0.00%	6	8.82%	6	6.38%
STATE OF TEXAS PROPOSITION 6, Vote For 1							
	FOR	22	84.62%	55	83.33%	77	83.70%
	AGAINST	4	15.38%	11	16.67%	15	16.30%
	Cast Votes:	26	100.00%	66	97.06%	92	97.87%
	Over Votes:	0	0.00%	0	0.00%	0	0.00%
	Under Votes:	0	0.00%	2	2.94%	2	2.13%

Constitutional Amendment Election - PCT Report — Official
FORT BEND COUNTY, TEXAS — SPECIAL AND GENERAL ELECTION_ — November 07, 2017

Page 90 of 304

11/13/2017 05:26 PM

Total Number of Voters : 27,789 of 411,305 = 6.76%

Precincts Reporting 152 of 152 = 100.00%

Party	Candidate	Early		Election		Total	
Precinct 2036 (Ballots Cast: 94)							
STATE OF TEXAS PROPOSITION 7, Vote For 1							
	FOR	15	60.00%	50	79.37%	65	73.86%
	AGAINST	10	40.00%	13	20.63%	23	26.14%
	Cast Votes:	25	96.15%	63	92.65%	88	93.62%
	Over Votes:	0	0.00%	0	0.00%	0	0.00%
	Under Votes:	1	3.85%	5	7.35%	6	6.38%

Constitutional Amendment Election - PCT Report — Official

FORT BEND COUNTY, TEXAS — SPECIAL AND GENERAL ELECTION_ — November 07, 2017

Page 91 of 304

11/13/2017 05:26 PM

Total Number of Voters : 27,789 of 411,305 = 6.76%

Precincts Reporting 152 of 152 = 100.00%

Party	Candidate	Early		Election		Total	
Precinct 2043 (Ballots Cast: 22)							
STATE OF TEXAS PROPOSITION 1, Vote For 1							
	FOR	7	100.00%	15	100.00%	22	100.00%
	AGAINST	0	0.00%	0	0.00%	0	0.00%
	Cast Votes:	7	100.00%	15	100.00%	22	100.00%
	Over Votes:	0	0.00%	0	0.00%	0	0.00%
	Under Votes:	0	0.00%	0	0.00%	0	0.00%
STATE OF TEXAS PROPOSITION 2, Vote For 1							
	FOR	6	85.71%	12	80.00%	18	81.82%
	AGAINST	1	14.29%	3	20.00%	4	18.18%
	Cast Votes:	7	100.00%	15	100.00%	22	100.00%
	Over Votes:	0	0.00%	0	0.00%	0	0.00%
	Under Votes:	0	0.00%	0	0.00%	0	0.00%
STATE OF TEXAS PROPOSITION 3, Vote For 1							
	FOR	6	85.71%	13	86.67%	19	86.36%
	AGAINST	1	14.29%	2	13.33%	3	13.64%
	Cast Votes:	7	100.00%	15	100.00%	22	100.00%
	Over Votes:	0	0.00%	0	0.00%	0	0.00%
	Under Votes:	0	0.00%	0	0.00%	0	0.00%
STATE OF TEXAS PROPOSITION 4, Vote For 1							
	FOR	6	85.71%	10	71.43%	16	76.19%
	AGAINST	1	14.29%	4	28.57%	5	23.81%
	Cast Votes:	7	100.00%	14	93.33%	21	95.45%
	Over Votes:	0	0.00%	0	0.00%	0	0.00%
	Under Votes:	0	0.00%	1	6.67%	1	4.55%
STATE OF TEXAS PROPOSITION 5, Vote For 1							
	FOR	5	71.43%	12	80.00%	17	77.27%
	AGAINST	2	28.57%	3	20.00%	5	22.73%
	Cast Votes:	7	100.00%	15	100.00%	22	100.00%
	Over Votes:	0	0.00%	0	0.00%	0	0.00%
	Under Votes:	0	0.00%	0	0.00%	0	0.00%
STATE OF TEXAS PROPOSITION 6, Vote For 1							
	FOR	7	100.00%	14	93.33%	21	95.45%
	AGAINST	0	0.00%	1	6.67%	1	4.55%
	Cast Votes:	7	100.00%	15	100.00%	22	100.00%
	Over Votes:	0	0.00%	0	0.00%	0	0.00%
	Under Votes:	0	0.00%	0	0.00%	0	0.00%

Constitutional Amendment Election - PCT Report — Official
FORT BEND COUNTY, TEXAS — SPECIAL AND GENERAL ELECTION_ — November 07, 2017

Page 92 of 304

11/13/2017 05:26 PM

Total Number of Voters : 27,789 of 411,305 = 6.76%

Precincts Reporting 152 of 152 = 100.00%

Party	Candidate	Early		Election		Total	
Precinct 2043 (Ballots Cast: 22)							
STATE OF TEXAS PROPOSITION 7, Vote For 1							
	FOR	4	57.14%	10	71.43%	14	66.67%
	AGAINST	3	42.86%	4	28.57%	7	33.33%
	Cast Votes:	7	100.00%	14	93.33%	21	95.45%
	Over Votes:	0	0.00%	0	0.00%	0	0.00%
	Under Votes:	0	0.00%	1	6.67%	1	4.55%

Constitutional Amendment Election - PCT Report — Official

FORT BEND COUNTY, TEXAS — SPECIAL AND GENERAL ELECTION_ — November 07, 2017

Page 93 of 304

11/13/2017 05:26 PM

Total Number of Voters : 27,789 of 411,305 = 6.76%

Precincts Reporting 152 of 152 = 100.00%

Party	Candidate	Early		Election		Total	
Precinct 2050 (Ballots Cast: 233)							
STATE OF TEXAS PROPOSITION 1, Vote For 1							
	FOR	59	85.51%	143	89.94%	202	88.60%
	AGAINST	10	14.49%	16	10.06%	26	11.40%
	Cast Votes:	69	100.00%	159	96.95%	228	97.85%
	Over Votes:	0	0.00%	0	0.00%	0	0.00%
	Under Votes:	0	0.00%	5	3.05%	5	2.15%
STATE OF TEXAS PROPOSITION 2, Vote For 1							
	FOR	54	79.41%	131	81.37%	185	80.79%
	AGAINST	14	20.59%	30	18.63%	44	19.21%
	Cast Votes:	68	98.55%	161	98.17%	229	98.28%
	Over Votes:	0	0.00%	0	0.00%	0	0.00%
	Under Votes:	1	1.45%	3	1.83%	4	1.72%
STATE OF TEXAS PROPOSITION 3, Vote For 1							
	FOR	62	92.54%	130	83.87%	192	86.49%
	AGAINST	5	7.46%	25	16.13%	30	13.51%
	Cast Votes:	67	97.10%	155	94.51%	222	95.28%
	Over Votes:	0	0.00%	0	0.00%	0	0.00%
	Under Votes:	2	2.90%	9	5.49%	11	4.72%
STATE OF TEXAS PROPOSITION 4, Vote For 1							
	FOR	50	74.63%	128	81.53%	178	79.46%
	AGAINST	17	25.37%	29	18.47%	46	20.54%
	Cast Votes:	67	97.10%	157	95.73%	224	96.14%
	Over Votes:	0	0.00%	0	0.00%	0	0.00%
	Under Votes:	2	2.90%	7	4.27%	9	3.86%
STATE OF TEXAS PROPOSITION 5, Vote For 1							
	FOR	42	65.63%	101	64.33%	143	64.71%
	AGAINST	22	34.38%	56	35.67%	78	35.29%
	Cast Votes:	64	92.75%	157	95.73%	221	94.85%
	Over Votes:	0	0.00%	0	0.00%	0	0.00%
	Under Votes:	5	7.25%	7	4.27%	12	5.15%
STATE OF TEXAS PROPOSITION 6, Vote For 1							
	FOR	59	88.06%	146	90.68%	205	89.91%
	AGAINST	8	11.94%	15	9.32%	23	10.09%
	Cast Votes:	67	97.10%	161	98.17%	228	97.85%
	Over Votes:	0	0.00%	0	0.00%	0	0.00%
	Under Votes:	2	2.90%	3	1.83%	5	2.15%

Constitutional Amendment Election - PCT Report — Official
FORT BEND COUNTY, TEXAS — SPECIAL AND GENERAL ELECTION_ — November 07, 2017

Page 94 of 304

11/13/2017 05:26 PM

Total Number of Voters : 27,789 of 411,305 = 6.76%

Precincts Reporting 152 of 152 = 100.00%

Party	Candidate	Early		Election		Total	
Precinct 2050 (Ballots Cast: 233)							
STATE OF TEXAS PROPOSITION 7, Vote For 1							
	FOR	52	77.61%	117	74.52%	169	75.45%
	AGAINST	15	22.39%	40	25.48%	55	24.55%
	Cast Votes:	67	97.10%	157	95.73%	224	96.14%
	Over Votes:	0	0.00%	0	0.00%	0	0.00%
	Under Votes:	2	2.90%	7	4.27%	9	3.86%

Constitutional Amendment Election - PCT Report — Official

FORT BEND COUNTY, TEXAS — SPECIAL AND GENERAL ELECTION_ — November 07, 2017

Page 95 of 304

11/13/2017 05:26 PM

Total Number of Voters : 27,789 of 411,305 = 6.76%

Precincts Reporting 152 of 152 = 100.00%

Party	Candidate	Early		Election		Total	
Precinct 2051 (Ballots Cast: 294)							
STATE OF TEXAS PROPOSITION 1, Vote For 1							
	FOR	144	91.14%	108	86.40%	252	89.05%
	AGAINST	14	8.86%	17	13.60%	31	10.95%
	Cast Votes:	158	97.53%	125	94.70%	283	96.26%
	Over Votes:	0	0.00%	0	0.00%	0	0.00%
	Under Votes:	4	2.47%	7	5.30%	11	3.74%
STATE OF TEXAS PROPOSITION 2, Vote For 1							
	FOR	136	86.62%	110	86.61%	246	86.62%
	AGAINST	21	13.38%	17	13.39%	38	13.38%
	Cast Votes:	157	96.91%	127	96.21%	284	96.60%
	Over Votes:	0	0.00%	0	0.00%	0	0.00%
	Under Votes:	5	3.09%	5	3.79%	10	3.40%
STATE OF TEXAS PROPOSITION 3, Vote For 1							
	FOR	131	85.06%	107	86.29%	238	85.61%
	AGAINST	23	14.94%	17	13.71%	40	14.39%
	Cast Votes:	154	95.06%	124	93.94%	278	94.56%
	Over Votes:	0	0.00%	0	0.00%	0	0.00%
	Under Votes:	8	4.94%	8	6.06%	16	5.44%
STATE OF TEXAS PROPOSITION 4, Vote For 1							
	FOR	121	78.06%	92	76.67%	213	77.45%
	AGAINST	34	21.94%	28	23.33%	62	22.55%
	Cast Votes:	155	95.68%	120	90.91%	275	93.54%
	Over Votes:	0	0.00%	0	0.00%	0	0.00%
	Under Votes:	7	4.32%	12	9.09%	19	6.46%
STATE OF TEXAS PROPOSITION 5, Vote For 1							
	FOR	111	73.03%	88	71.54%	199	72.36%
	AGAINST	41	26.97%	35	28.46%	76	27.64%
	Cast Votes:	152	93.83%	123	93.18%	275	93.54%
	Over Votes:	0	0.00%	0	0.00%	0	0.00%
	Under Votes:	10	6.17%	9	6.82%	19	6.46%
STATE OF TEXAS PROPOSITION 6, Vote For 1							
	FOR	143	89.94%	120	93.02%	263	91.32%
	AGAINST	16	10.06%	9	6.98%	25	8.68%
	Cast Votes:	159	98.15%	129	97.73%	288	97.96%
	Over Votes:	0	0.00%	0	0.00%	0	0.00%
	Under Votes:	3	1.85%	3	2.27%	6	2.04%

Constitutional Amendment Election - PCT Report — Official
FORT BEND COUNTY, TEXAS — SPECIAL AND GENERAL ELECTION_ — November 07, 2017

Page 96 of 304

11/13/2017 05:26 PM

Total Number of Voters : 27,789 of 411,305 = 6.76%

Precincts Reporting 152 of 152 = 100.00%

Party	Candidate	Early		Election		Total	
Precinct 2051 (Ballots Cast: 294)							
STATE OF TEXAS PROPOSITION 7, Vote For 1							
	FOR	117	74.52%	102	79.69%	219	76.84%
	AGAINST	40	25.48%	26	20.31%	66	23.16%
	Cast Votes:	157	96.91%	128	96.97%	285	96.94%
	Over Votes:	0	0.00%	0	0.00%	0	0.00%
	Under Votes:	5	3.09%	4	3.03%	9	3.06%

Constitutional Amendment Election - PCT Report — Official

FORT BEND COUNTY, TEXAS — SPECIAL AND GENERAL ELECTION_ — November 07, 2017

Page 97 of 304

11/13/2017 05:26 PM

Total Number of Voters : 27,789 of 411,305 = 6.76%

Precincts Reporting 152 of 152 = 100.00%

Party	Candidate	Early		Election		Total	
Precinct 2052 (Ballots Cast: 198)							
STATE OF TEXAS PROPOSITION 1, Vote For 1							
	FOR	93	90.29%	81	88.04%	174	89.23%
	AGAINST	10	9.71%	11	11.96%	21	10.77%
	Cast Votes:	103	99.04%	92	97.87%	195	98.48%
	Over Votes:	0	0.00%	0	0.00%	0	0.00%
	Under Votes:	1	0.96%	2	2.13%	3	1.52%
STATE OF TEXAS PROPOSITION 2, Vote For 1							
	FOR	88	86.27%	75	81.52%	163	84.02%
	AGAINST	14	13.73%	17	18.48%	31	15.98%
	Cast Votes:	102	98.08%	92	97.87%	194	97.98%
	Over Votes:	0	0.00%	0	0.00%	0	0.00%
	Under Votes:	2	1.92%	2	2.13%	4	2.02%
STATE OF TEXAS PROPOSITION 3, Vote For 1							
	FOR	85	84.16%	81	88.04%	166	86.01%
	AGAINST	16	15.84%	11	11.96%	27	13.99%
	Cast Votes:	101	97.12%	92	97.87%	193	97.47%
	Over Votes:	0	0.00%	0	0.00%	0	0.00%
	Under Votes:	3	2.88%	2	2.13%	5	2.53%
STATE OF TEXAS PROPOSITION 4, Vote For 1							
	FOR	74	74.75%	74	81.32%	148	77.89%
	AGAINST	25	25.25%	17	18.68%	42	22.11%
	Cast Votes:	99	95.19%	91	96.81%	190	95.96%
	Over Votes:	0	0.00%	0	0.00%	0	0.00%
	Under Votes:	5	4.81%	3	3.19%	8	4.04%
STATE OF TEXAS PROPOSITION 5, Vote For 1							
	FOR	69	68.32%	63	70.79%	132	69.47%
	AGAINST	32	31.68%	26	29.21%	58	30.53%
	Cast Votes:	101	97.12%	89	94.68%	190	95.96%
	Over Votes:	0	0.00%	0	0.00%	0	0.00%
	Under Votes:	3	2.88%	5	5.32%	8	4.04%
STATE OF TEXAS PROPOSITION 6, Vote For 1							
	FOR	92	92.93%	80	87.91%	172	90.53%
	AGAINST	7	7.07%	11	12.09%	18	9.47%
	Cast Votes:	99	95.19%	91	96.81%	190	95.96%
	Over Votes:	0	0.00%	0	0.00%	0	0.00%
	Under Votes:	5	4.81%	3	3.19%	8	4.04%

Constitutional Amendment Election - PCT Report — Official
FORT BEND COUNTY, TEXAS — SPECIAL AND GENERAL ELECTION_ — November 07, 2017

Page 98 of 304

11/13/2017 05:26 PM

Total Number of Voters : 27,789 of 411,305 = 6.76%

Precincts Reporting 152 of 152 = 100.00%

Party	Candidate	Early		Election		Total	
Precinct 2052 (Ballots Cast: 198)							
STATE OF TEXAS PROPOSITION 7, Vote For 1							
	FOR	67	67.68%	70	77.78%	137	72.49%
	AGAINST	32	32.32%	20	22.22%	52	27.51%
	Cast Votes:	99	95.19%	90	95.74%	189	95.45%
	Over Votes:	0	0.00%	0	0.00%	0	0.00%
	Under Votes:	5	4.81%	4	4.26%	9	4.55%

Constitutional Amendment Election - PCT Report — Official

FORT BEND COUNTY, TEXAS — SPECIAL AND GENERAL ELECTION_ — November 07, 2017

Page 99 of 304

11/13/2017 05:26 PM

Total Number of Voters : 27,789 of 411,305 = 6.76%

Precincts Reporting 152 of 152 = 100.00%

Party	Candidate	Early		Election		Total	
Precinct 2055 (Ballots Cast: 68)							
STATE OF TEXAS PROPOSITION 1, Vote For 1							
	FOR	15	93.75%	41	83.67%	56	86.15%
	AGAINST	1	6.25%	8	16.33%	9	13.85%
	Cast Votes:	16	100.00%	49	94.23%	65	95.59%
	Over Votes:	0	0.00%	0	0.00%	0	0.00%
	Under Votes:	0	0.00%	3	5.77%	3	4.41%
STATE OF TEXAS PROPOSITION 2, Vote For 1							
	FOR	15	93.75%	37	75.51%	52	80.00%
	AGAINST	1	6.25%	12	24.49%	13	20.00%
	Cast Votes:	16	100.00%	49	94.23%	65	95.59%
	Over Votes:	0	0.00%	0	0.00%	0	0.00%
	Under Votes:	0	0.00%	3	5.77%	3	4.41%
STATE OF TEXAS PROPOSITION 3, Vote For 1							
	FOR	13	86.67%	42	84.00%	55	84.62%
	AGAINST	2	13.33%	8	16.00%	10	15.38%
	Cast Votes:	15	93.75%	50	96.15%	65	95.59%
	Over Votes:	0	0.00%	0	0.00%	0	0.00%
	Under Votes:	1	6.25%	2	3.85%	3	4.41%
STATE OF TEXAS PROPOSITION 4, Vote For 1							
	FOR	12	85.71%	34	69.39%	46	73.02%
	AGAINST	2	14.29%	15	30.61%	17	26.98%
	Cast Votes:	14	87.50%	49	94.23%	63	92.65%
	Over Votes:	0	0.00%	0	0.00%	0	0.00%
	Under Votes:	2	12.50%	3	5.77%	5	7.35%
STATE OF TEXAS PROPOSITION 5, Vote For 1							
	FOR	12	85.71%	29	59.18%	41	65.08%
	AGAINST	2	14.29%	20	40.82%	22	34.92%
	Cast Votes:	14	87.50%	49	94.23%	63	92.65%
	Over Votes:	0	0.00%	0	0.00%	0	0.00%
	Under Votes:	2	12.50%	3	5.77%	5	7.35%
STATE OF TEXAS PROPOSITION 6, Vote For 1							
	FOR	13	86.67%	43	87.76%	56	87.50%
	AGAINST	2	13.33%	6	12.24%	8	12.50%
	Cast Votes:	15	93.75%	49	94.23%	64	94.12%
	Over Votes:	0	0.00%	0	0.00%	0	0.00%
	Under Votes:	1	6.25%	3	5.77%	4	5.88%

Constitutional Amendment Election - PCT Report — Official
FORT BEND COUNTY, TEXAS — SPECIAL AND GENERAL ELECTION_ — November 07, 2017

Page 100 of 304

11/13/2017 05:26 PM

Total Number of Voters : 27,789 of 411,305 = 6.76%

Precincts Reporting 152 of 152 = 100.00%

Party	Candidate	Early		Election		Total	
Precinct 2055 (Ballots Cast: 68)							
STATE OF TEXAS PROPOSITION 7, Vote For 1							
	FOR	10	66.67%	40	80.00%	50	76.92%
	AGAINST	5	33.33%	10	20.00%	15	23.08%
	Cast Votes:	15	93.75%	50	96.15%	65	95.59%
	Over Votes:	0	0.00%	0	0.00%	0	0.00%
	Under Votes:	1	6.25%	2	3.85%	3	4.41%

Constitutional Amendment Election - PCT Report — Official

FORT BEND COUNTY, TEXAS — SPECIAL AND GENERAL ELECTION_ — November 07, 2017

Page 101 of 304

11/13/2017 05:26 PM

Total Number of Voters : 27,789 of 411,305 = 6.76%

Precincts Reporting 152 of 152 = 100.00%

Party	Candidate	Early		Election		Total	
Precinct 2056 (Ballots Cast: 27)							
STATE OF TEXAS PROPOSITION 1, Vote For 1							
	FOR	7	100.00%	14	77.78%	21	84.00%
	AGAINST	0	0.00%	4	22.22%	4	16.00%
	Cast Votes:	7	100.00%	18	90.00%	25	92.59%
	Over Votes:	0	0.00%	0	0.00%	0	0.00%
	Under Votes:	0	0.00%	2	10.00%	2	7.41%
STATE OF TEXAS PROPOSITION 2, Vote For 1							
	FOR	5	83.33%	14	70.00%	19	73.08%
	AGAINST	1	16.67%	6	30.00%	7	26.92%
	Cast Votes:	6	85.71%	20	100.00%	26	96.30%
	Over Votes:	0	0.00%	0	0.00%	0	0.00%
	Under Votes:	1	14.29%	0	0.00%	1	3.70%
STATE OF TEXAS PROPOSITION 3, Vote For 1							
	FOR	7	100.00%	18	90.00%	25	92.59%
	AGAINST	0	0.00%	2	10.00%	2	7.41%
	Cast Votes:	7	100.00%	20	100.00%	27	100.00%
	Over Votes:	0	0.00%	0	0.00%	0	0.00%
	Under Votes:	0	0.00%	0	0.00%	0	0.00%
STATE OF TEXAS PROPOSITION 4, Vote For 1							
	FOR	7	100.00%	15	75.00%	22	81.48%
	AGAINST	0	0.00%	5	25.00%	5	18.52%
	Cast Votes:	7	100.00%	20	100.00%	27	100.00%
	Over Votes:	0	0.00%	0	0.00%	0	0.00%
	Under Votes:	0	0.00%	0	0.00%	0	0.00%
STATE OF TEXAS PROPOSITION 5, Vote For 1							
	FOR	5	71.43%	8	42.11%	13	50.00%
	AGAINST	2	28.57%	11	57.89%	13	50.00%
	Cast Votes:	7	100.00%	19	95.00%	26	96.30%
	Over Votes:	0	0.00%	0	0.00%	0	0.00%
	Under Votes:	0	0.00%	1	5.00%	1	3.70%
STATE OF TEXAS PROPOSITION 6, Vote For 1							
	FOR	6	85.71%	15	75.00%	21	77.78%
	AGAINST	1	14.29%	5	25.00%	6	22.22%
	Cast Votes:	7	100.00%	20	100.00%	27	100.00%
	Over Votes:	0	0.00%	0	0.00%	0	0.00%
	Under Votes:	0	0.00%	0	0.00%	0	0.00%

Constitutional Amendment Election - PCT Report — Official
FORT BEND COUNTY, TEXAS — SPECIAL AND GENERAL ELECTION_ — November 07, 2017

Page 102 of 304

11/13/2017 05:26 PM

Total Number of Voters : 27,789 of 411,305 = 6.76%

Precincts Reporting 152 of 152 = 100.00%

Party	Candidate	Early		Election		Total	
Precinct 2056 (Ballots Cast: 27)							
STATE OF TEXAS PROPOSITION 7, Vote For 1							
	FOR	6	85.71%	9	45.00%	15	55.56%
	AGAINST	1	14.29%	11	55.00%	12	44.44%
	Cast Votes:	7	100.00%	20	100.00%	27	100.00%
	Over Votes:	0	0.00%	0	0.00%	0	0.00%
	Under Votes:	0	0.00%	0	0.00%	0	0.00%

Constitutional Amendment Election - PCT Report — Official

FORT BEND COUNTY, TEXAS — SPECIAL AND GENERAL ELECTION_ — November 07, 2017

Page 103 of 304

11/13/2017 05:26 PM

Total Number of Voters : 27,789 of 411,305 = 6.76%

Precincts Reporting 152 of 152 = 100.00%

Party	Candidate	Early		Election		Total	
Precinct 2059 (Ballots Cast: 225)							
STATE OF TEXAS PROPOSITION 1, Vote For 1							
	FOR	87	88.78%	105	87.50%	192	88.07%
	AGAINST	11	11.22%	15	12.50%	26	11.93%
	Cast Votes:	98	98.00%	120	96.00%	218	96.89%
	Over Votes:	0	0.00%	0	0.00%	0	0.00%
	Under Votes:	2	2.00%	5	4.00%	7	3.11%
STATE OF TEXAS PROPOSITION 2, Vote For 1							
	FOR	86	87.76%	100	84.03%	186	85.71%
	AGAINST	12	12.24%	19	15.97%	31	14.29%
	Cast Votes:	98	98.00%	119	95.20%	217	96.44%
	Over Votes:	0	0.00%	0	0.00%	0	0.00%
	Under Votes:	2	2.00%	6	4.80%	8	3.56%
STATE OF TEXAS PROPOSITION 3, Vote For 1							
	FOR	88	90.72%	106	88.33%	194	89.40%
	AGAINST	9	9.28%	14	11.67%	23	10.60%
	Cast Votes:	97	97.00%	120	96.00%	217	96.44%
	Over Votes:	0	0.00%	0	0.00%	0	0.00%
	Under Votes:	3	3.00%	5	4.00%	8	3.56%
STATE OF TEXAS PROPOSITION 4, Vote For 1							
	FOR	65	67.71%	83	70.94%	148	69.48%
	AGAINST	31	32.29%	34	29.06%	65	30.52%
	Cast Votes:	96	96.00%	117	93.60%	213	94.67%
	Over Votes:	0	0.00%	0	0.00%	0	0.00%
	Under Votes:	4	4.00%	8	6.40%	12	5.33%
STATE OF TEXAS PROPOSITION 5, Vote For 1							
	FOR	61	65.59%	73	61.86%	134	63.51%
	AGAINST	32	34.41%	45	38.14%	77	36.49%
	Cast Votes:	93	93.00%	118	94.40%	211	93.78%
	Over Votes:	0	0.00%	0	0.00%	0	0.00%
	Under Votes:	7	7.00%	7	5.60%	14	6.22%
STATE OF TEXAS PROPOSITION 6, Vote For 1							
	FOR	82	87.23%	108	90.76%	190	89.20%
	AGAINST	12	12.77%	11	9.24%	23	10.80%
	Cast Votes:	94	94.00%	119	95.20%	213	94.67%
	Over Votes:	0	0.00%	0	0.00%	0	0.00%
	Under Votes:	6	6.00%	6	4.80%	12	5.33%

Constitutional Amendment Election - PCT Report — Official
FORT BEND COUNTY, TEXAS — SPECIAL AND GENERAL ELECTION_ — November 07, 2017

Page 104 of 304

11/13/2017 05:26 PM

Total Number of Voters : 27,789 of 411,305 = 6.76%

Precincts Reporting 152 of 152 = 100.00%

Party	Candidate	Early		Election		Total	
Precinct 2059 (Ballots Cast: 225)							
STATE OF TEXAS PROPOSITION 7, Vote For 1							
	FOR	75	78.13%	89	74.79%	164	76.28%
	AGAINST	21	21.88%	30	25.21%	51	23.72%
	Cast Votes:	96	96.00%	119	95.20%	215	95.56%
	Over Votes:	0	0.00%	0	0.00%	0	0.00%
	Under Votes:	4	4.00%	6	4.80%	10	4.44%

Constitutional Amendment Election - PCT Report — Official

FORT BEND COUNTY, TEXAS — SPECIAL AND GENERAL ELECTION_ — November 07, 2017

Page 105 of 304

11/13/2017 05:26 PM

Total Number of Voters : 27,789 of 411,305 = 6.76%

Precincts Reporting 152 of 152 = 100.00%

Party	Candidate	Early		Election		Total	
Precinct 2060 (Ballots Cast: 118)							
STATE OF TEXAS PROPOSITION 1, Vote For 1							
	FOR	34	85.00%	65	90.28%	99	88.39%
	AGAINST	6	15.00%	7	9.72%	13	11.61%
	Cast Votes:	40	93.02%	72	96.00%	112	94.92%
	Over Votes:	0	0.00%	0	0.00%	0	0.00%
	Under Votes:	3	6.98%	3	4.00%	6	5.08%
STATE OF TEXAS PROPOSITION 2, Vote For 1							
	FOR	33	82.50%	55	76.39%	88	78.57%
	AGAINST	7	17.50%	17	23.61%	24	21.43%
	Cast Votes:	40	93.02%	72	96.00%	112	94.92%
	Over Votes:	0	0.00%	0	0.00%	0	0.00%
	Under Votes:	3	6.98%	3	4.00%	6	5.08%
STATE OF TEXAS PROPOSITION 3, Vote For 1							
	FOR	29	70.73%	60	83.33%	89	78.76%
	AGAINST	12	29.27%	12	16.67%	24	21.24%
	Cast Votes:	41	95.35%	72	96.00%	113	95.76%
	Over Votes:	0	0.00%	0	0.00%	0	0.00%
	Under Votes:	2	4.65%	3	4.00%	5	4.24%
STATE OF TEXAS PROPOSITION 4, Vote For 1							
	FOR	27	67.50%	46	64.79%	73	65.77%
	AGAINST	13	32.50%	25	35.21%	38	34.23%
	Cast Votes:	40	93.02%	71	94.67%	111	94.07%
	Over Votes:	0	0.00%	0	0.00%	0	0.00%
	Under Votes:	3	6.98%	4	5.33%	7	5.93%
STATE OF TEXAS PROPOSITION 5, Vote For 1							
	FOR	25	62.50%	43	61.43%	68	61.82%
	AGAINST	15	37.50%	27	38.57%	42	38.18%
	Cast Votes:	40	93.02%	70	93.33%	110	93.22%
	Over Votes:	0	0.00%	0	0.00%	0	0.00%
	Under Votes:	3	6.98%	5	6.67%	8	6.78%
STATE OF TEXAS PROPOSITION 6, Vote For 1							
	FOR	36	90.00%	63	87.50%	99	88.39%
	AGAINST	4	10.00%	9	12.50%	13	11.61%
	Cast Votes:	40	93.02%	72	96.00%	112	94.92%
	Over Votes:	0	0.00%	0	0.00%	0	0.00%
	Under Votes:	3	6.98%	3	4.00%	6	5.08%

Constitutional Amendment Election - PCT Report — Official
FORT BEND COUNTY, TEXAS — SPECIAL AND GENERAL ELECTION_ — November 07, 2017

Page 106 of 304

11/13/2017 05:26 PM

Total Number of Voters : 27,789 of 411,305 = 6.76%

Precincts Reporting 152 of 152 = 100.00%

Party	Candidate	Early		Election		Total	
Precinct 2060 (Ballots Cast: 118)							
STATE OF TEXAS PROPOSITION 7, Vote For 1							
	FOR	27	64.29%	56	77.78%	83	72.81%
	AGAINST	15	35.71%	16	22.22%	31	27.19%
	Cast Votes:	42	97.67%	72	96.00%	114	96.61%
	Over Votes:	0	0.00%	0	0.00%	0	0.00%
	Under Votes:	1	2.33%	3	4.00%	4	3.39%

Constitutional Amendment Election - PCT Report — Official

FORT BEND COUNTY, TEXAS — SPECIAL AND GENERAL ELECTION_ — November 07, 2017

Page 107 of 304

11/13/2017 05:26 PM

Total Number of Voters : 27,789 of 411,305 = 6.76%

Precincts Reporting 152 of 152 = 100.00%

Party	Candidate	Early		Election		Total	
Precinct 2061 (Ballots Cast: 275)							
STATE OF TEXAS PROPOSITION 1, Vote For 1							
	FOR	83	93.26%	156	87.64%	239	89.51%
	AGAINST	6	6.74%	22	12.36%	28	10.49%
	Cast Votes:	89	98.89%	178	96.22%	267	97.09%
	Over Votes:	0	0.00%	0	0.00%	0	0.00%
	Under Votes:	1	1.11%	7	3.78%	8	2.91%
STATE OF TEXAS PROPOSITION 2, Vote For 1							
	FOR	57	63.33%	131	74.43%	188	70.68%
	AGAINST	33	36.67%	45	25.57%	78	29.32%
	Cast Votes:	90	100.00%	176	95.14%	266	96.73%
	Over Votes:	0	0.00%	0	0.00%	0	0.00%
	Under Votes:	0	0.00%	9	4.86%	9	3.27%
STATE OF TEXAS PROPOSITION 3, Vote For 1							
	FOR	75	83.33%	161	88.46%	236	86.76%
	AGAINST	15	16.67%	21	11.54%	36	13.24%
	Cast Votes:	90	100.00%	182	98.38%	272	98.91%
	Over Votes:	0	0.00%	0	0.00%	0	0.00%
	Under Votes:	0	0.00%	3	1.62%	3	1.09%
STATE OF TEXAS PROPOSITION 4, Vote For 1							
	FOR	56	62.92%	115	65.34%	171	64.53%
	AGAINST	33	37.08%	61	34.66%	94	35.47%
	Cast Votes:	89	98.89%	176	95.14%	265	96.36%
	Over Votes:	0	0.00%	0	0.00%	0	0.00%
	Under Votes:	1	1.11%	9	4.86%	10	3.64%
STATE OF TEXAS PROPOSITION 5, Vote For 1							
	FOR	48	55.81%	115	65.34%	163	62.21%
	AGAINST	38	44.19%	61	34.66%	99	37.79%
	Cast Votes:	86	95.56%	176	95.14%	262	95.27%
	Over Votes:	0	0.00%	0	0.00%	0	0.00%
	Under Votes:	4	4.44%	9	4.86%	13	4.73%
STATE OF TEXAS PROPOSITION 6, Vote For 1							
	FOR	83	92.22%	157	87.22%	240	88.89%
	AGAINST	7	7.78%	23	12.78%	30	11.11%
	Cast Votes:	90	100.00%	180	97.30%	270	98.18%
	Over Votes:	0	0.00%	0	0.00%	0	0.00%
	Under Votes:	0	0.00%	5	2.70%	5	1.82%

Constitutional Amendment Election - PCT Report — Official
FORT BEND COUNTY, TEXAS — SPECIAL AND GENERAL ELECTION_ — November 07, 2017

Page 108 of 304

11/13/2017 05:26 PM

Total Number of Voters : 27,789 of 411,305 = 6.76%

Precincts Reporting 152 of 152 = 100.00%

Party	Candidate	Early		Election		Total	
Precinct 2061 (Ballots Cast: 275)							
STATE OF TEXAS PROPOSITION 7, Vote For 1							
	FOR	53	59.55%	116	65.54%	169	63.53%
	AGAINST	36	40.45%	61	34.46%	97	36.47%
	Cast Votes:	89	98.89%	177	95.68%	266	96.73%
	Over Votes:	0	0.00%	0	0.00%	0	0.00%
	Under Votes:	1	1.11%	8	4.32%	9	3.27%

Constitutional Amendment Election - PCT Report — Official

FORT BEND COUNTY, TEXAS — SPECIAL AND GENERAL ELECTION_ — November 07, 2017

Page 109 of 304

11/13/2017 05:26 PM

Total Number of Voters : 27,789 of 411,305 = 6.76%

Precincts Reporting 152 of 152 = 100.00%

Party	Candidate	Early		Election		Total	
Precinct 2066 (Ballots Cast: 97)							
STATE OF TEXAS PROPOSITION 1, Vote For 1							
	FOR	19	82.61%	60	82.19%	79	82.29%
	AGAINST	4	17.39%	13	17.81%	17	17.71%
	Cast Votes:	23	95.83%	73	100.00%	96	98.97%
	Over Votes:	0	0.00%	0	0.00%	0	0.00%
	Under Votes:	1	4.17%	0	0.00%	1	1.03%
STATE OF TEXAS PROPOSITION 2, Vote For 1							
	FOR	13	54.17%	55	77.46%	68	71.58%
	AGAINST	11	45.83%	16	22.54%	27	28.42%
	Cast Votes:	24	100.00%	71	97.26%	95	97.94%
	Over Votes:	0	0.00%	0	0.00%	0	0.00%
	Under Votes:	0	0.00%	2	2.74%	2	2.06%
STATE OF TEXAS PROPOSITION 3, Vote For 1							
	FOR	17	73.91%	59	81.94%	76	80.00%
	AGAINST	6	26.09%	13	18.06%	19	20.00%
	Cast Votes:	23	95.83%	72	98.63%	95	97.94%
	Over Votes:	0	0.00%	0	0.00%	0	0.00%
	Under Votes:	1	4.17%	1	1.37%	2	2.06%
STATE OF TEXAS PROPOSITION 4, Vote For 1							
	FOR	12	50.00%	43	60.56%	55	57.89%
	AGAINST	12	50.00%	28	39.44%	40	42.11%
	Cast Votes:	24	100.00%	71	97.26%	95	97.94%
	Over Votes:	0	0.00%	0	0.00%	0	0.00%
	Under Votes:	0	0.00%	2	2.74%	2	2.06%
STATE OF TEXAS PROPOSITION 5, Vote For 1							
	FOR	11	47.83%	49	70.00%	60	64.52%
	AGAINST	12	52.17%	21	30.00%	33	35.48%
	Cast Votes:	23	95.83%	70	95.89%	93	95.88%
	Over Votes:	0	0.00%	0	0.00%	0	0.00%
	Under Votes:	1	4.17%	3	4.11%	4	4.12%
STATE OF TEXAS PROPOSITION 6, Vote For 1							
	FOR	16	66.67%	60	82.19%	76	78.35%
	AGAINST	8	33.33%	13	17.81%	21	21.65%
	Cast Votes:	24	100.00%	73	100.00%	97	100.00%
	Over Votes:	0	0.00%	0	0.00%	0	0.00%
	Under Votes:	0	0.00%	0	0.00%	0	0.00%

Constitutional Amendment Election - PCT Report — Official
FORT BEND COUNTY, TEXAS — SPECIAL AND GENERAL ELECTION_ — November 07, 2017

Page 110 of 304

11/13/2017 05:26 PM

Total Number of Voters : 27,789 of 411,305 = 6.76%

Precincts Reporting 152 of 152 = 100.00%

Party	Candidate	Early		Election		Total	
Precinct 2066 (Ballots Cast: 97)							
STATE OF TEXAS PROPOSITION 7, Vote For 1							
	FOR	14	58.33%	49	68.06%	63	65.63%
	AGAINST	10	41.67%	23	31.94%	33	34.38%
	Cast Votes:	24	100.00%	72	98.63%	96	98.97%
	Over Votes:	0	0.00%	0	0.00%	0	0.00%
	Under Votes:	0	0.00%	1	1.37%	1	1.03%

Constitutional Amendment Election - PCT Report — Official

FORT BEND COUNTY, TEXAS — SPECIAL AND GENERAL ELECTION_ — November 07, 2017

Page 111 of 304

11/13/2017 05:26 PM

Total Number of Voters : 27,789 of 411,305 = 6.76%

Precincts Reporting 152 of 152 = 100.00%

Party	Candidate	Early		Election		Total	
Precinct 2070 (Ballots Cast: 125)							
STATE OF TEXAS PROPOSITION 1, Vote For 1							
	FOR	51	83.61%	48	84.21%	99	83.90%
	AGAINST	10	16.39%	9	15.79%	19	16.10%
	Cast Votes:	61	93.85%	57	95.00%	118	94.40%
	Over Votes:	0	0.00%	0	0.00%	0	0.00%
	Under Votes:	4	6.15%	3	5.00%	7	5.60%
STATE OF TEXAS PROPOSITION 2, Vote For 1							
	FOR	41	68.33%	43	78.18%	84	73.04%
	AGAINST	19	31.67%	12	21.82%	31	26.96%
	Cast Votes:	60	92.31%	55	91.67%	115	92.00%
	Over Votes:	0	0.00%	0	0.00%	0	0.00%
	Under Votes:	5	7.69%	5	8.33%	10	8.00%
STATE OF TEXAS PROPOSITION 3, Vote For 1							
	FOR	52	88.14%	47	85.45%	99	86.84%
	AGAINST	7	11.86%	8	14.55%	15	13.16%
	Cast Votes:	59	90.77%	55	91.67%	114	91.20%
	Over Votes:	0	0.00%	0	0.00%	0	0.00%
	Under Votes:	6	9.23%	5	8.33%	11	8.80%
STATE OF TEXAS PROPOSITION 4, Vote For 1							
	FOR	43	72.88%	43	79.63%	86	76.11%
	AGAINST	16	27.12%	11	20.37%	27	23.89%
	Cast Votes:	59	90.77%	54	90.00%	113	90.40%
	Over Votes:	0	0.00%	0	0.00%	0	0.00%
	Under Votes:	6	9.23%	6	10.00%	12	9.60%
STATE OF TEXAS PROPOSITION 5, Vote For 1							
	FOR	38	63.33%	43	79.63%	81	71.05%
	AGAINST	22	36.67%	11	20.37%	33	28.95%
	Cast Votes:	60	92.31%	54	90.00%	114	91.20%
	Over Votes:	0	0.00%	0	0.00%	0	0.00%
	Under Votes:	5	7.69%	6	10.00%	11	8.80%
STATE OF TEXAS PROPOSITION 6, Vote For 1							
	FOR	54	88.52%	48	87.27%	102	87.93%
	AGAINST	7	11.48%	7	12.73%	14	12.07%
	Cast Votes:	61	93.85%	55	91.67%	116	92.80%
	Over Votes:	0	0.00%	0	0.00%	0	0.00%
	Under Votes:	4	6.15%	5	8.33%	9	7.20%

Constitutional Amendment Election - PCT Report — Official
FORT BEND COUNTY, TEXAS — SPECIAL AND GENERAL ELECTION_ — November 07, 2017

Page 112 of 304

11/13/2017 05:26 PM

Total Number of Voters : 27,789 of 411,305 = 6.76%

Precincts Reporting 152 of 152 = 100.00%

Party	Candidate	Early		Election		Total	
Precinct 2070 (Ballots Cast: 125)							
STATE OF TEXAS PROPOSITION 7, Vote For 1							
	FOR	31	52.54%	40	71.43%	71	61.74%
	AGAINST	28	47.46%	16	28.57%	44	38.26%
	Cast Votes:	59	90.77%	56	93.33%	115	92.00%
	Over Votes:	0	0.00%	0	0.00%	0	0.00%
	Under Votes:	6	9.23%	4	6.67%	10	8.00%

Constitutional Amendment Election - PCT Report — Official

FORT BEND COUNTY, TEXAS — SPECIAL AND GENERAL ELECTION_ — November 07, 2017

Page 113 of 304

11/13/2017 05:26 PM

Total Number of Voters : 27,789 of 411,305 = 6.76%

Precincts Reporting 152 of 152 = 100.00%

Party	Candidate	Early		Election		Total	
Precinct 2075 (Ballots Cast: 113)							
STATE OF TEXAS PROPOSITION 1, Vote For 1							
	FOR	38	88.37%	59	86.76%	97	87.39%
	AGAINST	5	11.63%	9	13.24%	14	12.61%
	Cast Votes:	43	95.56%	68	100.00%	111	98.23%
	Over Votes:	0	0.00%	0	0.00%	0	0.00%
	Under Votes:	2	4.44%	0	0.00%	2	1.77%
STATE OF TEXAS PROPOSITION 2, Vote For 1							
	FOR	37	84.09%	58	85.29%	95	84.82%
	AGAINST	7	15.91%	10	14.71%	17	15.18%
	Cast Votes:	44	97.78%	68	100.00%	112	99.12%
	Over Votes:	0	0.00%	0	0.00%	0	0.00%
	Under Votes:	1	2.22%	0	0.00%	1	0.88%
STATE OF TEXAS PROPOSITION 3, Vote For 1							
	FOR	39	90.70%	55	82.09%	94	85.45%
	AGAINST	4	9.30%	12	17.91%	16	14.55%
	Cast Votes:	43	95.56%	67	98.53%	110	97.35%
	Over Votes:	0	0.00%	0	0.00%	0	0.00%
	Under Votes:	2	4.44%	1	1.47%	3	2.65%
STATE OF TEXAS PROPOSITION 4, Vote For 1							
	FOR	31	72.09%	43	63.24%	74	66.67%
	AGAINST	12	27.91%	25	36.76%	37	33.33%
	Cast Votes:	43	95.56%	68	100.00%	111	98.23%
	Over Votes:	0	0.00%	0	0.00%	0	0.00%
	Under Votes:	2	4.44%	0	0.00%	2	1.77%
STATE OF TEXAS PROPOSITION 5, Vote For 1							
	FOR	29	67.44%	41	61.19%	70	63.64%
	AGAINST	14	32.56%	26	38.81%	40	36.36%
	Cast Votes:	43	95.56%	67	98.53%	110	97.35%
	Over Votes:	0	0.00%	0	0.00%	0	0.00%
	Under Votes:	2	4.44%	1	1.47%	3	2.65%
STATE OF TEXAS PROPOSITION 6, Vote For 1							
	FOR	38	84.44%	57	85.07%	95	84.82%
	AGAINST	7	15.56%	10	14.93%	17	15.18%
	Cast Votes:	45	100.00%	67	98.53%	112	99.12%
	Over Votes:	0	0.00%	0	0.00%	0	0.00%
	Under Votes:	0	0.00%	1	1.47%	1	0.88%

Constitutional Amendment Election - PCT Report — Official
FORT BEND COUNTY, TEXAS — SPECIAL AND GENERAL ELECTION_ — November 07, 2017

Page 114 of 304

11/13/2017 05:26 PM

Total Number of Voters : 27,789 of 411,305 = 6.76%

Precincts Reporting 152 of 152 = 100.00%

Party	Candidate	Early		Election		Total	
Precinct 2075 (Ballots Cast: 113)							
STATE OF TEXAS PROPOSITION 7, Vote For 1							
	FOR	33	75.00%	41	63.08%	74	67.89%
	AGAINST	11	25.00%	24	36.92%	35	32.11%
	Cast Votes:	44	97.78%	65	95.59%	109	96.46%
	Over Votes:	0	0.00%	0	0.00%	0	0.00%
	Under Votes:	1	2.22%	3	4.41%	4	3.54%

Constitutional Amendment Election - PCT Report — Official

FORT BEND COUNTY, TEXAS — SPECIAL AND GENERAL ELECTION_ — November 07, 2017

Page 115 of 304

11/13/2017 05:26 PM

Total Number of Voters : 27,789 of 411,305 = 6.76%

Precincts Reporting 152 of 152 = 100.00%

Party	Candidate	Early		Election		Total	
Precinct 2077 (Ballots Cast: 145)							
STATE OF TEXAS PROPOSITION 1, Vote For 1							
	FOR	41	87.23%	79	83.16%	120	84.51%
	AGAINST	6	12.77%	16	16.84%	22	15.49%
	Cast Votes:	47	95.92%	95	98.96%	142	97.93%
	Over Votes:	0	0.00%	0	0.00%	0	0.00%
	Under Votes:	2	4.08%	1	1.04%	3	2.07%
STATE OF TEXAS PROPOSITION 2, Vote For 1							
	FOR	40	85.11%	72	77.42%	112	80.00%
	AGAINST	7	14.89%	21	22.58%	28	20.00%
	Cast Votes:	47	95.92%	93	96.88%	140	96.55%
	Over Votes:	0	0.00%	0	0.00%	0	0.00%
	Under Votes:	2	4.08%	3	3.13%	5	3.45%
STATE OF TEXAS PROPOSITION 3, Vote For 1							
	FOR	43	89.58%	71	76.34%	114	80.85%
	AGAINST	5	10.42%	22	23.66%	27	19.15%
	Cast Votes:	48	97.96%	93	96.88%	141	97.24%
	Over Votes:	0	0.00%	0	0.00%	0	0.00%
	Under Votes:	1	2.04%	3	3.13%	4	2.76%
STATE OF TEXAS PROPOSITION 4, Vote For 1							
	FOR	30	63.83%	65	69.15%	95	67.38%
	AGAINST	17	36.17%	29	30.85%	46	32.62%
	Cast Votes:	47	95.92%	94	97.92%	141	97.24%
	Over Votes:	0	0.00%	0	0.00%	0	0.00%
	Under Votes:	2	4.08%	2	2.08%	4	2.76%
STATE OF TEXAS PROPOSITION 5, Vote For 1							
	FOR	32	68.09%	51	56.04%	83	60.14%
	AGAINST	15	31.91%	40	43.96%	55	39.86%
	Cast Votes:	47	95.92%	91	94.79%	138	95.17%
	Over Votes:	0	0.00%	0	0.00%	0	0.00%
	Under Votes:	2	4.08%	5	5.21%	7	4.83%
STATE OF TEXAS PROPOSITION 6, Vote For 1							
	FOR	39	82.98%	75	79.79%	114	80.85%
	AGAINST	8	17.02%	19	20.21%	27	19.15%
	Cast Votes:	47	95.92%	94	97.92%	141	97.24%
	Over Votes:	0	0.00%	0	0.00%	0	0.00%
	Under Votes:	2	4.08%	2	2.08%	4	2.76%

Constitutional Amendment Election - PCT Report — Official
FORT BEND COUNTY, TEXAS — SPECIAL AND GENERAL ELECTION_ — November 07, 2017

Page 116 of 304

11/13/2017 05:26 PM

Total Number of Voters : 27,789 of 411,305 = 6.76%

Precincts Reporting 152 of 152 = 100.00%

Party	Candidate	Early		Election		Total	
Precinct 2077 (Ballots Cast: 145)							
STATE OF TEXAS PROPOSITION 7, Vote For 1							
	FOR	35	74.47%	60	65.22%	95	68.35%
	AGAINST	12	25.53%	32	34.78%	44	31.65%
	Cast Votes:	47	95.92%	92	95.83%	139	95.86%
	Over Votes:	0	0.00%	0	0.00%	0	0.00%
	Under Votes:	2	4.08%	4	4.17%	6	4.14%

Constitutional Amendment Election - PCT Report — Official

FORT BEND COUNTY, TEXAS — SPECIAL AND GENERAL ELECTION_ — November 07, 2017

Page 117 of 304

11/13/2017 05:26 PM

Total Number of Voters : 27,789 of 411,305 = 6.76%

Precincts Reporting 152 of 152 = 100.00%

Party	Candidate	Early		Election		Total	
Precinct 2078 (Ballots Cast: 19)							
STATE OF TEXAS PROPOSITION 1, Vote For 1							
	FOR	10	90.91%	8	100.00%	18	94.74%
	AGAINST	1	9.09%	0	0.00%	1	5.26%
	Cast Votes:	11	100.00%	8	100.00%	19	100.00%
	Over Votes:	0	0.00%	0	0.00%	0	0.00%
	Under Votes:	0	0.00%	0	0.00%	0	0.00%
STATE OF TEXAS PROPOSITION 2, Vote For 1							
	FOR	7	63.64%	7	87.50%	14	73.68%
	AGAINST	4	36.36%	1	12.50%	5	26.32%
	Cast Votes:	11	100.00%	8	100.00%	19	100.00%
	Over Votes:	0	0.00%	0	0.00%	0	0.00%
	Under Votes:	0	0.00%	0	0.00%	0	0.00%
STATE OF TEXAS PROPOSITION 3, Vote For 1							
	FOR	11	100.00%	7	100.00%	18	100.00%
	AGAINST	0	0.00%	0	0.00%	0	0.00%
	Cast Votes:	11	100.00%	7	87.50%	18	94.74%
	Over Votes:	0	0.00%	0	0.00%	0	0.00%
	Under Votes:	0	0.00%	1	12.50%	1	5.26%
STATE OF TEXAS PROPOSITION 4, Vote For 1							
	FOR	9	81.82%	5	71.43%	14	77.78%
	AGAINST	2	18.18%	2	28.57%	4	22.22%
	Cast Votes:	11	100.00%	7	87.50%	18	94.74%
	Over Votes:	0	0.00%	0	0.00%	0	0.00%
	Under Votes:	0	0.00%	1	12.50%	1	5.26%
STATE OF TEXAS PROPOSITION 5, Vote For 1							
	FOR	8	72.73%	6	85.71%	14	77.78%
	AGAINST	3	27.27%	1	14.29%	4	22.22%
	Cast Votes:	11	100.00%	7	87.50%	18	94.74%
	Over Votes:	0	0.00%	0	0.00%	0	0.00%
	Under Votes:	0	0.00%	1	12.50%	1	5.26%
STATE OF TEXAS PROPOSITION 6, Vote For 1							
	FOR	10	90.91%	6	85.71%	16	88.89%
	AGAINST	1	9.09%	1	14.29%	2	11.11%
	Cast Votes:	11	100.00%	7	87.50%	18	94.74%
	Over Votes:	0	0.00%	0	0.00%	0	0.00%
	Under Votes:	0	0.00%	1	12.50%	1	5.26%

Constitutional Amendment Election - PCT Report — Official
FORT BEND COUNTY, TEXAS — SPECIAL AND GENERAL ELECTION_ — November 07, 2017

Page 118 of 304

11/13/2017 05:26 PM

Total Number of Voters : 27,789 of 411,305 = 6.76%

Precincts Reporting 152 of 152 = 100.00%

Party	Candidate	Early		Election		Total	
Precinct 2078 (Ballots Cast: 19)							
STATE OF TEXAS PROPOSITION 7, Vote For 1							
	FOR	9	81.82%	6	75.00%	15	78.95%
	AGAINST	2	18.18%	2	25.00%	4	21.05%
	Cast Votes:	11	100.00%	8	100.00%	19	100.00%
	Over Votes:	0	0.00%	0	0.00%	0	0.00%
	Under Votes:	0	0.00%	0	0.00%	0	0.00%

Constitutional Amendment Election - PCT Report — Official

FORT BEND COUNTY, TEXAS — SPECIAL AND GENERAL ELECTION_ — November 07, 2017

Page 119 of 304

11/13/2017 05:26 PM

Total Number of Voters : 27,789 of 411,305 = 6.76%

Precincts Reporting 152 of 152 = 100.00%

Party	Candidate	Early		Election		Total	
Precinct 2081 (Ballots Cast: 64)							
STATE OF TEXAS PROPOSITION 1, Vote For 1							
	FOR	16	80.00%	38	86.36%	54	84.38%
	AGAINST	4	20.00%	6	13.64%	10	15.63%
	Cast Votes:	20	100.00%	44	100.00%	64	100.00%
	Over Votes:	0	0.00%	0	0.00%	0	0.00%
	Under Votes:	0	0.00%	0	0.00%	0	0.00%
STATE OF TEXAS PROPOSITION 2, Vote For 1							
	FOR	15	75.00%	34	79.07%	49	77.78%
	AGAINST	5	25.00%	9	20.93%	14	22.22%
	Cast Votes:	20	100.00%	43	97.73%	63	98.44%
	Over Votes:	0	0.00%	0	0.00%	0	0.00%
	Under Votes:	0	0.00%	1	2.27%	1	1.56%
STATE OF TEXAS PROPOSITION 3, Vote For 1							
	FOR	17	85.00%	35	83.33%	52	83.87%
	AGAINST	3	15.00%	7	16.67%	10	16.13%
	Cast Votes:	20	100.00%	42	95.45%	62	96.88%
	Over Votes:	0	0.00%	0	0.00%	0	0.00%
	Under Votes:	0	0.00%	2	4.55%	2	3.13%
STATE OF TEXAS PROPOSITION 4, Vote For 1							
	FOR	12	60.00%	29	69.05%	41	66.13%
	AGAINST	8	40.00%	13	30.95%	21	33.87%
	Cast Votes:	20	100.00%	42	95.45%	62	96.88%
	Over Votes:	0	0.00%	0	0.00%	0	0.00%
	Under Votes:	0	0.00%	2	4.55%	2	3.13%
STATE OF TEXAS PROPOSITION 5, Vote For 1							
	FOR	5	25.00%	22	51.16%	27	42.86%
	AGAINST	15	75.00%	21	48.84%	36	57.14%
	Cast Votes:	20	100.00%	43	97.73%	63	98.44%
	Over Votes:	0	0.00%	0	0.00%	0	0.00%
	Under Votes:	0	0.00%	1	2.27%	1	1.56%
STATE OF TEXAS PROPOSITION 6, Vote For 1							
	FOR	15	75.00%	37	86.05%	52	82.54%
	AGAINST	5	25.00%	6	13.95%	11	17.46%
	Cast Votes:	20	100.00%	43	97.73%	63	98.44%
	Over Votes:	0	0.00%	0	0.00%	0	0.00%
	Under Votes:	0	0.00%	1	2.27%	1	1.56%

Constitutional Amendment Election - PCT Report — Official
FORT BEND COUNTY, TEXAS — SPECIAL AND GENERAL ELECTION_ — November 07, 2017

Page 120 of 304

11/13/2017 05:26 PM

Total Number of Voters : 27,789 of 411,305 = 6.76%

Precincts Reporting 152 of 152 = 100.00%

Party	Candidate	Early		Election		Total	
Precinct 2081 (Ballots Cast: 64)							
STATE OF TEXAS PROPOSITION 7, Vote For 1							
	FOR	7	35.00%	28	65.12%	35	55.56%
	AGAINST	13	65.00%	15	34.88%	28	44.44%
	Cast Votes:	20	100.00%	43	97.73%	63	98.44%
	Over Votes:	0	0.00%	0	0.00%	0	0.00%
	Under Votes:	0	0.00%	1	2.27%	1	1.56%

Constitutional Amendment Election - PCT Report — Official

FORT BEND COUNTY, TEXAS — SPECIAL AND GENERAL ELECTION_ — November 07, 2017

Page 121 of 304

11/13/2017 05:26 PM

Total Number of Voters : 27,789 of 411,305 = 6.76%

Precincts Reporting 152 of 152 = 100.00%

Party	Candidate	Early		Election		Total	
Precinct 2088 (Ballots Cast: 306)							
STATE OF TEXAS PROPOSITION 1, Vote For 1							
	FOR	119	88.81%	129	82.69%	248	85.52%
	AGAINST	15	11.19%	27	17.31%	42	14.48%
	Cast Votes:	134	93.71%	156	95.71%	290	94.77%
	Over Votes:	0	0.00%	0	0.00%	0	0.00%
	Under Votes:	9	6.29%	7	4.29%	16	5.23%
STATE OF TEXAS PROPOSITION 2, Vote For 1							
	FOR	109	81.95%	121	79.08%	230	80.42%
	AGAINST	24	18.05%	32	20.92%	56	19.58%
	Cast Votes:	133	93.01%	153	93.87%	286	93.46%
	Over Votes:	0	0.00%	0	0.00%	0	0.00%
	Under Votes:	10	6.99%	10	6.13%	20	6.54%
STATE OF TEXAS PROPOSITION 3, Vote For 1							
	FOR	110	84.62%	118	77.12%	228	80.57%
	AGAINST	20	15.38%	35	22.88%	55	19.43%
	Cast Votes:	130	90.91%	153	93.87%	283	92.48%
	Over Votes:	0	0.00%	0	0.00%	0	0.00%
	Under Votes:	13	9.09%	10	6.13%	23	7.52%
STATE OF TEXAS PROPOSITION 4, Vote For 1							
	FOR	92	73.60%	106	70.67%	198	72.00%
	AGAINST	33	26.40%	44	29.33%	77	28.00%
	Cast Votes:	125	87.41%	150	92.02%	275	89.87%
	Over Votes:	0	0.00%	0	0.00%	0	0.00%
	Under Votes:	18	12.59%	13	7.98%	31	10.13%
STATE OF TEXAS PROPOSITION 5, Vote For 1							
	FOR	86	68.80%	95	63.76%	181	66.06%
	AGAINST	39	31.20%	54	36.24%	93	33.94%
	Cast Votes:	125	87.41%	149	91.41%	274	89.54%
	Over Votes:	0	0.00%	0	0.00%	0	0.00%
	Under Votes:	18	12.59%	14	8.59%	32	10.46%
STATE OF TEXAS PROPOSITION 6, Vote For 1							
	FOR	121	92.37%	128	83.12%	249	87.37%
	AGAINST	10	7.63%	26	16.88%	36	12.63%
	Cast Votes:	131	91.61%	154	94.48%	285	93.14%
	Over Votes:	0	0.00%	0	0.00%	0	0.00%
	Under Votes:	12	8.39%	9	5.52%	21	6.86%

Constitutional Amendment Election - PCT Report — Official
FORT BEND COUNTY, TEXAS — SPECIAL AND GENERAL ELECTION_ — November 07, 2017

Page 122 of 304

11/13/2017 05:26 PM

Total Number of Voters : 27,789 of 411,305 = 6.76%

Precincts Reporting 152 of 152 = 100.00%

Party	Candidate	Early		Election		Total	
Precinct 2088 (Ballots Cast: 306)							
STATE OF TEXAS PROPOSITION 7, Vote For 1							
	FOR	92	71.32%	88	58.28%	180	64.29%
	AGAINST	37	28.68%	63	41.72%	100	35.71%
	Cast Votes:	129	90.21%	151	92.64%	280	91.50%
	Over Votes:	0	0.00%	0	0.00%	0	0.00%
	Under Votes:	14	9.79%	12	7.36%	26	8.50%

Constitutional Amendment Election - PCT Report — Official

FORT BEND COUNTY, TEXAS — SPECIAL AND GENERAL ELECTION_ — November 07, 2017

Page 123 of 304

11/13/2017 05:26 PM

Total Number of Voters : 27,789 of 411,305 = 6.76%

Precincts Reporting 152 of 152 = 100.00%

Party	Candidate	Early		Election		Total	
Precinct 2089 (Ballots Cast: 86)							
STATE OF TEXAS PROPOSITION 1, Vote For 1							
	FOR	24	88.89%	52	88.14%	76	88.37%
	AGAINST	3	11.11%	7	11.86%	10	11.63%
	Cast Votes:	27	100.00%	59	100.00%	86	100.00%
	Over Votes:	0	0.00%	0	0.00%	0	0.00%
	Under Votes:	0	0.00%	0	0.00%	0	0.00%
STATE OF TEXAS PROPOSITION 2, Vote For 1							
	FOR	22	81.48%	49	83.05%	71	82.56%
	AGAINST	5	18.52%	10	16.95%	15	17.44%
	Cast Votes:	27	100.00%	59	100.00%	86	100.00%
	Over Votes:	0	0.00%	0	0.00%	0	0.00%
	Under Votes:	0	0.00%	0	0.00%	0	0.00%
STATE OF TEXAS PROPOSITION 3, Vote For 1							
	FOR	24	88.89%	46	77.97%	70	81.40%
	AGAINST	3	11.11%	13	22.03%	16	18.60%
	Cast Votes:	27	100.00%	59	100.00%	86	100.00%
	Over Votes:	0	0.00%	0	0.00%	0	0.00%
	Under Votes:	0	0.00%	0	0.00%	0	0.00%
STATE OF TEXAS PROPOSITION 4, Vote For 1							
	FOR	21	77.78%	40	70.18%	61	72.62%
	AGAINST	6	22.22%	17	29.82%	23	27.38%
	Cast Votes:	27	100.00%	57	96.61%	84	97.67%
	Over Votes:	0	0.00%	0	0.00%	0	0.00%
	Under Votes:	0	0.00%	2	3.39%	2	2.33%
STATE OF TEXAS PROPOSITION 5, Vote For 1							
	FOR	22	84.62%	41	69.49%	63	74.12%
	AGAINST	4	15.38%	18	30.51%	22	25.88%
	Cast Votes:	26	96.30%	59	100.00%	85	98.84%
	Over Votes:	0	0.00%	0	0.00%	0	0.00%
	Under Votes:	1	3.70%	0	0.00%	1	1.16%
STATE OF TEXAS PROPOSITION 6, Vote For 1							
	FOR	25	92.59%	53	89.83%	78	90.70%
	AGAINST	2	7.41%	6	10.17%	8	9.30%
	Cast Votes:	27	100.00%	59	100.00%	86	100.00%
	Over Votes:	0	0.00%	0	0.00%	0	0.00%
	Under Votes:	0	0.00%	0	0.00%	0	0.00%

Constitutional Amendment Election - PCT Report — Official
FORT BEND COUNTY, TEXAS — SPECIAL AND GENERAL ELECTION_ — November 07, 2017

Page 124 of 304

11/13/2017 05:26 PM

Total Number of Voters : 27,789 of 411,305 = 6.76%

Precincts Reporting 152 of 152 = 100.00%

Party	Candidate	Early		Election		Total	
Precinct 2089 (Ballots Cast: 86)							
STATE OF TEXAS PROPOSITION 7, Vote For 1							
	FOR	21	80.77%	41	69.49%	62	72.94%
	AGAINST	5	19.23%	18	30.51%	23	27.06%
	Cast Votes:	26	96.30%	59	100.00%	85	98.84%
	Over Votes:	0	0.00%	0	0.00%	0	0.00%
	Under Votes:	1	3.70%	0	0.00%	1	1.16%

Constitutional Amendment Election - PCT Report — Official

FORT BEND COUNTY, TEXAS — SPECIAL AND GENERAL ELECTION_ — November 07, 2017

Page 125 of 304

11/13/2017 05:26 PM

Total Number of Voters : 27,789 of 411,305 = 6.76%

Precincts Reporting 152 of 152 = 100.00%

Party	Candidate	Early		Election		Total	
Precinct 2090 (Ballots Cast: 76)							
STATE OF TEXAS PROPOSITION 1, Vote For 1							
	FOR	32	88.89%	39	97.50%	71	93.42%
	AGAINST	4	11.11%	1	2.50%	5	6.58%
Cast Votes:		36	100.00%	40	100.00%	76	100.00%
Over Votes:		0	0.00%	0	0.00%	0	0.00%
Under Votes:		0	0.00%	0	0.00%	0	0.00%
STATE OF TEXAS PROPOSITION 2, Vote For 1							
	FOR	30	83.33%	30	75.00%	60	78.95%
	AGAINST	6	16.67%	10	25.00%	16	21.05%
Cast Votes:		36	100.00%	40	100.00%	76	100.00%
Over Votes:		0	0.00%	0	0.00%	0	0.00%
Under Votes:		0	0.00%	0	0.00%	0	0.00%
STATE OF TEXAS PROPOSITION 3, Vote For 1							
	FOR	32	88.89%	35	89.74%	67	89.33%
	AGAINST	4	11.11%	4	10.26%	8	10.67%
Cast Votes:		36	100.00%	39	97.50%	75	98.68%
Over Votes:		0	0.00%	0	0.00%	0	0.00%
Under Votes:		0	0.00%	1	2.50%	1	1.32%
STATE OF TEXAS PROPOSITION 4, Vote For 1							
	FOR	28	77.78%	27	67.50%	55	72.37%
	AGAINST	8	22.22%	13	32.50%	21	27.63%
Cast Votes:		36	100.00%	40	100.00%	76	100.00%
Over Votes:		0	0.00%	0	0.00%	0	0.00%
Under Votes:		0	0.00%	0	0.00%	0	0.00%
STATE OF TEXAS PROPOSITION 5, Vote For 1							
	FOR	22	61.11%	26	65.00%	48	63.16%
	AGAINST	14	38.89%	14	35.00%	28	36.84%
Cast Votes:		36	100.00%	40	100.00%	76	100.00%
Over Votes:		0	0.00%	0	0.00%	0	0.00%
Under Votes:		0	0.00%	0	0.00%	0	0.00%
STATE OF TEXAS PROPOSITION 6, Vote For 1							
	FOR	33	91.67%	39	97.50%	72	94.74%
	AGAINST	3	8.33%	1	2.50%	4	5.26%
Cast Votes:		36	100.00%	40	100.00%	76	100.00%
Over Votes:		0	0.00%	0	0.00%	0	0.00%
Under Votes:		0	0.00%	0	0.00%	0	0.00%

Constitutional Amendment Election - PCT Report — Official
FORT BEND COUNTY, TEXAS — SPECIAL AND GENERAL ELECTION_ — November 07, 2017

Page 126 of 304

11/13/2017 05:26 PM

Total Number of Voters : 27,789 of 411,305 = 6.76%

Precincts Reporting 152 of 152 = 100.00%

Party	Candidate	Early		Election		Total	
Precinct 2090 (Ballots Cast: 76)							
STATE OF TEXAS PROPOSITION 7, Vote For 1							
	FOR	22	61.11%	24	61.54%	46	61.33%
	AGAINST	14	38.89%	15	38.46%	29	38.67%
	Cast Votes:	36	100.00%	39	97.50%	75	98.68%
	Over Votes:	0	0.00%	0	0.00%	0	0.00%
	Under Votes:	0	0.00%	1	2.50%	1	1.32%

Constitutional Amendment Election - PCT Report — Official

FORT BEND COUNTY, TEXAS — SPECIAL AND GENERAL ELECTION_ — November 07, 2017

Page 127 of 304

11/13/2017 05:26 PM

Total Number of Voters : 27,789 of 411,305 = 6.76%

Precincts Reporting 152 of 152 = 100.00%

Party	Candidate	Early		Election		Total	
Precinct 2091 (Ballots Cast: 51)							
STATE OF TEXAS PROPOSITION 1, Vote For 1							
	FOR	20	90.91%	25	86.21%	45	88.24%
	AGAINST	2	9.09%	4	13.79%	6	11.76%
	Cast Votes:	22	100.00%	29	100.00%	51	100.00%
	Over Votes:	0	0.00%	0	0.00%	0	0.00%
	Under Votes:	0	0.00%	0	0.00%	0	0.00%
STATE OF TEXAS PROPOSITION 2, Vote For 1							
	FOR	18	81.82%	19	67.86%	37	74.00%
	AGAINST	4	18.18%	9	32.14%	13	26.00%
	Cast Votes:	22	100.00%	28	96.55%	50	98.04%
	Over Votes:	0	0.00%	0	0.00%	0	0.00%
	Under Votes:	0	0.00%	1	3.45%	1	1.96%
STATE OF TEXAS PROPOSITION 3, Vote For 1							
	FOR	20	90.91%	21	77.78%	41	83.67%
	AGAINST	2	9.09%	6	22.22%	8	16.33%
	Cast Votes:	22	100.00%	27	93.10%	49	96.08%
	Over Votes:	0	0.00%	0	0.00%	0	0.00%
	Under Votes:	0	0.00%	2	6.90%	2	3.92%
STATE OF TEXAS PROPOSITION 4, Vote For 1							
	FOR	12	54.55%	16	57.14%	28	56.00%
	AGAINST	10	45.45%	12	42.86%	22	44.00%
	Cast Votes:	22	100.00%	28	96.55%	50	98.04%
	Over Votes:	0	0.00%	0	0.00%	0	0.00%
	Under Votes:	0	0.00%	1	3.45%	1	1.96%
STATE OF TEXAS PROPOSITION 5, Vote For 1							
	FOR	12	54.55%	10	40.00%	22	46.81%
	AGAINST	10	45.45%	15	60.00%	25	53.19%
	Cast Votes:	22	100.00%	25	86.21%	47	92.16%
	Over Votes:	0	0.00%	0	0.00%	0	0.00%
	Under Votes:	0	0.00%	4	13.79%	4	7.84%
STATE OF TEXAS PROPOSITION 6, Vote For 1							
	FOR	19	90.48%	27	93.10%	46	92.00%
	AGAINST	2	9.52%	2	6.90%	4	8.00%
	Cast Votes:	21	95.45%	29	100.00%	50	98.04%
	Over Votes:	0	0.00%	0	0.00%	0	0.00%
	Under Votes:	1	4.55%	0	0.00%	1	1.96%

Constitutional Amendment Election - PCT Report — Official
FORT BEND COUNTY, TEXAS — SPECIAL AND GENERAL ELECTION_ — November 07, 2017

Page 128 of 304

11/13/2017 05:26 PM

Total Number of Voters : 27,789 of 411,305 = 6.76%

Precincts Reporting 152 of 152 = 100.00%

Party	Candidate	Early		Election		Total	
Precinct 2091 (Ballots Cast: 51)							
STATE OF TEXAS PROPOSITION 7, Vote For 1							
	FOR	17	77.27%	18	69.23%	35	72.92%
	AGAINST	5	22.73%	8	30.77%	13	27.08%
	Cast Votes:	22	100.00%	26	89.66%	48	94.12%
	Over Votes:	0	0.00%	0	0.00%	0	0.00%
	Under Votes:	0	0.00%	3	10.34%	3	5.88%

Constitutional Amendment Election - PCT Report — Official

FORT BEND COUNTY, TEXAS — SPECIAL AND GENERAL ELECTION_ — November 07, 2017

Page 129 of 304

11/13/2017 05:26 PM

Total Number of Voters : 27,789 of 411,305 = 6.76%

Precincts Reporting 152 of 152 = 100.00%

Party	Candidate	Early		Election		Total	
Precinct 2092 (Ballots Cast: 62)							
STATE OF TEXAS PROPOSITION 1, Vote For 1							
	FOR	14	73.68%	37	86.05%	51	82.26%
	AGAINST	5	26.32%	6	13.95%	11	17.74%
	Cast Votes:	19	100.00%	43	100.00%	62	100.00%
	Over Votes:	0	0.00%	0	0.00%	0	0.00%
	Under Votes:	0	0.00%	0	0.00%	0	0.00%
STATE OF TEXAS PROPOSITION 2, Vote For 1							
	FOR	15	83.33%	34	79.07%	49	80.33%
	AGAINST	3	16.67%	9	20.93%	12	19.67%
	Cast Votes:	18	94.74%	43	100.00%	61	98.39%
	Over Votes:	0	0.00%	0	0.00%	0	0.00%
	Under Votes:	1	5.26%	0	0.00%	1	1.61%
STATE OF TEXAS PROPOSITION 3, Vote For 1							
	FOR	18	94.74%	37	86.05%	55	88.71%
	AGAINST	1	5.26%	6	13.95%	7	11.29%
	Cast Votes:	19	100.00%	43	100.00%	62	100.00%
	Over Votes:	0	0.00%	0	0.00%	0	0.00%
	Under Votes:	0	0.00%	0	0.00%	0	0.00%
STATE OF TEXAS PROPOSITION 4, Vote For 1							
	FOR	13	68.42%	32	74.42%	45	72.58%
	AGAINST	6	31.58%	11	25.58%	17	27.42%
	Cast Votes:	19	100.00%	43	100.00%	62	100.00%
	Over Votes:	0	0.00%	0	0.00%	0	0.00%
	Under Votes:	0	0.00%	0	0.00%	0	0.00%
STATE OF TEXAS PROPOSITION 5, Vote For 1							
	FOR	12	63.16%	29	69.05%	41	67.21%
	AGAINST	7	36.84%	13	30.95%	20	32.79%
	Cast Votes:	19	100.00%	42	97.67%	61	98.39%
	Over Votes:	0	0.00%	0	0.00%	0	0.00%
	Under Votes:	0	0.00%	1	2.33%	1	1.61%
STATE OF TEXAS PROPOSITION 6, Vote For 1							
	FOR	12	63.16%	36	83.72%	48	77.42%
	AGAINST	7	36.84%	7	16.28%	14	22.58%
	Cast Votes:	19	100.00%	43	100.00%	62	100.00%
	Over Votes:	0	0.00%	0	0.00%	0	0.00%
	Under Votes:	0	0.00%	0	0.00%	0	0.00%

Constitutional Amendment Election - PCT Report — Official
FORT BEND COUNTY, TEXAS — SPECIAL AND GENERAL ELECTION_ — November 07, 2017

Page 130 of 304

11/13/2017 05:26 PM

Total Number of Voters : 27,789 of 411,305 = 6.76%

Precincts Reporting 152 of 152 = 100.00%

Party	Candidate	Early		Election		Total	
Precinct 2092 (Ballots Cast: 62)							
STATE OF TEXAS PROPOSITION 7, Vote For 1							
	FOR	8	42.11%	32	74.42%	40	64.52%
	AGAINST	11	57.89%	11	25.58%	22	35.48%
	Cast Votes:	19	100.00%	43	100.00%	62	100.00%
	Over Votes:	0	0.00%	0	0.00%	0	0.00%
	Under Votes:	0	0.00%	0	0.00%	0	0.00%

Constitutional Amendment Election - PCT Report — Official

FORT BEND COUNTY, TEXAS — SPECIAL AND GENERAL ELECTION_ — November 07, 2017

Page 131 of 304

11/13/2017 05:26 PM

Total Number of Voters : 27,789 of 411,305 = 6.76%

Precincts Reporting 152 of 152 = 100.00%

Party	Candidate	Early		Election		Total	
Precinct 2093 (Ballots Cast: 17)							
STATE OF TEXAS PROPOSITION 1, Vote For 1							
	FOR	3	100.00%	13	92.86%	16	94.12%
	AGAINST	0	0.00%	1	7.14%	1	5.88%
	Cast Votes:	3	100.00%	14	100.00%	17	100.00%
	Over Votes:	0	0.00%	0	0.00%	0	0.00%
	Under Votes:	0	0.00%	0	0.00%	0	0.00%
STATE OF TEXAS PROPOSITION 2, Vote For 1							
	FOR	0	0.00%	10	71.43%	10	58.82%
	AGAINST	3	100.00%	4	28.57%	7	41.18%
	Cast Votes:	3	100.00%	14	100.00%	17	100.00%
	Over Votes:	0	0.00%	0	0.00%	0	0.00%
	Under Votes:	0	0.00%	0	0.00%	0	0.00%
STATE OF TEXAS PROPOSITION 3, Vote For 1							
	FOR	2	66.67%	13	92.86%	15	88.24%
	AGAINST	1	33.33%	1	7.14%	2	11.76%
	Cast Votes:	3	100.00%	14	100.00%	17	100.00%
	Over Votes:	0	0.00%	0	0.00%	0	0.00%
	Under Votes:	0	0.00%	0	0.00%	0	0.00%
STATE OF TEXAS PROPOSITION 4, Vote For 1							
	FOR	1	33.33%	9	69.23%	10	62.50%
	AGAINST	2	66.67%	4	30.77%	6	37.50%
	Cast Votes:	3	100.00%	13	92.86%	16	94.12%
	Over Votes:	0	0.00%	0	0.00%	0	0.00%
	Under Votes:	0	0.00%	1	7.14%	1	5.88%
STATE OF TEXAS PROPOSITION 5, Vote For 1							
	FOR	1	33.33%	11	78.57%	12	70.59%
	AGAINST	2	66.67%	3	21.43%	5	29.41%
	Cast Votes:	3	100.00%	14	100.00%	17	100.00%
	Over Votes:	0	0.00%	0	0.00%	0	0.00%
	Under Votes:	0	0.00%	0	0.00%	0	0.00%
STATE OF TEXAS PROPOSITION 6, Vote For 1							
	FOR	1	33.33%	13	100.00%	14	87.50%
	AGAINST	2	66.67%	0	0.00%	2	12.50%
	Cast Votes:	3	100.00%	13	92.86%	16	94.12%
	Over Votes:	0	0.00%	0	0.00%	0	0.00%
	Under Votes:	0	0.00%	1	7.14%	1	5.88%

Constitutional Amendment Election - PCT Report — Official
FORT BEND COUNTY, TEXAS — SPECIAL AND GENERAL ELECTION_ — November 07, 2017

Page 132 of 304

11/13/2017 05:26 PM

Total Number of Voters : 27,789 of 411,305 = 6.76%

Precincts Reporting 152 of 152 = 100.00%

Party	Candidate	Early		Election		Total	
Precinct 2093 (Ballots Cast: 17)							
STATE OF TEXAS PROPOSITION 7, Vote For 1							
	FOR	2	66.67%	10	71.43%	12	70.59%
	AGAINST	1	33.33%	4	28.57%	5	29.41%
	Cast Votes:	3	100.00%	14	100.00%	17	100.00%
	Over Votes:	0	0.00%	0	0.00%	0	0.00%
	Under Votes:	0	0.00%	0	0.00%	0	0.00%

Constitutional Amendment Election - PCT Report — Official

FORT BEND COUNTY, TEXAS — SPECIAL AND GENERAL ELECTION_ — November 07, 2017

Page 133 of 304

11/13/2017 05:26 PM

Total Number of Voters : 27,789 of 411,305 = 6.76%

Precincts Reporting 152 of 152 = 100.00%

Party	Candidate	Early		Election		Total	
Precinct 2096 (Ballots Cast: 105)							
STATE OF TEXAS PROPOSITION 1, Vote For 1							
	FOR	36	81.82%	53	88.33%	89	85.58%
	AGAINST	8	18.18%	7	11.67%	15	14.42%
	Cast Votes:	44	100.00%	60	98.36%	104	99.05%
	Over Votes:	0	0.00%	0	0.00%	0	0.00%
	Under Votes:	0	0.00%	1	1.64%	1	0.95%
STATE OF TEXAS PROPOSITION 2, Vote For 1							
	FOR	34	79.07%	45	76.27%	79	77.45%
	AGAINST	9	20.93%	14	23.73%	23	22.55%
	Cast Votes:	43	97.73%	59	96.72%	102	97.14%
	Over Votes:	0	0.00%	0	0.00%	0	0.00%
	Under Votes:	1	2.27%	2	3.28%	3	2.86%
STATE OF TEXAS PROPOSITION 3, Vote For 1							
	FOR	37	86.05%	53	88.33%	90	87.38%
	AGAINST	6	13.95%	7	11.67%	13	12.62%
	Cast Votes:	43	97.73%	60	98.36%	103	98.10%
	Over Votes:	0	0.00%	0	0.00%	0	0.00%
	Under Votes:	1	2.27%	1	1.64%	2	1.90%
STATE OF TEXAS PROPOSITION 4, Vote For 1							
	FOR	30	71.43%	31	54.39%	61	61.62%
	AGAINST	12	28.57%	26	45.61%	38	38.38%
	Cast Votes:	42	95.45%	57	93.44%	99	94.29%
	Over Votes:	0	0.00%	0	0.00%	0	0.00%
	Under Votes:	2	4.55%	4	6.56%	6	5.71%
STATE OF TEXAS PROPOSITION 5, Vote For 1							
	FOR	27	64.29%	30	53.57%	57	58.16%
	AGAINST	15	35.71%	26	46.43%	41	41.84%
	Cast Votes:	42	95.45%	56	91.80%	98	93.33%
	Over Votes:	0	0.00%	0	0.00%	0	0.00%
	Under Votes:	2	4.55%	5	8.20%	7	6.67%
STATE OF TEXAS PROPOSITION 6, Vote For 1							
	FOR	36	81.82%	51	83.61%	87	82.86%
	AGAINST	8	18.18%	10	16.39%	18	17.14%
	Cast Votes:	44	100.00%	61	100.00%	105	100.00%
	Over Votes:	0	0.00%	0	0.00%	0	0.00%
	Under Votes:	0	0.00%	0	0.00%	0	0.00%

Constitutional Amendment Election - PCT Report — Official
FORT BEND COUNTY, TEXAS — SPECIAL AND GENERAL ELECTION_ — November 07, 2017

Page 134 of 304

11/13/2017 05:26 PM

Total Number of Voters : 27,789 of 411,305 = 6.76%

Precincts Reporting 152 of 152 = 100.00%

Party	Candidate	Early		Election		Total	
Precinct 2096 (Ballots Cast: 105)							
STATE OF TEXAS PROPOSITION 7, Vote For 1							
	FOR	30	68.18%	32	57.14%	62	62.00%
	AGAINST	14	31.82%	24	42.86%	38	38.00%
	Cast Votes:	44	100.00%	56	91.80%	100	95.24%
	Over Votes:	0	0.00%	0	0.00%	0	0.00%
	Under Votes:	0	0.00%	5	8.20%	5	4.76%

Constitutional Amendment Election - PCT Report — Official

FORT BEND COUNTY, TEXAS — SPECIAL AND GENERAL ELECTION_ — November 07, 2017

Page 135 of 304

11/13/2017 05:26 PM

Total Number of Voters : 27,789 of 411,305 = 6.76%

Precincts Reporting 152 of 152 = 100.00%

Party	Candidate	Early		Election		Total	
Precinct 2099 (Ballots Cast: 93)							
STATE OF TEXAS PROPOSITION 1, Vote For 1							
	FOR	22	84.62%	59	88.06%	81	87.10%
	AGAINST	4	15.38%	8	11.94%	12	12.90%
	Cast Votes:	26	100.00%	67	100.00%	93	100.00%
	Over Votes:	0	0.00%	0	0.00%	0	0.00%
	Under Votes:	0	0.00%	0	0.00%	0	0.00%
STATE OF TEXAS PROPOSITION 2, Vote For 1							
	FOR	15	60.00%	44	65.67%	59	64.13%
	AGAINST	10	40.00%	23	34.33%	33	35.87%
	Cast Votes:	25	96.15%	67	100.00%	92	98.92%
	Over Votes:	0	0.00%	0	0.00%	0	0.00%
	Under Votes:	1	3.85%	0	0.00%	1	1.08%
STATE OF TEXAS PROPOSITION 3, Vote For 1							
	FOR	21	80.77%	54	80.60%	75	80.65%
	AGAINST	5	19.23%	13	19.40%	18	19.35%
	Cast Votes:	26	100.00%	67	100.00%	93	100.00%
	Over Votes:	0	0.00%	0	0.00%	0	0.00%
	Under Votes:	0	0.00%	0	0.00%	0	0.00%
STATE OF TEXAS PROPOSITION 4, Vote For 1							
	FOR	18	69.23%	41	61.19%	59	63.44%
	AGAINST	8	30.77%	26	38.81%	34	36.56%
	Cast Votes:	26	100.00%	67	100.00%	93	100.00%
	Over Votes:	0	0.00%	0	0.00%	0	0.00%
	Under Votes:	0	0.00%	0	0.00%	0	0.00%
STATE OF TEXAS PROPOSITION 5, Vote For 1							
	FOR	14	53.85%	40	60.61%	54	58.70%
	AGAINST	12	46.15%	26	39.39%	38	41.30%
	Cast Votes:	26	100.00%	66	98.51%	92	98.92%
	Over Votes:	0	0.00%	0	0.00%	0	0.00%
	Under Votes:	0	0.00%	1	1.49%	1	1.08%
STATE OF TEXAS PROPOSITION 6, Vote For 1							
	FOR	21	80.77%	58	87.88%	79	85.87%
	AGAINST	5	19.23%	8	12.12%	13	14.13%
	Cast Votes:	26	100.00%	66	98.51%	92	98.92%
	Over Votes:	0	0.00%	0	0.00%	0	0.00%
	Under Votes:	0	0.00%	1	1.49%	1	1.08%

Constitutional Amendment Election - PCT Report — Official
FORT BEND COUNTY, TEXAS — SPECIAL AND GENERAL ELECTION_ — November 07, 2017

Page 136 of 304

11/13/2017 05:26 PM

Total Number of Voters : 27,789 of 411,305 = 6.76%

Precincts Reporting 152 of 152 = 100.00%

Party	Candidate	Early		Election		Total	
Precinct 2099 (Ballots Cast: 93)							
STATE OF TEXAS PROPOSITION 7, Vote For 1							
	FOR	16	61.54%	43	65.15%	59	64.13%
	AGAINST	10	38.46%	23	34.85%	33	35.87%
	Cast Votes:	26	100.00%	66	98.51%	92	98.92%
	Over Votes:	0	0.00%	0	0.00%	0	0.00%
	Under Votes:	0	0.00%	1	1.49%	1	1.08%

Constitutional Amendment Election - PCT Report — Official

FORT BEND COUNTY, TEXAS — SPECIAL AND GENERAL ELECTION_ — November 07, 2017

Page 137 of 304

11/13/2017 05:26 PM

Total Number of Voters : 27,789 of 411,305 = 6.76%

Precincts Reporting 152 of 152 = 100.00%

Party	Candidate	Early		Election		Total	
Precinct 2100 (Ballots Cast: 68)							
STATE OF TEXAS PROPOSITION 1, Vote For 1							
	FOR	21	84.00%	39	92.86%	60	89.55%
	AGAINST	4	16.00%	3	7.14%	7	10.45%
	Cast Votes:	25	96.15%	42	100.00%	67	98.53%
	Over Votes:	0	0.00%	0	0.00%	0	0.00%
	Under Votes:	1	3.85%	0	0.00%	1	1.47%
STATE OF TEXAS PROPOSITION 2, Vote For 1							
	FOR	11	42.31%	34	80.95%	45	66.18%
	AGAINST	15	57.69%	8	19.05%	23	33.82%
	Cast Votes:	26	100.00%	42	100.00%	68	100.00%
	Over Votes:	0	0.00%	0	0.00%	0	0.00%
	Under Votes:	0	0.00%	0	0.00%	0	0.00%
STATE OF TEXAS PROPOSITION 3, Vote For 1							
	FOR	18	72.00%	34	80.95%	52	77.61%
	AGAINST	7	28.00%	8	19.05%	15	22.39%
	Cast Votes:	25	96.15%	42	100.00%	67	98.53%
	Over Votes:	0	0.00%	0	0.00%	0	0.00%
	Under Votes:	1	3.85%	0	0.00%	1	1.47%
STATE OF TEXAS PROPOSITION 4, Vote For 1							
	FOR	15	57.69%	28	68.29%	43	64.18%
	AGAINST	11	42.31%	13	31.71%	24	35.82%
	Cast Votes:	26	100.00%	41	97.62%	67	98.53%
	Over Votes:	0	0.00%	0	0.00%	0	0.00%
	Under Votes:	0	0.00%	1	2.38%	1	1.47%
STATE OF TEXAS PROPOSITION 5, Vote For 1							
	FOR	11	42.31%	28	66.67%	39	57.35%
	AGAINST	15	57.69%	14	33.33%	29	42.65%
	Cast Votes:	26	100.00%	42	100.00%	68	100.00%
	Over Votes:	0	0.00%	0	0.00%	0	0.00%
	Under Votes:	0	0.00%	0	0.00%	0	0.00%
STATE OF TEXAS PROPOSITION 6, Vote For 1							
	FOR	22	84.62%	38	90.48%	60	88.24%
	AGAINST	4	15.38%	4	9.52%	8	11.76%
	Cast Votes:	26	100.00%	42	100.00%	68	100.00%
	Over Votes:	0	0.00%	0	0.00%	0	0.00%
	Under Votes:	0	0.00%	0	0.00%	0	0.00%

Constitutional Amendment Election - PCT Report — Official
FORT BEND COUNTY, TEXAS — SPECIAL AND GENERAL ELECTION_ — November 07, 2017

Page 138 of 304

11/13/2017 05:26 PM

Total Number of Voters : 27,789 of 411,305 = 6.76%

Precincts Reporting 152 of 152 = 100.00%

Party	Candidate	Early		Election		Total	
Precinct 2100 (Ballots Cast: 68)							
STATE OF TEXAS PROPOSITION 7, Vote For 1							
	FOR	11	42.31%	29	70.73%	40	59.70%
	AGAINST	15	57.69%	12	29.27%	27	40.30%
	Cast Votes:	26	100.00%	41	97.62%	67	98.53%
	Over Votes:	0	0.00%	0	0.00%	0	0.00%
	Under Votes:	0	0.00%	1	2.38%	1	1.47%

Constitutional Amendment Election - PCT Report — Official

FORT BEND COUNTY, TEXAS — SPECIAL AND GENERAL ELECTION_ — November 07, 2017

Page 139 of 304

11/13/2017 05:26 PM

Total Number of Voters : 27,789 of 411,305 = 6.76%

Precincts Reporting 152 of 152 = 100.00%

Party	Candidate	Early		Election		Total	
Precinct 2101 (Ballots Cast: 85)							
STATE OF TEXAS PROPOSITION 1, Vote For 1							
	FOR	22	100.00%	53	86.89%	75	90.36%
	AGAINST	0	0.00%	8	13.11%	8	9.64%
	Cast Votes:	22	100.00%	61	96.83%	83	97.65%
	Over Votes:	0	0.00%	0	0.00%	0	0.00%
	Under Votes:	0	0.00%	2	3.17%	2	2.35%
STATE OF TEXAS PROPOSITION 2, Vote For 1							
	FOR	19	86.36%	48	78.69%	67	80.72%
	AGAINST	3	13.64%	13	21.31%	16	19.28%
	Cast Votes:	22	100.00%	61	96.83%	83	97.65%
	Over Votes:	0	0.00%	0	0.00%	0	0.00%
	Under Votes:	0	0.00%	2	3.17%	2	2.35%
STATE OF TEXAS PROPOSITION 3, Vote For 1							
	FOR	19	86.36%	48	77.42%	67	79.76%
	AGAINST	3	13.64%	14	22.58%	17	20.24%
	Cast Votes:	22	100.00%	62	98.41%	84	98.82%
	Over Votes:	0	0.00%	0	0.00%	0	0.00%
	Under Votes:	0	0.00%	1	1.59%	1	1.18%
STATE OF TEXAS PROPOSITION 4, Vote For 1							
	FOR	16	72.73%	37	60.66%	53	63.86%
	AGAINST	6	27.27%	24	39.34%	30	36.14%
	Cast Votes:	22	100.00%	61	96.83%	83	97.65%
	Over Votes:	0	0.00%	0	0.00%	0	0.00%
	Under Votes:	0	0.00%	2	3.17%	2	2.35%
STATE OF TEXAS PROPOSITION 5, Vote For 1							
	FOR	13	59.09%	34	55.74%	47	56.63%
	AGAINST	9	40.91%	27	44.26%	36	43.37%
	Cast Votes:	22	100.00%	61	96.83%	83	97.65%
	Over Votes:	0	0.00%	0	0.00%	0	0.00%
	Under Votes:	0	0.00%	2	3.17%	2	2.35%
STATE OF TEXAS PROPOSITION 6, Vote For 1							
	FOR	22	100.00%	53	85.48%	75	89.29%
	AGAINST	0	0.00%	9	14.52%	9	10.71%
	Cast Votes:	22	100.00%	62	98.41%	84	98.82%
	Over Votes:	0	0.00%	0	0.00%	0	0.00%
	Under Votes:	0	0.00%	1	1.59%	1	1.18%

Constitutional Amendment Election - PCT Report — Official
FORT BEND COUNTY, TEXAS — SPECIAL AND GENERAL ELECTION_ — November 07, 2017

Page 140 of 304

11/13/2017 05:26 PM

Total Number of Voters : 27,789 of 411,305 = 6.76%

Precincts Reporting 152 of 152 = 100.00%

Party	Candidate	Early		Election		Total	
Precinct 2101 (Ballots Cast: 85)							
STATE OF TEXAS PROPOSITION 7, Vote For 1							
	FOR	16	72.73%	39	62.90%	55	65.48%
	AGAINST	6	27.27%	23	37.10%	29	34.52%
	Cast Votes:	22	100.00%	62	98.41%	84	98.82%
	Over Votes:	0	0.00%	0	0.00%	0	0.00%
	Under Votes:	0	0.00%	1	1.59%	1	1.18%

Constitutional Amendment Election - PCT Report — Official

FORT BEND COUNTY, TEXAS — SPECIAL AND GENERAL ELECTION_ — November 07, 2017

Page 141 of 304

11/13/2017 05:26 PM

Total Number of Voters : 27,789 of 411,305 = 6.76%

Precincts Reporting 152 of 152 = 100.00%

Party	Candidate	Early		Election		Total	
Precinct 2106 (Ballots Cast: 62)							
STATE OF TEXAS PROPOSITION 1, Vote For 1							
	FOR	20	100.00%	34	85.00%	54	90.00%
	AGAINST	0	0.00%	6	15.00%	6	10.00%
	Cast Votes:	20	100.00%	40	95.24%	60	96.77%
	Over Votes:	0	0.00%	0	0.00%	0	0.00%
	Under Votes:	0	0.00%	2	4.76%	2	3.23%
STATE OF TEXAS PROPOSITION 2, Vote For 1							
	FOR	17	85.00%	33	80.49%	50	81.97%
	AGAINST	3	15.00%	8	19.51%	11	18.03%
	Cast Votes:	20	100.00%	41	97.62%	61	98.39%
	Over Votes:	0	0.00%	0	0.00%	0	0.00%
	Under Votes:	0	0.00%	1	2.38%	1	1.61%
STATE OF TEXAS PROPOSITION 3, Vote For 1							
	FOR	19	95.00%	33	84.62%	52	88.14%
	AGAINST	1	5.00%	6	15.38%	7	11.86%
	Cast Votes:	20	100.00%	39	92.86%	59	95.16%
	Over Votes:	0	0.00%	0	0.00%	0	0.00%
	Under Votes:	0	0.00%	3	7.14%	3	4.84%
STATE OF TEXAS PROPOSITION 4, Vote For 1							
	FOR	14	70.00%	28	68.29%	42	68.85%
	AGAINST	6	30.00%	13	31.71%	19	31.15%
	Cast Votes:	20	100.00%	41	97.62%	61	98.39%
	Over Votes:	0	0.00%	0	0.00%	0	0.00%
	Under Votes:	0	0.00%	1	2.38%	1	1.61%
STATE OF TEXAS PROPOSITION 5, Vote For 1							
	FOR	13	65.00%	26	63.41%	39	63.93%
	AGAINST	7	35.00%	15	36.59%	22	36.07%
	Cast Votes:	20	100.00%	41	97.62%	61	98.39%
	Over Votes:	0	0.00%	0	0.00%	0	0.00%
	Under Votes:	0	0.00%	1	2.38%	1	1.61%
STATE OF TEXAS PROPOSITION 6, Vote For 1							
	FOR	17	85.00%	36	87.80%	53	86.89%
	AGAINST	3	15.00%	5	12.20%	8	13.11%
	Cast Votes:	20	100.00%	41	97.62%	61	98.39%
	Over Votes:	0	0.00%	0	0.00%	0	0.00%
	Under Votes:	0	0.00%	1	2.38%	1	1.61%

Constitutional Amendment Election - PCT Report — Official
FORT BEND COUNTY, TEXAS — SPECIAL AND GENERAL ELECTION_ — November 07, 2017

Page 142 of 304

11/13/2017 05:26 PM

Total Number of Voters : 27,789 of 411,305 = 6.76%

Precincts Reporting 152 of 152 = 100.00%

Party	Candidate	Early		Election		Total	
Precinct 2106 (Ballots Cast: 62)							
STATE OF TEXAS PROPOSITION 7, Vote For 1							
	FOR	12	60.00%	29	69.05%	41	66.13%
	AGAINST	8	40.00%	13	30.95%	21	33.87%
	Cast Votes:	20	100.00%	42	100.00%	62	100.00%
	Over Votes:	0	0.00%	0	0.00%	0	0.00%
	Under Votes:	0	0.00%	0	0.00%	0	0.00%

Constitutional Amendment Election - PCT Report — Official

FORT BEND COUNTY, TEXAS — SPECIAL AND GENERAL ELECTION_ — November 07, 2017

Page 143 of 304

11/13/2017 05:26 PM

Total Number of Voters : 27,789 of 411,305 = 6.76%

Precincts Reporting 152 of 152 = 100.00%

Party	Candidate	Early		Election		Total	
Precinct 2108 (Ballots Cast: 271)							
STATE OF TEXAS PROPOSITION 1, Vote For 1							
	FOR	81	92.05%	160	88.89%	241	89.93%
	AGAINST	7	7.95%	20	11.11%	27	10.07%
	Cast Votes:	88	98.88%	180	98.90%	268	98.89%
	Over Votes:	0	0.00%	0	0.00%	0	0.00%
	Under Votes:	1	1.12%	2	1.10%	3	1.11%
STATE OF TEXAS PROPOSITION 2, Vote For 1							
	FOR	65	73.86%	133	74.30%	198	74.16%
	AGAINST	23	26.14%	46	25.70%	69	25.84%
	Cast Votes:	88	98.88%	179	98.35%	267	98.52%
	Over Votes:	0	0.00%	0	0.00%	0	0.00%
	Under Votes:	1	1.12%	3	1.65%	4	1.48%
STATE OF TEXAS PROPOSITION 3, Vote For 1							
	FOR	70	80.46%	143	80.34%	213	80.38%
	AGAINST	17	19.54%	35	19.66%	52	19.62%
	Cast Votes:	87	97.75%	178	97.80%	265	97.79%
	Over Votes:	0	0.00%	0	0.00%	0	0.00%
	Under Votes:	2	2.25%	4	2.20%	6	2.21%
STATE OF TEXAS PROPOSITION 4, Vote For 1							
	FOR	55	61.80%	112	62.92%	167	62.55%
	AGAINST	34	38.20%	66	37.08%	100	37.45%
	Cast Votes:	89	100.00%	178	97.80%	267	98.52%
	Over Votes:	0	0.00%	0	0.00%	0	0.00%
	Under Votes:	0	0.00%	4	2.20%	4	1.48%
STATE OF TEXAS PROPOSITION 5, Vote For 1							
	FOR	51	58.62%	120	67.80%	171	64.77%
	AGAINST	36	41.38%	57	32.20%	93	35.23%
	Cast Votes:	87	97.75%	177	97.25%	264	97.42%
	Over Votes:	0	0.00%	0	0.00%	0	0.00%
	Under Votes:	2	2.25%	5	2.75%	7	2.58%
STATE OF TEXAS PROPOSITION 6, Vote For 1							
	FOR	78	87.64%	162	89.50%	240	88.89%
	AGAINST	11	12.36%	19	10.50%	30	11.11%
	Cast Votes:	89	100.00%	181	99.45%	270	99.63%
	Over Votes:	0	0.00%	0	0.00%	0	0.00%
	Under Votes:	0	0.00%	1	0.55%	1	0.37%

Constitutional Amendment Election - PCT Report — Official
FORT BEND COUNTY, TEXAS — SPECIAL AND GENERAL ELECTION_ — November 07, 2017

Page 144 of 304

11/13/2017 05:26 PM

Total Number of Voters : 27,789 of 411,305 = 6.76%

Precincts Reporting 152 of 152 = 100.00%

Party	Candidate	Early		Election		Total	
Precinct 2108 (Ballots Cast: 271)							
STATE OF TEXAS PROPOSITION 7, Vote For 1							
	FOR	62	69.66%	123	69.10%	185	69.29%
	AGAINST	27	30.34%	55	30.90%	82	30.71%
	Cast Votes:	89	100.00%	178	97.80%	267	98.52%
	Over Votes:	0	0.00%	0	0.00%	0	0.00%
	Under Votes:	0	0.00%	4	2.20%	4	1.48%

Constitutional Amendment Election - PCT Report — Official

FORT BEND COUNTY, TEXAS — SPECIAL AND GENERAL ELECTION_ — November 07, 2017

Page 145 of 304

11/13/2017 05:26 PM

Total Number of Voters : 27,789 of 411,305 = 6.76%

Precincts Reporting 152 of 152 = 100.00%

Party	Candidate	Early		Election		Total	
Precinct 2112 (Ballots Cast: 2)							
STATE OF TEXAS PROPOSITION 1, Vote For 1							
	FOR	1	100.00%	1	100.00%	2	100.00%
	AGAINST	0	0.00%	0	0.00%	0	0.00%
	Cast Votes:	1	100.00%	1	100.00%	2	100.00%
	Over Votes:	0	0.00%	0	0.00%	0	0.00%
	Under Votes:	0	0.00%	0	0.00%	0	0.00%
STATE OF TEXAS PROPOSITION 2, Vote For 1							
	FOR	0	0.00%	1	100.00%	1	50.00%
	AGAINST	1	100.00%	0	0.00%	1	50.00%
	Cast Votes:	1	100.00%	1	100.00%	2	100.00%
	Over Votes:	0	0.00%	0	0.00%	0	0.00%
	Under Votes:	0	0.00%	0	0.00%	0	0.00%
STATE OF TEXAS PROPOSITION 3, Vote For 1							
	FOR	1	100.00%	1	100.00%	2	100.00%
	AGAINST	0	0.00%	0	0.00%	0	0.00%
	Cast Votes:	1	100.00%	1	100.00%	2	100.00%
	Over Votes:	0	0.00%	0	0.00%	0	0.00%
	Under Votes:	0	0.00%	0	0.00%	0	0.00%
STATE OF TEXAS PROPOSITION 4, Vote For 1							
	FOR	0	0.00%	1	100.00%	1	50.00%
	AGAINST	1	100.00%	0	0.00%	1	50.00%
	Cast Votes:	1	100.00%	1	100.00%	2	100.00%
	Over Votes:	0	0.00%	0	0.00%	0	0.00%
	Under Votes:	0	0.00%	0	0.00%	0	0.00%
STATE OF TEXAS PROPOSITION 5, Vote For 1							
	FOR	1	100.00%	1	100.00%	2	100.00%
	AGAINST	0	0.00%	0	0.00%	0	0.00%
	Cast Votes:	1	100.00%	1	100.00%	2	100.00%
	Over Votes:	0	0.00%	0	0.00%	0	0.00%
	Under Votes:	0	0.00%	0	0.00%	0	0.00%
STATE OF TEXAS PROPOSITION 6, Vote For 1							
	FOR	1	100.00%	1	100.00%	2	100.00%
	AGAINST	0	0.00%	0	0.00%	0	0.00%
	Cast Votes:	1	100.00%	1	100.00%	2	100.00%
	Over Votes:	0	0.00%	0	0.00%	0	0.00%
	Under Votes:	0	0.00%	0	0.00%	0	0.00%

Constitutional Amendment Election - PCT Report — Official
FORT BEND COUNTY, TEXAS — SPECIAL AND GENERAL ELECTION_ — November 07, 2017

Page 146 of 304

11/13/2017 05:26 PM

Total Number of Voters : 27,789 of 411,305 = 6.76%

Precincts Reporting 152 of 152 = 100.00%

Party	Candidate	Early		Election		Total	
Precinct 2112 (Ballots Cast: 2)							
STATE OF TEXAS PROPOSITION 7, Vote For 1							
	FOR	0	0.00%	1	100.00%	1	50.00%
	AGAINST	1	100.00%	0	0.00%	1	50.00%
	Cast Votes:	1	100.00%	1	100.00%	2	100.00%
	Over Votes:	0	0.00%	0	0.00%	0	0.00%
	Under Votes:	0	0.00%	0	0.00%	0	0.00%

Constitutional Amendment Election - PCT Report — Official

FORT BEND COUNTY, TEXAS — SPECIAL AND GENERAL ELECTION_ — November 07, 2017

Page 147 of 304

11/13/2017 05:26 PM

Total Number of Voters : 27,789 of 411,305 = 6.76%

Precincts Reporting 152 of 152 = 100.00%

Party	Candidate	Early		Election		Total	
Precinct 2115 (Ballots Cast: 80)							
STATE OF TEXAS PROPOSITION 1, Vote For 1							
	FOR	16	94.12%	55	88.71%	71	89.87%
	AGAINST	1	5.88%	7	11.29%	8	10.13%
	Cast Votes:	17	100.00%	62	98.41%	79	98.75%
	Over Votes:	0	0.00%	0	0.00%	0	0.00%
	Under Votes:	0	0.00%	1	1.59%	1	1.25%
STATE OF TEXAS PROPOSITION 2, Vote For 1							
	FOR	13	81.25%	43	69.35%	56	71.79%
	AGAINST	3	18.75%	19	30.65%	22	28.21%
	Cast Votes:	16	94.12%	62	98.41%	78	97.50%
	Over Votes:	0	0.00%	0	0.00%	0	0.00%
	Under Votes:	1	5.88%	1	1.59%	2	2.50%
STATE OF TEXAS PROPOSITION 3, Vote For 1							
	FOR	14	93.33%	51	83.61%	65	85.53%
	AGAINST	1	6.67%	10	16.39%	11	14.47%
	Cast Votes:	15	88.24%	61	96.83%	76	95.00%
	Over Votes:	0	0.00%	0	0.00%	0	0.00%
	Under Votes:	2	11.76%	2	3.17%	4	5.00%
STATE OF TEXAS PROPOSITION 4, Vote For 1							
	FOR	12	80.00%	41	69.49%	53	71.62%
	AGAINST	3	20.00%	18	30.51%	21	28.38%
	Cast Votes:	15	88.24%	59	93.65%	74	92.50%
	Over Votes:	0	0.00%	0	0.00%	0	0.00%
	Under Votes:	2	11.76%	4	6.35%	6	7.50%
STATE OF TEXAS PROPOSITION 5, Vote For 1							
	FOR	12	75.00%	43	71.67%	55	72.37%
	AGAINST	4	25.00%	17	28.33%	21	27.63%
	Cast Votes:	16	94.12%	60	95.24%	76	95.00%
	Over Votes:	0	0.00%	0	0.00%	0	0.00%
	Under Votes:	1	5.88%	3	4.76%	4	5.00%
STATE OF TEXAS PROPOSITION 6, Vote For 1							
	FOR	14	87.50%	54	88.52%	68	88.31%
	AGAINST	2	12.50%	7	11.48%	9	11.69%
	Cast Votes:	16	94.12%	61	96.83%	77	96.25%
	Over Votes:	0	0.00%	0	0.00%	0	0.00%
	Under Votes:	1	5.88%	2	3.17%	3	3.75%

Constitutional Amendment Election - PCT Report — Official
FORT BEND COUNTY, TEXAS — SPECIAL AND GENERAL ELECTION_ — November 07, 2017

Page 148 of 304

11/13/2017 05:26 PM

Total Number of Voters : 27,789 of 411,305 = 6.76%

Precincts Reporting 152 of 152 = 100.00%

Party	Candidate	Early		Election		Total	
Precinct 2115 (Ballots Cast: 80)							
STATE OF TEXAS PROPOSITION 7, Vote For 1							
	FOR	10	66.67%	42	68.85%	52	68.42%
	AGAINST	5	33.33%	19	31.15%	24	31.58%
	Cast Votes:	15	88.24%	61	96.83%	76	95.00%
	Over Votes:	0	0.00%	0	0.00%	0	0.00%
	Under Votes:	2	11.76%	2	3.17%	4	5.00%

Constitutional Amendment Election - PCT Report — Official

FORT BEND COUNTY, TEXAS — SPECIAL AND GENERAL ELECTION_ — November 07, 2017

Page 149 of 304

11/13/2017 05:26 PM

Total Number of Voters : 27,789 of 411,305 = 6.76%

Precincts Reporting 152 of 152 = 100.00%

Party	Candidate	Early		Election		Total	
Precinct 2116 (Ballots Cast: 294)							
STATE OF TEXAS PROPOSITION 1, Vote For 1							
	FOR	75	85.23%	179	90.86%	254	89.12%
	AGAINST	13	14.77%	18	9.14%	31	10.88%
	Cast Votes:	88	96.70%	197	97.04%	285	96.94%
	Over Votes:	0	0.00%	0	0.00%	0	0.00%
	Under Votes:	3	3.30%	6	2.96%	9	3.06%
STATE OF TEXAS PROPOSITION 2, Vote For 1							
	FOR	74	83.15%	169	85.79%	243	84.97%
	AGAINST	15	16.85%	28	14.21%	43	15.03%
	Cast Votes:	89	97.80%	197	97.04%	286	97.28%
	Over Votes:	0	0.00%	0	0.00%	0	0.00%
	Under Votes:	2	2.20%	6	2.96%	8	2.72%
STATE OF TEXAS PROPOSITION 3, Vote For 1							
	FOR	72	81.82%	171	87.24%	243	85.56%
	AGAINST	16	18.18%	25	12.76%	41	14.44%
	Cast Votes:	88	96.70%	196	96.55%	284	96.60%
	Over Votes:	0	0.00%	0	0.00%	0	0.00%
	Under Votes:	3	3.30%	7	3.45%	10	3.40%
STATE OF TEXAS PROPOSITION 4, Vote For 1							
	FOR	68	77.27%	152	79.58%	220	78.85%
	AGAINST	20	22.73%	39	20.42%	59	21.15%
	Cast Votes:	88	96.70%	191	94.09%	279	94.90%
	Over Votes:	0	0.00%	0	0.00%	0	0.00%
	Under Votes:	3	3.30%	12	5.91%	15	5.10%
STATE OF TEXAS PROPOSITION 5, Vote For 1							
	FOR	56	63.64%	142	74.35%	198	70.97%
	AGAINST	32	36.36%	49	25.65%	81	29.03%
	Cast Votes:	88	96.70%	191	94.09%	279	94.90%
	Over Votes:	0	0.00%	0	0.00%	0	0.00%
	Under Votes:	3	3.30%	12	5.91%	15	5.10%
STATE OF TEXAS PROPOSITION 6, Vote For 1							
	FOR	78	87.64%	180	91.37%	258	90.21%
	AGAINST	11	12.36%	17	8.63%	28	9.79%
	Cast Votes:	89	97.80%	197	97.04%	286	97.28%
	Over Votes:	0	0.00%	0	0.00%	0	0.00%
	Under Votes:	2	2.20%	6	2.96%	8	2.72%

Constitutional Amendment Election - PCT Report — Official
FORT BEND COUNTY, TEXAS — SPECIAL AND GENERAL ELECTION_ — November 07, 2017

Page 150 of 304

11/13/2017 05:26 PM

Total Number of Voters : 27,789 of 411,305 = 6.76%

Precincts Reporting 152 of 152 = 100.00%

Party	Candidate	Early		Election		Total	
Precinct 2116 (Ballots Cast: 294)							
STATE OF TEXAS PROPOSITION 7, Vote For 1							
	FOR	66	74.16%	149	77.60%	215	76.51%
	AGAINST	23	25.84%	43	22.40%	66	23.49%
	Cast Votes:	89	97.80%	192	94.58%	281	95.58%
	Over Votes:	0	0.00%	0	0.00%	0	0.00%
	Under Votes:	2	2.20%	11	5.42%	13	4.42%

Constitutional Amendment Election - PCT Report — Official

FORT BEND COUNTY, TEXAS — SPECIAL AND GENERAL ELECTION_ — November 07, 2017

Page 151 of 304

11/13/2017 05:26 PM

Total Number of Voters : 27,789 of 411,305 = 6.76%

Precincts Reporting 152 of 152 = 100.00%

Party	Candidate	Early		Election		Total	
Precinct 2123 (Ballots Cast: 117)							
STATE OF TEXAS PROPOSITION 1, Vote For 1							
	FOR	28	87.50%	72	86.75%	100	86.96%
	AGAINST	4	12.50%	11	13.25%	15	13.04%
	Cast Votes:	32	100.00%	83	97.65%	115	98.29%
	Over Votes:	0	0.00%	0	0.00%	0	0.00%
	Under Votes:	0	0.00%	2	2.35%	2	1.71%
STATE OF TEXAS PROPOSITION 2, Vote For 1							
	FOR	26	81.25%	69	83.13%	95	82.61%
	AGAINST	6	18.75%	14	16.87%	20	17.39%
	Cast Votes:	32	100.00%	83	97.65%	115	98.29%
	Over Votes:	0	0.00%	0	0.00%	0	0.00%
	Under Votes:	0	0.00%	2	2.35%	2	1.71%
STATE OF TEXAS PROPOSITION 3, Vote For 1							
	FOR	26	83.87%	75	89.29%	101	87.83%
	AGAINST	5	16.13%	9	10.71%	14	12.17%
	Cast Votes:	31	96.88%	84	98.82%	115	98.29%
	Over Votes:	0	0.00%	0	0.00%	0	0.00%
	Under Votes:	1	3.13%	1	1.18%	2	1.71%
STATE OF TEXAS PROPOSITION 4, Vote For 1							
	FOR	21	67.74%	70	85.37%	91	80.53%
	AGAINST	10	32.26%	12	14.63%	22	19.47%
	Cast Votes:	31	96.88%	82	96.47%	113	96.58%
	Over Votes:	0	0.00%	0	0.00%	0	0.00%
	Under Votes:	1	3.13%	3	3.53%	4	3.42%
STATE OF TEXAS PROPOSITION 5, Vote For 1							
	FOR	18	60.00%	63	75.90%	81	71.68%
	AGAINST	12	40.00%	20	24.10%	32	28.32%
	Cast Votes:	30	93.75%	83	97.65%	113	96.58%
	Over Votes:	0	0.00%	0	0.00%	0	0.00%
	Under Votes:	2	6.25%	2	2.35%	4	3.42%
STATE OF TEXAS PROPOSITION 6, Vote For 1							
	FOR	30	93.75%	75	89.29%	105	90.52%
	AGAINST	2	6.25%	9	10.71%	11	9.48%
	Cast Votes:	32	100.00%	84	98.82%	116	99.15%
	Over Votes:	0	0.00%	0	0.00%	0	0.00%
	Under Votes:	0	0.00%	1	1.18%	1	0.85%

Constitutional Amendment Election - PCT Report — Official
FORT BEND COUNTY, TEXAS — SPECIAL AND GENERAL ELECTION_ — November 07, 2017

Page 152 of 304

11/13/2017 05:26 PM

Total Number of Voters : 27,789 of 411,305 = 6.76%

Precincts Reporting 152 of 152 = 100.00%

Party	Candidate	Early		Election		Total	
Precinct 2123 (Ballots Cast: 117)							
STATE OF TEXAS PROPOSITION 7, Vote For 1							
	FOR	19	59.38%	70	83.33%	89	76.72%
	AGAINST	13	40.63%	14	16.67%	27	23.28%
	Cast Votes:	32	100.00%	84	98.82%	116	99.15%
	Over Votes:	0	0.00%	0	0.00%	0	0.00%
	Under Votes:	0	0.00%	1	1.18%	1	0.85%

Constitutional Amendment Election - PCT Report — Official

FORT BEND COUNTY, TEXAS — SPECIAL AND GENERAL ELECTION_ — November 07, 2017

Page 153 of 304

11/13/2017 05:26 PM

Total Number of Voters : 27,789 of 411,305 = 6.76%

Precincts Reporting 152 of 152 = 100.00%

Party	Candidate	Early		Election		Total	
Precinct 2136 (Ballots Cast: 26)							
STATE OF TEXAS PROPOSITION 1, Vote For 1							
	FOR	3	100.00%	22	95.65%	25	96.15%
	AGAINST	0	0.00%	1	4.35%	1	3.85%
	Cast Votes:	3	100.00%	23	100.00%	26	100.00%
	Over Votes:	0	0.00%	0	0.00%	0	0.00%
	Under Votes:	0	0.00%	0	0.00%	0	0.00%
STATE OF TEXAS PROPOSITION 2, Vote For 1							
	FOR	3	100.00%	19	82.61%	22	84.62%
	AGAINST	0	0.00%	4	17.39%	4	15.38%
	Cast Votes:	3	100.00%	23	100.00%	26	100.00%
	Over Votes:	0	0.00%	0	0.00%	0	0.00%
	Under Votes:	0	0.00%	0	0.00%	0	0.00%
STATE OF TEXAS PROPOSITION 3, Vote For 1							
	FOR	2	66.67%	21	95.45%	23	92.00%
	AGAINST	1	33.33%	1	4.55%	2	8.00%
	Cast Votes:	3	100.00%	22	95.65%	25	96.15%
	Over Votes:	0	0.00%	0	0.00%	0	0.00%
	Under Votes:	0	0.00%	1	4.35%	1	3.85%
STATE OF TEXAS PROPOSITION 4, Vote For 1							
	FOR	1	33.33%	15	68.18%	16	64.00%
	AGAINST	2	66.67%	7	31.82%	9	36.00%
	Cast Votes:	3	100.00%	22	95.65%	25	96.15%
	Over Votes:	0	0.00%	0	0.00%	0	0.00%
	Under Votes:	0	0.00%	1	4.35%	1	3.85%
STATE OF TEXAS PROPOSITION 5, Vote For 1							
	FOR	1	33.33%	16	72.73%	17	68.00%
	AGAINST	2	66.67%	6	27.27%	8	32.00%
	Cast Votes:	3	100.00%	22	95.65%	25	96.15%
	Over Votes:	0	0.00%	0	0.00%	0	0.00%
	Under Votes:	0	0.00%	1	4.35%	1	3.85%
STATE OF TEXAS PROPOSITION 6, Vote For 1							
	FOR	2	66.67%	20	90.91%	22	88.00%
	AGAINST	1	33.33%	2	9.09%	3	12.00%
	Cast Votes:	3	100.00%	22	95.65%	25	96.15%
	Over Votes:	0	0.00%	0	0.00%	0	0.00%
	Under Votes:	0	0.00%	1	4.35%	1	3.85%

Constitutional Amendment Election - PCT Report — Official
FORT BEND COUNTY, TEXAS — SPECIAL AND GENERAL ELECTION_ — November 07, 2017

Page 154 of 304

11/13/2017 05:26 PM

Total Number of Voters : 27,789 of 411,305 = 6.76%

Precincts Reporting 152 of 152 = 100.00%

Party	Candidate	Early		Election		Total	
Precinct 2136 (Ballots Cast: 26)							
STATE OF TEXAS PROPOSITION 7, Vote For 1							
	FOR	3	100.00%	17	85.00%	20	86.96%
	AGAINST	0	0.00%	3	15.00%	3	13.04%
	Cast Votes:	3	100.00%	20	86.96%	23	88.46%
	Over Votes:	0	0.00%	0	0.00%	0	0.00%
	Under Votes:	0	0.00%	3	13.04%	3	11.54%

Constitutional Amendment Election - PCT Report — Official

FORT BEND COUNTY, TEXAS — SPECIAL AND GENERAL ELECTION_ — November 07, 2017

Page 155 of 304

11/13/2017 05:26 PM

Total Number of Voters : 27,789 of 411,305 = 6.76%

Precincts Reporting 152 of 152 = 100.00%

Party	Candidate	Early		Election		Total	
Precinct 2137 (Ballots Cast: 35)							
STATE OF TEXAS PROPOSITION 1, Vote For 1							
	FOR	11	78.57%	15	71.43%	26	74.29%
	AGAINST	3	21.43%	6	28.57%	9	25.71%
	Cast Votes:	14	100.00%	21	100.00%	35	100.00%
	Over Votes:	0	0.00%	0	0.00%	0	0.00%
	Under Votes:	0	0.00%	0	0.00%	0	0.00%
STATE OF TEXAS PROPOSITION 2, Vote For 1							
	FOR	10	71.43%	16	76.19%	26	74.29%
	AGAINST	4	28.57%	5	23.81%	9	25.71%
	Cast Votes:	14	100.00%	21	100.00%	35	100.00%
	Over Votes:	0	0.00%	0	0.00%	0	0.00%
	Under Votes:	0	0.00%	0	0.00%	0	0.00%
STATE OF TEXAS PROPOSITION 3, Vote For 1							
	FOR	14	100.00%	16	80.00%	30	88.24%
	AGAINST	0	0.00%	4	20.00%	4	11.76%
	Cast Votes:	14	100.00%	20	95.24%	34	97.14%
	Over Votes:	0	0.00%	0	0.00%	0	0.00%
	Under Votes:	0	0.00%	1	4.76%	1	2.86%
STATE OF TEXAS PROPOSITION 4, Vote For 1							
	FOR	10	71.43%	15	83.33%	25	78.13%
	AGAINST	4	28.57%	3	16.67%	7	21.88%
	Cast Votes:	14	100.00%	18	85.71%	32	91.43%
	Over Votes:	0	0.00%	0	0.00%	0	0.00%
	Under Votes:	0	0.00%	3	14.29%	3	8.57%
STATE OF TEXAS PROPOSITION 5, Vote For 1							
	FOR	6	42.86%	11	61.11%	17	53.13%
	AGAINST	8	57.14%	7	38.89%	15	46.88%
	Cast Votes:	14	100.00%	18	85.71%	32	91.43%
	Over Votes:	0	0.00%	0	0.00%	0	0.00%
	Under Votes:	0	0.00%	3	14.29%	3	8.57%
STATE OF TEXAS PROPOSITION 6, Vote For 1							
	FOR	12	85.71%	17	85.00%	29	85.29%
	AGAINST	2	14.29%	3	15.00%	5	14.71%
	Cast Votes:	14	100.00%	20	95.24%	34	97.14%
	Over Votes:	0	0.00%	0	0.00%	0	0.00%
	Under Votes:	0	0.00%	1	4.76%	1	2.86%

Constitutional Amendment Election - PCT Report — Official
FORT BEND COUNTY, TEXAS — SPECIAL AND GENERAL ELECTION_ — November 07, 2017

Page 156 of 304

11/13/2017 05:26 PM

Total Number of Voters : 27,789 of 411,305 = 6.76%

Precincts Reporting 152 of 152 = 100.00%

Party	Candidate	Early		Election		Total	
Precinct 2137 (Ballots Cast: 35)							
STATE OF TEXAS PROPOSITION 7, Vote For 1							
	FOR	6	42.86%	16	84.21%	22	66.67%
	AGAINST	8	57.14%	3	15.79%	11	33.33%
	Cast Votes:	14	100.00%	19	90.48%	33	94.29%
	Over Votes:	0	0.00%	0	0.00%	0	0.00%
	Under Votes:	0	0.00%	2	9.52%	2	5.71%

Constitutional Amendment Election - PCT Report — Official

FORT BEND COUNTY, TEXAS — SPECIAL AND GENERAL ELECTION_ — November 07, 2017

Page 157 of 304

11/13/2017 05:26 PM

Total Number of Voters : 27,789 of 411,305 = 6.76%

Precincts Reporting 152 of 152 = 100.00%

Party	Candidate	Early		Election		Total	
Precinct 2138 (Ballots Cast: 55)							
STATE OF TEXAS PROPOSITION 1, Vote For 1							
	FOR	22	88.00%	25	83.33%	47	85.45%
	AGAINST	3	12.00%	5	16.67%	8	14.55%
	Cast Votes:	25	100.00%	30	100.00%	55	100.00%
	Over Votes:	0	0.00%	0	0.00%	0	0.00%
	Under Votes:	0	0.00%	0	0.00%	0	0.00%
STATE OF TEXAS PROPOSITION 2, Vote For 1							
	FOR	22	88.00%	21	70.00%	43	78.18%
	AGAINST	3	12.00%	9	30.00%	12	21.82%
	Cast Votes:	25	100.00%	30	100.00%	55	100.00%
	Over Votes:	0	0.00%	0	0.00%	0	0.00%
	Under Votes:	0	0.00%	0	0.00%	0	0.00%
STATE OF TEXAS PROPOSITION 3, Vote For 1							
	FOR	21	84.00%	21	70.00%	42	76.36%
	AGAINST	4	16.00%	9	30.00%	13	23.64%
	Cast Votes:	25	100.00%	30	100.00%	55	100.00%
	Over Votes:	0	0.00%	0	0.00%	0	0.00%
	Under Votes:	0	0.00%	0	0.00%	0	0.00%
STATE OF TEXAS PROPOSITION 4, Vote For 1							
	FOR	20	83.33%	18	60.00%	38	70.37%
	AGAINST	4	16.67%	12	40.00%	16	29.63%
	Cast Votes:	24	96.00%	30	100.00%	54	98.18%
	Over Votes:	0	0.00%	0	0.00%	0	0.00%
	Under Votes:	1	4.00%	0	0.00%	1	1.82%
STATE OF TEXAS PROPOSITION 5, Vote For 1							
	FOR	23	92.00%	16	53.33%	39	70.91%
	AGAINST	2	8.00%	14	46.67%	16	29.09%
	Cast Votes:	25	100.00%	30	100.00%	55	100.00%
	Over Votes:	0	0.00%	0	0.00%	0	0.00%
	Under Votes:	0	0.00%	0	0.00%	0	0.00%
STATE OF TEXAS PROPOSITION 6, Vote For 1							
	FOR	23	92.00%	26	86.67%	49	89.09%
	AGAINST	2	8.00%	4	13.33%	6	10.91%
	Cast Votes:	25	100.00%	30	100.00%	55	100.00%
	Over Votes:	0	0.00%	0	0.00%	0	0.00%
	Under Votes:	0	0.00%	0	0.00%	0	0.00%

Constitutional Amendment Election - PCT Report — Official
FORT BEND COUNTY, TEXAS — SPECIAL AND GENERAL ELECTION_ — November 07, 2017

Page 158 of 304

11/13/2017 05:26 PM

Total Number of Voters : 27,789 of 411,305 = 6.76%

Precincts Reporting 152 of 152 = 100.00%

Party	Candidate	Early		Election		Total	
Precinct 2138 (Ballots Cast: 55)							
STATE OF TEXAS PROPOSITION 7, Vote For 1							
	FOR	21	84.00%	17	56.67%	38	69.09%
	AGAINST	4	16.00%	13	43.33%	17	30.91%
	Cast Votes:	25	100.00%	30	100.00%	55	100.00%
	Over Votes:	0	0.00%	0	0.00%	0	0.00%
	Under Votes:	0	0.00%	0	0.00%	0	0.00%

Constitutional Amendment Election - PCT Report — Official

FORT BEND COUNTY, TEXAS — SPECIAL AND GENERAL ELECTION_ — November 07, 2017

Page 159 of 304

11/13/2017 05:26 PM

Total Number of Voters : 27,789 of 411,305 = 6.76%

Precincts Reporting 152 of 152 = 100.00%

Party	Candidate	Early		Election		Total	
Precinct 2139 (Ballots Cast: 5)							
STATE OF TEXAS PROPOSITION 1, Vote For 1							
	FOR	2	100.00%	3	100.00%	5	100.00%
	AGAINST	0	0.00%	0	0.00%	0	0.00%
	Cast Votes:	2	100.00%	3	100.00%	5	100.00%
	Over Votes:	0	0.00%	0	0.00%	0	0.00%
	Under Votes:	0	0.00%	0	0.00%	0	0.00%
STATE OF TEXAS PROPOSITION 2, Vote For 1							
	FOR	2	100.00%	3	100.00%	5	100.00%
	AGAINST	0	0.00%	0	0.00%	0	0.00%
	Cast Votes:	2	100.00%	3	100.00%	5	100.00%
	Over Votes:	0	0.00%	0	0.00%	0	0.00%
	Under Votes:	0	0.00%	0	0.00%	0	0.00%
STATE OF TEXAS PROPOSITION 3, Vote For 1							
	FOR	1	50.00%	3	100.00%	4	80.00%
	AGAINST	1	50.00%	0	0.00%	1	20.00%
	Cast Votes:	2	100.00%	3	100.00%	5	100.00%
	Over Votes:	0	0.00%	0	0.00%	0	0.00%
	Under Votes:	0	0.00%	0	0.00%	0	0.00%
STATE OF TEXAS PROPOSITION 4, Vote For 1							
	FOR	2	100.00%	3	100.00%	5	100.00%
	AGAINST	0	0.00%	0	0.00%	0	0.00%
	Cast Votes:	2	100.00%	3	100.00%	5	100.00%
	Over Votes:	0	0.00%	0	0.00%	0	0.00%
	Under Votes:	0	0.00%	0	0.00%	0	0.00%
STATE OF TEXAS PROPOSITION 5, Vote For 1							
	FOR	2	100.00%	3	100.00%	5	100.00%
	AGAINST	0	0.00%	0	0.00%	0	0.00%
	Cast Votes:	2	100.00%	3	100.00%	5	100.00%
	Over Votes:	0	0.00%	0	0.00%	0	0.00%
	Under Votes:	0	0.00%	0	0.00%	0	0.00%
STATE OF TEXAS PROPOSITION 6, Vote For 1							
	FOR	2	100.00%	3	100.00%	5	100.00%
	AGAINST	0	0.00%	0	0.00%	0	0.00%
	Cast Votes:	2	100.00%	3	100.00%	5	100.00%
	Over Votes:	0	0.00%	0	0.00%	0	0.00%
	Under Votes:	0	0.00%	0	0.00%	0	0.00%

Constitutional Amendment Election - PCT Report — Official

FORT BEND COUNTY, TEXAS — SPECIAL AND GENERAL ELECTION_ — November 07, 2017

Page 160 of 304

11/13/2017 05:26 PM

Total Number of Voters : 27,789 of 411,305 = 6.76%

Precincts Reporting 152 of 152 = 100.00%

Party	Candidate	Early		Election		Total	
Precinct 2139 (Ballots Cast: 5)							
STATE OF TEXAS PROPOSITION 7, Vote For 1							
	FOR	1	50.00%	3	100.00%	4	80.00%
	AGAINST	1	50.00%	0	0.00%	1	20.00%
	Cast Votes:	2	100.00%	3	100.00%	5	100.00%
	Over Votes:	0	0.00%	0	0.00%	0	0.00%
	Under Votes:	0	0.00%	0	0.00%	0	0.00%

Constitutional Amendment Election - PCT Report — Official

FORT BEND COUNTY, TEXAS — SPECIAL AND GENERAL ELECTION_ — November 07, 2017

Page 161 of 304

11/13/2017 05:26 PM

Total Number of Voters : 27,789 of 411,305 = 6.76%

Precincts Reporting 152 of 152 = 100.00%

Party	Candidate	Early		Election		Total	
Precinct 2151 (Ballots Cast: 106)							
STATE OF TEXAS PROPOSITION 1, Vote For 1							
	FOR	30	81.08%	61	89.71%	91	86.67%
	AGAINST	7	18.92%	7	10.29%	14	13.33%
	Cast Votes:	37	100.00%	68	98.55%	105	99.06%
	Over Votes:	0	0.00%	0	0.00%	0	0.00%
	Under Votes:	0	0.00%	1	1.45%	1	0.94%
STATE OF TEXAS PROPOSITION 2, Vote For 1							
	FOR	24	64.86%	52	76.47%	76	72.38%
	AGAINST	13	35.14%	16	23.53%	29	27.62%
	Cast Votes:	37	100.00%	68	98.55%	105	99.06%
	Over Votes:	0	0.00%	0	0.00%	0	0.00%
	Under Votes:	0	0.00%	1	1.45%	1	0.94%
STATE OF TEXAS PROPOSITION 3, Vote For 1							
	FOR	26	70.27%	59	86.76%	85	80.95%
	AGAINST	11	29.73%	9	13.24%	20	19.05%
	Cast Votes:	37	100.00%	68	98.55%	105	99.06%
	Over Votes:	0	0.00%	0	0.00%	0	0.00%
	Under Votes:	0	0.00%	1	1.45%	1	0.94%
STATE OF TEXAS PROPOSITION 4, Vote For 1							
	FOR	27	72.97%	46	68.66%	73	70.19%
	AGAINST	10	27.03%	21	31.34%	31	29.81%
	Cast Votes:	37	100.00%	67	97.10%	104	98.11%
	Over Votes:	0	0.00%	0	0.00%	0	0.00%
	Under Votes:	0	0.00%	2	2.90%	2	1.89%
STATE OF TEXAS PROPOSITION 5, Vote For 1							
	FOR	20	57.14%	48	70.59%	68	66.02%
	AGAINST	15	42.86%	20	29.41%	35	33.98%
	Cast Votes:	35	94.59%	68	98.55%	103	97.17%
	Over Votes:	0	0.00%	0	0.00%	0	0.00%
	Under Votes:	2	5.41%	1	1.45%	3	2.83%
STATE OF TEXAS PROPOSITION 6, Vote For 1							
	FOR	29	78.38%	61	89.71%	90	85.71%
	AGAINST	8	21.62%	7	10.29%	15	14.29%
	Cast Votes:	37	100.00%	68	98.55%	105	99.06%
	Over Votes:	0	0.00%	0	0.00%	0	0.00%
	Under Votes:	0	0.00%	1	1.45%	1	0.94%

Constitutional Amendment Election - PCT Report — Official
FORT BEND COUNTY, TEXAS — SPECIAL AND GENERAL ELECTION_ — November 07, 2017

Page 162 of 304

11/13/2017 05:26 PM

Total Number of Voters : 27,789 of 411,305 = 6.76%

Precincts Reporting 152 of 152 = 100.00%

Party	Candidate	Early		Election		Total	
Precinct 2151 (Ballots Cast: 106)							
STATE OF TEXAS PROPOSITION 7, Vote For 1							
	FOR	20	55.56%	50	73.53%	70	67.31%
	AGAINST	16	44.44%	18	26.47%	34	32.69%
	Cast Votes:	36	97.30%	68	98.55%	104	98.11%
	Over Votes:	0	0.00%	0	0.00%	0	0.00%
	Under Votes:	1	2.70%	1	1.45%	2	1.89%

Constitutional Amendment Election - PCT Report — Official

FORT BEND COUNTY, TEXAS — SPECIAL AND GENERAL ELECTION_ — November 07, 2017

Page 163 of 304

11/13/2017 05:26 PM

Total Number of Voters : 27,789 of 411,305 = 6.76%

Precincts Reporting 152 of 152 = 100.00%

Party	Candidate	Early		Election		Total	
Precinct 3004 (Ballots Cast: 383)							
STATE OF TEXAS PROPOSITION 1, Vote For 1							
	FOR	157	89.20%	170	89.47%	327	89.34%
	AGAINST	19	10.80%	20	10.53%	39	10.66%
	Cast Votes:	176	96.70%	190	94.53%	366	95.56%
	Over Votes:	0	0.00%	0	0.00%	0	0.00%
	Under Votes:	6	3.30%	11	5.47%	17	4.44%
STATE OF TEXAS PROPOSITION 2, Vote For 1							
	FOR	133	76.44%	138	74.19%	271	75.28%
	AGAINST	41	23.56%	48	25.81%	89	24.72%
	Cast Votes:	174	95.60%	186	92.54%	360	93.99%
	Over Votes:	0	0.00%	0	0.00%	0	0.00%
	Under Votes:	8	4.40%	15	7.46%	23	6.01%
STATE OF TEXAS PROPOSITION 3, Vote For 1							
	FOR	150	85.23%	162	87.10%	312	86.19%
	AGAINST	26	14.77%	24	12.90%	50	13.81%
	Cast Votes:	176	96.70%	186	92.54%	362	94.52%
	Over Votes:	0	0.00%	0	0.00%	0	0.00%
	Under Votes:	6	3.30%	15	7.46%	21	5.48%
STATE OF TEXAS PROPOSITION 4, Vote For 1							
	FOR	119	71.26%	123	67.21%	242	69.14%
	AGAINST	48	28.74%	60	32.79%	108	30.86%
	Cast Votes:	167	91.76%	183	91.04%	350	91.38%
	Over Votes:	0	0.00%	0	0.00%	0	0.00%
	Under Votes:	15	8.24%	18	8.96%	33	8.62%
STATE OF TEXAS PROPOSITION 5, Vote For 1							
	FOR	106	63.86%	117	63.93%	223	63.90%
	AGAINST	60	36.14%	66	36.07%	126	36.10%
	Cast Votes:	166	91.21%	183	91.04%	349	91.12%
	Over Votes:	0	0.00%	0	0.00%	0	0.00%
	Under Votes:	16	8.79%	18	8.96%	34	8.88%
STATE OF TEXAS PROPOSITION 6, Vote For 1							
	FOR	152	87.36%	165	88.71%	317	88.06%
	AGAINST	22	12.64%	21	11.29%	43	11.94%
	Cast Votes:	174	95.60%	186	92.54%	360	93.99%
	Over Votes:	0	0.00%	0	0.00%	0	0.00%
	Under Votes:	8	4.40%	15	7.46%	23	6.01%

Constitutional Amendment Election - PCT Report — Official
FORT BEND COUNTY, TEXAS — SPECIAL AND GENERAL ELECTION_ — November 07, 2017

Page 164 of 304

11/13/2017 05:26 PM

Total Number of Voters : 27,789 of 411,305 = 6.76%

Precincts Reporting 152 of 152 = 100.00%

Party	Candidate	Early		Election		Total	
Precinct 3004 (Ballots Cast: 383)							
STATE OF TEXAS PROPOSITION 7, Vote For 1							
	FOR	111	66.07%	113	61.41%	224	63.64%
	AGAINST	57	33.93%	71	38.59%	128	36.36%
	Cast Votes:	168	92.31%	184	91.54%	352	91.91%
	Over Votes:	0	0.00%	0	0.00%	0	0.00%
	Under Votes:	14	7.69%	17	8.46%	31	8.09%

Constitutional Amendment Election - PCT Report — Official

FORT BEND COUNTY, TEXAS — SPECIAL AND GENERAL ELECTION_ — November 07, 2017

Page 165 of 304

11/13/2017 05:26 PM

Total Number of Voters : 27,789 of 411,305 = 6.76%

Precincts Reporting 152 of 152 = 100.00%

Party	Candidate	Early		Election		Total	
Precinct 3005 (Ballots Cast: 533)							
STATE OF TEXAS PROPOSITION 1, Vote For 1							
	FOR	190	91.79%	286	91.96%	476	91.89%
	AGAINST	17	8.21%	25	8.04%	42	8.11%
	Cast Votes:	207	95.83%	311	98.11%	518	97.19%
	Over Votes:	0	0.00%	0	0.00%	0	0.00%
	Under Votes:	9	4.17%	6	1.89%	15	2.81%
STATE OF TEXAS PROPOSITION 2, Vote For 1							
	FOR	151	75.88%	221	72.46%	372	73.81%
	AGAINST	48	24.12%	84	27.54%	132	26.19%
	Cast Votes:	199	92.13%	305	96.21%	504	94.56%
	Over Votes:	0	0.00%	0	0.00%	0	0.00%
	Under Votes:	17	7.87%	12	3.79%	29	5.44%
STATE OF TEXAS PROPOSITION 3, Vote For 1							
	FOR	178	87.68%	263	85.67%	441	86.47%
	AGAINST	25	12.32%	44	14.33%	69	13.53%
	Cast Votes:	203	93.98%	307	96.85%	510	95.68%
	Over Votes:	0	0.00%	0	0.00%	0	0.00%
	Under Votes:	13	6.02%	10	3.15%	23	4.32%
STATE OF TEXAS PROPOSITION 4, Vote For 1							
	FOR	152	76.77%	221	72.94%	373	74.45%
	AGAINST	46	23.23%	82	27.06%	128	25.55%
	Cast Votes:	198	91.67%	303	95.58%	501	94.00%
	Over Votes:	0	0.00%	0	0.00%	0	0.00%
	Under Votes:	18	8.33%	14	4.42%	32	6.00%
STATE OF TEXAS PROPOSITION 5, Vote For 1							
	FOR	138	70.05%	179	60.27%	317	64.17%
	AGAINST	59	29.95%	118	39.73%	177	35.83%
	Cast Votes:	197	91.20%	297	93.69%	494	92.68%
	Over Votes:	0	0.00%	0	0.00%	0	0.00%
	Under Votes:	19	8.80%	20	6.31%	39	7.32%
STATE OF TEXAS PROPOSITION 6, Vote For 1							
	FOR	182	87.92%	274	88.39%	456	88.20%
	AGAINST	25	12.08%	36	11.61%	61	11.80%
	Cast Votes:	207	95.83%	310	97.79%	517	97.00%
	Over Votes:	0	0.00%	0	0.00%	0	0.00%
	Under Votes:	9	4.17%	7	2.21%	16	3.00%

Constitutional Amendment Election - PCT Report — Official
FORT BEND COUNTY, TEXAS — SPECIAL AND GENERAL ELECTION_ — November 07, 2017

Page 166 of 304

11/13/2017 05:26 PM

Total Number of Voters : 27,789 of 411,305 = 6.76%

Precincts Reporting 152 of 152 = 100.00%

Party	Candidate	Early		Election		Total	
Precinct 3005 (Ballots Cast: 533)							
STATE OF TEXAS PROPOSITION 7, Vote For 1							
	FOR	126	63.96%	168	56.57%	294	59.51%
	AGAINST	71	36.04%	129	43.43%	200	40.49%
	Cast Votes:	197	91.20%	297	93.69%	494	92.68%
	Over Votes:	0	0.00%	0	0.00%	0	0.00%
	Under Votes:	19	8.80%	20	6.31%	39	7.32%

Constitutional Amendment Election - PCT Report — Official

FORT BEND COUNTY, TEXAS — SPECIAL AND GENERAL ELECTION_ — November 07, 2017

Page 167 of 304

11/13/2017 05:26 PM

Total Number of Voters : 27,789 of 411,305 = 6.76%

Precincts Reporting 152 of 152 = 100.00%

Party	Candidate	Early		Election		Total	
Precinct 3006 (Ballots Cast: 1,220)							
STATE OF TEXAS PROPOSITION 1, Vote For 1							
	FOR	728	91.00%	320	91.43%	1,048	91.13%
	AGAINST	72	9.00%	30	8.57%	102	8.87%
	Cast Votes:	800	95.12%	350	92.35%	1,150	94.26%
	Over Votes:	0	0.00%	0	0.00%	0	0.00%
	Under Votes:	41	4.88%	29	7.65%	70	5.74%
STATE OF TEXAS PROPOSITION 2, Vote For 1							
	FOR	610	79.63%	248	73.59%	858	77.79%
	AGAINST	156	20.37%	89	26.41%	245	22.21%
	Cast Votes:	766	91.08%	337	88.92%	1,103	90.41%
	Over Votes:	0	0.00%	0	0.00%	0	0.00%
	Under Votes:	75	8.92%	42	11.08%	117	9.59%
STATE OF TEXAS PROPOSITION 3, Vote For 1							
	FOR	728	93.57%	313	90.99%	1,041	92.78%
	AGAINST	50	6.43%	31	9.01%	81	7.22%
	Cast Votes:	778	92.51%	344	90.77%	1,122	91.97%
	Over Votes:	0	0.00%	0	0.00%	0	0.00%
	Under Votes:	63	7.49%	35	9.23%	98	8.03%
STATE OF TEXAS PROPOSITION 4, Vote For 1							
	FOR	560	74.87%	260	78.31%	820	75.93%
	AGAINST	188	25.13%	72	21.69%	260	24.07%
	Cast Votes:	748	88.94%	332	87.60%	1,080	88.52%
	Over Votes:	0	0.00%	0	0.00%	0	0.00%
	Under Votes:	93	11.06%	47	12.40%	140	11.48%
STATE OF TEXAS PROPOSITION 5, Vote For 1							
	FOR	528	71.54%	242	74.01%	770	72.30%
	AGAINST	210	28.46%	85	25.99%	295	27.70%
	Cast Votes:	738	87.75%	327	86.28%	1,065	87.30%
	Over Votes:	0	0.00%	0	0.00%	0	0.00%
	Under Votes:	103	12.25%	52	13.72%	155	12.70%
STATE OF TEXAS PROPOSITION 6, Vote For 1							
	FOR	717	90.99%	323	91.76%	1,040	91.23%
	AGAINST	71	9.01%	29	8.24%	100	8.77%
	Cast Votes:	788	93.70%	352	92.88%	1,140	93.44%
	Over Votes:	0	0.00%	0	0.00%	0	0.00%
	Under Votes:	53	6.30%	27	7.12%	80	6.56%

Constitutional Amendment Election - PCT Report — Official
FORT BEND COUNTY, TEXAS — SPECIAL AND GENERAL ELECTION_ — November 07, 2017

Page 168 of 304

11/13/2017 05:26 PM

Total Number of Voters : 27,789 of 411,305 = 6.76%

Precincts Reporting 152 of 152 = 100.00%

Party	Candidate	Early		Election		Total	
Precinct 3006 (Ballots Cast: 1,220)							
STATE OF TEXAS PROPOSITION 7, Vote For 1							
	FOR	501	67.25%	217	64.58%	718	66.42%
	AGAINST	244	32.75%	119	35.42%	363	33.58%
	Cast Votes:	745	88.59%	336	88.65%	1,081	88.61%
	Over Votes:	0	0.00%	0	0.00%	0	0.00%
	Under Votes:	96	11.41%	43	11.35%	139	11.39%

Constitutional Amendment Election - PCT Report — Official

FORT BEND COUNTY, TEXAS — SPECIAL AND GENERAL ELECTION_ — November 07, 2017

Page 169 of 304

11/13/2017 05:26 PM

Total Number of Voters : 27,789 of 411,305 = 6.76%

Precincts Reporting 152 of 152 = 100.00%

Party	Candidate	Early		Election		Total	
Precinct 3009 (Ballots Cast: 236)							
STATE OF TEXAS PROPOSITION 1, Vote For 1							
	FOR	56	91.80%	153	89.47%	209	90.09%
	AGAINST	5	8.20%	18	10.53%	23	9.91%
	Cast Votes:	61	100.00%	171	97.71%	232	98.31%
	Over Votes:	0	0.00%	0	0.00%	0	0.00%
	Under Votes:	0	0.00%	4	2.29%	4	1.69%
STATE OF TEXAS PROPOSITION 2, Vote For 1							
	FOR	40	66.67%	115	68.05%	155	67.69%
	AGAINST	20	33.33%	54	31.95%	74	32.31%
	Cast Votes:	60	98.36%	169	96.57%	229	97.03%
	Over Votes:	0	0.00%	0	0.00%	0	0.00%
	Under Votes:	1	1.64%	6	3.43%	7	2.97%
STATE OF TEXAS PROPOSITION 3, Vote For 1							
	FOR	52	85.25%	134	80.24%	186	81.58%
	AGAINST	9	14.75%	33	19.76%	42	18.42%
	Cast Votes:	61	100.00%	167	95.43%	228	96.61%
	Over Votes:	0	0.00%	0	0.00%	0	0.00%
	Under Votes:	0	0.00%	8	4.57%	8	3.39%
STATE OF TEXAS PROPOSITION 4, Vote For 1							
	FOR	45	75.00%	112	67.47%	157	69.47%
	AGAINST	15	25.00%	54	32.53%	69	30.53%
	Cast Votes:	60	98.36%	166	94.86%	226	95.76%
	Over Votes:	0	0.00%	0	0.00%	0	0.00%
	Under Votes:	1	1.64%	9	5.14%	10	4.24%
STATE OF TEXAS PROPOSITION 5, Vote For 1							
	FOR	30	50.00%	113	66.86%	143	62.45%
	AGAINST	30	50.00%	56	33.14%	86	37.55%
	Cast Votes:	60	98.36%	169	96.57%	229	97.03%
	Over Votes:	0	0.00%	0	0.00%	0	0.00%
	Under Votes:	1	1.64%	6	3.43%	7	2.97%
STATE OF TEXAS PROPOSITION 6, Vote For 1							
	FOR	51	83.61%	154	89.53%	205	87.98%
	AGAINST	10	16.39%	18	10.47%	28	12.02%
	Cast Votes:	61	100.00%	172	98.29%	233	98.73%
	Over Votes:	0	0.00%	0	0.00%	0	0.00%
	Under Votes:	0	0.00%	3	1.71%	3	1.27%

Constitutional Amendment Election - PCT Report — Official
FORT BEND COUNTY, TEXAS — SPECIAL AND GENERAL ELECTION_ — November 07, 2017

Page 170 of 304

11/13/2017 05:26 PM

Total Number of Voters : 27,789 of 411,305 = 6.76%

Precincts Reporting 152 of 152 = 100.00%

Party	Candidate	Early		Election		Total	
Precinct 3009 (Ballots Cast: 236)							
STATE OF TEXAS PROPOSITION 7, Vote For 1							
	FOR	36	60.00%	99	58.93%	135	59.21%
	AGAINST	24	40.00%	69	41.07%	93	40.79%
	Cast Votes:	60	98.36%	168	96.00%	228	96.61%
	Over Votes:	0	0.00%	0	0.00%	0	0.00%
	Under Votes:	1	1.64%	7	4.00%	8	3.39%

Constitutional Amendment Election - PCT Report — Official

FORT BEND COUNTY, TEXAS — SPECIAL AND GENERAL ELECTION_ — November 07, 2017

Page 171 of 304

11/13/2017 05:26 PM

Total Number of Voters : 27,789 of 411,305 = 6.76%

Precincts Reporting 152 of 152 = 100.00%

Party	Candidate	Early		Election		Total	
Precinct 3014 (Ballots Cast: 739)							
STATE OF TEXAS PROPOSITION 1, Vote For 1							
	FOR	379	88.97%	256	87.67%	635	88.44%
	AGAINST	47	11.03%	36	12.33%	83	11.56%
	Cast Votes:	426	98.16%	292	95.74%	718	97.16%
	Over Votes:	0	0.00%	0	0.00%	0	0.00%
	Under Votes:	8	1.84%	13	4.26%	21	2.84%
STATE OF TEXAS PROPOSITION 2, Vote For 1							
	FOR	295	70.24%	201	69.55%	496	69.96%
	AGAINST	125	29.76%	88	30.45%	213	30.04%
	Cast Votes:	420	96.77%	289	94.75%	709	95.94%
	Over Votes:	0	0.00%	0	0.00%	0	0.00%
	Under Votes:	14	3.23%	16	5.25%	30	4.06%
STATE OF TEXAS PROPOSITION 3, Vote For 1							
	FOR	369	87.65%	244	85.02%	613	86.58%
	AGAINST	52	12.35%	43	14.98%	95	13.42%
	Cast Votes:	421	97.00%	287	94.10%	708	95.81%
	Over Votes:	0	0.00%	0	0.00%	0	0.00%
	Under Votes:	13	3.00%	18	5.90%	31	4.19%
STATE OF TEXAS PROPOSITION 4, Vote For 1							
	FOR	321	76.98%	219	76.04%	540	76.60%
	AGAINST	96	23.02%	69	23.96%	165	23.40%
	Cast Votes:	417	96.08%	288	94.43%	705	95.40%
	Over Votes:	0	0.00%	0	0.00%	0	0.00%
	Under Votes:	17	3.92%	17	5.57%	34	4.60%
STATE OF TEXAS PROPOSITION 5, Vote For 1							
	FOR	266	65.04%	168	60.43%	434	63.17%
	AGAINST	143	34.96%	110	39.57%	253	36.83%
	Cast Votes:	409	94.24%	278	91.15%	687	92.96%
	Over Votes:	0	0.00%	0	0.00%	0	0.00%
	Under Votes:	25	5.76%	27	8.85%	52	7.04%
STATE OF TEXAS PROPOSITION 6, Vote For 1							
	FOR	377	88.71%	261	89.08%	638	88.86%
	AGAINST	48	11.29%	32	10.92%	80	11.14%
	Cast Votes:	425	97.93%	293	96.07%	718	97.16%
	Over Votes:	0	0.00%	0	0.00%	0	0.00%
	Under Votes:	9	2.07%	12	3.93%	21	2.84%

Constitutional Amendment Election - PCT Report — Official
FORT BEND COUNTY, TEXAS — SPECIAL AND GENERAL ELECTION_ — November 07, 2017

Page 172 of 304

11/13/2017 05:26 PM

Total Number of Voters : 27,789 of 411,305 = 6.76%

Precincts Reporting 152 of 152 = 100.00%

Party	Candidate	Early		Election		Total	
Precinct 3014 (Ballots Cast: 739)							
STATE OF TEXAS PROPOSITION 7, Vote For 1							
	FOR	273	65.47%	173	60.07%	446	63.26%
	AGAINST	144	34.53%	115	39.93%	259	36.74%
	Cast Votes:	417	96.08%	288	94.43%	705	95.40%
	Over Votes:	0	0.00%	0	0.00%	0	0.00%
	Under Votes:	17	3.92%	17	5.57%	34	4.60%

Constitutional Amendment Election - PCT Report — Official

FORT BEND COUNTY, TEXAS — SPECIAL AND GENERAL ELECTION_ — November 07, 2017

Page 173 of 304

11/13/2017 05:26 PM

Total Number of Voters : 27,789 of 411,305 = 6.76%

Precincts Reporting 152 of 152 = 100.00%

Party	Candidate	Early		Election		Total	
Precinct 3019 (Ballots Cast: 93)							
STATE OF TEXAS PROPOSITION 1, Vote For 1							
	FOR	36	90.00%	47	90.38%	83	90.22%
	AGAINST	4	10.00%	5	9.62%	9	9.78%
	Cast Votes:	40	97.56%	52	100.00%	92	98.92%
	Over Votes:	0	0.00%	0	0.00%	0	0.00%
	Under Votes:	1	2.44%	0	0.00%	1	1.08%
STATE OF TEXAS PROPOSITION 2, Vote For 1							
	FOR	29	74.36%	36	70.59%	65	72.22%
	AGAINST	10	25.64%	15	29.41%	25	27.78%
	Cast Votes:	39	95.12%	51	98.08%	90	96.77%
	Over Votes:	0	0.00%	0	0.00%	0	0.00%
	Under Votes:	2	4.88%	1	1.92%	3	3.23%
STATE OF TEXAS PROPOSITION 3, Vote For 1							
	FOR	36	92.31%	39	82.98%	75	87.21%
	AGAINST	3	7.69%	8	17.02%	11	12.79%
	Cast Votes:	39	95.12%	47	90.38%	86	92.47%
	Over Votes:	0	0.00%	0	0.00%	0	0.00%
	Under Votes:	2	4.88%	5	9.62%	7	7.53%
STATE OF TEXAS PROPOSITION 4, Vote For 1							
	FOR	32	84.21%	35	72.92%	67	77.91%
	AGAINST	6	15.79%	13	27.08%	19	22.09%
	Cast Votes:	38	92.68%	48	92.31%	86	92.47%
	Over Votes:	0	0.00%	0	0.00%	0	0.00%
	Under Votes:	3	7.32%	4	7.69%	7	7.53%
STATE OF TEXAS PROPOSITION 5, Vote For 1							
	FOR	19	51.35%	22	45.83%	41	48.24%
	AGAINST	18	48.65%	26	54.17%	44	51.76%
	Cast Votes:	37	90.24%	48	92.31%	85	91.40%
	Over Votes:	0	0.00%	0	0.00%	0	0.00%
	Under Votes:	4	9.76%	4	7.69%	8	8.60%
STATE OF TEXAS PROPOSITION 6, Vote For 1							
	FOR	38	95.00%	46	92.00%	84	93.33%
	AGAINST	2	5.00%	4	8.00%	6	6.67%
	Cast Votes:	40	97.56%	50	96.15%	90	96.77%
	Over Votes:	0	0.00%	0	0.00%	0	0.00%
	Under Votes:	1	2.44%	2	3.85%	3	3.23%

Constitutional Amendment Election - PCT Report — Official
FORT BEND COUNTY, TEXAS — SPECIAL AND GENERAL ELECTION_ — November 07, 2017

Page 174 of 304

11/13/2017 05:26 PM

Total Number of Voters : 27,789 of 411,305 = 6.76%

Precincts Reporting 152 of 152 = 100.00%

Party	Candidate	Early		Election		Total	
Precinct 3019 (Ballots Cast: 93)							
STATE OF TEXAS PROPOSITION 7, Vote For 1							
	FOR	19	50.00%	26	55.32%	45	52.94%
	AGAINST	19	50.00%	21	44.68%	40	47.06%
	Cast Votes:	38	92.68%	47	90.38%	85	91.40%
	Over Votes:	0	0.00%	0	0.00%	0	0.00%
	Under Votes:	3	7.32%	5	9.62%	8	8.60%

Constitutional Amendment Election - PCT Report — Official

FORT BEND COUNTY, TEXAS — SPECIAL AND GENERAL ELECTION_ — November 07, 2017

Page 175 of 304

11/13/2017 05:26 PM

Total Number of Voters : 27,789 of 411,305 = 6.76%

Precincts Reporting 152 of 152 = 100.00%

Party	Candidate	Early		Election		Total	
Precinct 3032 (Ballots Cast: 77)							
STATE OF TEXAS PROPOSITION 1, Vote For 1							
	FOR	25	86.21%	44	91.67%	69	89.61%
	AGAINST	4	13.79%	4	8.33%	8	10.39%
	Cast Votes:	29	100.00%	48	100.00%	77	100.00%
	Over Votes:	0	0.00%	0	0.00%	0	0.00%
	Under Votes:	0	0.00%	0	0.00%	0	0.00%
STATE OF TEXAS PROPOSITION 2, Vote For 1							
	FOR	20	68.97%	40	83.33%	60	77.92%
	AGAINST	9	31.03%	8	16.67%	17	22.08%
	Cast Votes:	29	100.00%	48	100.00%	77	100.00%
	Over Votes:	0	0.00%	0	0.00%	0	0.00%
	Under Votes:	0	0.00%	0	0.00%	0	0.00%
STATE OF TEXAS PROPOSITION 3, Vote For 1							
	FOR	24	85.71%	42	87.50%	66	86.84%
	AGAINST	4	14.29%	6	12.50%	10	13.16%
	Cast Votes:	28	96.55%	48	100.00%	76	98.70%
	Over Votes:	0	0.00%	0	0.00%	0	0.00%
	Under Votes:	1	3.45%	0	0.00%	1	1.30%
STATE OF TEXAS PROPOSITION 4, Vote For 1							
	FOR	18	64.29%	29	61.70%	47	62.67%
	AGAINST	10	35.71%	18	38.30%	28	37.33%
	Cast Votes:	28	96.55%	47	97.92%	75	97.40%
	Over Votes:	0	0.00%	0	0.00%	0	0.00%
	Under Votes:	1	3.45%	1	2.08%	2	2.60%
STATE OF TEXAS PROPOSITION 5, Vote For 1							
	FOR	15	53.57%	31	65.96%	46	61.33%
	AGAINST	13	46.43%	16	34.04%	29	38.67%
	Cast Votes:	28	96.55%	47	97.92%	75	97.40%
	Over Votes:	0	0.00%	0	0.00%	0	0.00%
	Under Votes:	1	3.45%	1	2.08%	2	2.60%
STATE OF TEXAS PROPOSITION 6, Vote For 1							
	FOR	24	85.71%	42	87.50%	66	86.84%
	AGAINST	4	14.29%	6	12.50%	10	13.16%
	Cast Votes:	28	96.55%	48	100.00%	76	98.70%
	Over Votes:	0	0.00%	0	0.00%	0	0.00%
	Under Votes:	1	3.45%	0	0.00%	1	1.30%

Constitutional Amendment Election - PCT Report — Official
FORT BEND COUNTY, TEXAS — SPECIAL AND GENERAL ELECTION_ — November 07, 2017

Page 176 of 304

11/13/2017 05:26 PM

Total Number of Voters : 27,789 of 411,305 = 6.76%

Precincts Reporting 152 of 152 = 100.00%

Party	Candidate	Early		Election		Total	
Precinct 3032 (Ballots Cast: 77)							
STATE OF TEXAS PROPOSITION 7, Vote For 1							
	FOR	21	72.41%	31	65.96%	52	68.42%
	AGAINST	8	27.59%	16	34.04%	24	31.58%
	Cast Votes:	29	100.00%	47	97.92%	76	98.70%
	Over Votes:	0	0.00%	0	0.00%	0	0.00%
	Under Votes:	0	0.00%	1	2.08%	1	1.30%

Constitutional Amendment Election - PCT Report — Official

FORT BEND COUNTY, TEXAS — SPECIAL AND GENERAL ELECTION_ — November 07, 2017

Page 177 of 304

11/13/2017 05:26 PM

Total Number of Voters : 27,789 of 411,305 = 6.76%

Precincts Reporting 152 of 152 = 100.00%

Party	Candidate	Early		Election		Total	
Precinct 3038 (Ballots Cast: 397)							
STATE OF TEXAS PROPOSITION 1, Vote For 1							
	FOR	182	92.39%	169	90.86%	351	91.64%
	AGAINST	15	7.61%	17	9.14%	32	8.36%
	Cast Votes:	197	96.57%	186	96.37%	383	96.47%
	Over Votes:	0	0.00%	0	0.00%	0	0.00%
	Under Votes:	7	3.43%	7	3.63%	14	3.53%
STATE OF TEXAS PROPOSITION 2, Vote For 1							
	FOR	147	76.17%	134	74.44%	281	75.34%
	AGAINST	46	23.83%	46	25.56%	92	24.66%
	Cast Votes:	193	94.61%	180	93.26%	373	93.95%
	Over Votes:	0	0.00%	0	0.00%	0	0.00%
	Under Votes:	11	5.39%	13	6.74%	24	6.05%
STATE OF TEXAS PROPOSITION 3, Vote For 1							
	FOR	174	89.69%	157	86.26%	331	88.03%
	AGAINST	20	10.31%	25	13.74%	45	11.97%
	Cast Votes:	194	95.10%	182	94.30%	376	94.71%
	Over Votes:	0	0.00%	0	0.00%	0	0.00%
	Under Votes:	10	4.90%	11	5.70%	21	5.29%
STATE OF TEXAS PROPOSITION 4, Vote For 1							
	FOR	138	73.02%	135	75.84%	273	74.39%
	AGAINST	51	26.98%	43	24.16%	94	25.61%
	Cast Votes:	189	92.65%	178	92.23%	367	92.44%
	Over Votes:	0	0.00%	0	0.00%	0	0.00%
	Under Votes:	15	7.35%	15	7.77%	30	7.56%
STATE OF TEXAS PROPOSITION 5, Vote For 1							
	FOR	135	73.37%	115	66.47%	250	70.03%
	AGAINST	49	26.63%	58	33.53%	107	29.97%
	Cast Votes:	184	90.20%	173	89.64%	357	89.92%
	Over Votes:	0	0.00%	0	0.00%	0	0.00%
	Under Votes:	20	9.80%	20	10.36%	40	10.08%
STATE OF TEXAS PROPOSITION 6, Vote For 1							
	FOR	184	93.88%	166	89.25%	350	91.62%
	AGAINST	12	6.12%	20	10.75%	32	8.38%
	Cast Votes:	196	96.08%	186	96.37%	382	96.22%
	Over Votes:	0	0.00%	0	0.00%	0	0.00%
	Under Votes:	8	3.92%	7	3.63%	15	3.78%

Constitutional Amendment Election - PCT Report — Official
FORT BEND COUNTY, TEXAS — SPECIAL AND GENERAL ELECTION_ — November 07, 2017

Page 178 of 304

11/13/2017 05:26 PM

Total Number of Voters : 27,789 of 411,305 = 6.76%

Precincts Reporting 152 of 152 = 100.00%

Party	Candidate	Early		Election		Total	
Precinct 3038 (Ballots Cast: 397)							
STATE OF TEXAS PROPOSITION 7, Vote For 1							
	FOR	139	74.73%	102	58.29%	241	66.76%
	AGAINST	47	25.27%	73	41.71%	120	33.24%
	Cast Votes:	186	91.18%	175	90.67%	361	90.93%
	Over Votes:	0	0.00%	0	0.00%	0	0.00%
	Under Votes:	18	8.82%	18	9.33%	36	9.07%

Constitutional Amendment Election - PCT Report — Official

FORT BEND COUNTY, TEXAS — SPECIAL AND GENERAL ELECTION_ — November 07, 2017

Page 179 of 304

11/13/2017 05:26 PM

Total Number of Voters : 27,789 of 411,305 = 6.76%

Precincts Reporting 152 of 152 = 100.00%

Party	Candidate	Early		Election		Total	
Precinct 3041 (Ballots Cast: 171)							
STATE OF TEXAS PROPOSITION 1, Vote For 1							
	FOR	68	95.77%	81	88.04%	149	91.41%
	AGAINST	3	4.23%	11	11.96%	14	8.59%
	Cast Votes:	71	98.61%	92	92.93%	163	95.32%
	Over Votes:	0	0.00%	0	0.00%	0	0.00%
	Under Votes:	1	1.39%	7	7.07%	8	4.68%
STATE OF TEXAS PROPOSITION 2, Vote For 1							
	FOR	58	82.86%	64	68.82%	122	74.85%
	AGAINST	12	17.14%	29	31.18%	41	25.15%
	Cast Votes:	70	97.22%	93	93.94%	163	95.32%
	Over Votes:	0	0.00%	0	0.00%	0	0.00%
	Under Votes:	2	2.78%	6	6.06%	8	4.68%
STATE OF TEXAS PROPOSITION 3, Vote For 1							
	FOR	64	91.43%	72	77.42%	136	83.44%
	AGAINST	6	8.57%	21	22.58%	27	16.56%
	Cast Votes:	70	97.22%	93	93.94%	163	95.32%
	Over Votes:	0	0.00%	0	0.00%	0	0.00%
	Under Votes:	2	2.78%	6	6.06%	8	4.68%
STATE OF TEXAS PROPOSITION 4, Vote For 1							
	FOR	55	79.71%	57	63.33%	112	70.44%
	AGAINST	14	20.29%	33	36.67%	47	29.56%
	Cast Votes:	69	95.83%	90	90.91%	159	92.98%
	Over Votes:	0	0.00%	0	0.00%	0	0.00%
	Under Votes:	3	4.17%	9	9.09%	12	7.02%
STATE OF TEXAS PROPOSITION 5, Vote For 1							
	FOR	48	68.57%	50	57.47%	98	62.42%
	AGAINST	22	31.43%	37	42.53%	59	37.58%
	Cast Votes:	70	97.22%	87	87.88%	157	91.81%
	Over Votes:	0	0.00%	0	0.00%	0	0.00%
	Under Votes:	2	2.78%	12	12.12%	14	8.19%
STATE OF TEXAS PROPOSITION 6, Vote For 1							
	FOR	65	91.55%	78	85.71%	143	88.27%
	AGAINST	6	8.45%	13	14.29%	19	11.73%
	Cast Votes:	71	98.61%	91	91.92%	162	94.74%
	Over Votes:	0	0.00%	0	0.00%	0	0.00%
	Under Votes:	1	1.39%	8	8.08%	9	5.26%

Constitutional Amendment Election - PCT Report — Official
FORT BEND COUNTY, TEXAS — SPECIAL AND GENERAL ELECTION_ — November 07, 2017

Page 180 of 304

11/13/2017 05:26 PM

Total Number of Voters : 27,789 of 411,305 = 6.76%

Precincts Reporting 152 of 152 = 100.00%

Party	Candidate	Early		Election		Total	
Precinct 3041 (Ballots Cast: 171)							
STATE OF TEXAS PROPOSITION 7, Vote For 1							
	FOR	48	69.57%	44	51.16%	92	59.35%
	AGAINST	21	30.43%	42	48.84%	63	40.65%
	Cast Votes:	69	95.83%	86	86.87%	155	90.64%
	Over Votes:	0	0.00%	0	0.00%	0	0.00%
	Under Votes:	3	4.17%	13	13.13%	16	9.36%

Constitutional Amendment Election - PCT Report — Official

FORT BEND COUNTY, TEXAS — SPECIAL AND GENERAL ELECTION_ — November 07, 2017

Page 181 of 304

11/13/2017 05:26 PM

Total Number of Voters : 27,789 of 411,305 = 6.76%

Precincts Reporting 152 of 152 = 100.00%

Party	Candidate	Early		Election		Total	
Precinct 3053 (Ballots Cast: 0)							
STATE OF TEXAS PROPOSITION 1, Vote For 1							
	FOR	0	0.00%	0	0.00%	0	0.00%
	AGAINST	0	0.00%	0	0.00%	0	0.00%
	Cast Votes:	0	0.00%	0	0.00%	0	0.00%
	Over Votes:	0	0.00%	0	0.00%	0	0.00%
	Under Votes:	0	0.00%	0	0.00%	0	0.00%
STATE OF TEXAS PROPOSITION 2, Vote For 1							
	FOR	0	0.00%	0	0.00%	0	0.00%
	AGAINST	0	0.00%	0	0.00%	0	0.00%
	Cast Votes:	0	0.00%	0	0.00%	0	0.00%
	Over Votes:	0	0.00%	0	0.00%	0	0.00%
	Under Votes:	0	0.00%	0	0.00%	0	0.00%
STATE OF TEXAS PROPOSITION 3, Vote For 1							
	FOR	0	0.00%	0	0.00%	0	0.00%
	AGAINST	0	0.00%	0	0.00%	0	0.00%
	Cast Votes:	0	0.00%	0	0.00%	0	0.00%
	Over Votes:	0	0.00%	0	0.00%	0	0.00%
	Under Votes:	0	0.00%	0	0.00%	0	0.00%
STATE OF TEXAS PROPOSITION 4, Vote For 1							
	FOR	0	0.00%	0	0.00%	0	0.00%
	AGAINST	0	0.00%	0	0.00%	0	0.00%
	Cast Votes:	0	0.00%	0	0.00%	0	0.00%
	Over Votes:	0	0.00%	0	0.00%	0	0.00%
	Under Votes:	0	0.00%	0	0.00%	0	0.00%
STATE OF TEXAS PROPOSITION 5, Vote For 1							
	FOR	0	0.00%	0	0.00%	0	0.00%
	AGAINST	0	0.00%	0	0.00%	0	0.00%
	Cast Votes:	0	0.00%	0	0.00%	0	0.00%
	Over Votes:	0	0.00%	0	0.00%	0	0.00%
	Under Votes:	0	0.00%	0	0.00%	0	0.00%
STATE OF TEXAS PROPOSITION 6, Vote For 1							
	FOR	0	0.00%	0	0.00%	0	0.00%
	AGAINST	0	0.00%	0	0.00%	0	0.00%
	Cast Votes:	0	0.00%	0	0.00%	0	0.00%
	Over Votes:	0	0.00%	0	0.00%	0	0.00%
	Under Votes:	0	0.00%	0	0.00%	0	0.00%

Constitutional Amendment Election - PCT Report — Official
FORT BEND COUNTY, TEXAS — SPECIAL AND GENERAL ELECTION_ — November 07, 2017

Page 182 of 304

11/13/2017 05:26 PM

Total Number of Voters : 27,789 of 411,305 = 6.76%

Precincts Reporting 152 of 152 = 100.00%

Party	Candidate	Early		Election		Total	
Precinct 3053 (Ballots Cast: 0)							
STATE OF TEXAS PROPOSITION 7, Vote For 1							
	FOR	0	0.00%	0	0.00%	0	0.00%
	AGAINST	0	0.00%	0	0.00%	0	0.00%
	Cast Votes:	0	0.00%	0	0.00%	0	0.00%
	Over Votes:	0	0.00%	0	0.00%	0	0.00%
	Under Votes:	0	0.00%	0	0.00%	0	0.00%

Constitutional Amendment Election - PCT Report — Official

FORT BEND COUNTY, TEXAS — SPECIAL AND GENERAL ELECTION_ — November 07, 2017

Page 183 of 304

11/13/2017 05:26 PM

Total Number of Voters : 27,789 of 411,305 = 6.76%

Precincts Reporting 152 of 152 = 100.00%

Party	Candidate	Early		Election		Total	
Precinct 3057 (Ballots Cast: 59)							
STATE OF TEXAS PROPOSITION 1, Vote For 1							
	FOR	23	79.31%	25	89.29%	48	84.21%
	AGAINST	6	20.69%	3	10.71%	9	15.79%
	Cast Votes:	29	93.55%	28	100.00%	57	96.61%
	Over Votes:	0	0.00%	0	0.00%	0	0.00%
	Under Votes:	2	6.45%	0	0.00%	2	3.39%
STATE OF TEXAS PROPOSITION 2, Vote For 1							
	FOR	14	48.28%	20	74.07%	34	60.71%
	AGAINST	15	51.72%	7	25.93%	22	39.29%
	Cast Votes:	29	93.55%	27	96.43%	56	94.92%
	Over Votes:	0	0.00%	0	0.00%	0	0.00%
	Under Votes:	2	6.45%	1	3.57%	3	5.08%
STATE OF TEXAS PROPOSITION 3, Vote For 1							
	FOR	25	89.29%	23	85.19%	48	87.27%
	AGAINST	3	10.71%	4	14.81%	7	12.73%
	Cast Votes:	28	90.32%	27	96.43%	55	93.22%
	Over Votes:	0	0.00%	0	0.00%	0	0.00%
	Under Votes:	3	9.68%	1	3.57%	4	6.78%
STATE OF TEXAS PROPOSITION 4, Vote For 1							
	FOR	17	58.62%	21	77.78%	38	67.86%
	AGAINST	12	41.38%	6	22.22%	18	32.14%
	Cast Votes:	29	93.55%	27	96.43%	56	94.92%
	Over Votes:	0	0.00%	0	0.00%	0	0.00%
	Under Votes:	2	6.45%	1	3.57%	3	5.08%
STATE OF TEXAS PROPOSITION 5, Vote For 1							
	FOR	16	55.17%	13	48.15%	29	51.79%
	AGAINST	13	44.83%	14	51.85%	27	48.21%
	Cast Votes:	29	93.55%	27	96.43%	56	94.92%
	Over Votes:	0	0.00%	0	0.00%	0	0.00%
	Under Votes:	2	6.45%	1	3.57%	3	5.08%
STATE OF TEXAS PROPOSITION 6, Vote For 1							
	FOR	24	80.00%	22	81.48%	46	80.70%
	AGAINST	6	20.00%	5	18.52%	11	19.30%
	Cast Votes:	30	96.77%	27	96.43%	57	96.61%
	Over Votes:	0	0.00%	0	0.00%	0	0.00%
	Under Votes:	1	3.23%	1	3.57%	2	3.39%

Constitutional Amendment Election - PCT Report — Official
FORT BEND COUNTY, TEXAS — SPECIAL AND GENERAL ELECTION_ — November 07, 2017

Page 184 of 304

11/13/2017 05:26 PM

Total Number of Voters : 27,789 of 411,305 = 6.76%

Precincts Reporting 152 of 152 = 100.00%

Party	Candidate	Early		Election		Total	
Precinct 3057 (Ballots Cast: 59)							
STATE OF TEXAS PROPOSITION 7, Vote For 1							
	FOR	11	39.29%	10	37.04%	21	38.18%
	AGAINST	17	60.71%	17	62.96%	34	61.82%
Cast Votes:		28	90.32%	27	96.43%	55	93.22%
Over Votes:		0	0.00%	0	0.00%	0	0.00%
Under Votes:		3	9.68%	1	3.57%	4	6.78%

Constitutional Amendment Election - PCT Report — Official

FORT BEND COUNTY, TEXAS — SPECIAL AND GENERAL ELECTION_ — November 07, 2017

Page 185 of 304

11/13/2017 05:26 PM

Total Number of Voters : 27,789 of 411,305 = 6.76%

Precincts Reporting 152 of 152 = 100.00%

Party	Candidate	Early		Election		Total	
Precinct 3063 (Ballots Cast: 330)							
STATE OF TEXAS PROPOSITION 1, Vote For 1							
	FOR	136	92.52%	156	87.15%	292	89.57%
	AGAINST	11	7.48%	23	12.85%	34	10.43%
	Cast Votes:	147	99.32%	179	98.35%	326	98.79%
	Over Votes:	0	0.00%	0	0.00%	0	0.00%
	Under Votes:	1	0.68%	3	1.65%	4	1.21%
STATE OF TEXAS PROPOSITION 2, Vote For 1							
	FOR	105	72.92%	125	70.62%	230	71.65%
	AGAINST	39	27.08%	52	29.38%	91	28.35%
	Cast Votes:	144	97.30%	177	97.25%	321	97.27%
	Over Votes:	0	0.00%	0	0.00%	0	0.00%
	Under Votes:	4	2.70%	5	2.75%	9	2.73%
STATE OF TEXAS PROPOSITION 3, Vote For 1							
	FOR	131	90.97%	149	84.66%	280	87.50%
	AGAINST	13	9.03%	27	15.34%	40	12.50%
	Cast Votes:	144	97.30%	176	96.70%	320	96.97%
	Over Votes:	0	0.00%	0	0.00%	0	0.00%
	Under Votes:	4	2.70%	6	3.30%	10	3.03%
STATE OF TEXAS PROPOSITION 4, Vote For 1							
	FOR	109	75.69%	130	74.29%	239	74.92%
	AGAINST	35	24.31%	45	25.71%	80	25.08%
	Cast Votes:	144	97.30%	175	96.15%	319	96.67%
	Over Votes:	0	0.00%	0	0.00%	0	0.00%
	Under Votes:	4	2.70%	7	3.85%	11	3.33%
STATE OF TEXAS PROPOSITION 5, Vote For 1							
	FOR	91	63.64%	99	56.57%	190	59.75%
	AGAINST	52	36.36%	76	43.43%	128	40.25%
	Cast Votes:	143	96.62%	175	96.15%	318	96.36%
	Over Votes:	0	0.00%	0	0.00%	0	0.00%
	Under Votes:	5	3.38%	7	3.85%	12	3.64%
STATE OF TEXAS PROPOSITION 6, Vote For 1							
	FOR	136	93.15%	160	88.89%	296	90.80%
	AGAINST	10	6.85%	20	11.11%	30	9.20%
	Cast Votes:	146	98.65%	180	98.90%	326	98.79%
	Over Votes:	0	0.00%	0	0.00%	0	0.00%
	Under Votes:	2	1.35%	2	1.10%	4	1.21%

Constitutional Amendment Election - PCT Report — Official
FORT BEND COUNTY, TEXAS — SPECIAL AND GENERAL ELECTION_ — November 07, 2017

Page 186 of 304

11/13/2017 05:26 PM

Total Number of Voters : 27,789 of 411,305 = 6.76%

Precincts Reporting 152 of 152 = 100.00%

Party	Candidate	Early		Election		Total	
Precinct 3063 (Ballots Cast: 330)							
STATE OF TEXAS PROPOSITION 7, Vote For 1							
	FOR	94	65.28%	98	55.68%	192	60.00%
	AGAINST	50	34.72%	78	44.32%	128	40.00%
	Cast Votes:	144	97.30%	176	96.70%	320	96.97%
	Over Votes:	0	0.00%	0	0.00%	0	0.00%
	Under Votes:	4	2.70%	6	3.30%	10	3.03%

Constitutional Amendment Election - PCT Report — Official

FORT BEND COUNTY, TEXAS — SPECIAL AND GENERAL ELECTION_ — November 07, 2017

Page 187 of 304

11/13/2017 05:26 PM

Total Number of Voters : 27,789 of 411,305 = 6.76%

Precincts Reporting 152 of 152 = 100.00%

Party	Candidate	Early		Election		Total	
Precinct 3069 (Ballots Cast: 49)							
STATE OF TEXAS PROPOSITION 1, Vote For 1							
	FOR	19	61.29%	18	100.00%	37	75.51%
	AGAINST	12	38.71%	0	0.00%	12	24.49%
	Cast Votes:	31	100.00%	18	100.00%	49	100.00%
	Over Votes:	0	0.00%	0	0.00%	0	0.00%
	Under Votes:	0	0.00%	0	0.00%	0	0.00%
STATE OF TEXAS PROPOSITION 2, Vote For 1							
	FOR	18	58.06%	15	88.24%	33	68.75%
	AGAINST	13	41.94%	2	11.76%	15	31.25%
	Cast Votes:	31	100.00%	17	94.44%	48	97.96%
	Over Votes:	0	0.00%	0	0.00%	0	0.00%
	Under Votes:	0	0.00%	1	5.56%	1	2.04%
STATE OF TEXAS PROPOSITION 3, Vote For 1							
	FOR	22	73.33%	15	83.33%	37	77.08%
	AGAINST	8	26.67%	3	16.67%	11	22.92%
	Cast Votes:	30	96.77%	18	100.00%	48	97.96%
	Over Votes:	0	0.00%	0	0.00%	0	0.00%
	Under Votes:	1	3.23%	0	0.00%	1	2.04%
STATE OF TEXAS PROPOSITION 4, Vote For 1							
	FOR	19	63.33%	14	77.78%	33	68.75%
	AGAINST	11	36.67%	4	22.22%	15	31.25%
	Cast Votes:	30	96.77%	18	100.00%	48	97.96%
	Over Votes:	0	0.00%	0	0.00%	0	0.00%
	Under Votes:	1	3.23%	0	0.00%	1	2.04%
STATE OF TEXAS PROPOSITION 5, Vote For 1							
	FOR	18	58.06%	11	64.71%	29	60.42%
	AGAINST	13	41.94%	6	35.29%	19	39.58%
	Cast Votes:	31	100.00%	17	94.44%	48	97.96%
	Over Votes:	0	0.00%	0	0.00%	0	0.00%
	Under Votes:	0	0.00%	1	5.56%	1	2.04%
STATE OF TEXAS PROPOSITION 6, Vote For 1							
	FOR	19	61.29%	17	100.00%	36	75.00%
	AGAINST	12	38.71%	0	0.00%	12	25.00%
	Cast Votes:	31	100.00%	17	94.44%	48	97.96%
	Over Votes:	0	0.00%	0	0.00%	0	0.00%
	Under Votes:	0	0.00%	1	5.56%	1	2.04%

Constitutional Amendment Election - PCT Report — Official
FORT BEND COUNTY, TEXAS — SPECIAL AND GENERAL ELECTION_ — November 07, 2017

Page 188 of 304

11/13/2017 05:26 PM

Total Number of Voters : 27,789 of 411,305 = 6.76%

Precincts Reporting 152 of 152 = 100.00%

Party	Candidate	Early		Election		Total	
Precinct 3069 (Ballots Cast: 49)							
STATE OF TEXAS PROPOSITION 7, Vote For 1							
	FOR	16	51.61%	12	66.67%	28	57.14%
	AGAINST	15	48.39%	6	33.33%	21	42.86%
	Cast Votes:	31	100.00%	18	100.00%	49	100.00%
	Over Votes:	0	0.00%	0	0.00%	0	0.00%
	Under Votes:	0	0.00%	0	0.00%	0	0.00%

Constitutional Amendment Election - PCT Report — Official

FORT BEND COUNTY, TEXAS — SPECIAL AND GENERAL ELECTION_ — November 07, 2017

Page 189 of 304

11/13/2017 05:26 PM

Total Number of Voters : 27,789 of 411,305 = 6.76%

Precincts Reporting 152 of 152 = 100.00%

Party	Candidate	Early		Election		Total	
Precinct 3083 (Ballots Cast: 140)							
STATE OF TEXAS PROPOSITION 1, Vote For 1							
	FOR	61	95.31%	69	93.24%	130	94.20%
	AGAINST	3	4.69%	5	6.76%	8	5.80%
	Cast Votes:	64	98.46%	74	98.67%	138	98.57%
	Over Votes:	0	0.00%	0	0.00%	0	0.00%
	Under Votes:	1	1.54%	1	1.33%	2	1.43%
STATE OF TEXAS PROPOSITION 2, Vote For 1							
	FOR	46	73.02%	63	85.14%	109	79.56%
	AGAINST	17	26.98%	11	14.86%	28	20.44%
	Cast Votes:	63	96.92%	74	98.67%	137	97.86%
	Over Votes:	0	0.00%	0	0.00%	0	0.00%
	Under Votes:	2	3.08%	1	1.33%	3	2.14%
STATE OF TEXAS PROPOSITION 3, Vote For 1							
	FOR	53	84.13%	61	84.72%	114	84.44%
	AGAINST	10	15.87%	11	15.28%	21	15.56%
	Cast Votes:	63	96.92%	72	96.00%	135	96.43%
	Over Votes:	0	0.00%	0	0.00%	0	0.00%
	Under Votes:	2	3.08%	3	4.00%	5	3.57%
STATE OF TEXAS PROPOSITION 4, Vote For 1							
	FOR	42	68.85%	48	66.67%	90	67.67%
	AGAINST	19	31.15%	24	33.33%	43	32.33%
	Cast Votes:	61	93.85%	72	96.00%	133	95.00%
	Over Votes:	0	0.00%	0	0.00%	0	0.00%
	Under Votes:	4	6.15%	3	4.00%	7	5.00%
STATE OF TEXAS PROPOSITION 5, Vote For 1							
	FOR	43	70.49%	41	56.94%	84	63.16%
	AGAINST	18	29.51%	31	43.06%	49	36.84%
	Cast Votes:	61	93.85%	72	96.00%	133	95.00%
	Over Votes:	0	0.00%	0	0.00%	0	0.00%
	Under Votes:	4	6.15%	3	4.00%	7	5.00%
STATE OF TEXAS PROPOSITION 6, Vote For 1							
	FOR	61	95.31%	71	95.95%	132	95.65%
	AGAINST	3	4.69%	3	4.05%	6	4.35%
	Cast Votes:	64	98.46%	74	98.67%	138	98.57%
	Over Votes:	0	0.00%	0	0.00%	0	0.00%
	Under Votes:	1	1.54%	1	1.33%	2	1.43%

Constitutional Amendment Election - PCT Report — Official
FORT BEND COUNTY, TEXAS — SPECIAL AND GENERAL ELECTION_ — November 07, 2017

Page 190 of 304

11/13/2017 05:26 PM

Total Number of Voters : 27,789 of 411,305 = 6.76%

Precincts Reporting 152 of 152 = 100.00%

Party	Candidate	Early		Election		Total	
Precinct 3083 (Ballots Cast: 140)							
STATE OF TEXAS PROPOSITION 7, Vote For 1							
	FOR	41	66.13%	54	73.97%	95	70.37%
	AGAINST	21	33.87%	19	26.03%	40	29.63%
	Cast Votes:	62	95.38%	73	97.33%	135	96.43%
	Over Votes:	0	0.00%	0	0.00%	0	0.00%
	Under Votes:	3	4.62%	2	2.67%	5	3.57%

Constitutional Amendment Election - PCT Report — Official

FORT BEND COUNTY, TEXAS — SPECIAL AND GENERAL ELECTION_ — November 07, 2017

Page 191 of 304

11/13/2017 05:26 PM

Total Number of Voters : 27,789 of 411,305 = 6.76%

Precincts Reporting 152 of 152 = 100.00%

Party	Candidate	Early		Election		Total	
Precinct 3095 (Ballots Cast: 129)							
STATE OF TEXAS PROPOSITION 1, Vote For 1							
	FOR	53	92.98%	59	84.29%	112	88.19%
	AGAINST	4	7.02%	11	15.71%	15	11.81%
	Cast Votes:	57	96.61%	70	100.00%	127	98.45%
	Over Votes:	0	0.00%	0	0.00%	0	0.00%
	Under Votes:	2	3.39%	0	0.00%	2	1.55%
STATE OF TEXAS PROPOSITION 2, Vote For 1							
	FOR	45	80.36%	54	77.14%	99	78.57%
	AGAINST	11	19.64%	16	22.86%	27	21.43%
	Cast Votes:	56	94.92%	70	100.00%	126	97.67%
	Over Votes:	0	0.00%	0	0.00%	0	0.00%
	Under Votes:	3	5.08%	0	0.00%	3	2.33%
STATE OF TEXAS PROPOSITION 3, Vote For 1							
	FOR	52	91.23%	65	92.86%	117	92.13%
	AGAINST	5	8.77%	5	7.14%	10	7.87%
	Cast Votes:	57	96.61%	70	100.00%	127	98.45%
	Over Votes:	0	0.00%	0	0.00%	0	0.00%
	Under Votes:	2	3.39%	0	0.00%	2	1.55%
STATE OF TEXAS PROPOSITION 4, Vote For 1							
	FOR	40	68.97%	52	76.47%	92	73.02%
	AGAINST	18	31.03%	16	23.53%	34	26.98%
	Cast Votes:	58	98.31%	68	97.14%	126	97.67%
	Over Votes:	0	0.00%	0	0.00%	0	0.00%
	Under Votes:	1	1.69%	2	2.86%	3	2.33%
STATE OF TEXAS PROPOSITION 5, Vote For 1							
	FOR	40	70.18%	45	66.18%	85	68.00%
	AGAINST	17	29.82%	23	33.82%	40	32.00%
	Cast Votes:	57	96.61%	68	97.14%	125	96.90%
	Over Votes:	0	0.00%	0	0.00%	0	0.00%
	Under Votes:	2	3.39%	2	2.86%	4	3.10%
STATE OF TEXAS PROPOSITION 6, Vote For 1							
	FOR	53	91.38%	60	86.96%	113	88.98%
	AGAINST	5	8.62%	9	13.04%	14	11.02%
	Cast Votes:	58	98.31%	69	98.57%	127	98.45%
	Over Votes:	0	0.00%	0	0.00%	0	0.00%
	Under Votes:	1	1.69%	1	1.43%	2	1.55%

Constitutional Amendment Election - PCT Report — Official
FORT BEND COUNTY, TEXAS — SPECIAL AND GENERAL ELECTION_ — November 07, 2017

Page 192 of 304

11/13/2017 05:26 PM

Total Number of Voters : 27,789 of 411,305 = 6.76%

Precincts Reporting 152 of 152 = 100.00%

Party	Candidate	Early		Election		Total	
Precinct 3095 (Ballots Cast: 129)							
STATE OF TEXAS PROPOSITION 7, Vote For 1							
	FOR	37	63.79%	42	60.87%	79	62.20%
	AGAINST	21	36.21%	27	39.13%	48	37.80%
	Cast Votes:	58	98.31%	69	98.57%	127	98.45%
	Over Votes:	0	0.00%	0	0.00%	0	0.00%
	Under Votes:	1	1.69%	1	1.43%	2	1.55%

Constitutional Amendment Election - PCT Report — Official

FORT BEND COUNTY, TEXAS — SPECIAL AND GENERAL ELECTION_ — November 07, 2017

Page 193 of 304

11/13/2017 05:26 PM

Total Number of Voters : 27,789 of 411,305 = 6.76%

Precincts Reporting 152 of 152 = 100.00%

Party	Candidate	Early		Election		Total	
Precinct 3098 (Ballots Cast: 65)							
STATE OF TEXAS PROPOSITION 1, Vote For 1							
	FOR	15	68.18%	39	92.86%	54	84.38%
	AGAINST	7	31.82%	3	7.14%	10	15.63%
	Cast Votes:	22	100.00%	42	97.67%	64	98.46%
	Over Votes:	0	0.00%	0	0.00%	0	0.00%
	Under Votes:	0	0.00%	1	2.33%	1	1.54%
STATE OF TEXAS PROPOSITION 2, Vote For 1							
	FOR	13	59.09%	39	90.70%	52	80.00%
	AGAINST	9	40.91%	4	9.30%	13	20.00%
	Cast Votes:	22	100.00%	43	100.00%	65	100.00%
	Over Votes:	0	0.00%	0	0.00%	0	0.00%
	Under Votes:	0	0.00%	0	0.00%	0	0.00%
STATE OF TEXAS PROPOSITION 3, Vote For 1							
	FOR	18	85.71%	40	93.02%	58	90.63%
	AGAINST	3	14.29%	3	6.98%	6	9.38%
	Cast Votes:	21	95.45%	43	100.00%	64	98.46%
	Over Votes:	0	0.00%	0	0.00%	0	0.00%
	Under Votes:	1	4.55%	0	0.00%	1	1.54%
STATE OF TEXAS PROPOSITION 4, Vote For 1							
	FOR	14	70.00%	33	78.57%	47	75.81%
	AGAINST	6	30.00%	9	21.43%	15	24.19%
	Cast Votes:	20	90.91%	42	97.67%	62	95.38%
	Over Votes:	0	0.00%	0	0.00%	0	0.00%
	Under Votes:	2	9.09%	1	2.33%	3	4.62%
STATE OF TEXAS PROPOSITION 5, Vote For 1							
	FOR	13	65.00%	29	70.73%	42	68.85%
	AGAINST	7	35.00%	12	29.27%	19	31.15%
	Cast Votes:	20	90.91%	41	95.35%	61	93.85%
	Over Votes:	0	0.00%	0	0.00%	0	0.00%
	Under Votes:	2	9.09%	2	4.65%	4	6.15%
STATE OF TEXAS PROPOSITION 6, Vote For 1							
	FOR	16	76.19%	40	93.02%	56	87.50%
	AGAINST	5	23.81%	3	6.98%	8	12.50%
	Cast Votes:	21	95.45%	43	100.00%	64	98.46%
	Over Votes:	0	0.00%	0	0.00%	0	0.00%
	Under Votes:	1	4.55%	0	0.00%	1	1.54%

Constitutional Amendment Election - PCT Report — Official
FORT BEND COUNTY, TEXAS — SPECIAL AND GENERAL ELECTION_ — November 07, 2017

Page 194 of 304

11/13/2017 05:26 PM

Total Number of Voters : 27,789 of 411,305 = 6.76%

Precincts Reporting 152 of 152 = 100.00%

Party	Candidate	Early		Election		Total	
Precinct 3098 (Ballots Cast: 65)							
STATE OF TEXAS PROPOSITION 7, Vote For 1							
	FOR	12	57.14%	34	79.07%	46	71.88%
	AGAINST	9	42.86%	9	20.93%	18	28.13%
	Cast Votes:	21	95.45%	43	100.00%	64	98.46%
	Over Votes:	0	0.00%	0	0.00%	0	0.00%
	Under Votes:	1	4.55%	0	0.00%	1	1.54%

Constitutional Amendment Election - PCT Report — Official

FORT BEND COUNTY, TEXAS — SPECIAL AND GENERAL ELECTION_ — November 07, 2017

Page 195 of 304

11/13/2017 05:26 PM

Total Number of Voters : 27,789 of 411,305 = 6.76%

Precincts Reporting 152 of 152 = 100.00%

Party	Candidate	Early		Election		Total	
Precinct 3104 (Ballots Cast: 279)							
STATE OF TEXAS PROPOSITION 1, Vote For 1							
	FOR	96	91.43%	158	92.94%	254	92.36%
	AGAINST	9	8.57%	12	7.06%	21	7.64%
	Cast Votes:	105	98.13%	170	98.84%	275	98.57%
	Over Votes:	0	0.00%	0	0.00%	0	0.00%
	Under Votes:	2	1.87%	2	1.16%	4	1.43%
STATE OF TEXAS PROPOSITION 2, Vote For 1							
	FOR	68	66.02%	107	65.64%	175	65.79%
	AGAINST	35	33.98%	56	34.36%	91	34.21%
	Cast Votes:	103	96.26%	163	94.77%	266	95.34%
	Over Votes:	0	0.00%	0	0.00%	0	0.00%
	Under Votes:	4	3.74%	9	5.23%	13	4.66%
STATE OF TEXAS PROPOSITION 3, Vote For 1							
	FOR	86	82.69%	127	76.05%	213	78.60%
	AGAINST	18	17.31%	40	23.95%	58	21.40%
	Cast Votes:	104	97.20%	167	97.09%	271	97.13%
	Over Votes:	0	0.00%	0	0.00%	0	0.00%
	Under Votes:	3	2.80%	5	2.91%	8	2.87%
STATE OF TEXAS PROPOSITION 4, Vote For 1							
	FOR	73	70.87%	115	70.12%	188	70.41%
	AGAINST	30	29.13%	49	29.88%	79	29.59%
	Cast Votes:	103	96.26%	164	95.35%	267	95.70%
	Over Votes:	0	0.00%	0	0.00%	0	0.00%
	Under Votes:	4	3.74%	8	4.65%	12	4.30%
STATE OF TEXAS PROPOSITION 5, Vote For 1							
	FOR	64	61.54%	108	67.50%	172	65.15%
	AGAINST	40	38.46%	52	32.50%	92	34.85%
	Cast Votes:	104	97.20%	160	93.02%	264	94.62%
	Over Votes:	0	0.00%	0	0.00%	0	0.00%
	Under Votes:	3	2.80%	12	6.98%	15	5.38%
STATE OF TEXAS PROPOSITION 6, Vote For 1							
	FOR	93	89.42%	156	91.23%	249	90.55%
	AGAINST	11	10.58%	15	8.77%	26	9.45%
	Cast Votes:	104	97.20%	171	99.42%	275	98.57%
	Over Votes:	0	0.00%	0	0.00%	0	0.00%
	Under Votes:	3	2.80%	1	0.58%	4	1.43%

Constitutional Amendment Election - PCT Report — Official
FORT BEND COUNTY, TEXAS — SPECIAL AND GENERAL ELECTION_ — November 07, 2017

Page 196 of 304

11/13/2017 05:26 PM

Total Number of Voters : 27,789 of 411,305 = 6.76%

Precincts Reporting 152 of 152 = 100.00%

Party	Candidate	Early		Election		Total	
Precinct 3104 (Ballots Cast: 279)							
STATE OF TEXAS PROPOSITION 7, Vote For 1							
	FOR	65	63.11%	98	59.39%	163	60.82%
	AGAINST	38	36.89%	67	40.61%	105	39.18%
	Cast Votes:	103	96.26%	165	95.93%	268	96.06%
	Over Votes:	0	0.00%	0	0.00%	0	0.00%
	Under Votes:	4	3.74%	7	4.07%	11	3.94%

Constitutional Amendment Election - PCT Report — Official

FORT BEND COUNTY, TEXAS — SPECIAL AND GENERAL ELECTION_ — November 07, 2017

Page 197 of 304

11/13/2017 05:26 PM

Total Number of Voters : 27,789 of 411,305 = 6.76%

Precincts Reporting 152 of 152 = 100.00%

Party	Candidate	Early		Election		Total	
Precinct 3113 (Ballots Cast: 93)							
STATE OF TEXAS PROPOSITION 1, Vote For 1							
	FOR	29	80.56%	53	92.98%	82	88.17%
	AGAINST	7	19.44%	4	7.02%	11	11.83%
	Cast Votes:	36	100.00%	57	100.00%	93	100.00%
	Over Votes:	0	0.00%	0	0.00%	0	0.00%
	Under Votes:	0	0.00%	0	0.00%	0	0.00%
STATE OF TEXAS PROPOSITION 2, Vote For 1							
	FOR	28	77.78%	45	78.95%	73	78.49%
	AGAINST	8	22.22%	12	21.05%	20	21.51%
	Cast Votes:	36	100.00%	57	100.00%	93	100.00%
	Over Votes:	0	0.00%	0	0.00%	0	0.00%
	Under Votes:	0	0.00%	0	0.00%	0	0.00%
STATE OF TEXAS PROPOSITION 3, Vote For 1							
	FOR	34	94.44%	44	80.00%	78	85.71%
	AGAINST	2	5.56%	11	20.00%	13	14.29%
	Cast Votes:	36	100.00%	55	96.49%	91	97.85%
	Over Votes:	0	0.00%	0	0.00%	0	0.00%
	Under Votes:	0	0.00%	2	3.51%	2	2.15%
STATE OF TEXAS PROPOSITION 4, Vote For 1							
	FOR	25	69.44%	42	76.36%	67	73.63%
	AGAINST	11	30.56%	13	23.64%	24	26.37%
	Cast Votes:	36	100.00%	55	96.49%	91	97.85%
	Over Votes:	0	0.00%	0	0.00%	0	0.00%
	Under Votes:	0	0.00%	2	3.51%	2	2.15%
STATE OF TEXAS PROPOSITION 5, Vote For 1							
	FOR	22	61.11%	33	61.11%	55	61.11%
	AGAINST	14	38.89%	21	38.89%	35	38.89%
	Cast Votes:	36	100.00%	54	94.74%	90	96.77%
	Over Votes:	0	0.00%	0	0.00%	0	0.00%
	Under Votes:	0	0.00%	3	5.26%	3	3.23%
STATE OF TEXAS PROPOSITION 6, Vote For 1							
	FOR	29	80.56%	48	84.21%	77	82.80%
	AGAINST	7	19.44%	9	15.79%	16	17.20%
	Cast Votes:	36	100.00%	57	100.00%	93	100.00%
	Over Votes:	0	0.00%	0	0.00%	0	0.00%
	Under Votes:	0	0.00%	0	0.00%	0	0.00%

Constitutional Amendment Election - PCT Report — Official
FORT BEND COUNTY, TEXAS — SPECIAL AND GENERAL ELECTION_ — November 07, 2017

Page 198 of 304

11/13/2017 05:26 PM

Total Number of Voters : 27,789 of 411,305 = 6.76%

Precincts Reporting 152 of 152 = 100.00%

Party	Candidate	Early		Election		Total	
Precinct 3113 (Ballots Cast: 93)							
STATE OF TEXAS PROPOSITION 7, Vote For 1							
	FOR	24	68.57%	37	66.07%	61	67.03%
	AGAINST	11	31.43%	19	33.93%	30	32.97%
	Cast Votes:	35	97.22%	56	98.25%	91	97.85%
	Over Votes:	0	0.00%	0	0.00%	0	0.00%
	Under Votes:	1	2.78%	1	1.75%	2	2.15%

Constitutional Amendment Election - PCT Report — Official

FORT BEND COUNTY, TEXAS — SPECIAL AND GENERAL ELECTION_ — November 07, 2017

Page 199 of 304

11/13/2017 05:26 PM

Total Number of Voters : 27,789 of 411,305 = 6.76%

Precincts Reporting 152 of 152 = 100.00%

Party	Candidate	Early		Election		Total	
Precinct 3122 (Ballots Cast: 533)							
STATE OF TEXAS PROPOSITION 1, Vote For 1							
	FOR	270	85.71%	175	88.38%	445	86.74%
	AGAINST	45	14.29%	23	11.62%	68	13.26%
	Cast Votes:	315	95.74%	198	97.06%	513	96.25%
	Over Votes:	0	0.00%	0	0.00%	0	0.00%
	Under Votes:	14	4.26%	6	2.94%	20	3.75%
STATE OF TEXAS PROPOSITION 2, Vote For 1							
	FOR	193	62.66%	125	64.43%	318	63.35%
	AGAINST	115	37.34%	69	35.57%	184	36.65%
	Cast Votes:	308	93.62%	194	95.10%	502	94.18%
	Over Votes:	0	0.00%	0	0.00%	0	0.00%
	Under Votes:	21	6.38%	10	4.90%	31	5.82%
STATE OF TEXAS PROPOSITION 3, Vote For 1							
	FOR	262	84.52%	161	83.42%	423	84.10%
	AGAINST	48	15.48%	32	16.58%	80	15.90%
	Cast Votes:	310	94.22%	193	94.61%	503	94.37%
	Over Votes:	0	0.00%	0	0.00%	0	0.00%
	Under Votes:	19	5.78%	11	5.39%	30	5.63%
STATE OF TEXAS PROPOSITION 4, Vote For 1							
	FOR	214	70.86%	113	61.75%	327	67.42%
	AGAINST	88	29.14%	70	38.25%	158	32.58%
	Cast Votes:	302	91.79%	183	89.71%	485	90.99%
	Over Votes:	0	0.00%	0	0.00%	0	0.00%
	Under Votes:	27	8.21%	21	10.29%	48	9.01%
STATE OF TEXAS PROPOSITION 5, Vote For 1							
	FOR	192	64.00%	112	60.54%	304	62.68%
	AGAINST	108	36.00%	73	39.46%	181	37.32%
	Cast Votes:	300	91.19%	185	90.69%	485	90.99%
	Over Votes:	0	0.00%	0	0.00%	0	0.00%
	Under Votes:	29	8.81%	19	9.31%	48	9.01%
STATE OF TEXAS PROPOSITION 6, Vote For 1							
	FOR	266	85.26%	173	88.72%	439	86.59%
	AGAINST	46	14.74%	22	11.28%	68	13.41%
	Cast Votes:	312	94.83%	195	95.59%	507	95.12%
	Over Votes:	0	0.00%	0	0.00%	0	0.00%
	Under Votes:	17	5.17%	9	4.41%	26	4.88%

Constitutional Amendment Election - PCT Report — Official
FORT BEND COUNTY, TEXAS — SPECIAL AND GENERAL ELECTION_ — November 07, 2017

Page 200 of 304

11/13/2017 05:26 PM

Total Number of Voters : 27,789 of 411,305 = 6.76%

Precincts Reporting 152 of 152 = 100.00%

Party	Candidate	Early		Election		Total	
Precinct 3122 (Ballots Cast: 533)							
STATE OF TEXAS PROPOSITION 7, Vote For 1							
	FOR	181	59.74%	115	60.85%	296	60.16%
	AGAINST	122	40.26%	74	39.15%	196	39.84%
	Cast Votes:	303	92.10%	189	92.65%	492	92.31%
	Over Votes:	0	0.00%	0	0.00%	0	0.00%
	Under Votes:	26	7.90%	15	7.35%	41	7.69%

Constitutional Amendment Election - PCT Report — Official

FORT BEND COUNTY, TEXAS — SPECIAL AND GENERAL ELECTION_ — November 07, 2017

Page 201 of 304

11/13/2017 05:26 PM

Total Number of Voters : 27,789 of 411,305 = 6.76%

Precincts Reporting 152 of 152 = 100.00%

Party	Candidate	Early		Election		Total	
Precinct 3130 (Ballots Cast: 380)							
STATE OF TEXAS PROPOSITION 1, Vote For 1							
	FOR	195	93.30%	143	93.46%	338	93.37%
	AGAINST	14	6.70%	10	6.54%	24	6.63%
	Cast Votes:	209	94.57%	153	96.23%	362	95.26%
	Over Votes:	0	0.00%	0	0.00%	0	0.00%
	Under Votes:	12	5.43%	6	3.77%	18	4.74%
STATE OF TEXAS PROPOSITION 2, Vote For 1							
	FOR	160	80.00%	113	75.84%	273	78.22%
	AGAINST	40	20.00%	36	24.16%	76	21.78%
	Cast Votes:	200	90.50%	149	93.71%	349	91.84%
	Over Votes:	0	0.00%	0	0.00%	0	0.00%
	Under Votes:	21	9.50%	10	6.29%	31	8.16%
STATE OF TEXAS PROPOSITION 3, Vote For 1							
	FOR	181	87.44%	132	85.16%	313	86.46%
	AGAINST	26	12.56%	23	14.84%	49	13.54%
	Cast Votes:	207	93.67%	155	97.48%	362	95.26%
	Over Votes:	0	0.00%	0	0.00%	0	0.00%
	Under Votes:	14	6.33%	4	2.52%	18	4.74%
STATE OF TEXAS PROPOSITION 4, Vote For 1							
	FOR	148	73.27%	105	70.95%	253	72.29%
	AGAINST	54	26.73%	43	29.05%	97	27.71%
	Cast Votes:	202	91.40%	148	93.08%	350	92.11%
	Over Votes:	0	0.00%	0	0.00%	0	0.00%
	Under Votes:	19	8.60%	11	6.92%	30	7.89%
STATE OF TEXAS PROPOSITION 5, Vote For 1							
	FOR	130	67.71%	87	59.59%	217	64.20%
	AGAINST	62	32.29%	59	40.41%	121	35.80%
	Cast Votes:	192	86.88%	146	91.82%	338	88.95%
	Over Votes:	0	0.00%	0	0.00%	0	0.00%
	Under Votes:	29	13.12%	13	8.18%	42	11.05%
STATE OF TEXAS PROPOSITION 6, Vote For 1							
	FOR	176	87.56%	140	92.11%	316	89.52%
	AGAINST	25	12.44%	12	7.89%	37	10.48%
	Cast Votes:	201	90.95%	152	95.60%	353	92.89%
	Over Votes:	0	0.00%	0	0.00%	0	0.00%
	Under Votes:	20	9.05%	7	4.40%	27	7.11%

Constitutional Amendment Election - PCT Report — Official
FORT BEND COUNTY, TEXAS — SPECIAL AND GENERAL ELECTION_ — November 07, 2017

Page 202 of 304

11/13/2017 05:26 PM

Total Number of Voters : 27,789 of 411,305 = 6.76%

Precincts Reporting 152 of 152 = 100.00%

Party	Candidate	Early		Election		Total	
Precinct 3130 (Ballots Cast: 380)							
STATE OF TEXAS PROPOSITION 7, Vote For 1							
	FOR	138	70.05%	81	54.36%	219	63.29%
	AGAINST	59	29.95%	68	45.64%	127	36.71%
	Cast Votes:	197	89.14%	149	93.71%	346	91.05%
	Over Votes:	0	0.00%	0	0.00%	0	0.00%
	Under Votes:	24	10.86%	10	6.29%	34	8.95%

Constitutional Amendment Election - PCT Report — Official

FORT BEND COUNTY, TEXAS — SPECIAL AND GENERAL ELECTION_ — November 07, 2017

Page 203 of 304

11/13/2017 05:26 PM

Total Number of Voters : 27,789 of 411,305 = 6.76%

Precincts Reporting 152 of 152 = 100.00%

Party	Candidate	Early		Election		Total	
Precinct 3132 (Ballots Cast: 504)							
STATE OF TEXAS PROPOSITION 1, Vote For 1							
	FOR	242	92.72%	199	88.05%	441	90.55%
	AGAINST	19	7.28%	27	11.95%	46	9.45%
	Cast Votes:	261	96.31%	226	97.00%	487	96.63%
	Over Votes:	0	0.00%	0	0.00%	0	0.00%
	Under Votes:	10	3.69%	7	3.00%	17	3.37%
STATE OF TEXAS PROPOSITION 2, Vote For 1							
	FOR	188	75.20%	154	71.30%	342	73.39%
	AGAINST	62	24.80%	62	28.70%	124	26.61%
	Cast Votes:	250	92.25%	216	92.70%	466	92.46%
	Over Votes:	0	0.00%	0	0.00%	0	0.00%
	Under Votes:	21	7.75%	17	7.30%	38	7.54%
STATE OF TEXAS PROPOSITION 3, Vote For 1							
	FOR	234	92.13%	182	83.87%	416	88.32%
	AGAINST	20	7.87%	35	16.13%	55	11.68%
	Cast Votes:	254	93.73%	217	93.13%	471	93.45%
	Over Votes:	0	0.00%	0	0.00%	0	0.00%
	Under Votes:	17	6.27%	16	6.87%	33	6.55%
STATE OF TEXAS PROPOSITION 4, Vote For 1							
	FOR	173	71.78%	146	70.19%	319	71.05%
	AGAINST	68	28.22%	62	29.81%	130	28.95%
	Cast Votes:	241	88.93%	208	89.27%	449	89.09%
	Over Votes:	0	0.00%	0	0.00%	0	0.00%
	Under Votes:	30	11.07%	25	10.73%	55	10.91%
STATE OF TEXAS PROPOSITION 5, Vote For 1							
	FOR	167	70.76%	141	66.82%	308	68.90%
	AGAINST	69	29.24%	70	33.18%	139	31.10%
	Cast Votes:	236	87.08%	211	90.56%	447	88.69%
	Over Votes:	0	0.00%	0	0.00%	0	0.00%
	Under Votes:	35	12.92%	22	9.44%	57	11.31%
STATE OF TEXAS PROPOSITION 6, Vote For 1							
	FOR	239	94.47%	196	89.91%	435	92.36%
	AGAINST	14	5.53%	22	10.09%	36	7.64%
	Cast Votes:	253	93.36%	218	93.56%	471	93.45%
	Over Votes:	0	0.00%	0	0.00%	0	0.00%
	Under Votes:	18	6.64%	15	6.44%	33	6.55%

Constitutional Amendment Election - PCT Report — Official
FORT BEND COUNTY, TEXAS — SPECIAL AND GENERAL ELECTION_ — November 07, 2017

Page 204 of 304

11/13/2017 05:26 PM

Total Number of Voters : 27,789 of 411,305 = 6.76%

Precincts Reporting 152 of 152 = 100.00%

Party	Candidate	Early		Election		Total	
Precinct 3132 (Ballots Cast: 504)							
STATE OF TEXAS PROPOSITION 7, Vote For 1							
	FOR	166	70.04%	134	63.51%	300	66.96%
	AGAINST	71	29.96%	77	36.49%	148	33.04%
	Cast Votes:	237	87.45%	211	90.56%	448	88.89%
	Over Votes:	0	0.00%	0	0.00%	0	0.00%
	Under Votes:	34	12.55%	22	9.44%	56	11.11%

Constitutional Amendment Election - PCT Report — Official

FORT BEND COUNTY, TEXAS — SPECIAL AND GENERAL ELECTION_ — November 07, 2017

Page 205 of 304

11/13/2017 05:26 PM

Total Number of Voters : 27,789 of 411,305 = 6.76%

Precincts Reporting 152 of 152 = 100.00%

Party	Candidate	Early		Election		Total	
Precinct 3133 (Ballots Cast: 458)							
STATE OF TEXAS PROPOSITION 1, Vote For 1							
	FOR	234	90.70%	171	90.48%	405	90.60%
	AGAINST	24	9.30%	18	9.52%	42	9.40%
	Cast Votes:	258	97.36%	189	97.93%	447	97.60%
	Over Votes:	0	0.00%	0	0.00%	0	0.00%
	Under Votes:	7	2.64%	4	2.07%	11	2.40%
STATE OF TEXAS PROPOSITION 2, Vote For 1							
	FOR	182	73.09%	117	63.93%	299	69.21%
	AGAINST	67	26.91%	66	36.07%	133	30.79%
	Cast Votes:	249	93.96%	183	94.82%	432	94.32%
	Over Votes:	0	0.00%	0	0.00%	0	0.00%
	Under Votes:	16	6.04%	10	5.18%	26	5.68%
STATE OF TEXAS PROPOSITION 3, Vote For 1							
	FOR	221	87.01%	147	80.77%	368	84.40%
	AGAINST	33	12.99%	35	19.23%	68	15.60%
	Cast Votes:	254	95.85%	182	94.30%	436	95.20%
	Over Votes:	0	0.00%	0	0.00%	0	0.00%
	Under Votes:	11	4.15%	11	5.70%	22	4.80%
STATE OF TEXAS PROPOSITION 4, Vote For 1							
	FOR	191	78.28%	119	67.61%	310	73.81%
	AGAINST	53	21.72%	57	32.39%	110	26.19%
	Cast Votes:	244	92.08%	176	91.19%	420	91.70%
	Over Votes:	0	0.00%	0	0.00%	0	0.00%
	Under Votes:	21	7.92%	17	8.81%	38	8.30%
STATE OF TEXAS PROPOSITION 5, Vote For 1							
	FOR	182	76.47%	100	57.14%	282	68.28%
	AGAINST	56	23.53%	75	42.86%	131	31.72%
	Cast Votes:	238	89.81%	175	90.67%	413	90.17%
	Over Votes:	0	0.00%	0	0.00%	0	0.00%
	Under Votes:	27	10.19%	18	9.33%	45	9.83%
STATE OF TEXAS PROPOSITION 6, Vote For 1							
	FOR	233	93.20%	166	88.77%	399	91.30%
	AGAINST	17	6.80%	21	11.23%	38	8.70%
	Cast Votes:	250	94.34%	187	96.89%	437	95.41%
	Over Votes:	0	0.00%	0	0.00%	0	0.00%
	Under Votes:	15	5.66%	6	3.11%	21	4.59%

Constitutional Amendment Election - PCT Report — Official
FORT BEND COUNTY, TEXAS — SPECIAL AND GENERAL ELECTION_ — November 07, 2017

Page 206 of 304

11/13/2017 05:26 PM

Total Number of Voters : 27,789 of 411,305 = 6.76%

Precincts Reporting 152 of 152 = 100.00%

Party	Candidate	Early		Election		Total	
Precinct 3133 (Ballots Cast: 458)							
STATE OF TEXAS PROPOSITION 7, Vote For 1							
	FOR	171	70.08%	97	55.43%	268	63.96%
	AGAINST	73	29.92%	78	44.57%	151	36.04%
	Cast Votes:	244	92.08%	175	90.67%	419	91.48%
	Over Votes:	0	0.00%	0	0.00%	0	0.00%
	Under Votes:	21	7.92%	18	9.33%	39	8.52%

Constitutional Amendment Election - PCT Report — Official

FORT BEND COUNTY, TEXAS — SPECIAL AND GENERAL ELECTION_ — November 07, 2017

Page 207 of 304

11/13/2017 05:26 PM

Total Number of Voters : 27,789 of 411,305 = 6.76%

Precincts Reporting 152 of 152 = 100.00%

Party	Candidate	Early		Election		Total	
Precinct 3142 (Ballots Cast: 378)							
STATE OF TEXAS PROPOSITION 1, Vote For 1							
	FOR	187	90.34%	142	90.45%	329	90.38%
	AGAINST	20	9.66%	15	9.55%	35	9.62%
	Cast Votes:	207	94.95%	157	98.13%	364	96.30%
	Over Votes:	0	0.00%	0	0.00%	0	0.00%
	Under Votes:	11	5.05%	3	1.88%	14	3.70%
STATE OF TEXAS PROPOSITION 2, Vote For 1							
	FOR	155	77.11%	106	71.14%	261	74.57%
	AGAINST	46	22.89%	43	28.86%	89	25.43%
	Cast Votes:	201	92.20%	149	93.13%	350	92.59%
	Over Votes:	0	0.00%	0	0.00%	0	0.00%
	Under Votes:	17	7.80%	11	6.88%	28	7.41%
STATE OF TEXAS PROPOSITION 3, Vote For 1							
	FOR	178	88.12%	129	83.77%	307	86.24%
	AGAINST	24	11.88%	25	16.23%	49	13.76%
	Cast Votes:	202	92.66%	154	96.25%	356	94.18%
	Over Votes:	0	0.00%	0	0.00%	0	0.00%
	Under Votes:	16	7.34%	6	3.75%	22	5.82%
STATE OF TEXAS PROPOSITION 4, Vote For 1							
	FOR	148	75.13%	102	69.86%	250	72.89%
	AGAINST	49	24.87%	44	30.14%	93	27.11%
	Cast Votes:	197	90.37%	146	91.25%	343	90.74%
	Over Votes:	0	0.00%	0	0.00%	0	0.00%
	Under Votes:	21	9.63%	14	8.75%	35	9.26%
STATE OF TEXAS PROPOSITION 5, Vote For 1							
	FOR	149	75.63%	95	64.19%	244	70.72%
	AGAINST	48	24.37%	53	35.81%	101	29.28%
	Cast Votes:	197	90.37%	148	92.50%	345	91.27%
	Over Votes:	0	0.00%	0	0.00%	0	0.00%
	Under Votes:	21	9.63%	12	7.50%	33	8.73%
STATE OF TEXAS PROPOSITION 6, Vote For 1							
	FOR	183	90.15%	138	89.61%	321	89.92%
	AGAINST	20	9.85%	16	10.39%	36	10.08%
	Cast Votes:	203	93.12%	154	96.25%	357	94.44%
	Over Votes:	0	0.00%	0	0.00%	0	0.00%
	Under Votes:	15	6.88%	6	3.75%	21	5.56%

Constitutional Amendment Election - PCT Report — Official
FORT BEND COUNTY, TEXAS — SPECIAL AND GENERAL ELECTION_ — November 07, 2017

Page 208 of 304

11/13/2017 05:26 PM

Total Number of Voters : 27,789 of 411,305 = 6.76%

Precincts Reporting 152 of 152 = 100.00%

Party	Candidate	Early		Election		Total	
Precinct 3142 (Ballots Cast: 378)							
STATE OF TEXAS PROPOSITION 7, Vote For 1							
	FOR	133	67.86%	95	63.76%	228	66.09%
	AGAINST	63	32.14%	54	36.24%	117	33.91%
	Cast Votes:	196	89.91%	149	93.13%	345	91.27%
	Over Votes:	0	0.00%	0	0.00%	0	0.00%
	Under Votes:	22	10.09%	11	6.88%	33	8.73%

Constitutional Amendment Election - PCT Report — Official

FORT BEND COUNTY, TEXAS — SPECIAL AND GENERAL ELECTION_ — November 07, 2017

Page 209 of 304

11/13/2017 05:26 PM

Total Number of Voters : 27,789 of 411,305 = 6.76%

Precincts Reporting 152 of 152 = 100.00%

Party	Candidate	Early		Election		Total	
Precinct 3143 (Ballots Cast: 695)							
STATE OF TEXAS PROPOSITION 1, Vote For 1							
	FOR	337	90.35%	263	87.96%	600	89.29%
	AGAINST	36	9.65%	36	12.04%	72	10.71%
	Cast Votes:	373	95.89%	299	97.71%	672	96.69%
	Over Votes:	0	0.00%	0	0.00%	0	0.00%
	Under Votes:	16	4.11%	7	2.29%	23	3.31%
STATE OF TEXAS PROPOSITION 2, Vote For 1							
	FOR	270	74.79%	225	76.79%	495	75.69%
	AGAINST	91	25.21%	68	23.21%	159	24.31%
	Cast Votes:	361	92.80%	293	95.75%	654	94.10%
	Over Votes:	0	0.00%	0	0.00%	0	0.00%
	Under Votes:	28	7.20%	13	4.25%	41	5.90%
STATE OF TEXAS PROPOSITION 3, Vote For 1							
	FOR	331	89.22%	258	87.76%	589	88.57%
	AGAINST	40	10.78%	36	12.24%	76	11.43%
	Cast Votes:	371	95.37%	294	96.08%	665	95.68%
	Over Votes:	0	0.00%	0	0.00%	0	0.00%
	Under Votes:	18	4.63%	12	3.92%	30	4.32%
STATE OF TEXAS PROPOSITION 4, Vote For 1							
	FOR	261	73.73%	192	67.13%	453	70.78%
	AGAINST	93	26.27%	94	32.87%	187	29.22%
	Cast Votes:	354	91.00%	286	93.46%	640	92.09%
	Over Votes:	0	0.00%	0	0.00%	0	0.00%
	Under Votes:	35	9.00%	20	6.54%	55	7.91%
STATE OF TEXAS PROPOSITION 5, Vote For 1							
	FOR	259	73.37%	189	65.85%	448	70.00%
	AGAINST	94	26.63%	98	34.15%	192	30.00%
	Cast Votes:	353	90.75%	287	93.79%	640	92.09%
	Over Votes:	0	0.00%	0	0.00%	0	0.00%
	Under Votes:	36	9.25%	19	6.21%	55	7.91%
STATE OF TEXAS PROPOSITION 6, Vote For 1							
	FOR	342	91.94%	263	87.96%	605	90.16%
	AGAINST	30	8.06%	36	12.04%	66	9.84%
	Cast Votes:	372	95.63%	299	97.71%	671	96.55%
	Over Votes:	0	0.00%	0	0.00%	0	0.00%
	Under Votes:	17	4.37%	7	2.29%	24	3.45%

Constitutional Amendment Election - PCT Report — Official
FORT BEND COUNTY, TEXAS — SPECIAL AND GENERAL ELECTION_ — November 07, 2017

Page 210 of 304

11/13/2017 05:26 PM

Total Number of Voters : 27,789 of 411,305 = 6.76%

Precincts Reporting 152 of 152 = 100.00%

Party	Candidate	Early		Election		Total	
Precinct 3143 (Ballots Cast: 695)							
STATE OF TEXAS PROPOSITION 7, Vote For 1							
	FOR	244	67.59%	189	66.08%	433	66.92%
	AGAINST	117	32.41%	97	33.92%	214	33.08%
	Cast Votes:	361	92.80%	286	93.46%	647	93.09%
	Over Votes:	0	0.00%	0	0.00%	0	0.00%
	Under Votes:	28	7.20%	20	6.54%	48	6.91%

Constitutional Amendment Election - PCT Report — Official
FORT BEND COUNTY, TEXAS — SPECIAL AND GENERAL ELECTION_ — November 07, 2017

Page 211 of 304

11/13/2017 05:26 PM

Total Number of Voters : 27,789 of 411,305 = 6.76%

Precincts Reporting 152 of 152 = 100.00%

Party	Candidate	Early		Election		Total	
Precinct 3144 (Ballots Cast: 442)							
STATE OF TEXAS PROPOSITION 1, Vote For 1							
	FOR	236	91.12%	149	86.63%	385	89.33%
	AGAINST	23	8.88%	23	13.37%	46	10.67%
	Cast Votes:	259	96.64%	172	98.85%	431	97.51%
	Over Votes:	0	0.00%	0	0.00%	0	0.00%
	Under Votes:	9	3.36%	2	1.15%	11	2.49%
STATE OF TEXAS PROPOSITION 2, Vote For 1							
	FOR	173	69.48%	118	71.08%	291	70.12%
	AGAINST	76	30.52%	48	28.92%	124	29.88%
	Cast Votes:	249	92.91%	166	95.40%	415	93.89%
	Over Votes:	0	0.00%	0	0.00%	0	0.00%
	Under Votes:	19	7.09%	8	4.60%	27	6.11%
STATE OF TEXAS PROPOSITION 3, Vote For 1							
	FOR	208	82.54%	140	86.42%	348	84.06%
	AGAINST	44	17.46%	22	13.58%	66	15.94%
	Cast Votes:	252	94.03%	162	93.10%	414	93.67%
	Over Votes:	0	0.00%	0	0.00%	0	0.00%
	Under Votes:	16	5.97%	12	6.90%	28	6.33%
STATE OF TEXAS PROPOSITION 4, Vote For 1							
	FOR	190	77.24%	119	74.84%	309	76.30%
	AGAINST	56	22.76%	40	25.16%	96	23.70%
	Cast Votes:	246	91.79%	159	91.38%	405	91.63%
	Over Votes:	0	0.00%	0	0.00%	0	0.00%
	Under Votes:	22	8.21%	15	8.62%	37	8.37%
STATE OF TEXAS PROPOSITION 5, Vote For 1							
	FOR	161	66.80%	109	69.43%	270	67.84%
	AGAINST	80	33.20%	48	30.57%	128	32.16%
	Cast Votes:	241	89.93%	157	90.23%	398	90.05%
	Over Votes:	0	0.00%	0	0.00%	0	0.00%
	Under Votes:	27	10.07%	17	9.77%	44	9.95%
STATE OF TEXAS PROPOSITION 6, Vote For 1							
	FOR	221	87.35%	148	87.06%	369	87.23%
	AGAINST	32	12.65%	22	12.94%	54	12.77%
	Cast Votes:	253	94.40%	170	97.70%	423	95.70%
	Over Votes:	0	0.00%	0	0.00%	0	0.00%
	Under Votes:	15	5.60%	4	2.30%	19	4.30%

Constitutional Amendment Election - PCT Report — Official
FORT BEND COUNTY, TEXAS — SPECIAL AND GENERAL ELECTION_ — November 07, 2017

Page 212 of 304

11/13/2017 05:26 PM

Total Number of Voters : 27,789 of 411,305 = 6.76%

Precincts Reporting 152 of 152 = 100.00%

Party	Candidate	Early		Election		Total	
Precinct 3144 (Ballots Cast: 442)							
STATE OF TEXAS PROPOSITION 7, Vote For 1							
	FOR	140	57.14%	98	62.82%	238	59.35%
	AGAINST	105	42.86%	58	37.18%	163	40.65%
	Cast Votes:	245	91.42%	156	89.66%	401	90.72%
	Over Votes:	0	0.00%	0	0.00%	0	0.00%
	Under Votes:	23	8.58%	18	10.34%	41	9.28%

Constitutional Amendment Election - PCT Report — Official

FORT BEND COUNTY, TEXAS — SPECIAL AND GENERAL ELECTION_ — November 07, 2017

Page 213 of 304

11/13/2017 05:26 PM

Total Number of Voters : 27,789 of 411,305 = 6.76%

Precincts Reporting 152 of 152 = 100.00%

Party	Candidate	Early		Election		Total	
Precinct 3145 (Ballots Cast: 200)							
STATE OF TEXAS PROPOSITION 1, Vote For 1							
	FOR	102	88.70%	71	91.03%	173	89.64%
	AGAINST	13	11.30%	7	8.97%	20	10.36%
	Cast Votes:	115	95.04%	78	98.73%	193	96.50%
	Over Votes:	0	0.00%	0	0.00%	0	0.00%
	Under Votes:	6	4.96%	1	1.27%	7	3.50%
STATE OF TEXAS PROPOSITION 2, Vote For 1							
	FOR	81	74.31%	58	74.36%	139	74.33%
	AGAINST	28	25.69%	20	25.64%	48	25.67%
	Cast Votes:	109	90.08%	78	98.73%	187	93.50%
	Over Votes:	0	0.00%	0	0.00%	0	0.00%
	Under Votes:	12	9.92%	1	1.27%	13	6.50%
STATE OF TEXAS PROPOSITION 3, Vote For 1							
	FOR	99	89.19%	69	88.46%	168	88.89%
	AGAINST	12	10.81%	9	11.54%	21	11.11%
	Cast Votes:	111	91.74%	78	98.73%	189	94.50%
	Over Votes:	0	0.00%	0	0.00%	0	0.00%
	Under Votes:	10	8.26%	1	1.27%	11	5.50%
STATE OF TEXAS PROPOSITION 4, Vote For 1							
	FOR	82	75.23%	57	75.00%	139	75.14%
	AGAINST	27	24.77%	19	25.00%	46	24.86%
	Cast Votes:	109	90.08%	76	96.20%	185	92.50%
	Over Votes:	0	0.00%	0	0.00%	0	0.00%
	Under Votes:	12	9.92%	3	3.80%	15	7.50%
STATE OF TEXAS PROPOSITION 5, Vote For 1							
	FOR	70	65.42%	50	66.67%	120	65.93%
	AGAINST	37	34.58%	25	33.33%	62	34.07%
	Cast Votes:	107	88.43%	75	94.94%	182	91.00%
	Over Votes:	0	0.00%	0	0.00%	0	0.00%
	Under Votes:	14	11.57%	4	5.06%	18	9.00%
STATE OF TEXAS PROPOSITION 6, Vote For 1							
	FOR	99	87.61%	72	91.14%	171	89.06%
	AGAINST	14	12.39%	7	8.86%	21	10.94%
	Cast Votes:	113	93.39%	79	100.00%	192	96.00%
	Over Votes:	0	0.00%	0	0.00%	0	0.00%
	Under Votes:	8	6.61%	0	0.00%	8	4.00%

Constitutional Amendment Election - PCT Report — Official
FORT BEND COUNTY, TEXAS — SPECIAL AND GENERAL ELECTION_ — November 07, 2017

Page 214 of 304

11/13/2017 05:26 PM

Total Number of Voters : 27,789 of 411,305 = 6.76%

Precincts Reporting 152 of 152 = 100.00%

Party	Candidate	Early		Election		Total	
Precinct 3145 (Ballots Cast: 200)							
STATE OF TEXAS PROPOSITION 7, Vote For 1							
	FOR	63	58.33%	49	63.64%	112	60.54%
	AGAINST	45	41.67%	28	36.36%	73	39.46%
	Cast Votes:	108	89.26%	77	97.47%	185	92.50%
	Over Votes:	0	0.00%	0	0.00%	0	0.00%
	Under Votes:	13	10.74%	2	2.53%	15	7.50%

Constitutional Amendment Election - PCT Report — Official

FORT BEND COUNTY, TEXAS — SPECIAL AND GENERAL ELECTION_ — November 07, 2017

Page 215 of 304

11/13/2017 05:26 PM

Total Number of Voters : 27,789 of 411,305 = 6.76%

Precincts Reporting 152 of 152 = 100.00%

Party	Candidate	Early		Election		Total	
Precinct 3146 (Ballots Cast: 511)							
STATE OF TEXAS PROPOSITION 1, Vote For 1							
	FOR	247	90.15%	189	92.20%	436	91.02%
	AGAINST	27	9.85%	16	7.80%	43	8.98%
	Cast Votes:	274	92.57%	205	95.35%	479	93.74%
	Over Votes:	0	0.00%	0	0.00%	0	0.00%
	Under Votes:	22	7.43%	10	4.65%	32	6.26%
STATE OF TEXAS PROPOSITION 2, Vote For 1							
	FOR	221	83.08%	151	75.88%	372	80.00%
	AGAINST	45	16.92%	48	24.12%	93	20.00%
	Cast Votes:	266	89.86%	199	92.56%	465	91.00%
	Over Votes:	0	0.00%	0	0.00%	0	0.00%
	Under Votes:	30	10.14%	16	7.44%	46	9.00%
STATE OF TEXAS PROPOSITION 3, Vote For 1							
	FOR	241	88.28%	168	85.28%	409	87.02%
	AGAINST	32	11.72%	29	14.72%	61	12.98%
	Cast Votes:	273	92.23%	197	91.63%	470	91.98%
	Over Votes:	0	0.00%	0	0.00%	0	0.00%
	Under Votes:	23	7.77%	18	8.37%	41	8.02%
STATE OF TEXAS PROPOSITION 4, Vote For 1							
	FOR	204	79.07%	130	67.36%	334	74.06%
	AGAINST	54	20.93%	63	32.64%	117	25.94%
	Cast Votes:	258	87.16%	193	89.77%	451	88.26%
	Over Votes:	0	0.00%	0	0.00%	0	0.00%
	Under Votes:	38	12.84%	22	10.23%	60	11.74%
STATE OF TEXAS PROPOSITION 5, Vote For 1							
	FOR	204	80.63%	122	64.89%	326	73.92%
	AGAINST	49	19.37%	66	35.11%	115	26.08%
	Cast Votes:	253	85.47%	188	87.44%	441	86.30%
	Over Votes:	0	0.00%	0	0.00%	0	0.00%
	Under Votes:	43	14.53%	27	12.56%	70	13.70%
STATE OF TEXAS PROPOSITION 6, Vote For 1							
	FOR	246	90.44%	185	89.81%	431	90.17%
	AGAINST	26	9.56%	21	10.19%	47	9.83%
	Cast Votes:	272	91.89%	206	95.81%	478	93.54%
	Over Votes:	0	0.00%	0	0.00%	0	0.00%
	Under Votes:	24	8.11%	9	4.19%	33	6.46%

Constitutional Amendment Election - PCT Report — Official
FORT BEND COUNTY, TEXAS — SPECIAL AND GENERAL ELECTION_ — November 07, 2017

Page 216 of 304

11/13/2017 05:26 PM

Total Number of Voters : 27,789 of 411,305 = 6.76%

Precincts Reporting 152 of 152 = 100.00%

Party	Candidate	Early		Election		Total	
Precinct 3146 (Ballots Cast: 511)							
STATE OF TEXAS PROPOSITION 7, Vote For 1							
	FOR	187	73.33%	123	63.08%	310	68.89%
	AGAINST	68	26.67%	72	36.92%	140	31.11%
	Cast Votes:	255	86.15%	195	90.70%	450	88.06%
	Over Votes:	0	0.00%	0	0.00%	0	0.00%
	Under Votes:	41	13.85%	20	9.30%	61	11.94%

Constitutional Amendment Election - PCT Report — Official

FORT BEND COUNTY, TEXAS — SPECIAL AND GENERAL ELECTION_ — November 07, 2017

Page 217 of 304

11/13/2017 05:26 PM

Total Number of Voters : 27,789 of 411,305 = 6.76%

Precincts Reporting 152 of 152 = 100.00%

Party	Candidate	Early		Election		Total	
Precinct 3148 (Ballots Cast: 463)							
STATE OF TEXAS PROPOSITION 1, Vote For 1							
	FOR	252	94.74%	166	90.22%	418	92.89%
	AGAINST	14	5.26%	18	9.78%	32	7.11%
	Cast Votes:	266	95.68%	184	99.46%	450	97.19%
	Over Votes:	0	0.00%	0	0.00%	0	0.00%
	Under Votes:	12	4.32%	1	0.54%	13	2.81%
STATE OF TEXAS PROPOSITION 2, Vote For 1							
	FOR	211	81.15%	125	71.43%	336	77.24%
	AGAINST	49	18.85%	50	28.57%	99	22.76%
	Cast Votes:	260	93.53%	175	94.59%	435	93.95%
	Over Votes:	0	0.00%	0	0.00%	0	0.00%
	Under Votes:	18	6.47%	10	5.41%	28	6.05%
STATE OF TEXAS PROPOSITION 3, Vote For 1							
	FOR	236	91.12%	162	90.50%	398	90.87%
	AGAINST	23	8.88%	17	9.50%	40	9.13%
	Cast Votes:	259	93.17%	179	96.76%	438	94.60%
	Over Votes:	0	0.00%	0	0.00%	0	0.00%
	Under Votes:	19	6.83%	6	3.24%	25	5.40%
STATE OF TEXAS PROPOSITION 4, Vote For 1							
	FOR	198	77.95%	133	76.88%	331	77.52%
	AGAINST	56	22.05%	40	23.12%	96	22.48%
	Cast Votes:	254	91.37%	173	93.51%	427	92.22%
	Over Votes:	0	0.00%	0	0.00%	0	0.00%
	Under Votes:	24	8.63%	12	6.49%	36	7.78%
STATE OF TEXAS PROPOSITION 5, Vote For 1							
	FOR	195	77.38%	118	68.21%	313	73.65%
	AGAINST	57	22.62%	55	31.79%	112	26.35%
	Cast Votes:	252	90.65%	173	93.51%	425	91.79%
	Over Votes:	0	0.00%	0	0.00%	0	0.00%
	Under Votes:	26	9.35%	12	6.49%	38	8.21%
STATE OF TEXAS PROPOSITION 6, Vote For 1							
	FOR	241	93.05%	163	90.56%	404	92.03%
	AGAINST	18	6.95%	17	9.44%	35	7.97%
	Cast Votes:	259	93.17%	180	97.30%	439	94.82%
	Over Votes:	0	0.00%	0	0.00%	0	0.00%
	Under Votes:	19	6.83%	5	2.70%	24	5.18%

Constitutional Amendment Election - PCT Report — Official
FORT BEND COUNTY, TEXAS — SPECIAL AND GENERAL ELECTION_ — November 07, 2017

Page 218 of 304

11/13/2017 05:26 PM

Total Number of Voters : 27,789 of 411,305 = 6.76%

Precincts Reporting 152 of 152 = 100.00%

Party	Candidate	Early		Election		Total	
Precinct 3148 (Ballots Cast: 463)							
STATE OF TEXAS PROPOSITION 7, Vote For 1							
	FOR	179	70.75%	108	62.79%	287	67.53%
	AGAINST	74	29.25%	64	37.21%	138	32.47%
	Cast Votes:	253	91.01%	172	92.97%	425	91.79%
	Over Votes:	0	0.00%	0	0.00%	0	0.00%
	Under Votes:	25	8.99%	13	7.03%	38	8.21%

Constitutional Amendment Election - PCT Report — Official

FORT BEND COUNTY, TEXAS — SPECIAL AND GENERAL ELECTION_ — November 07, 2017

Page 219 of 304

11/13/2017 05:26 PM

Total Number of Voters : 27,789 of 411,305 = 6.76%

Precincts Reporting 152 of 152 = 100.00%

Party	Candidate	Early		Election		Total	
Precinct 3149 (Ballots Cast: 851)							
STATE OF TEXAS PROPOSITION 1, Vote For 1							
	FOR	483	86.40%	238	87.82%	721	86.87%
	AGAINST	76	13.60%	33	12.18%	109	13.13%
	Cast Votes:	559	97.73%	271	97.13%	830	97.53%
	Over Votes:	0	0.00%	0	0.00%	0	0.00%
	Under Votes:	13	2.27%	8	2.87%	21	2.47%
STATE OF TEXAS PROPOSITION 2, Vote For 1							
	FOR	352	64.47%	198	75.00%	550	67.90%
	AGAINST	194	35.53%	66	25.00%	260	32.10%
	Cast Votes:	546	95.45%	264	94.62%	810	95.18%
	Over Votes:	0	0.00%	0	0.00%	0	0.00%
	Under Votes:	26	4.55%	15	5.38%	41	4.82%
STATE OF TEXAS PROPOSITION 3, Vote For 1							
	FOR	461	83.97%	222	87.40%	683	85.06%
	AGAINST	88	16.03%	32	12.60%	120	14.94%
	Cast Votes:	549	95.98%	254	91.04%	803	94.36%
	Over Votes:	0	0.00%	0	0.00%	0	0.00%
	Under Votes:	23	4.02%	25	8.96%	48	5.64%
STATE OF TEXAS PROPOSITION 4, Vote For 1							
	FOR	373	69.72%	197	77.25%	570	72.15%
	AGAINST	162	30.28%	58	22.75%	220	27.85%
	Cast Votes:	535	93.53%	255	91.40%	790	92.83%
	Over Votes:	0	0.00%	0	0.00%	0	0.00%
	Under Votes:	37	6.47%	24	8.60%	61	7.17%
STATE OF TEXAS PROPOSITION 5, Vote For 1							
	FOR	299	56.20%	142	56.80%	441	56.39%
	AGAINST	233	43.80%	108	43.20%	341	43.61%
	Cast Votes:	532	93.01%	250	89.61%	782	91.89%
	Over Votes:	0	0.00%	0	0.00%	0	0.00%
	Under Votes:	40	6.99%	29	10.39%	69	8.11%
STATE OF TEXAS PROPOSITION 6, Vote For 1							
	FOR	470	84.99%	231	86.52%	701	85.49%
	AGAINST	83	15.01%	36	13.48%	119	14.51%
	Cast Votes:	553	96.68%	267	95.70%	820	96.36%
	Over Votes:	0	0.00%	0	0.00%	0	0.00%
	Under Votes:	19	3.32%	12	4.30%	31	3.64%

Constitutional Amendment Election - PCT Report — Official
FORT BEND COUNTY, TEXAS — SPECIAL AND GENERAL ELECTION_ — November 07, 2017

Page 220 of 304

11/13/2017 05:26 PM

Total Number of Voters : 27,789 of 411,305 = 6.76%

Precincts Reporting 152 of 152 = 100.00%

Party	Candidate	Early		Election		Total	
Precinct 3149 (Ballots Cast: 851)							
STATE OF TEXAS PROPOSITION 7, Vote For 1							
	FOR	286	53.56%	157	59.92%	443	55.65%
	AGAINST	248	46.44%	105	40.08%	353	44.35%
	Cast Votes:	534	93.36%	262	93.91%	796	93.54%
	Over Votes:	0	0.00%	0	0.00%	0	0.00%
	Under Votes:	38	6.64%	17	6.09%	55	6.46%

Constitutional Amendment Election - PCT Report — Official

FORT BEND COUNTY, TEXAS — SPECIAL AND GENERAL ELECTION_ — November 07, 2017

Page 221 of 304

11/13/2017 05:26 PM

Total Number of Voters : 27,789 of 411,305 = 6.76%

Precincts Reporting 152 of 152 = 100.00%

Party	Candidate	Early		Election		Total	
Precinct 3150 (Ballots Cast: 166)							
STATE OF TEXAS PROPOSITION 1, Vote For 1							
	FOR	50	89.29%	94	85.45%	144	86.75%
	AGAINST	6	10.71%	16	14.55%	22	13.25%
	Cast Votes:	56	100.00%	110	100.00%	166	100.00%
	Over Votes:	0	0.00%	0	0.00%	0	0.00%
	Under Votes:	0	0.00%	0	0.00%	0	0.00%
STATE OF TEXAS PROPOSITION 2, Vote For 1							
	FOR	39	70.91%	78	70.91%	117	70.91%
	AGAINST	16	29.09%	32	29.09%	48	29.09%
	Cast Votes:	55	98.21%	110	100.00%	165	99.40%
	Over Votes:	0	0.00%	0	0.00%	0	0.00%
	Under Votes:	1	1.79%	0	0.00%	1	0.60%
STATE OF TEXAS PROPOSITION 3, Vote For 1							
	FOR	45	81.82%	90	83.33%	135	82.82%
	AGAINST	10	18.18%	18	16.67%	28	17.18%
	Cast Votes:	55	98.21%	108	98.18%	163	98.19%
	Over Votes:	0	0.00%	0	0.00%	0	0.00%
	Under Votes:	1	1.79%	2	1.82%	3	1.81%
STATE OF TEXAS PROPOSITION 4, Vote For 1							
	FOR	38	69.09%	67	60.91%	105	63.64%
	AGAINST	17	30.91%	43	39.09%	60	36.36%
	Cast Votes:	55	98.21%	110	100.00%	165	99.40%
	Over Votes:	0	0.00%	0	0.00%	0	0.00%
	Under Votes:	1	1.79%	0	0.00%	1	0.60%
STATE OF TEXAS PROPOSITION 5, Vote For 1							
	FOR	37	68.52%	66	60.55%	103	63.19%
	AGAINST	17	31.48%	43	39.45%	60	36.81%
	Cast Votes:	54	96.43%	109	99.09%	163	98.19%
	Over Votes:	0	0.00%	0	0.00%	0	0.00%
	Under Votes:	2	3.57%	1	0.91%	3	1.81%
STATE OF TEXAS PROPOSITION 6, Vote For 1							
	FOR	47	83.93%	99	90.00%	146	87.95%
	AGAINST	9	16.07%	11	10.00%	20	12.05%
	Cast Votes:	56	100.00%	110	100.00%	166	100.00%
	Over Votes:	0	0.00%	0	0.00%	0	0.00%
	Under Votes:	0	0.00%	0	0.00%	0	0.00%

Constitutional Amendment Election - PCT Report — Official
FORT BEND COUNTY, TEXAS — SPECIAL AND GENERAL ELECTION_ — November 07, 2017

Page 222 of 304

11/13/2017 05:26 PM

Total Number of Voters : 27,789 of 411,305 = 6.76%

Precincts Reporting 152 of 152 = 100.00%

Party	Candidate	Early		Election		Total	
Precinct 3150 (Ballots Cast: 166)							
STATE OF TEXAS PROPOSITION 7, Vote For 1							
	FOR	33	61.11%	71	65.14%	104	63.80%
	AGAINST	21	38.89%	38	34.86%	59	36.20%
	Cast Votes:	54	96.43%	109	99.09%	163	98.19%
	Over Votes:	0	0.00%	0	0.00%	0	0.00%
	Under Votes:	2	3.57%	1	0.91%	3	1.81%

Constitutional Amendment Election - PCT Report — Official

FORT BEND COUNTY, TEXAS — SPECIAL AND GENERAL ELECTION_ — November 07, 2017

Page 223 of 304

11/13/2017 05:26 PM

Total Number of Voters : 27,789 of 411,305 = 6.76%

Precincts Reporting 152 of 152 = 100.00%

Party	Candidate	Early		Election		Total	
Precinct 4011 (Ballots Cast: 118)							
STATE OF TEXAS PROPOSITION 1, Vote For 1							
	FOR	48	84.21%	47	79.66%	95	81.90%
	AGAINST	9	15.79%	12	20.34%	21	18.10%
	Cast Votes:	57	100.00%	59	96.72%	116	98.31%
	Over Votes:	0	0.00%	0	0.00%	0	0.00%
	Under Votes:	0	0.00%	2	3.28%	2	1.69%
STATE OF TEXAS PROPOSITION 2, Vote For 1							
	FOR	36	64.29%	26	44.07%	62	53.91%
	AGAINST	20	35.71%	33	55.93%	53	46.09%
	Cast Votes:	56	98.25%	59	96.72%	115	97.46%
	Over Votes:	0	0.00%	0	0.00%	0	0.00%
	Under Votes:	1	1.75%	2	3.28%	3	2.54%
STATE OF TEXAS PROPOSITION 3, Vote For 1							
	FOR	45	80.36%	43	74.14%	88	77.19%
	AGAINST	11	19.64%	15	25.86%	26	22.81%
	Cast Votes:	56	98.25%	58	95.08%	114	96.61%
	Over Votes:	0	0.00%	0	0.00%	0	0.00%
	Under Votes:	1	1.75%	3	4.92%	4	3.39%
STATE OF TEXAS PROPOSITION 4, Vote For 1							
	FOR	40	70.18%	31	53.45%	71	61.74%
	AGAINST	17	29.82%	27	46.55%	44	38.26%
	Cast Votes:	57	100.00%	58	95.08%	115	97.46%
	Over Votes:	0	0.00%	0	0.00%	0	0.00%
	Under Votes:	0	0.00%	3	4.92%	3	2.54%
STATE OF TEXAS PROPOSITION 5, Vote For 1							
	FOR	37	67.27%	33	56.90%	70	61.95%
	AGAINST	18	32.73%	25	43.10%	43	38.05%
	Cast Votes:	55	96.49%	58	95.08%	113	95.76%
	Over Votes:	0	0.00%	0	0.00%	0	0.00%
	Under Votes:	2	3.51%	3	4.92%	5	4.24%
STATE OF TEXAS PROPOSITION 6, Vote For 1							
	FOR	44	77.19%	46	77.97%	90	77.59%
	AGAINST	13	22.81%	13	22.03%	26	22.41%
	Cast Votes:	57	100.00%	59	96.72%	116	98.31%
	Over Votes:	0	0.00%	0	0.00%	0	0.00%
	Under Votes:	0	0.00%	2	3.28%	2	1.69%

Constitutional Amendment Election - PCT Report — Official
FORT BEND COUNTY, TEXAS — SPECIAL AND GENERAL ELECTION_ — November 07, 2017

Page 224 of 304

11/13/2017 05:26 PM

Total Number of Voters : 27,789 of 411,305 = 6.76%

Precincts Reporting 152 of 152 = 100.00%

Party	Candidate	Early		Election		Total	
Precinct 4011 (Ballots Cast: 118)							
STATE OF TEXAS PROPOSITION 7, Vote For 1							
	FOR	32	56.14%	29	50.00%	61	53.04%
	AGAINST	25	43.86%	29	50.00%	54	46.96%
	Cast Votes:	57	100.00%	58	95.08%	115	97.46%
	Over Votes:	0	0.00%	0	0.00%	0	0.00%
	Under Votes:	0	0.00%	3	4.92%	3	2.54%

Constitutional Amendment Election - PCT Report — Official

FORT BEND COUNTY, TEXAS — SPECIAL AND GENERAL ELECTION_ — November 07, 2017

Page 225 of 304

11/13/2017 05:26 PM

Total Number of Voters : 27,789 of 411,305 = 6.76%

Precincts Reporting 152 of 152 = 100.00%

Party	Candidate	Early		Election		Total	
Precinct 4020 (Ballots Cast: 185)							
STATE OF TEXAS PROPOSITION 1, Vote For 1							
	FOR	52	94.55%	112	87.50%	164	89.62%
	AGAINST	3	5.45%	16	12.50%	19	10.38%
	Cast Votes:	55	96.49%	128	100.00%	183	98.92%
	Over Votes:	0	0.00%	0	0.00%	0	0.00%
	Under Votes:	2	3.51%	0	0.00%	2	1.08%
STATE OF TEXAS PROPOSITION 2, Vote For 1							
	FOR	36	67.92%	85	66.41%	121	66.85%
	AGAINST	17	32.08%	43	33.59%	60	33.15%
	Cast Votes:	53	92.98%	128	100.00%	181	97.84%
	Over Votes:	0	0.00%	0	0.00%	0	0.00%
	Under Votes:	4	7.02%	0	0.00%	4	2.16%
STATE OF TEXAS PROPOSITION 3, Vote For 1							
	FOR	45	86.54%	107	84.25%	152	84.92%
	AGAINST	7	13.46%	20	15.75%	27	15.08%
	Cast Votes:	52	91.23%	127	99.22%	179	96.76%
	Over Votes:	0	0.00%	0	0.00%	0	0.00%
	Under Votes:	5	8.77%	1	0.78%	6	3.24%
STATE OF TEXAS PROPOSITION 4, Vote For 1							
	FOR	46	85.19%	84	66.67%	130	72.22%
	AGAINST	8	14.81%	42	33.33%	50	27.78%
	Cast Votes:	54	94.74%	126	98.44%	180	97.30%
	Over Votes:	0	0.00%	0	0.00%	0	0.00%
	Under Votes:	3	5.26%	2	1.56%	5	2.70%
STATE OF TEXAS PROPOSITION 5, Vote For 1							
	FOR	36	66.67%	70	56.91%	106	59.89%
	AGAINST	18	33.33%	53	43.09%	71	40.11%
	Cast Votes:	54	94.74%	123	96.09%	177	95.68%
	Over Votes:	0	0.00%	0	0.00%	0	0.00%
	Under Votes:	3	5.26%	5	3.91%	8	4.32%
STATE OF TEXAS PROPOSITION 6, Vote For 1							
	FOR	50	90.91%	113	88.28%	163	89.07%
	AGAINST	5	9.09%	15	11.72%	20	10.93%
	Cast Votes:	55	96.49%	128	100.00%	183	98.92%
	Over Votes:	0	0.00%	0	0.00%	0	0.00%
	Under Votes:	2	3.51%	0	0.00%	2	1.08%

Constitutional Amendment Election - PCT Report — Official
FORT BEND COUNTY, TEXAS — SPECIAL AND GENERAL ELECTION_ — November 07, 2017

Page 226 of 304

11/13/2017 05:26 PM

Total Number of Voters : 27,789 of 411,305 = 6.76%

Precincts Reporting 152 of 152 = 100.00%

Party	Candidate	Early		Election		Total	
Precinct 4020 (Ballots Cast: 185)							
STATE OF TEXAS PROPOSITION 7, Vote For 1							
	FOR	39	73.58%	65	51.59%	104	58.10%
	AGAINST	14	26.42%	61	48.41%	75	41.90%
	Cast Votes:	53	92.98%	126	98.44%	179	96.76%
	Over Votes:	0	0.00%	0	0.00%	0	0.00%
	Under Votes:	4	7.02%	2	1.56%	6	3.24%

Constitutional Amendment Election - PCT Report — Official

FORT BEND COUNTY, TEXAS — SPECIAL AND GENERAL ELECTION_ — November 07, 2017

Page 227 of 304

11/13/2017 05:26 PM

Total Number of Voters : 27,789 of 411,305 = 6.76%

Precincts Reporting 152 of 152 = 100.00%

Party	Candidate	Early		Election		Total	
Precinct 4026 (Ballots Cast: 143)							
STATE OF TEXAS PROPOSITION 1, Vote For 1							
	FOR	49	96.08%	84	91.30%	133	93.01%
	AGAINST	2	3.92%	8	8.70%	10	6.99%
	Cast Votes:	51	100.00%	92	100.00%	143	100.00%
	Over Votes:	0	0.00%	0	0.00%	0	0.00%
	Under Votes:	0	0.00%	0	0.00%	0	0.00%
STATE OF TEXAS PROPOSITION 2, Vote For 1							
	FOR	28	56.00%	52	57.14%	80	56.74%
	AGAINST	22	44.00%	39	42.86%	61	43.26%
	Cast Votes:	50	98.04%	91	98.91%	141	98.60%
	Over Votes:	0	0.00%	0	0.00%	0	0.00%
	Under Votes:	1	1.96%	1	1.09%	2	1.40%
STATE OF TEXAS PROPOSITION 3, Vote For 1							
	FOR	42	84.00%	71	78.02%	113	80.14%
	AGAINST	8	16.00%	20	21.98%	28	19.86%
	Cast Votes:	50	98.04%	91	98.91%	141	98.60%
	Over Votes:	0	0.00%	0	0.00%	0	0.00%
	Under Votes:	1	1.96%	1	1.09%	2	1.40%
STATE OF TEXAS PROPOSITION 4, Vote For 1							
	FOR	32	65.31%	62	68.89%	94	67.63%
	AGAINST	17	34.69%	28	31.11%	45	32.37%
	Cast Votes:	49	96.08%	90	97.83%	139	97.20%
	Over Votes:	0	0.00%	0	0.00%	0	0.00%
	Under Votes:	2	3.92%	2	2.17%	4	2.80%
STATE OF TEXAS PROPOSITION 5, Vote For 1							
	FOR	38	77.55%	61	68.54%	99	71.74%
	AGAINST	11	22.45%	28	31.46%	39	28.26%
	Cast Votes:	49	96.08%	89	96.74%	138	96.50%
	Over Votes:	0	0.00%	0	0.00%	0	0.00%
	Under Votes:	2	3.92%	3	3.26%	5	3.50%
STATE OF TEXAS PROPOSITION 6, Vote For 1							
	FOR	47	95.92%	80	86.96%	127	90.07%
	AGAINST	2	4.08%	12	13.04%	14	9.93%
	Cast Votes:	49	96.08%	92	100.00%	141	98.60%
	Over Votes:	0	0.00%	0	0.00%	0	0.00%
	Under Votes:	2	3.92%	0	0.00%	2	1.40%

Constitutional Amendment Election - PCT Report — Official
FORT BEND COUNTY, TEXAS — SPECIAL AND GENERAL ELECTION_ — November 07, 2017

Page 228 of 304

11/13/2017 05:26 PM

Total Number of Voters : 27,789 of 411,305 = 6.76%

Precincts Reporting 152 of 152 = 100.00%

Party	Candidate	Early		Election		Total	
Precinct 4026 (Ballots Cast: 143)							
STATE OF TEXAS PROPOSITION 7, Vote For 1							
	FOR	36	72.00%	60	65.93%	96	68.09%
	AGAINST	14	28.00%	31	34.07%	45	31.91%
	Cast Votes:	50	98.04%	91	98.91%	141	98.60%
	Over Votes:	0	0.00%	0	0.00%	0	0.00%
	Under Votes:	1	1.96%	1	1.09%	2	1.40%

Constitutional Amendment Election - PCT Report — Official

FORT BEND COUNTY, TEXAS — SPECIAL AND GENERAL ELECTION_ — November 07, 2017

Page 229 of 304

11/13/2017 05:26 PM

Total Number of Voters : 27,789 of 411,305 = 6.76%

Precincts Reporting 152 of 152 = 100.00%

Party	Candidate	Early		Election		Total	
Precinct 4027 (Ballots Cast: 0)							
STATE OF TEXAS PROPOSITION 1, Vote For 1							
	FOR	0	0.00%	0	0.00%	0	0.00%
	AGAINST	0	0.00%	0	0.00%	0	0.00%
	Cast Votes:	0	0.00%	0	0.00%	0	0.00%
	Over Votes:	0	0.00%	0	0.00%	0	0.00%
	Under Votes:	0	0.00%	0	0.00%	0	0.00%
STATE OF TEXAS PROPOSITION 2, Vote For 1							
	FOR	0	0.00%	0	0.00%	0	0.00%
	AGAINST	0	0.00%	0	0.00%	0	0.00%
	Cast Votes:	0	0.00%	0	0.00%	0	0.00%
	Over Votes:	0	0.00%	0	0.00%	0	0.00%
	Under Votes:	0	0.00%	0	0.00%	0	0.00%
STATE OF TEXAS PROPOSITION 3, Vote For 1							
	FOR	0	0.00%	0	0.00%	0	0.00%
	AGAINST	0	0.00%	0	0.00%	0	0.00%
	Cast Votes:	0	0.00%	0	0.00%	0	0.00%
	Over Votes:	0	0.00%	0	0.00%	0	0.00%
	Under Votes:	0	0.00%	0	0.00%	0	0.00%
STATE OF TEXAS PROPOSITION 4, Vote For 1							
	FOR	0	0.00%	0	0.00%	0	0.00%
	AGAINST	0	0.00%	0	0.00%	0	0.00%
	Cast Votes:	0	0.00%	0	0.00%	0	0.00%
	Over Votes:	0	0.00%	0	0.00%	0	0.00%
	Under Votes:	0	0.00%	0	0.00%	0	0.00%
STATE OF TEXAS PROPOSITION 5, Vote For 1							
	FOR	0	0.00%	0	0.00%	0	0.00%
	AGAINST	0	0.00%	0	0.00%	0	0.00%
	Cast Votes:	0	0.00%	0	0.00%	0	0.00%
	Over Votes:	0	0.00%	0	0.00%	0	0.00%
	Under Votes:	0	0.00%	0	0.00%	0	0.00%
STATE OF TEXAS PROPOSITION 6, Vote For 1							
	FOR	0	0.00%	0	0.00%	0	0.00%
	AGAINST	0	0.00%	0	0.00%	0	0.00%
	Cast Votes:	0	0.00%	0	0.00%	0	0.00%
	Over Votes:	0	0.00%	0	0.00%	0	0.00%
	Under Votes:	0	0.00%	0	0.00%	0	0.00%

Constitutional Amendment Election - PCT Report — Official
FORT BEND COUNTY, TEXAS — SPECIAL AND GENERAL ELECTION_ — November 07, 2017

Page 230 of 304

11/13/2017 05:26 PM

Total Number of Voters : 27,789 of 411,305 = 6.76%

Precincts Reporting 152 of 152 = 100.00%

Party	Candidate	Early		Election		Total	
Precinct 4027 (Ballots Cast: 0)							
STATE OF TEXAS PROPOSITION 7, Vote For 1							
	FOR	0	0.00%	0	0.00%	0	0.00%
	AGAINST	0	0.00%	0	0.00%	0	0.00%
	Cast Votes:	0	0.00%	0	0.00%	0	0.00%
	Over Votes:	0	0.00%	0	0.00%	0	0.00%
	Under Votes:	0	0.00%	0	0.00%	0	0.00%

Constitutional Amendment Election - PCT Report — Official

FORT BEND COUNTY, TEXAS — SPECIAL AND GENERAL ELECTION_ — November 07, 2017

Page 231 of 304

11/13/2017 05:26 PM

Total Number of Voters : 27,789 of 411,305 = 6.76%

Precincts Reporting 152 of 152 = 100.00%

Party	Candidate	Early		Election		Total	
Precinct 4028 (Ballots Cast: 189)							
STATE OF TEXAS PROPOSITION 1, Vote For 1							
	FOR	53	82.81%	111	88.80%	164	86.77%
	AGAINST	11	17.19%	14	11.20%	25	13.23%
	Cast Votes:	64	100.00%	125	100.00%	189	100.00%
	Over Votes:	0	0.00%	0	0.00%	0	0.00%
	Under Votes:	0	0.00%	0	0.00%	0	0.00%
STATE OF TEXAS PROPOSITION 2, Vote For 1							
	FOR	45	70.31%	93	76.23%	138	74.19%
	AGAINST	19	29.69%	29	23.77%	48	25.81%
	Cast Votes:	64	100.00%	122	97.60%	186	98.41%
	Over Votes:	0	0.00%	0	0.00%	0	0.00%
	Under Votes:	0	0.00%	3	2.40%	3	1.59%
STATE OF TEXAS PROPOSITION 3, Vote For 1							
	FOR	52	82.54%	102	82.26%	154	82.35%
	AGAINST	11	17.46%	22	17.74%	33	17.65%
	Cast Votes:	63	98.44%	124	99.20%	187	98.94%
	Over Votes:	0	0.00%	0	0.00%	0	0.00%
	Under Votes:	1	1.56%	1	0.80%	2	1.06%
STATE OF TEXAS PROPOSITION 4, Vote For 1							
	FOR	38	61.29%	78	64.46%	116	63.39%
	AGAINST	24	38.71%	43	35.54%	67	36.61%
	Cast Votes:	62	96.88%	121	96.80%	183	96.83%
	Over Votes:	0	0.00%	0	0.00%	0	0.00%
	Under Votes:	2	3.13%	4	3.20%	6	3.17%
STATE OF TEXAS PROPOSITION 5, Vote For 1							
	FOR	47	74.60%	83	69.17%	130	71.04%
	AGAINST	16	25.40%	37	30.83%	53	28.96%
	Cast Votes:	63	98.44%	120	96.00%	183	96.83%
	Over Votes:	0	0.00%	0	0.00%	0	0.00%
	Under Votes:	1	1.56%	5	4.00%	6	3.17%
STATE OF TEXAS PROPOSITION 6, Vote For 1							
	FOR	53	84.13%	109	87.90%	162	86.63%
	AGAINST	10	15.87%	15	12.10%	25	13.37%
	Cast Votes:	63	98.44%	124	99.20%	187	98.94%
	Over Votes:	0	0.00%	0	0.00%	0	0.00%
	Under Votes:	1	1.56%	1	0.80%	2	1.06%

Constitutional Amendment Election - PCT Report — Official
FORT BEND COUNTY, TEXAS — SPECIAL AND GENERAL ELECTION_ — November 07, 2017

Page 232 of 304

11/13/2017 05:26 PM

Total Number of Voters : 27,789 of 411,305 = 6.76%

Precincts Reporting 152 of 152 = 100.00%

Party	Candidate	Early		Election		Total	
Precinct 4028 (Ballots Cast: 189)							
STATE OF TEXAS PROPOSITION 7, Vote For 1							
	FOR	41	65.08%	87	73.73%	128	70.72%
	AGAINST	22	34.92%	31	26.27%	53	29.28%
	Cast Votes:	63	98.44%	118	94.40%	181	95.77%
	Over Votes:	0	0.00%	0	0.00%	0	0.00%
	Under Votes:	1	1.56%	7	5.60%	8	4.23%

Constitutional Amendment Election - PCT Report — Official

FORT BEND COUNTY, TEXAS — SPECIAL AND GENERAL ELECTION_ — November 07, 2017

Page 233 of 304

11/13/2017 05:26 PM

Total Number of Voters : 27,789 of 411,305 = 6.76%

Precincts Reporting 152 of 152 = 100.00%

Party	Candidate	Early		Election		Total	
Precinct 4029 (Ballots Cast: 166)							
STATE OF TEXAS PROPOSITION 1, Vote For 1							
	FOR	56	86.15%	85	85.86%	141	85.98%
	AGAINST	9	13.85%	14	14.14%	23	14.02%
	Cast Votes:	65	97.01%	99	100.00%	164	98.80%
	Over Votes:	0	0.00%	0	0.00%	0	0.00%
	Under Votes:	2	2.99%	0	0.00%	2	1.20%
STATE OF TEXAS PROPOSITION 2, Vote For 1							
	FOR	29	43.94%	66	68.04%	95	58.28%
	AGAINST	37	56.06%	31	31.96%	68	41.72%
	Cast Votes:	66	98.51%	97	97.98%	163	98.19%
	Over Votes:	0	0.00%	0	0.00%	0	0.00%
	Under Votes:	1	1.49%	2	2.02%	3	1.81%
STATE OF TEXAS PROPOSITION 3, Vote For 1							
	FOR	44	68.75%	75	78.13%	119	74.38%
	AGAINST	20	31.25%	21	21.88%	41	25.63%
	Cast Votes:	64	95.52%	96	96.97%	160	96.39%
	Over Votes:	0	0.00%	0	0.00%	0	0.00%
	Under Votes:	3	4.48%	3	3.03%	6	3.61%
STATE OF TEXAS PROPOSITION 4, Vote For 1							
	FOR	40	61.54%	60	64.52%	100	63.29%
	AGAINST	25	38.46%	33	35.48%	58	36.71%
	Cast Votes:	65	97.01%	93	93.94%	158	95.18%
	Over Votes:	0	0.00%	0	0.00%	0	0.00%
	Under Votes:	2	2.99%	6	6.06%	8	4.82%
STATE OF TEXAS PROPOSITION 5, Vote For 1							
	FOR	38	58.46%	62	68.13%	100	64.10%
	AGAINST	27	41.54%	29	31.87%	56	35.90%
	Cast Votes:	65	97.01%	91	91.92%	156	93.98%
	Over Votes:	0	0.00%	0	0.00%	0	0.00%
	Under Votes:	2	2.99%	8	8.08%	10	6.02%
STATE OF TEXAS PROPOSITION 6, Vote For 1							
	FOR	52	78.79%	89	90.82%	141	85.98%
	AGAINST	14	21.21%	9	9.18%	23	14.02%
	Cast Votes:	66	98.51%	98	98.99%	164	98.80%
	Over Votes:	0	0.00%	0	0.00%	0	0.00%
	Under Votes:	1	1.49%	1	1.01%	2	1.20%

Constitutional Amendment Election - PCT Report — Official
FORT BEND COUNTY, TEXAS — SPECIAL AND GENERAL ELECTION_ — November 07, 2017

Page 234 of 304

11/13/2017 05:26 PM

Total Number of Voters : 27,789 of 411,305 = 6.76%

Precincts Reporting 152 of 152 = 100.00%

Party	Candidate	Early		Election		Total	
Precinct 4029 (Ballots Cast: 166)							
STATE OF TEXAS PROPOSITION 7, Vote For 1							
	FOR	35	53.85%	60	63.83%	95	59.75%
	AGAINST	30	46.15%	34	36.17%	64	40.25%
	Cast Votes:	65	97.01%	94	94.95%	159	95.78%
	Over Votes:	0	0.00%	0	0.00%	0	0.00%
	Under Votes:	2	2.99%	5	5.05%	7	4.22%

Constitutional Amendment Election - PCT Report — Official

FORT BEND COUNTY, TEXAS — SPECIAL AND GENERAL ELECTION_ — November 07, 2017

Page 235 of 304

11/13/2017 05:26 PM

Total Number of Voters : 27,789 of 411,305 = 6.76%

Precincts Reporting 152 of 152 = 100.00%

Party	Candidate	Early		Election		Total	
Precinct 4030 (Ballots Cast: 293)							
STATE OF TEXAS PROPOSITION 1, Vote For 1							
	FOR	116	92.06%	149	90.30%	265	91.07%
	AGAINST	10	7.94%	16	9.70%	26	8.93%
	Cast Votes:	126	100.00%	165	98.80%	291	99.32%
	Over Votes:	0	0.00%	0	0.00%	0	0.00%
	Under Votes:	0	0.00%	2	1.20%	2	0.68%
STATE OF TEXAS PROPOSITION 2, Vote For 1							
	FOR	83	66.40%	125	76.22%	208	71.97%
	AGAINST	42	33.60%	39	23.78%	81	28.03%
	Cast Votes:	125	99.21%	164	98.20%	289	98.63%
	Over Votes:	0	0.00%	0	0.00%	0	0.00%
	Under Votes:	1	0.79%	3	1.80%	4	1.37%
STATE OF TEXAS PROPOSITION 3, Vote For 1							
	FOR	103	83.06%	137	84.05%	240	83.62%
	AGAINST	21	16.94%	26	15.95%	47	16.38%
	Cast Votes:	124	98.41%	163	97.60%	287	97.95%
	Over Votes:	0	0.00%	0	0.00%	0	0.00%
	Under Votes:	2	1.59%	4	2.40%	6	2.05%
STATE OF TEXAS PROPOSITION 4, Vote For 1							
	FOR	85	69.11%	124	75.15%	209	72.57%
	AGAINST	38	30.89%	41	24.85%	79	27.43%
	Cast Votes:	123	97.62%	165	98.80%	288	98.29%
	Over Votes:	0	0.00%	0	0.00%	0	0.00%
	Under Votes:	3	2.38%	2	1.20%	5	1.71%
STATE OF TEXAS PROPOSITION 5, Vote For 1							
	FOR	76	62.81%	117	71.78%	193	67.96%
	AGAINST	45	37.19%	46	28.22%	91	32.04%
	Cast Votes:	121	96.03%	163	97.60%	284	96.93%
	Over Votes:	0	0.00%	0	0.00%	0	0.00%
	Under Votes:	5	3.97%	4	2.40%	9	3.07%
STATE OF TEXAS PROPOSITION 6, Vote For 1							
	FOR	100	81.30%	155	93.37%	255	88.24%
	AGAINST	23	18.70%	11	6.63%	34	11.76%
	Cast Votes:	123	97.62%	166	99.40%	289	98.63%
	Over Votes:	0	0.00%	0	0.00%	0	0.00%
	Under Votes:	3	2.38%	1	0.60%	4	1.37%

Constitutional Amendment Election - PCT Report — Official
FORT BEND COUNTY, TEXAS — SPECIAL AND GENERAL ELECTION_ — November 07, 2017

Page 236 of 304

11/13/2017 05:26 PM

Total Number of Voters : 27,789 of 411,305 = 6.76%

Precincts Reporting 152 of 152 = 100.00%

Party	Candidate	Early		Election		Total	
Precinct 4030 (Ballots Cast: 293)							
STATE OF TEXAS PROPOSITION 7, Vote For 1							
	FOR	73	58.40%	120	73.17%	193	66.78%
	AGAINST	52	41.60%	44	26.83%	96	33.22%
	Cast Votes:	125	99.21%	164	98.20%	289	98.63%
	Over Votes:	0	0.00%	0	0.00%	0	0.00%
	Under Votes:	1	0.79%	3	1.80%	4	1.37%

Constitutional Amendment Election - PCT Report — Official

FORT BEND COUNTY, TEXAS — SPECIAL AND GENERAL ELECTION_ — November 07, 2017

Page 237 of 304

11/13/2017 05:26 PM

Total Number of Voters : 27,789 of 411,305 = 6.76%

Precincts Reporting 152 of 152 = 100.00%

Party	Candidate	Early		Election		Total	
Precinct 4035 (Ballots Cast: 59)							
STATE OF TEXAS PROPOSITION 1, Vote For 1							
	FOR	16	88.89%	37	92.50%	53	91.38%
	AGAINST	2	11.11%	3	7.50%	5	8.62%
	Cast Votes:	18	100.00%	40	97.56%	58	98.31%
	Over Votes:	0	0.00%	0	0.00%	0	0.00%
	Under Votes:	0	0.00%	1	2.44%	1	1.69%
STATE OF TEXAS PROPOSITION 2, Vote For 1							
	FOR	14	77.78%	32	80.00%	46	79.31%
	AGAINST	4	22.22%	8	20.00%	12	20.69%
	Cast Votes:	18	100.00%	40	97.56%	58	98.31%
	Over Votes:	0	0.00%	0	0.00%	0	0.00%
	Under Votes:	0	0.00%	1	2.44%	1	1.69%
STATE OF TEXAS PROPOSITION 3, Vote For 1							
	FOR	16	88.89%	36	90.00%	52	89.66%
	AGAINST	2	11.11%	4	10.00%	6	10.34%
	Cast Votes:	18	100.00%	40	97.56%	58	98.31%
	Over Votes:	0	0.00%	0	0.00%	0	0.00%
	Under Votes:	0	0.00%	1	2.44%	1	1.69%
STATE OF TEXAS PROPOSITION 4, Vote For 1							
	FOR	16	88.89%	25	60.98%	41	69.49%
	AGAINST	2	11.11%	16	39.02%	18	30.51%
	Cast Votes:	18	100.00%	41	100.00%	59	100.00%
	Over Votes:	0	0.00%	0	0.00%	0	0.00%
	Under Votes:	0	0.00%	0	0.00%	0	0.00%
STATE OF TEXAS PROPOSITION 5, Vote For 1							
	FOR	11	64.71%	28	70.00%	39	68.42%
	AGAINST	6	35.29%	12	30.00%	18	31.58%
	Cast Votes:	17	94.44%	40	97.56%	57	96.61%
	Over Votes:	0	0.00%	0	0.00%	0	0.00%
	Under Votes:	1	5.56%	1	2.44%	2	3.39%
STATE OF TEXAS PROPOSITION 6, Vote For 1							
	FOR	16	88.89%	33	82.50%	49	84.48%
	AGAINST	2	11.11%	7	17.50%	9	15.52%
	Cast Votes:	18	100.00%	40	97.56%	58	98.31%
	Over Votes:	0	0.00%	0	0.00%	0	0.00%
	Under Votes:	0	0.00%	1	2.44%	1	1.69%

Constitutional Amendment Election - PCT Report — Official
FORT BEND COUNTY, TEXAS — SPECIAL AND GENERAL ELECTION_ — November 07, 2017

Page 238 of 304

11/13/2017 05:26 PM

Total Number of Voters : 27,789 of 411,305 = 6.76%

Precincts Reporting 152 of 152 = 100.00%

Party	Candidate	Early		Election		Total	
Precinct 4035 (Ballots Cast: 59)							
STATE OF TEXAS PROPOSITION 7, Vote For 1							
	FOR	8	44.44%	26	65.00%	34	58.62%
	AGAINST	10	55.56%	14	35.00%	24	41.38%
	Cast Votes:	18	100.00%	40	97.56%	58	98.31%
	Over Votes:	0	0.00%	0	0.00%	0	0.00%
	Under Votes:	0	0.00%	1	2.44%	1	1.69%

Constitutional Amendment Election - PCT Report — Official

FORT BEND COUNTY, TEXAS — SPECIAL AND GENERAL ELECTION_ — November 07, 2017

Page 239 of 304

11/13/2017 05:26 PM

Total Number of Voters : 27,789 of 411,305 = 6.76%

Precincts Reporting 152 of 152 = 100.00%

Party	Candidate	Early		Election		Total	
Precinct 4039 (Ballots Cast: 39)							
STATE OF TEXAS PROPOSITION 1, Vote For 1							
	FOR	12	100.00%	25	92.59%	37	94.87%
	AGAINST	0	0.00%	2	7.41%	2	5.13%
	Cast Votes:	12	100.00%	27	100.00%	39	100.00%
	Over Votes:	0	0.00%	0	0.00%	0	0.00%
	Under Votes:	0	0.00%	0	0.00%	0	0.00%
STATE OF TEXAS PROPOSITION 2, Vote For 1							
	FOR	5	41.67%	21	77.78%	26	66.67%
	AGAINST	7	58.33%	6	22.22%	13	33.33%
	Cast Votes:	12	100.00%	27	100.00%	39	100.00%
	Over Votes:	0	0.00%	0	0.00%	0	0.00%
	Under Votes:	0	0.00%	0	0.00%	0	0.00%
STATE OF TEXAS PROPOSITION 3, Vote For 1							
	FOR	8	66.67%	24	88.89%	32	82.05%
	AGAINST	4	33.33%	3	11.11%	7	17.95%
	Cast Votes:	12	100.00%	27	100.00%	39	100.00%
	Over Votes:	0	0.00%	0	0.00%	0	0.00%
	Under Votes:	0	0.00%	0	0.00%	0	0.00%
STATE OF TEXAS PROPOSITION 4, Vote For 1							
	FOR	4	33.33%	19	70.37%	23	58.97%
	AGAINST	8	66.67%	8	29.63%	16	41.03%
	Cast Votes:	12	100.00%	27	100.00%	39	100.00%
	Over Votes:	0	0.00%	0	0.00%	0	0.00%
	Under Votes:	0	0.00%	0	0.00%	0	0.00%
STATE OF TEXAS PROPOSITION 5, Vote For 1							
	FOR	9	75.00%	20	76.92%	29	76.32%
	AGAINST	3	25.00%	6	23.08%	9	23.68%
	Cast Votes:	12	100.00%	26	96.30%	38	97.44%
	Over Votes:	0	0.00%	0	0.00%	0	0.00%
	Under Votes:	0	0.00%	1	3.70%	1	2.56%
STATE OF TEXAS PROPOSITION 6, Vote For 1							
	FOR	12	100.00%	24	88.89%	36	92.31%
	AGAINST	0	0.00%	3	11.11%	3	7.69%
	Cast Votes:	12	100.00%	27	100.00%	39	100.00%
	Over Votes:	0	0.00%	0	0.00%	0	0.00%
	Under Votes:	0	0.00%	0	0.00%	0	0.00%

Constitutional Amendment Election - PCT Report — Official
FORT BEND COUNTY, TEXAS — SPECIAL AND GENERAL ELECTION_ — November 07, 2017

Page 240 of 304

11/13/2017 05:26 PM

Total Number of Voters : 27,789 of 411,305 = 6.76%

Precincts Reporting 152 of 152 = 100.00%

Party	Candidate	Early		Election		Total	
Precinct 4039 (Ballots Cast: 39)							
STATE OF TEXAS PROPOSITION 7, Vote For 1							
	FOR	9	75.00%	20	76.92%	29	76.32%
	AGAINST	3	25.00%	6	23.08%	9	23.68%
	Cast Votes:	12	100.00%	26	96.30%	38	97.44%
	Over Votes:	0	0.00%	0	0.00%	0	0.00%
	Under Votes:	0	0.00%	1	3.70%	1	2.56%

Constitutional Amendment Election - PCT Report — Official

FORT BEND COUNTY, TEXAS — SPECIAL AND GENERAL ELECTION_ — November 07, 2017

Page 241 of 304

11/13/2017 05:26 PM

Total Number of Voters : 27,789 of 411,305 = 6.76%

Precincts Reporting 152 of 152 = 100.00%

Party	Candidate	Early		Election		Total	
Precinct 4042 (Ballots Cast: 74)							
STATE OF TEXAS PROPOSITION 1, Vote For 1							
	FOR	16	88.89%	47	85.45%	63	86.30%
	AGAINST	2	11.11%	8	14.55%	10	13.70%
	Cast Votes:	18	100.00%	55	98.21%	73	98.65%
	Over Votes:	0	0.00%	0	0.00%	0	0.00%
	Under Votes:	0	0.00%	1	1.79%	1	1.35%
STATE OF TEXAS PROPOSITION 2, Vote For 1							
	FOR	13	72.22%	43	78.18%	56	76.71%
	AGAINST	5	27.78%	12	21.82%	17	23.29%
	Cast Votes:	18	100.00%	55	98.21%	73	98.65%
	Over Votes:	0	0.00%	0	0.00%	0	0.00%
	Under Votes:	0	0.00%	1	1.79%	1	1.35%
STATE OF TEXAS PROPOSITION 3, Vote For 1							
	FOR	12	66.67%	48	87.27%	60	82.19%
	AGAINST	6	33.33%	7	12.73%	13	17.81%
	Cast Votes:	18	100.00%	55	98.21%	73	98.65%
	Over Votes:	0	0.00%	0	0.00%	0	0.00%
	Under Votes:	0	0.00%	1	1.79%	1	1.35%
STATE OF TEXAS PROPOSITION 4, Vote For 1							
	FOR	15	83.33%	36	65.45%	51	69.86%
	AGAINST	3	16.67%	19	34.55%	22	30.14%
	Cast Votes:	18	100.00%	55	98.21%	73	98.65%
	Over Votes:	0	0.00%	0	0.00%	0	0.00%
	Under Votes:	0	0.00%	1	1.79%	1	1.35%
STATE OF TEXAS PROPOSITION 5, Vote For 1							
	FOR	11	61.11%	34	61.82%	45	61.64%
	AGAINST	7	38.89%	21	38.18%	28	38.36%
	Cast Votes:	18	100.00%	55	98.21%	73	98.65%
	Over Votes:	0	0.00%	0	0.00%	0	0.00%
	Under Votes:	0	0.00%	1	1.79%	1	1.35%
STATE OF TEXAS PROPOSITION 6, Vote For 1							
	FOR	15	83.33%	49	89.09%	64	87.67%
	AGAINST	3	16.67%	6	10.91%	9	12.33%
	Cast Votes:	18	100.00%	55	98.21%	73	98.65%
	Over Votes:	0	0.00%	0	0.00%	0	0.00%
	Under Votes:	0	0.00%	1	1.79%	1	1.35%

Constitutional Amendment Election - PCT Report — Official
FORT BEND COUNTY, TEXAS — SPECIAL AND GENERAL ELECTION_ — November 07, 2017

Page 242 of 304

11/13/2017 05:26 PM

Total Number of Voters : 27,789 of 411,305 = 6.76%

Precincts Reporting 152 of 152 = 100.00%

Party	Candidate	Early		Election		Total	
Precinct 4042 (Ballots Cast: 74)							
STATE OF TEXAS PROPOSITION 7, Vote For 1							
	FOR	11	61.11%	35	64.81%	46	63.89%
	AGAINST	7	38.89%	19	35.19%	26	36.11%
	Cast Votes:	18	100.00%	54	96.43%	72	97.30%
	Over Votes:	0	0.00%	0	0.00%	0	0.00%
	Under Votes:	0	0.00%	2	3.57%	2	2.70%

Constitutional Amendment Election - PCT Report — Official

FORT BEND COUNTY, TEXAS — SPECIAL AND GENERAL ELECTION_ — November 07, 2017

Page 243 of 304

11/13/2017 05:26 PM

Total Number of Voters : 27,789 of 411,305 = 6.76%

Precincts Reporting 152 of 152 = 100.00%

Party	Candidate	Early		Election		Total	
Precinct 4044 (Ballots Cast: 91)							
STATE OF TEXAS PROPOSITION 1, Vote For 1							
	FOR	20	90.91%	55	82.09%	75	84.27%
	AGAINST	2	9.09%	12	17.91%	14	15.73%
	Cast Votes:	22	100.00%	67	97.10%	89	97.80%
	Over Votes:	0	0.00%	0	0.00%	0	0.00%
	Under Votes:	0	0.00%	2	2.90%	2	2.20%
STATE OF TEXAS PROPOSITION 2, Vote For 1							
	FOR	13	65.00%	43	64.18%	56	64.37%
	AGAINST	7	35.00%	24	35.82%	31	35.63%
	Cast Votes:	20	90.91%	67	97.10%	87	95.60%
	Over Votes:	0	0.00%	0	0.00%	0	0.00%
	Under Votes:	2	9.09%	2	2.90%	4	4.40%
STATE OF TEXAS PROPOSITION 3, Vote For 1							
	FOR	19	86.36%	57	83.82%	76	84.44%
	AGAINST	3	13.64%	11	16.18%	14	15.56%
	Cast Votes:	22	100.00%	68	98.55%	90	98.90%
	Over Votes:	0	0.00%	0	0.00%	0	0.00%
	Under Votes:	0	0.00%	1	1.45%	1	1.10%
STATE OF TEXAS PROPOSITION 4, Vote For 1							
	FOR	15	68.18%	44	65.67%	59	66.29%
	AGAINST	7	31.82%	23	34.33%	30	33.71%
	Cast Votes:	22	100.00%	67	97.10%	89	97.80%
	Over Votes:	0	0.00%	0	0.00%	0	0.00%
	Under Votes:	0	0.00%	2	2.90%	2	2.20%
STATE OF TEXAS PROPOSITION 5, Vote For 1							
	FOR	12	57.14%	43	63.24%	55	61.80%
	AGAINST	9	42.86%	25	36.76%	34	38.20%
	Cast Votes:	21	95.45%	68	98.55%	89	97.80%
	Over Votes:	0	0.00%	0	0.00%	0	0.00%
	Under Votes:	1	4.55%	1	1.45%	2	2.20%
STATE OF TEXAS PROPOSITION 6, Vote For 1							
	FOR	18	81.82%	55	79.71%	73	80.22%
	AGAINST	4	18.18%	14	20.29%	18	19.78%
	Cast Votes:	22	100.00%	69	100.00%	91	100.00%
	Over Votes:	0	0.00%	0	0.00%	0	0.00%
	Under Votes:	0	0.00%	0	0.00%	0	0.00%

Constitutional Amendment Election - PCT Report — Official
FORT BEND COUNTY, TEXAS — SPECIAL AND GENERAL ELECTION_ — November 07, 2017

Page 244 of 304

11/13/2017 05:26 PM

Total Number of Voters : 27,789 of 411,305 = 6.76%

Precincts Reporting 152 of 152 = 100.00%

Party	Candidate	Early		Election		Total	
Precinct 4044 (Ballots Cast: 91)							
STATE OF TEXAS PROPOSITION 7, Vote For 1							
	FOR	14	63.64%	40	58.82%	54	60.00%
	AGAINST	8	36.36%	28	41.18%	36	40.00%
	Cast Votes:	22	100.00%	68	98.55%	90	98.90%
	Over Votes:	0	0.00%	0	0.00%	0	0.00%
	Under Votes:	0	0.00%	1	1.45%	1	1.10%

Constitutional Amendment Election - PCT Report — Official

FORT BEND COUNTY, TEXAS — SPECIAL AND GENERAL ELECTION_ — November 07, 2017

Page 245 of 304

11/13/2017 05:26 PM

Total Number of Voters : 27,789 of 411,305 = 6.76%

Precincts Reporting 152 of 152 = 100.00%

Party	Candidate	Early		Election		Total	
Precinct 4045 (Ballots Cast: 73)							
STATE OF TEXAS PROPOSITION 1, Vote For 1							
	FOR	17	94.44%	48	87.27%	65	89.04%
	AGAINST	1	5.56%	7	12.73%	8	10.96%
	Cast Votes:	18	100.00%	55	100.00%	73	100.00%
	Over Votes:	0	0.00%	0	0.00%	0	0.00%
	Under Votes:	0	0.00%	0	0.00%	0	0.00%
STATE OF TEXAS PROPOSITION 2, Vote For 1							
	FOR	13	72.22%	40	74.07%	53	73.61%
	AGAINST	5	27.78%	14	25.93%	19	26.39%
	Cast Votes:	18	100.00%	54	98.18%	72	98.63%
	Over Votes:	0	0.00%	0	0.00%	0	0.00%
	Under Votes:	0	0.00%	1	1.82%	1	1.37%
STATE OF TEXAS PROPOSITION 3, Vote For 1							
	FOR	15	83.33%	45	83.33%	60	83.33%
	AGAINST	3	16.67%	9	16.67%	12	16.67%
	Cast Votes:	18	100.00%	54	98.18%	72	98.63%
	Over Votes:	0	0.00%	0	0.00%	0	0.00%
	Under Votes:	0	0.00%	1	1.82%	1	1.37%
STATE OF TEXAS PROPOSITION 4, Vote For 1							
	FOR	14	77.78%	35	66.04%	49	69.01%
	AGAINST	4	22.22%	18	33.96%	22	30.99%
	Cast Votes:	18	100.00%	53	96.36%	71	97.26%
	Over Votes:	0	0.00%	0	0.00%	0	0.00%
	Under Votes:	0	0.00%	2	3.64%	2	2.74%
STATE OF TEXAS PROPOSITION 5, Vote For 1							
	FOR	13	76.47%	34	65.38%	47	68.12%
	AGAINST	4	23.53%	18	34.62%	22	31.88%
	Cast Votes:	17	94.44%	52	94.55%	69	94.52%
	Over Votes:	0	0.00%	0	0.00%	0	0.00%
	Under Votes:	1	5.56%	3	5.45%	4	5.48%
STATE OF TEXAS PROPOSITION 6, Vote For 1							
	FOR	15	83.33%	49	90.74%	64	88.89%
	AGAINST	3	16.67%	5	9.26%	8	11.11%
	Cast Votes:	18	100.00%	54	98.18%	72	98.63%
	Over Votes:	0	0.00%	0	0.00%	0	0.00%
	Under Votes:	0	0.00%	1	1.82%	1	1.37%

Constitutional Amendment Election - PCT Report — Official
FORT BEND COUNTY, TEXAS — SPECIAL AND GENERAL ELECTION_ — November 07, 2017

Page 246 of 304

11/13/2017 05:26 PM

Total Number of Voters : 27,789 of 411,305 = 6.76%

Precincts Reporting 152 of 152 = 100.00%

Party	Candidate	Early		Election		Total	
Precinct 4045 (Ballots Cast: 73)							
STATE OF TEXAS PROPOSITION 7, Vote For 1							
	FOR	12	70.59%	34	62.96%	46	64.79%
	AGAINST	5	29.41%	20	37.04%	25	35.21%
	Cast Votes:	17	94.44%	54	98.18%	71	97.26%
	Over Votes:	0	0.00%	0	0.00%	0	0.00%
	Under Votes:	1	5.56%	1	1.82%	2	2.74%

Constitutional Amendment Election - PCT Report — Official

FORT BEND COUNTY, TEXAS — SPECIAL AND GENERAL ELECTION_ — November 07, 2017

Page 247 of 304

11/13/2017 05:26 PM

Total Number of Voters : 27,789 of 411,305 = 6.76%

Precincts Reporting 152 of 152 = 100.00%

Party	Candidate	Early		Election		Total	
Precinct 4046 (Ballots Cast: 142)							
STATE OF TEXAS PROPOSITION 1, Vote For 1							
	FOR	32	91.43%	90	86.54%	122	87.77%
	AGAINST	3	8.57%	14	13.46%	17	12.23%
	Cast Votes:	35	94.59%	104	99.05%	139	97.89%
	Over Votes:	0	0.00%	0	0.00%	0	0.00%
	Under Votes:	2	5.41%	1	0.95%	3	2.11%
STATE OF TEXAS PROPOSITION 2, Vote For 1							
	FOR	24	68.57%	58	57.43%	82	60.29%
	AGAINST	11	31.43%	43	42.57%	54	39.71%
	Cast Votes:	35	94.59%	101	96.19%	136	95.77%
	Over Votes:	0	0.00%	0	0.00%	0	0.00%
	Under Votes:	2	5.41%	4	3.81%	6	4.23%
STATE OF TEXAS PROPOSITION 3, Vote For 1							
	FOR	28	82.35%	73	70.19%	101	73.19%
	AGAINST	6	17.65%	31	29.81%	37	26.81%
	Cast Votes:	34	91.89%	104	99.05%	138	97.18%
	Over Votes:	0	0.00%	0	0.00%	0	0.00%
	Under Votes:	3	8.11%	1	0.95%	4	2.82%
STATE OF TEXAS PROPOSITION 4, Vote For 1							
	FOR	23	65.71%	63	62.38%	86	63.24%
	AGAINST	12	34.29%	38	37.62%	50	36.76%
	Cast Votes:	35	94.59%	101	96.19%	136	95.77%
	Over Votes:	0	0.00%	0	0.00%	0	0.00%
	Under Votes:	2	5.41%	4	3.81%	6	4.23%
STATE OF TEXAS PROPOSITION 5, Vote For 1							
	FOR	20	57.14%	64	63.37%	84	61.76%
	AGAINST	15	42.86%	37	36.63%	52	38.24%
	Cast Votes:	35	94.59%	101	96.19%	136	95.77%
	Over Votes:	0	0.00%	0	0.00%	0	0.00%
	Under Votes:	2	5.41%	4	3.81%	6	4.23%
STATE OF TEXAS PROPOSITION 6, Vote For 1							
	FOR	31	88.57%	84	82.35%	115	83.94%
	AGAINST	4	11.43%	18	17.65%	22	16.06%
	Cast Votes:	35	94.59%	102	97.14%	137	96.48%
	Over Votes:	0	0.00%	0	0.00%	0	0.00%
	Under Votes:	2	5.41%	3	2.86%	5	3.52%

Constitutional Amendment Election - PCT Report — Official
FORT BEND COUNTY, TEXAS — SPECIAL AND GENERAL ELECTION_ — November 07, 2017

Page 248 of 304

11/13/2017 05:26 PM

Total Number of Voters : 27,789 of 411,305 = 6.76%

Precincts Reporting 152 of 152 = 100.00%

Party	Candidate	Early		Election		Total	
Precinct 4046 (Ballots Cast: 142)							
STATE OF TEXAS PROPOSITION 7, Vote For 1							
	FOR	26	74.29%	63	63.00%	89	65.93%
	AGAINST	9	25.71%	37	37.00%	46	34.07%
	Cast Votes:	35	94.59%	100	95.24%	135	95.07%
	Over Votes:	0	0.00%	0	0.00%	0	0.00%
	Under Votes:	2	5.41%	5	4.76%	7	4.93%

Constitutional Amendment Election - PCT Report — Official

FORT BEND COUNTY, TEXAS — SPECIAL AND GENERAL ELECTION_ — November 07, 2017

Page 249 of 304

11/13/2017 05:26 PM

Total Number of Voters : 27,789 of 411,305 = 6.76%

Precincts Reporting 152 of 152 = 100.00%

Party	Candidate	Early		Election		Total	
Precinct 4047 (Ballots Cast: 42)							
STATE OF TEXAS PROPOSITION 1, Vote For 1							
	FOR	4	44.44%	25	80.65%	29	72.50%
	AGAINST	5	55.56%	6	19.35%	11	27.50%
	Cast Votes:	9	100.00%	31	93.94%	40	95.24%
	Over Votes:	0	0.00%	0	0.00%	0	0.00%
	Under Votes:	0	0.00%	2	6.06%	2	4.76%
STATE OF TEXAS PROPOSITION 2, Vote For 1							
	FOR	3	33.33%	16	53.33%	19	48.72%
	AGAINST	6	66.67%	14	46.67%	20	51.28%
	Cast Votes:	9	100.00%	30	90.91%	39	92.86%
	Over Votes:	0	0.00%	0	0.00%	0	0.00%
	Under Votes:	0	0.00%	3	9.09%	3	7.14%
STATE OF TEXAS PROPOSITION 3, Vote For 1							
	FOR	8	88.89%	19	65.52%	27	71.05%
	AGAINST	1	11.11%	10	34.48%	11	28.95%
	Cast Votes:	9	100.00%	29	87.88%	38	90.48%
	Over Votes:	0	0.00%	0	0.00%	0	0.00%
	Under Votes:	0	0.00%	4	12.12%	4	9.52%
STATE OF TEXAS PROPOSITION 4, Vote For 1							
	FOR	4	44.44%	18	60.00%	22	56.41%
	AGAINST	5	55.56%	12	40.00%	17	43.59%
	Cast Votes:	9	100.00%	30	90.91%	39	92.86%
	Over Votes:	0	0.00%	0	0.00%	0	0.00%
	Under Votes:	0	0.00%	3	9.09%	3	7.14%
STATE OF TEXAS PROPOSITION 5, Vote For 1							
	FOR	3	33.33%	15	50.00%	18	46.15%
	AGAINST	6	66.67%	15	50.00%	21	53.85%
	Cast Votes:	9	100.00%	30	90.91%	39	92.86%
	Over Votes:	0	0.00%	0	0.00%	0	0.00%
	Under Votes:	0	0.00%	3	9.09%	3	7.14%
STATE OF TEXAS PROPOSITION 6, Vote For 1							
	FOR	4	44.44%	26	83.87%	30	75.00%
	AGAINST	5	55.56%	5	16.13%	10	25.00%
	Cast Votes:	9	100.00%	31	93.94%	40	95.24%
	Over Votes:	0	0.00%	0	0.00%	0	0.00%
	Under Votes:	0	0.00%	2	6.06%	2	4.76%

Constitutional Amendment Election - PCT Report — Official
FORT BEND COUNTY, TEXAS — SPECIAL AND GENERAL ELECTION_ — November 07, 2017

Page 250 of 304

11/13/2017 05:26 PM

Total Number of Voters : 27,789 of 411,305 = 6.76%

Precincts Reporting 152 of 152 = 100.00%

Party	Candidate	Early		Election		Total	
Precinct 4047 (Ballots Cast: 42)							
STATE OF TEXAS PROPOSITION 7, Vote For 1							
	FOR	4	44.44%	16	53.33%	20	51.28%
	AGAINST	5	55.56%	14	46.67%	19	48.72%
	Cast Votes:	9	100.00%	30	90.91%	39	92.86%
	Over Votes:	0	0.00%	0	0.00%	0	0.00%
	Under Votes:	0	0.00%	3	9.09%	3	7.14%

Constitutional Amendment Election - PCT Report — Official

FORT BEND COUNTY, TEXAS — SPECIAL AND GENERAL ELECTION_ — November 07, 2017

Page 251 of 304

11/13/2017 05:26 PM

Total Number of Voters : 27,789 of 411,305 = 6.76%

Precincts Reporting 152 of 152 = 100.00%

Party	Candidate	Early		Election		Total	
Precinct 4049 (Ballots Cast: 190)							
STATE OF TEXAS PROPOSITION 1, Vote For 1							
	FOR	61	79.22%	97	87.39%	158	84.04%
	AGAINST	16	20.78%	14	12.61%	30	15.96%
	Cast Votes:	77	100.00%	111	98.23%	188	98.95%
	Over Votes:	0	0.00%	0	0.00%	0	0.00%
	Under Votes:	0	0.00%	2	1.77%	2	1.05%
STATE OF TEXAS PROPOSITION 2, Vote For 1							
	FOR	48	63.16%	84	75.00%	132	70.21%
	AGAINST	28	36.84%	28	25.00%	56	29.79%
	Cast Votes:	76	98.70%	112	99.12%	188	98.95%
	Over Votes:	0	0.00%	0	0.00%	0	0.00%
	Under Votes:	1	1.30%	1	0.88%	2	1.05%
STATE OF TEXAS PROPOSITION 3, Vote For 1							
	FOR	64	84.21%	94	84.68%	158	84.49%
	AGAINST	12	15.79%	17	15.32%	29	15.51%
	Cast Votes:	76	98.70%	111	98.23%	187	98.42%
	Over Votes:	0	0.00%	0	0.00%	0	0.00%
	Under Votes:	1	1.30%	2	1.77%	3	1.58%
STATE OF TEXAS PROPOSITION 4, Vote For 1							
	FOR	45	58.44%	78	70.91%	123	65.78%
	AGAINST	32	41.56%	32	29.09%	64	34.22%
	Cast Votes:	77	100.00%	110	97.35%	187	98.42%
	Over Votes:	0	0.00%	0	0.00%	0	0.00%
	Under Votes:	0	0.00%	3	2.65%	3	1.58%
STATE OF TEXAS PROPOSITION 5, Vote For 1							
	FOR	38	50.00%	75	68.18%	113	60.75%
	AGAINST	38	50.00%	35	31.82%	73	39.25%
	Cast Votes:	76	98.70%	110	97.35%	186	97.89%
	Over Votes:	0	0.00%	0	0.00%	0	0.00%
	Under Votes:	1	1.30%	3	2.65%	4	2.11%
STATE OF TEXAS PROPOSITION 6, Vote For 1							
	FOR	59	76.62%	94	83.93%	153	80.95%
	AGAINST	18	23.38%	18	16.07%	36	19.05%
	Cast Votes:	77	100.00%	112	99.12%	189	99.47%
	Over Votes:	0	0.00%	0	0.00%	0	0.00%
	Under Votes:	0	0.00%	1	0.88%	1	0.53%

Constitutional Amendment Election - PCT Report — Official
FORT BEND COUNTY, TEXAS — SPECIAL AND GENERAL ELECTION_ — November 07, 2017

Page 252 of 304

11/13/2017 05:26 PM

Total Number of Voters : 27,789 of 411,305 = 6.76%

Precincts Reporting 152 of 152 = 100.00%

Party	Candidate	Early		Election		Total	
Precinct 4049 (Ballots Cast: 190)							
STATE OF TEXAS PROPOSITION 7, Vote For 1							
	FOR	41	55.41%	69	63.30%	110	60.11%
	AGAINST	33	44.59%	40	36.70%	73	39.89%
Cast Votes:		74	96.10%	109	96.46%	183	96.32%
Over Votes:		0	0.00%	0	0.00%	0	0.00%
Under Votes:		3	3.90%	4	3.54%	7	3.68%

Constitutional Amendment Election - PCT Report — Official

FORT BEND COUNTY, TEXAS — SPECIAL AND GENERAL ELECTION_ — November 07, 2017

Page 253 of 304

11/13/2017 05:26 PM

Total Number of Voters : 27,789 of 411,305 = 6.76%

Precincts Reporting 152 of 152 = 100.00%

Party	Candidate	Early		Election		Total	
Precinct 4062 (Ballots Cast: 234)							
STATE OF TEXAS PROPOSITION 1, Vote For 1							
	FOR	74	91.36%	136	91.28%	210	91.30%
	AGAINST	7	8.64%	13	8.72%	20	8.70%
	Cast Votes:	81	98.78%	149	98.03%	230	98.29%
	Over Votes:	0	0.00%	0	0.00%	0	0.00%
	Under Votes:	1	1.22%	3	1.97%	4	1.71%
STATE OF TEXAS PROPOSITION 2, Vote For 1							
	FOR	57	71.25%	108	72.48%	165	72.05%
	AGAINST	23	28.75%	41	27.52%	64	27.95%
	Cast Votes:	80	97.56%	149	98.03%	229	97.86%
	Over Votes:	0	0.00%	0	0.00%	0	0.00%
	Under Votes:	2	2.44%	3	1.97%	5	2.14%
STATE OF TEXAS PROPOSITION 3, Vote For 1							
	FOR	67	84.81%	125	85.62%	192	85.33%
	AGAINST	12	15.19%	21	14.38%	33	14.67%
	Cast Votes:	79	96.34%	146	96.05%	225	96.15%
	Over Votes:	0	0.00%	0	0.00%	0	0.00%
	Under Votes:	3	3.66%	6	3.95%	9	3.85%
STATE OF TEXAS PROPOSITION 4, Vote For 1							
	FOR	50	63.29%	94	63.51%	144	63.44%
	AGAINST	29	36.71%	54	36.49%	83	36.56%
	Cast Votes:	79	96.34%	148	97.37%	227	97.01%
	Over Votes:	0	0.00%	0	0.00%	0	0.00%
	Under Votes:	3	3.66%	4	2.63%	7	2.99%
STATE OF TEXAS PROPOSITION 5, Vote For 1							
	FOR	49	61.25%	100	68.03%	149	65.64%
	AGAINST	31	38.75%	47	31.97%	78	34.36%
	Cast Votes:	80	97.56%	147	96.71%	227	97.01%
	Over Votes:	0	0.00%	0	0.00%	0	0.00%
	Under Votes:	2	2.44%	5	3.29%	7	2.99%
STATE OF TEXAS PROPOSITION 6, Vote For 1							
	FOR	71	87.65%	134	89.33%	205	88.74%
	AGAINST	10	12.35%	16	10.67%	26	11.26%
	Cast Votes:	81	98.78%	150	98.68%	231	98.72%
	Over Votes:	0	0.00%	0	0.00%	0	0.00%
	Under Votes:	1	1.22%	2	1.32%	3	1.28%

Constitutional Amendment Election - PCT Report — Official
FORT BEND COUNTY, TEXAS — SPECIAL AND GENERAL ELECTION_ — November 07, 2017

Page 254 of 304

11/13/2017 05:26 PM

Total Number of Voters : 27,789 of 411,305 = 6.76%

Precincts Reporting 152 of 152 = 100.00%

Party	Candidate	Early		Election		Total	
Precinct 4062 (Ballots Cast: 234)							
STATE OF TEXAS PROPOSITION 7, Vote For 1							
	FOR	59	73.75%	93	63.27%	152	66.96%
	AGAINST	21	26.25%	54	36.73%	75	33.04%
	Cast Votes:	80	97.56%	147	96.71%	227	97.01%
	Over Votes:	0	0.00%	0	0.00%	0	0.00%
	Under Votes:	2	2.44%	5	3.29%	7	2.99%

Constitutional Amendment Election - PCT Report — Official
FORT BEND COUNTY, TEXAS — SPECIAL AND GENERAL ELECTION_ — November 07, 2017

Page 255 of 304

11/13/2017 05:26 PM

Total Number of Voters : 27,789 of 411,305 = 6.76%

Precincts Reporting 152 of 152 = 100.00%

Party	Candidate	Early		Election		Total	
Precinct 4064 (Ballots Cast: 59)							
STATE OF TEXAS PROPOSITION 1, Vote For 1							
	FOR	28	96.55%	28	93.33%	56	94.92%
	AGAINST	1	3.45%	2	6.67%	3	5.08%
	Cast Votes:	29	100.00%	30	100.00%	59	100.00%
	Over Votes:	0	0.00%	0	0.00%	0	0.00%
	Under Votes:	0	0.00%	0	0.00%	0	0.00%
STATE OF TEXAS PROPOSITION 2, Vote For 1							
	FOR	24	82.76%	24	80.00%	48	81.36%
	AGAINST	5	17.24%	6	20.00%	11	18.64%
	Cast Votes:	29	100.00%	30	100.00%	59	100.00%
	Over Votes:	0	0.00%	0	0.00%	0	0.00%
	Under Votes:	0	0.00%	0	0.00%	0	0.00%
STATE OF TEXAS PROPOSITION 3, Vote For 1							
	FOR	26	89.66%	28	93.33%	54	91.53%
	AGAINST	3	10.34%	2	6.67%	5	8.47%
	Cast Votes:	29	100.00%	30	100.00%	59	100.00%
	Over Votes:	0	0.00%	0	0.00%	0	0.00%
	Under Votes:	0	0.00%	0	0.00%	0	0.00%
STATE OF TEXAS PROPOSITION 4, Vote For 1							
	FOR	22	75.86%	22	73.33%	44	74.58%
	AGAINST	7	24.14%	8	26.67%	15	25.42%
	Cast Votes:	29	100.00%	30	100.00%	59	100.00%
	Over Votes:	0	0.00%	0	0.00%	0	0.00%
	Under Votes:	0	0.00%	0	0.00%	0	0.00%
STATE OF TEXAS PROPOSITION 5, Vote For 1							
	FOR	20	71.43%	18	64.29%	38	67.86%
	AGAINST	8	28.57%	10	35.71%	18	32.14%
	Cast Votes:	28	96.55%	28	93.33%	56	94.92%
	Over Votes:	0	0.00%	0	0.00%	0	0.00%
	Under Votes:	1	3.45%	2	6.67%	3	5.08%
STATE OF TEXAS PROPOSITION 6, Vote For 1							
	FOR	28	96.55%	26	86.67%	54	91.53%
	AGAINST	1	3.45%	4	13.33%	5	8.47%
	Cast Votes:	29	100.00%	30	100.00%	59	100.00%
	Over Votes:	0	0.00%	0	0.00%	0	0.00%
	Under Votes:	0	0.00%	0	0.00%	0	0.00%

Constitutional Amendment Election - PCT Report — Official
FORT BEND COUNTY, TEXAS — SPECIAL AND GENERAL ELECTION_ — November 07, 2017

Page 256 of 304

11/13/2017 05:26 PM

Total Number of Voters : 27,789 of 411,305 = 6.76%

Precincts Reporting 152 of 152 = 100.00%

Party	Candidate	Early		Election		Total	
Precinct 4064 (Ballots Cast: 59)							
STATE OF TEXAS PROPOSITION 7, Vote For 1							
	FOR	17	58.62%	19	65.52%	36	62.07%
	AGAINST	12	41.38%	10	34.48%	22	37.93%
	Cast Votes:	29	100.00%	29	96.67%	58	98.31%
	Over Votes:	0	0.00%	0	0.00%	0	0.00%
	Under Votes:	0	0.00%	1	3.33%	1	1.69%

Constitutional Amendment Election - PCT Report — Official

FORT BEND COUNTY, TEXAS — SPECIAL AND GENERAL ELECTION_ — November 07, 2017

Page 257 of 304

11/13/2017 05:26 PM

Total Number of Voters : 27,789 of 411,305 = 6.76%

Precincts Reporting 152 of 152 = 100.00%

Party	Candidate	Early		Election		Total	
Precinct 4065 (Ballots Cast: 250)							
STATE OF TEXAS PROPOSITION 1, Vote For 1							
	FOR	74	89.16%	145	91.19%	219	90.50%
	AGAINST	9	10.84%	14	8.81%	23	9.50%
	Cast Votes:	83	98.81%	159	95.78%	242	96.80%
	Over Votes:	0	0.00%	0	0.00%	0	0.00%
	Under Votes:	1	1.19%	7	4.22%	8	3.20%
STATE OF TEXAS PROPOSITION 2, Vote For 1							
	FOR	53	63.86%	117	76.47%	170	72.03%
	AGAINST	30	36.14%	36	23.53%	66	27.97%
	Cast Votes:	83	98.81%	153	92.17%	236	94.40%
	Over Votes:	0	0.00%	0	0.00%	0	0.00%
	Under Votes:	1	1.19%	13	7.83%	14	5.60%
STATE OF TEXAS PROPOSITION 3, Vote For 1							
	FOR	65	80.25%	140	88.61%	205	85.77%
	AGAINST	16	19.75%	18	11.39%	34	14.23%
	Cast Votes:	81	96.43%	158	95.18%	239	95.60%
	Over Votes:	0	0.00%	0	0.00%	0	0.00%
	Under Votes:	3	3.57%	8	4.82%	11	4.40%
STATE OF TEXAS PROPOSITION 4, Vote For 1							
	FOR	53	63.86%	104	66.67%	157	65.69%
	AGAINST	30	36.14%	52	33.33%	82	34.31%
	Cast Votes:	83	98.81%	156	93.98%	239	95.60%
	Over Votes:	0	0.00%	0	0.00%	0	0.00%
	Under Votes:	1	1.19%	10	6.02%	11	4.40%
STATE OF TEXAS PROPOSITION 5, Vote For 1							
	FOR	42	51.22%	114	73.55%	156	65.82%
	AGAINST	40	48.78%	41	26.45%	81	34.18%
	Cast Votes:	82	97.62%	155	93.37%	237	94.80%
	Over Votes:	0	0.00%	0	0.00%	0	0.00%
	Under Votes:	2	2.38%	11	6.63%	13	5.20%
STATE OF TEXAS PROPOSITION 6, Vote For 1							
	FOR	74	89.16%	147	91.30%	221	90.57%
	AGAINST	9	10.84%	14	8.70%	23	9.43%
	Cast Votes:	83	98.81%	161	96.99%	244	97.60%
	Over Votes:	0	0.00%	0	0.00%	0	0.00%
	Under Votes:	1	1.19%	5	3.01%	6	2.40%

Constitutional Amendment Election - PCT Report — Official
FORT BEND COUNTY, TEXAS — SPECIAL AND GENERAL ELECTION_ — November 07, 2017

Page 258 of 304

11/13/2017 05:26 PM

Total Number of Voters : 27,789 of 411,305 = 6.76%

Precincts Reporting 152 of 152 = 100.00%

Party	Candidate	Early		Election		Total	
Precinct 4065 (Ballots Cast: 250)							
STATE OF TEXAS PROPOSITION 7, Vote For 1							
	FOR	44	53.66%	106	68.39%	150	63.29%
	AGAINST	38	46.34%	49	31.61%	87	36.71%
	Cast Votes:	82	97.62%	155	93.37%	237	94.80%
	Over Votes:	0	0.00%	0	0.00%	0	0.00%
	Under Votes:	2	2.38%	11	6.63%	13	5.20%

Constitutional Amendment Election - PCT Report — Official

FORT BEND COUNTY, TEXAS — SPECIAL AND GENERAL ELECTION_ — November 07, 2017

Page 259 of 304

11/13/2017 05:26 PM

Total Number of Voters : 27,789 of 411,305 = 6.76%

Precincts Reporting 152 of 152 = 100.00%

Party	Candidate	Early		Election		Total	
Precinct 4071 (Ballots Cast: 15)							
STATE OF TEXAS PROPOSITION 1, Vote For 1							
	FOR	6	85.71%	6	75.00%	12	80.00%
	AGAINST	1	14.29%	2	25.00%	3	20.00%
	Cast Votes:	7	100.00%	8	100.00%	15	100.00%
	Over Votes:	0	0.00%	0	0.00%	0	0.00%
	Under Votes:	0	0.00%	0	0.00%	0	0.00%
STATE OF TEXAS PROPOSITION 2, Vote For 1							
	FOR	3	42.86%	4	57.14%	7	50.00%
	AGAINST	4	57.14%	3	42.86%	7	50.00%
	Cast Votes:	7	100.00%	7	87.50%	14	93.33%
	Over Votes:	0	0.00%	0	0.00%	0	0.00%
	Under Votes:	0	0.00%	1	12.50%	1	6.67%
STATE OF TEXAS PROPOSITION 3, Vote For 1							
	FOR	4	57.14%	6	75.00%	10	66.67%
	AGAINST	3	42.86%	2	25.00%	5	33.33%
	Cast Votes:	7	100.00%	8	100.00%	15	100.00%
	Over Votes:	0	0.00%	0	0.00%	0	0.00%
	Under Votes:	0	0.00%	0	0.00%	0	0.00%
STATE OF TEXAS PROPOSITION 4, Vote For 1							
	FOR	3	42.86%	4	66.67%	7	53.85%
	AGAINST	4	57.14%	2	33.33%	6	46.15%
	Cast Votes:	7	100.00%	6	75.00%	13	86.67%
	Over Votes:	0	0.00%	0	0.00%	0	0.00%
	Under Votes:	0	0.00%	2	25.00%	2	13.33%
STATE OF TEXAS PROPOSITION 5, Vote For 1							
	FOR	7	100.00%	5	71.43%	12	85.71%
	AGAINST	0	0.00%	2	28.57%	2	14.29%
	Cast Votes:	7	100.00%	7	87.50%	14	93.33%
	Over Votes:	0	0.00%	0	0.00%	0	0.00%
	Under Votes:	0	0.00%	1	12.50%	1	6.67%
STATE OF TEXAS PROPOSITION 6, Vote For 1							
	FOR	7	100.00%	7	87.50%	14	93.33%
	AGAINST	0	0.00%	1	12.50%	1	6.67%
	Cast Votes:	7	100.00%	8	100.00%	15	100.00%
	Over Votes:	0	0.00%	0	0.00%	0	0.00%
	Under Votes:	0	0.00%	0	0.00%	0	0.00%

Constitutional Amendment Election - PCT Report — Official

FORT BEND COUNTY, TEXAS — SPECIAL AND GENERAL ELECTION_ — November 07, 2017

Page 260 of 304

11/13/2017 05:26 PM

Total Number of Voters : 27,789 of 411,305 = 6.76%

Precincts Reporting 152 of 152 = 100.00%

Party	Candidate	Early		Election		Total	
Precinct 4071 (Ballots Cast: 15)							
STATE OF TEXAS PROPOSITION 7, Vote For 1							
	FOR	5	71.43%	5	62.50%	10	66.67%
	AGAINST	2	28.57%	3	37.50%	5	33.33%
	Cast Votes:	7	100.00%	8	100.00%	15	100.00%
	Over Votes:	0	0.00%	0	0.00%	0	0.00%
	Under Votes:	0	0.00%	0	0.00%	0	0.00%

Constitutional Amendment Election - PCT Report — Official

FORT BEND COUNTY, TEXAS — SPECIAL AND GENERAL ELECTION_ — November 07, 2017

Page 261 of 304

11/13/2017 05:26 PM

Total Number of Voters : 27,789 of 411,305 = 6.76%

Precincts Reporting 152 of 152 = 100.00%

Party	Candidate	Early		Election		Total	
Precinct 4079 (Ballots Cast: 17)							
STATE OF TEXAS PROPOSITION 1, Vote For 1							
	FOR	4	80.00%	10	90.91%	14	87.50%
	AGAINST	1	20.00%	1	9.09%	2	12.50%
	Cast Votes:	5	100.00%	11	91.67%	16	94.12%
	Over Votes:	0	0.00%	0	0.00%	0	0.00%
	Under Votes:	0	0.00%	1	8.33%	1	5.88%
STATE OF TEXAS PROPOSITION 2, Vote For 1							
	FOR	3	60.00%	3	25.00%	6	35.29%
	AGAINST	2	40.00%	9	75.00%	11	64.71%
	Cast Votes:	5	100.00%	12	100.00%	17	100.00%
	Over Votes:	0	0.00%	0	0.00%	0	0.00%
	Under Votes:	0	0.00%	0	0.00%	0	0.00%
STATE OF TEXAS PROPOSITION 3, Vote For 1							
	FOR	4	80.00%	5	45.45%	9	56.25%
	AGAINST	1	20.00%	6	54.55%	7	43.75%
	Cast Votes:	5	100.00%	11	91.67%	16	94.12%
	Over Votes:	0	0.00%	0	0.00%	0	0.00%
	Under Votes:	0	0.00%	1	8.33%	1	5.88%
STATE OF TEXAS PROPOSITION 4, Vote For 1							
	FOR	4	80.00%	6	50.00%	10	58.82%
	AGAINST	1	20.00%	6	50.00%	7	41.18%
	Cast Votes:	5	100.00%	12	100.00%	17	100.00%
	Over Votes:	0	0.00%	0	0.00%	0	0.00%
	Under Votes:	0	0.00%	0	0.00%	0	0.00%
STATE OF TEXAS PROPOSITION 5, Vote For 1							
	FOR	2	40.00%	5	45.45%	7	43.75%
	AGAINST	3	60.00%	6	54.55%	9	56.25%
	Cast Votes:	5	100.00%	11	91.67%	16	94.12%
	Over Votes:	0	0.00%	0	0.00%	0	0.00%
	Under Votes:	0	0.00%	1	8.33%	1	5.88%
STATE OF TEXAS PROPOSITION 6, Vote For 1							
	FOR	5	100.00%	9	81.82%	14	87.50%
	AGAINST	0	0.00%	2	18.18%	2	12.50%
	Cast Votes:	5	100.00%	11	91.67%	16	94.12%
	Over Votes:	0	0.00%	0	0.00%	0	0.00%
	Under Votes:	0	0.00%	1	8.33%	1	5.88%

Constitutional Amendment Election - PCT Report — Official
FORT BEND COUNTY, TEXAS — SPECIAL AND GENERAL ELECTION_ — November 07, 2017

Page 262 of 304

11/13/2017 05:26 PM

Total Number of Voters : 27,789 of 411,305 = 6.76%

Precincts Reporting 152 of 152 = 100.00%

Party	Candidate	Early		Election		Total	
Precinct 4079 (Ballots Cast: 17)							
STATE OF TEXAS PROPOSITION 7, Vote For 1							
	FOR	4	80.00%	4	36.36%	8	50.00%
	AGAINST	1	20.00%	7	63.64%	8	50.00%
	Cast Votes:	5	100.00%	11	91.67%	16	94.12%
	Over Votes:	0	0.00%	0	0.00%	0	0.00%
	Under Votes:	0	0.00%	1	8.33%	1	5.88%

Constitutional Amendment Election - PCT Report — Official

FORT BEND COUNTY, TEXAS — SPECIAL AND GENERAL ELECTION_ — November 07, 2017

Page 263 of 304

11/13/2017 05:26 PM

Total Number of Voters : 27,789 of 411,305 = 6.76%

Precincts Reporting 152 of 152 = 100.00%

Party	Candidate	Early		Election		Total	
Precinct 4080 (Ballots Cast: 39)							
STATE OF TEXAS PROPOSITION 1, Vote For 1							
	FOR	8	80.00%	27	96.43%	35	92.11%
	AGAINST	2	20.00%	1	3.57%	3	7.89%
	Cast Votes:	10	100.00%	28	96.55%	38	97.44%
	Over Votes:	0	0.00%	0	0.00%	0	0.00%
	Under Votes:	0	0.00%	1	3.45%	1	2.56%
STATE OF TEXAS PROPOSITION 2, Vote For 1							
	FOR	9	90.00%	22	75.86%	31	79.49%
	AGAINST	1	10.00%	7	24.14%	8	20.51%
	Cast Votes:	10	100.00%	29	100.00%	39	100.00%
	Over Votes:	0	0.00%	0	0.00%	0	0.00%
	Under Votes:	0	0.00%	0	0.00%	0	0.00%
STATE OF TEXAS PROPOSITION 3, Vote For 1							
	FOR	9	90.00%	23	79.31%	32	82.05%
	AGAINST	1	10.00%	6	20.69%	7	17.95%
	Cast Votes:	10	100.00%	29	100.00%	39	100.00%
	Over Votes:	0	0.00%	0	0.00%	0	0.00%
	Under Votes:	0	0.00%	0	0.00%	0	0.00%
STATE OF TEXAS PROPOSITION 4, Vote For 1							
	FOR	5	50.00%	17	58.62%	22	56.41%
	AGAINST	5	50.00%	12	41.38%	17	43.59%
	Cast Votes:	10	100.00%	29	100.00%	39	100.00%
	Over Votes:	0	0.00%	0	0.00%	0	0.00%
	Under Votes:	0	0.00%	0	0.00%	0	0.00%
STATE OF TEXAS PROPOSITION 5, Vote For 1							
	FOR	3	30.00%	13	48.15%	16	43.24%
	AGAINST	7	70.00%	14	51.85%	21	56.76%
	Cast Votes:	10	100.00%	27	93.10%	37	94.87%
	Over Votes:	0	0.00%	0	0.00%	0	0.00%
	Under Votes:	0	0.00%	2	6.90%	2	5.13%
STATE OF TEXAS PROPOSITION 6, Vote For 1							
	FOR	7	70.00%	24	82.76%	31	79.49%
	AGAINST	3	30.00%	5	17.24%	8	20.51%
	Cast Votes:	10	100.00%	29	100.00%	39	100.00%
	Over Votes:	0	0.00%	0	0.00%	0	0.00%
	Under Votes:	0	0.00%	0	0.00%	0	0.00%

Constitutional Amendment Election - PCT Report — Official
FORT BEND COUNTY, TEXAS — SPECIAL AND GENERAL ELECTION_ — November 07, 2017

Page 264 of 304

11/13/2017 05:26 PM

Total Number of Voters : 27,789 of 411,305 = 6.76%

Precincts Reporting 152 of 152 = 100.00%

Party	Candidate		Early		Election		Total	
Precinct 4080 (Ballots Cast: 39)								
STATE OF TEXAS PROPOSITION 7, Vote For 1								
	FOR	6	60.00%	14	48.28%	20	51.28%	
	AGAINST	4	40.00%	15	51.72%	19	48.72%	
	Cast Votes:	10	100.00%	29	100.00%	39	100.00%	
	Over Votes:	0	0.00%	0	0.00%	0	0.00%	
	Under Votes:	0	0.00%	0	0.00%	0	0.00%	

Constitutional Amendment Election - PCT Report — Official

FORT BEND COUNTY, TEXAS — SPECIAL AND GENERAL ELECTION_ — November 07, 2017

Page 265 of 304

11/13/2017 05:26 PM

Total Number of Voters : 27,789 of 411,305 = 6.76%

Precincts Reporting 152 of 152 = 100.00%

Party	Candidate	Early		Election		Total	
Precinct 4082 (Ballots Cast: 299)							
STATE OF TEXAS PROPOSITION 1, Vote For 1							
	FOR	78	88.64%	187	92.12%	265	91.07%
	AGAINST	10	11.36%	16	7.88%	26	8.93%
	Cast Votes:	88	97.78%	203	97.13%	291	97.32%
	Over Votes:	0	0.00%	0	0.00%	0	0.00%
	Under Votes:	2	2.22%	6	2.87%	8	2.68%
STATE OF TEXAS PROPOSITION 2, Vote For 1							
	FOR	63	72.41%	140	68.97%	203	70.00%
	AGAINST	24	27.59%	63	31.03%	87	30.00%
	Cast Votes:	87	96.67%	203	97.13%	290	96.99%
	Over Votes:	0	0.00%	0	0.00%	0	0.00%
	Under Votes:	3	3.33%	6	2.87%	9	3.01%
STATE OF TEXAS PROPOSITION 3, Vote For 1							
	FOR	68	77.27%	169	84.08%	237	82.01%
	AGAINST	20	22.73%	32	15.92%	52	17.99%
	Cast Votes:	88	97.78%	201	96.17%	289	96.66%
	Over Votes:	0	0.00%	0	0.00%	0	0.00%
	Under Votes:	2	2.22%	8	3.83%	10	3.34%
STATE OF TEXAS PROPOSITION 4, Vote For 1							
	FOR	61	70.11%	134	68.02%	195	68.66%
	AGAINST	26	29.89%	63	31.98%	89	31.34%
	Cast Votes:	87	96.67%	197	94.26%	284	94.98%
	Over Votes:	0	0.00%	0	0.00%	0	0.00%
	Under Votes:	3	3.33%	12	5.74%	15	5.02%
STATE OF TEXAS PROPOSITION 5, Vote For 1							
	FOR	58	67.44%	128	65.64%	186	66.19%
	AGAINST	28	32.56%	67	34.36%	95	33.81%
	Cast Votes:	86	95.56%	195	93.30%	281	93.98%
	Over Votes:	0	0.00%	0	0.00%	0	0.00%
	Under Votes:	4	4.44%	14	6.70%	18	6.02%
STATE OF TEXAS PROPOSITION 6, Vote For 1							
	FOR	79	89.77%	185	91.58%	264	91.03%
	AGAINST	9	10.23%	17	8.42%	26	8.97%
	Cast Votes:	88	97.78%	202	96.65%	290	96.99%
	Over Votes:	0	0.00%	0	0.00%	0	0.00%
	Under Votes:	2	2.22%	7	3.35%	9	3.01%

Constitutional Amendment Election - PCT Report — Official
FORT BEND COUNTY, TEXAS — SPECIAL AND GENERAL ELECTION_ — November 07, 2017

Page 266 of 304

11/13/2017 05:26 PM

Total Number of Voters : 27,789 of 411,305 = 6.76%

Precincts Reporting 152 of 152 = 100.00%

Party	Candidate	Early		Election		Total	
Precinct 4082 (Ballots Cast: 299)							
STATE OF TEXAS PROPOSITION 7, Vote For 1							
	FOR	59	67.82%	124	62.63%	183	64.21%
	AGAINST	28	32.18%	74	37.37%	102	35.79%
	Cast Votes:	87	96.67%	198	94.74%	285	95.32%
	Over Votes:	0	0.00%	0	0.00%	0	0.00%
	Under Votes:	3	3.33%	11	5.26%	14	4.68%

Constitutional Amendment Election - PCT Report — Official

FORT BEND COUNTY, TEXAS — SPECIAL AND GENERAL ELECTION_ — November 07, 2017

Page 267 of 304

11/13/2017 05:26 PM

Total Number of Voters : 27,789 of 411,305 = 6.76%

Precincts Reporting 152 of 152 = 100.00%

Party	Candidate	Early		Election		Total	
Precinct 4084 (Ballots Cast: 92)							
STATE OF TEXAS PROPOSITION 1, Vote For 1							
	FOR	32	82.05%	47	90.38%	79	86.81%
	AGAINST	7	17.95%	5	9.62%	12	13.19%
	Cast Votes:	39	100.00%	52	98.11%	91	98.91%
	Over Votes:	0	0.00%	0	0.00%	0	0.00%
	Under Votes:	0	0.00%	1	1.89%	1	1.09%
STATE OF TEXAS PROPOSITION 2, Vote For 1							
	FOR	19	48.72%	32	64.00%	51	57.30%
	AGAINST	20	51.28%	18	36.00%	38	42.70%
	Cast Votes:	39	100.00%	50	94.34%	89	96.74%
	Over Votes:	0	0.00%	0	0.00%	0	0.00%
	Under Votes:	0	0.00%	3	5.66%	3	3.26%
STATE OF TEXAS PROPOSITION 3, Vote For 1							
	FOR	26	66.67%	38	77.55%	64	72.73%
	AGAINST	13	33.33%	11	22.45%	24	27.27%
	Cast Votes:	39	100.00%	49	92.45%	88	95.65%
	Over Votes:	0	0.00%	0	0.00%	0	0.00%
	Under Votes:	0	0.00%	4	7.55%	4	4.35%
STATE OF TEXAS PROPOSITION 4, Vote For 1							
	FOR	26	66.67%	28	56.00%	54	60.67%
	AGAINST	13	33.33%	22	44.00%	35	39.33%
	Cast Votes:	39	100.00%	50	94.34%	89	96.74%
	Over Votes:	0	0.00%	0	0.00%	0	0.00%
	Under Votes:	0	0.00%	3	5.66%	3	3.26%
STATE OF TEXAS PROPOSITION 5, Vote For 1							
	FOR	28	71.79%	31	63.27%	59	67.05%
	AGAINST	11	28.21%	18	36.73%	29	32.95%
	Cast Votes:	39	100.00%	49	92.45%	88	95.65%
	Over Votes:	0	0.00%	0	0.00%	0	0.00%
	Under Votes:	0	0.00%	4	7.55%	4	4.35%
STATE OF TEXAS PROPOSITION 6, Vote For 1							
	FOR	29	74.36%	46	88.46%	75	82.42%
	AGAINST	10	25.64%	6	11.54%	16	17.58%
	Cast Votes:	39	100.00%	52	98.11%	91	98.91%
	Over Votes:	0	0.00%	0	0.00%	0	0.00%
	Under Votes:	0	0.00%	1	1.89%	1	1.09%

Constitutional Amendment Election - PCT Report — Official
FORT BEND COUNTY, TEXAS — SPECIAL AND GENERAL ELECTION_ — November 07, 2017

Page 268 of 304

11/13/2017 05:26 PM

Total Number of Voters : 27,789 of 411,305 = 6.76%

Precincts Reporting 152 of 152 = 100.00%

Party	Candidate	Early		Election		Total	
Precinct 4084 (Ballots Cast: 92)							
STATE OF TEXAS PROPOSITION 7, Vote For 1							
	FOR	26	66.67%	35	68.63%	61	67.78%
	AGAINST	13	33.33%	16	31.37%	29	32.22%
	Cast Votes:	39	100.00%	51	96.23%	90	97.83%
	Over Votes:	0	0.00%	0	0.00%	0	0.00%
	Under Votes:	0	0.00%	2	3.77%	2	2.17%

Constitutional Amendment Election - PCT Report — Official

FORT BEND COUNTY, TEXAS — SPECIAL AND GENERAL ELECTION_ — November 07, 2017

Page 269 of 304

11/13/2017 05:26 PM

Total Number of Voters : 27,789 of 411,305 = 6.76%

Precincts Reporting 152 of 152 = 100.00%

Party	Candidate	Early		Election		Total	
Precinct 4086 (Ballots Cast: 28)							
STATE OF TEXAS PROPOSITION 1, Vote For 1							
	FOR	9	90.00%	15	88.24%	24	88.89%
	AGAINST	1	10.00%	2	11.76%	3	11.11%
	Cast Votes:	10	100.00%	17	94.44%	27	96.43%
	Over Votes:	0	0.00%	0	0.00%	0	0.00%
	Under Votes:	0	0.00%	1	5.56%	1	3.57%
STATE OF TEXAS PROPOSITION 2, Vote For 1							
	FOR	7	70.00%	12	70.59%	19	70.37%
	AGAINST	3	30.00%	5	29.41%	8	29.63%
	Cast Votes:	10	100.00%	17	94.44%	27	96.43%
	Over Votes:	0	0.00%	0	0.00%	0	0.00%
	Under Votes:	0	0.00%	1	5.56%	1	3.57%
STATE OF TEXAS PROPOSITION 3, Vote For 1							
	FOR	8	80.00%	14	82.35%	22	81.48%
	AGAINST	2	20.00%	3	17.65%	5	18.52%
	Cast Votes:	10	100.00%	17	94.44%	27	96.43%
	Over Votes:	0	0.00%	0	0.00%	0	0.00%
	Under Votes:	0	0.00%	1	5.56%	1	3.57%
STATE OF TEXAS PROPOSITION 4, Vote For 1							
	FOR	7	70.00%	11	64.71%	18	66.67%
	AGAINST	3	30.00%	6	35.29%	9	33.33%
	Cast Votes:	10	100.00%	17	94.44%	27	96.43%
	Over Votes:	0	0.00%	0	0.00%	0	0.00%
	Under Votes:	0	0.00%	1	5.56%	1	3.57%
STATE OF TEXAS PROPOSITION 5, Vote For 1							
	FOR	8	80.00%	12	70.59%	20	74.07%
	AGAINST	2	20.00%	5	29.41%	7	25.93%
	Cast Votes:	10	100.00%	17	94.44%	27	96.43%
	Over Votes:	0	0.00%	0	0.00%	0	0.00%
	Under Votes:	0	0.00%	1	5.56%	1	3.57%
STATE OF TEXAS PROPOSITION 6, Vote For 1							
	FOR	9	90.00%	15	88.24%	24	88.89%
	AGAINST	1	10.00%	2	11.76%	3	11.11%
	Cast Votes:	10	100.00%	17	94.44%	27	96.43%
	Over Votes:	0	0.00%	0	0.00%	0	0.00%
	Under Votes:	0	0.00%	1	5.56%	1	3.57%

Constitutional Amendment Election - PCT Report — Official
FORT BEND COUNTY, TEXAS — SPECIAL AND GENERAL ELECTION_ — November 07, 2017

Page 270 of 304

11/13/2017 05:26 PM

Total Number of Voters : 27,789 of 411,305 = 6.76%

Precincts Reporting 152 of 152 = 100.00%

Party	Candidate	Early		Election		Total	
Precinct 4086 (Ballots Cast: 28)							
STATE OF TEXAS PROPOSITION 7, Vote For 1							
	FOR	8	80.00%	12	70.59%	20	74.07%
	AGAINST	2	20.00%	5	29.41%	7	25.93%
	Cast Votes:	10	100.00%	17	94.44%	27	96.43%
	Over Votes:	0	0.00%	0	0.00%	0	0.00%
	Under Votes:	0	0.00%	1	5.56%	1	3.57%

Constitutional Amendment Election - PCT Report — Official

FORT BEND COUNTY, TEXAS — SPECIAL AND GENERAL ELECTION_ — November 07, 2017

Page 271 of 304

11/13/2017 05:26 PM

Total Number of Voters : 27,789 of 411,305 = 6.76%

Precincts Reporting 152 of 152 = 100.00%

Party	Candidate	Early		Election		Total	
Precinct 4102 (Ballots Cast: 64)							
STATE OF TEXAS PROPOSITION 1, Vote For 1							
	FOR	12	92.31%	40	80.00%	52	82.54%
	AGAINST	1	7.69%	10	20.00%	11	17.46%
	Cast Votes:	13	100.00%	50	98.04%	63	98.44%
	Over Votes:	0	0.00%	0	0.00%	0	0.00%
	Under Votes:	0	0.00%	1	1.96%	1	1.56%
STATE OF TEXAS PROPOSITION 2, Vote For 1							
	FOR	7	53.85%	31	62.00%	38	60.32%
	AGAINST	6	46.15%	19	38.00%	25	39.68%
	Cast Votes:	13	100.00%	50	98.04%	63	98.44%
	Over Votes:	0	0.00%	0	0.00%	0	0.00%
	Under Votes:	0	0.00%	1	1.96%	1	1.56%
STATE OF TEXAS PROPOSITION 3, Vote For 1							
	FOR	12	92.31%	39	79.59%	51	82.26%
	AGAINST	1	7.69%	10	20.41%	11	17.74%
	Cast Votes:	13	100.00%	49	96.08%	62	96.88%
	Over Votes:	0	0.00%	0	0.00%	0	0.00%
	Under Votes:	0	0.00%	2	3.92%	2	3.13%
STATE OF TEXAS PROPOSITION 4, Vote For 1							
	FOR	10	76.92%	31	62.00%	41	65.08%
	AGAINST	3	23.08%	19	38.00%	22	34.92%
	Cast Votes:	13	100.00%	50	98.04%	63	98.44%
	Over Votes:	0	0.00%	0	0.00%	0	0.00%
	Under Votes:	0	0.00%	1	1.96%	1	1.56%
STATE OF TEXAS PROPOSITION 5, Vote For 1							
	FOR	8	61.54%	26	55.32%	34	56.67%
	AGAINST	5	38.46%	21	44.68%	26	43.33%
	Cast Votes:	13	100.00%	47	92.16%	60	93.75%
	Over Votes:	0	0.00%	0	0.00%	0	0.00%
	Under Votes:	0	0.00%	4	7.84%	4	6.25%
STATE OF TEXAS PROPOSITION 6, Vote For 1							
	FOR	12	92.31%	40	80.00%	52	82.54%
	AGAINST	1	7.69%	10	20.00%	11	17.46%
	Cast Votes:	13	100.00%	50	98.04%	63	98.44%
	Over Votes:	0	0.00%	0	0.00%	0	0.00%
	Under Votes:	0	0.00%	1	1.96%	1	1.56%

Constitutional Amendment Election - PCT Report — Official
FORT BEND COUNTY, TEXAS — SPECIAL AND GENERAL ELECTION_ — November 07, 2017

Page 272 of 304

11/13/2017 05:26 PM

Total Number of Voters : 27,789 of 411,305 = 6.76%

Precincts Reporting 152 of 152 = 100.00%

Party	Candidate	Early		Election		Total	
Precinct 4102 (Ballots Cast: 64)							
STATE OF TEXAS PROPOSITION 7, Vote For 1							
	FOR	9	69.23%	29	58.00%	38	60.32%
	AGAINST	4	30.77%	21	42.00%	25	39.68%
	Cast Votes:	13	100.00%	50	98.04%	63	98.44%
	Over Votes:	0	0.00%	0	0.00%	0	0.00%
	Under Votes:	0	0.00%	1	1.96%	1	1.56%

Constitutional Amendment Election - PCT Report — Official

FORT BEND COUNTY, TEXAS — SPECIAL AND GENERAL ELECTION_ — November 07, 2017

Page 273 of 304

11/13/2017 05:26 PM

Total Number of Voters : 27,789 of 411,305 = 6.76%

Precincts Reporting 152 of 152 = 100.00%

Party	Candidate	Early		Election		Total	
Precinct 4105 (Ballots Cast: 83)							
STATE OF TEXAS PROPOSITION 1, Vote For 1							
	FOR	18	85.71%	53	85.48%	71	85.54%
	AGAINST	3	14.29%	9	14.52%	12	14.46%
	Cast Votes:	21	100.00%	62	100.00%	83	100.00%
	Over Votes:	0	0.00%	0	0.00%	0	0.00%
	Under Votes:	0	0.00%	0	0.00%	0	0.00%
STATE OF TEXAS PROPOSITION 2, Vote For 1							
	FOR	7	33.33%	32	51.61%	39	46.99%
	AGAINST	14	66.67%	30	48.39%	44	53.01%
	Cast Votes:	21	100.00%	62	100.00%	83	100.00%
	Over Votes:	0	0.00%	0	0.00%	0	0.00%
	Under Votes:	0	0.00%	0	0.00%	0	0.00%
STATE OF TEXAS PROPOSITION 3, Vote For 1							
	FOR	13	65.00%	46	74.19%	59	71.95%
	AGAINST	7	35.00%	16	25.81%	23	28.05%
	Cast Votes:	20	95.24%	62	100.00%	82	98.80%
	Over Votes:	0	0.00%	0	0.00%	0	0.00%
	Under Votes:	1	4.76%	0	0.00%	1	1.20%
STATE OF TEXAS PROPOSITION 4, Vote For 1							
	FOR	8	42.11%	43	69.35%	51	62.96%
	AGAINST	11	57.89%	19	30.65%	30	37.04%
	Cast Votes:	19	90.48%	62	100.00%	81	97.59%
	Over Votes:	0	0.00%	0	0.00%	0	0.00%
	Under Votes:	2	9.52%	0	0.00%	2	2.41%
STATE OF TEXAS PROPOSITION 5, Vote For 1							
	FOR	11	55.00%	35	57.38%	46	56.79%
	AGAINST	9	45.00%	26	42.62%	35	43.21%
	Cast Votes:	20	95.24%	61	98.39%	81	97.59%
	Over Votes:	0	0.00%	0	0.00%	0	0.00%
	Under Votes:	1	4.76%	1	1.61%	2	2.41%
STATE OF TEXAS PROPOSITION 6, Vote For 1							
	FOR	17	80.95%	51	82.26%	68	81.93%
	AGAINST	4	19.05%	11	17.74%	15	18.07%
	Cast Votes:	21	100.00%	62	100.00%	83	100.00%
	Over Votes:	0	0.00%	0	0.00%	0	0.00%
	Under Votes:	0	0.00%	0	0.00%	0	0.00%

Constitutional Amendment Election - PCT Report — Official
FORT BEND COUNTY, TEXAS — SPECIAL AND GENERAL ELECTION_ — November 07, 2017

Page 274 of 304

11/13/2017 05:26 PM

Total Number of Voters : 27,789 of 411,305 = 6.76%

Precincts Reporting 152 of 152 = 100.00%

Party	Candidate	Early		Election		Total	
Precinct 4105 (Ballots Cast: 83)							
STATE OF TEXAS PROPOSITION 7, Vote For 1							
	FOR	12	57.14%	30	48.39%	42	50.60%
	AGAINST	9	42.86%	32	51.61%	41	49.40%
	Cast Votes:	21	100.00%	62	100.00%	83	100.00%
	Over Votes:	0	0.00%	0	0.00%	0	0.00%
	Under Votes:	0	0.00%	0	0.00%	0	0.00%

Constitutional Amendment Election - PCT Report — Official

FORT BEND COUNTY, TEXAS — SPECIAL AND GENERAL ELECTION_ — November 07, 2017

Page 275 of 304

11/13/2017 05:26 PM

Total Number of Voters : 27,789 of 411,305 = 6.76%

Precincts Reporting 152 of 152 = 100.00%

Party	Candidate	Early		Election		Total	
Precinct 4107 (Ballots Cast: 149)							
STATE OF TEXAS PROPOSITION 1, Vote For 1							
	FOR	42	93.33%	87	84.47%	129	87.16%
	AGAINST	3	6.67%	16	15.53%	19	12.84%
	Cast Votes:	45	100.00%	103	99.04%	148	99.33%
	Over Votes:	0	0.00%	0	0.00%	0	0.00%
	Under Votes:	0	0.00%	1	0.96%	1	0.67%
STATE OF TEXAS PROPOSITION 2, Vote For 1							
	FOR	26	59.09%	66	64.71%	92	63.01%
	AGAINST	18	40.91%	36	35.29%	54	36.99%
	Cast Votes:	44	97.78%	102	98.08%	146	97.99%
	Over Votes:	0	0.00%	0	0.00%	0	0.00%
	Under Votes:	1	2.22%	2	1.92%	3	2.01%
STATE OF TEXAS PROPOSITION 3, Vote For 1							
	FOR	33	73.33%	88	86.27%	121	82.31%
	AGAINST	12	26.67%	14	13.73%	26	17.69%
	Cast Votes:	45	100.00%	102	98.08%	147	98.66%
	Over Votes:	0	0.00%	0	0.00%	0	0.00%
	Under Votes:	0	0.00%	2	1.92%	2	1.34%
STATE OF TEXAS PROPOSITION 4, Vote For 1							
	FOR	30	71.43%	76	74.51%	106	73.61%
	AGAINST	12	28.57%	26	25.49%	38	26.39%
	Cast Votes:	42	93.33%	102	98.08%	144	96.64%
	Over Votes:	0	0.00%	0	0.00%	0	0.00%
	Under Votes:	3	6.67%	2	1.92%	5	3.36%
STATE OF TEXAS PROPOSITION 5, Vote For 1							
	FOR	27	62.79%	63	63.00%	90	62.94%
	AGAINST	16	37.21%	37	37.00%	53	37.06%
	Cast Votes:	43	95.56%	100	96.15%	143	95.97%
	Over Votes:	0	0.00%	0	0.00%	0	0.00%
	Under Votes:	2	4.44%	4	3.85%	6	4.03%
STATE OF TEXAS PROPOSITION 6, Vote For 1							
	FOR	41	91.11%	81	78.64%	122	82.43%
	AGAINST	4	8.89%	22	21.36%	26	17.57%
	Cast Votes:	45	100.00%	103	99.04%	148	99.33%
	Over Votes:	0	0.00%	0	0.00%	0	0.00%
	Under Votes:	0	0.00%	1	0.96%	1	0.67%

Constitutional Amendment Election - PCT Report — Official
FORT BEND COUNTY, TEXAS — SPECIAL AND GENERAL ELECTION_ — November 07, 2017

Page 276 of 304

11/13/2017 05:26 PM

Total Number of Voters : 27,789 of 411,305 = 6.76%

Precincts Reporting 152 of 152 = 100.00%

Party	Candidate	Early		Election		Total	
Precinct 4107 (Ballots Cast: 149)							
STATE OF TEXAS PROPOSITION 7, Vote For 1							
	FOR	26	59.09%	57	56.44%	83	57.24%
	AGAINST	18	40.91%	44	43.56%	62	42.76%
	Cast Votes:	44	97.78%	101	97.12%	145	97.32%
	Over Votes:	0	0.00%	0	0.00%	0	0.00%
	Under Votes:	1	2.22%	3	2.88%	4	2.68%

Constitutional Amendment Election - PCT Report — Official

FORT BEND COUNTY, TEXAS — SPECIAL AND GENERAL ELECTION_ — November 07, 2017

Page 277 of 304

11/13/2017 05:26 PM

Total Number of Voters : 27,789 of 411,305 = 6.76%

Precincts Reporting 152 of 152 = 100.00%

Party	Candidate	Early		Election		Total	
Precinct 4110 (Ballots Cast: 117)							
STATE OF TEXAS PROPOSITION 1, Vote For 1							
	FOR	45	93.75%	63	91.30%	108	92.31%
	AGAINST	3	6.25%	6	8.70%	9	7.69%
	Cast Votes:	48	100.00%	69	100.00%	117	100.00%
	Over Votes:	0	0.00%	0	0.00%	0	0.00%
	Under Votes:	0	0.00%	0	0.00%	0	0.00%
STATE OF TEXAS PROPOSITION 2, Vote For 1							
	FOR	30	62.50%	50	73.53%	80	68.97%
	AGAINST	18	37.50%	18	26.47%	36	31.03%
	Cast Votes:	48	100.00%	68	98.55%	116	99.15%
	Over Votes:	0	0.00%	0	0.00%	0	0.00%
	Under Votes:	0	0.00%	1	1.45%	1	0.85%
STATE OF TEXAS PROPOSITION 3, Vote For 1							
	FOR	36	76.60%	57	83.82%	93	80.87%
	AGAINST	11	23.40%	11	16.18%	22	19.13%
	Cast Votes:	47	97.92%	68	98.55%	115	98.29%
	Over Votes:	0	0.00%	0	0.00%	0	0.00%
	Under Votes:	1	2.08%	1	1.45%	2	1.71%
STATE OF TEXAS PROPOSITION 4, Vote For 1							
	FOR	33	71.74%	44	65.67%	77	68.14%
	AGAINST	13	28.26%	23	34.33%	36	31.86%
	Cast Votes:	46	95.83%	67	97.10%	113	96.58%
	Over Votes:	0	0.00%	0	0.00%	0	0.00%
	Under Votes:	2	4.17%	2	2.90%	4	3.42%
STATE OF TEXAS PROPOSITION 5, Vote For 1							
	FOR	29	61.70%	36	52.17%	65	56.03%
	AGAINST	18	38.30%	33	47.83%	51	43.97%
	Cast Votes:	47	97.92%	69	100.00%	116	99.15%
	Over Votes:	0	0.00%	0	0.00%	0	0.00%
	Under Votes:	1	2.08%	0	0.00%	1	0.85%
STATE OF TEXAS PROPOSITION 6, Vote For 1							
	FOR	39	81.25%	58	85.29%	97	83.62%
	AGAINST	9	18.75%	10	14.71%	19	16.38%
	Cast Votes:	48	100.00%	68	98.55%	116	99.15%
	Over Votes:	0	0.00%	0	0.00%	0	0.00%
	Under Votes:	0	0.00%	1	1.45%	1	0.85%

Constitutional Amendment Election - PCT Report — Official
FORT BEND COUNTY, TEXAS — SPECIAL AND GENERAL ELECTION_ — November 07, 2017

Page 278 of 304

11/13/2017 05:26 PM

Total Number of Voters : 27,789 of 411,305 = 6.76%

Precincts Reporting 152 of 152 = 100.00%

Party	Candidate	Early		Election		Total	
Precinct 4110 (Ballots Cast: 117)							
STATE OF TEXAS PROPOSITION 7, Vote For 1							
	FOR	29	60.42%	36	52.94%	65	56.03%
	AGAINST	19	39.58%	32	47.06%	51	43.97%
	Cast Votes:	48	100.00%	68	98.55%	116	99.15%
	Over Votes:	0	0.00%	0	0.00%	0	0.00%
	Under Votes:	0	0.00%	1	1.45%	1	0.85%

Constitutional Amendment Election - PCT Report — Official

FORT BEND COUNTY, TEXAS — SPECIAL AND GENERAL ELECTION_ — November 07, 2017

Page 279 of 304

11/13/2017 05:26 PM

Total Number of Voters : 27,789 of 411,305 = 6.76%

Precincts Reporting 152 of 152 = 100.00%

Party	Candidate	Early		Election		Total	
Precinct 4111 (Ballots Cast: 65)							
STATE OF TEXAS PROPOSITION 1, Vote For 1							
	FOR	22	95.65%	38	90.48%	60	92.31%
	AGAINST	1	4.35%	4	9.52%	5	7.69%
	Cast Votes:	23	100.00%	42	100.00%	65	100.00%
	Over Votes:	0	0.00%	0	0.00%	0	0.00%
	Under Votes:	0	0.00%	0	0.00%	0	0.00%
STATE OF TEXAS PROPOSITION 2, Vote For 1							
	FOR	18	81.82%	32	76.19%	50	78.13%
	AGAINST	4	18.18%	10	23.81%	14	21.88%
	Cast Votes:	22	95.65%	42	100.00%	64	98.46%
	Over Votes:	0	0.00%	0	0.00%	0	0.00%
	Under Votes:	1	4.35%	0	0.00%	1	1.54%
STATE OF TEXAS PROPOSITION 3, Vote For 1							
	FOR	20	86.96%	36	87.80%	56	87.50%
	AGAINST	3	13.04%	5	12.20%	8	12.50%
	Cast Votes:	23	100.00%	41	97.62%	64	98.46%
	Over Votes:	0	0.00%	0	0.00%	0	0.00%
	Under Votes:	0	0.00%	1	2.38%	1	1.54%
STATE OF TEXAS PROPOSITION 4, Vote For 1							
	FOR	19	86.36%	29	69.05%	48	75.00%
	AGAINST	3	13.64%	13	30.95%	16	25.00%
	Cast Votes:	22	95.65%	42	100.00%	64	98.46%
	Over Votes:	0	0.00%	0	0.00%	0	0.00%
	Under Votes:	1	4.35%	0	0.00%	1	1.54%
STATE OF TEXAS PROPOSITION 5, Vote For 1							
	FOR	16	72.73%	26	63.41%	42	66.67%
	AGAINST	6	27.27%	15	36.59%	21	33.33%
	Cast Votes:	22	95.65%	41	97.62%	63	96.92%
	Over Votes:	0	0.00%	0	0.00%	0	0.00%
	Under Votes:	1	4.35%	1	2.38%	2	3.08%
STATE OF TEXAS PROPOSITION 6, Vote For 1							
	FOR	23	100.00%	37	88.10%	60	92.31%
	AGAINST	0	0.00%	5	11.90%	5	7.69%
	Cast Votes:	23	100.00%	42	100.00%	65	100.00%
	Over Votes:	0	0.00%	0	0.00%	0	0.00%
	Under Votes:	0	0.00%	0	0.00%	0	0.00%

Constitutional Amendment Election - PCT Report — Official
FORT BEND COUNTY, TEXAS — SPECIAL AND GENERAL ELECTION_ — November 07, 2017

Page 280 of 304

11/13/2017 05:26 PM

Total Number of Voters : 27,789 of 411,305 = 6.76%

Precincts Reporting 152 of 152 = 100.00%

Party	Candidate	Early		Election		Total	
Precinct 4111 (Ballots Cast: 65)							
STATE OF TEXAS PROPOSITION 7, Vote For 1							
	FOR	12	54.55%	29	69.05%	41	64.06%
	AGAINST	10	45.45%	13	30.95%	23	35.94%
	Cast Votes:	22	95.65%	42	100.00%	64	98.46%
	Over Votes:	0	0.00%	0	0.00%	0	0.00%
	Under Votes:	1	4.35%	0	0.00%	1	1.54%

Constitutional Amendment Election - PCT Report — Official

FORT BEND COUNTY, TEXAS — SPECIAL AND GENERAL ELECTION_ — November 07, 2017

Page 281 of 304

11/13/2017 05:26 PM

Total Number of Voters : 27,789 of 411,305 = 6.76%

Precincts Reporting 152 of 152 = 100.00%

Party	Candidate	Early		Election		Total	
Precinct 4117 (Ballots Cast: 133)							
STATE OF TEXAS PROPOSITION 1, Vote For 1							
	FOR	31	93.94%	84	87.50%	115	89.15%
	AGAINST	2	6.06%	12	12.50%	14	10.85%
	Cast Votes:	33	100.00%	96	96.00%	129	96.99%
	Over Votes:	0	0.00%	0	0.00%	0	0.00%
	Under Votes:	0	0.00%	4	4.00%	4	3.01%
STATE OF TEXAS PROPOSITION 2, Vote For 1							
	FOR	21	63.64%	73	76.84%	94	73.44%
	AGAINST	12	36.36%	22	23.16%	34	26.56%
	Cast Votes:	33	100.00%	95	95.00%	128	96.24%
	Over Votes:	0	0.00%	0	0.00%	0	0.00%
	Under Votes:	0	0.00%	5	5.00%	5	3.76%
STATE OF TEXAS PROPOSITION 3, Vote For 1							
	FOR	29	87.88%	84	89.36%	113	88.98%
	AGAINST	4	12.12%	10	10.64%	14	11.02%
	Cast Votes:	33	100.00%	94	94.00%	127	95.49%
	Over Votes:	0	0.00%	0	0.00%	0	0.00%
	Under Votes:	0	0.00%	6	6.00%	6	4.51%
STATE OF TEXAS PROPOSITION 4, Vote For 1							
	FOR	19	57.58%	65	67.71%	84	65.12%
	AGAINST	14	42.42%	31	32.29%	45	34.88%
	Cast Votes:	33	100.00%	96	96.00%	129	96.99%
	Over Votes:	0	0.00%	0	0.00%	0	0.00%
	Under Votes:	0	0.00%	4	4.00%	4	3.01%
STATE OF TEXAS PROPOSITION 5, Vote For 1							
	FOR	21	65.63%	65	69.89%	86	68.80%
	AGAINST	11	34.38%	28	30.11%	39	31.20%
	Cast Votes:	32	96.97%	93	93.00%	125	93.98%
	Over Votes:	0	0.00%	0	0.00%	0	0.00%
	Under Votes:	1	3.03%	7	7.00%	8	6.02%
STATE OF TEXAS PROPOSITION 6, Vote For 1							
	FOR	28	84.85%	86	88.66%	114	87.69%
	AGAINST	5	15.15%	11	11.34%	16	12.31%
	Cast Votes:	33	100.00%	97	97.00%	130	97.74%
	Over Votes:	0	0.00%	0	0.00%	0	0.00%
	Under Votes:	0	0.00%	3	3.00%	3	2.26%

Constitutional Amendment Election - PCT Report — Official
FORT BEND COUNTY, TEXAS — SPECIAL AND GENERAL ELECTION_ — November 07, 2017

Page 282 of 304

11/13/2017 05:26 PM

Total Number of Voters : 27,789 of 411,305 = 6.76%

Precincts Reporting 152 of 152 = 100.00%

Party	Candidate	Early		Election		Total	
Precinct 4117 (Ballots Cast: 133)							
STATE OF TEXAS PROPOSITION 7, Vote For 1							
	FOR	17	53.13%	77	81.05%	94	74.02%
	AGAINST	15	46.88%	18	18.95%	33	25.98%
	Cast Votes:	32	96.97%	95	95.00%	127	95.49%
	Over Votes:	0	0.00%	0	0.00%	0	0.00%
	Under Votes:	1	3.03%	5	5.00%	6	4.51%

Constitutional Amendment Election - PCT Report — Official

FORT BEND COUNTY, TEXAS — SPECIAL AND GENERAL ELECTION_ — November 07, 2017

Page 283 of 304

11/13/2017 05:26 PM

Total Number of Voters : 27,789 of 411,305 = 6.76%

Precincts Reporting 152 of 152 = 100.00%

Party	Candidate	Early		Election		Total	
Precinct 4119 (Ballots Cast: 187)							
STATE OF TEXAS PROPOSITION 1, Vote For 1							
	FOR	43	76.79%	117	90.00%	160	86.02%
	AGAINST	13	23.21%	13	10.00%	26	13.98%
	Cast Votes:	56	100.00%	130	99.24%	186	99.47%
	Over Votes:	0	0.00%	0	0.00%	0	0.00%
	Under Votes:	0	0.00%	1	0.76%	1	0.53%
STATE OF TEXAS PROPOSITION 2, Vote For 1							
	FOR	28	50.00%	68	52.31%	96	51.61%
	AGAINST	28	50.00%	62	47.69%	90	48.39%
	Cast Votes:	56	100.00%	130	99.24%	186	99.47%
	Over Votes:	0	0.00%	0	0.00%	0	0.00%
	Under Votes:	0	0.00%	1	0.76%	1	0.53%
STATE OF TEXAS PROPOSITION 3, Vote For 1							
	FOR	39	69.64%	92	73.02%	131	71.98%
	AGAINST	17	30.36%	34	26.98%	51	28.02%
	Cast Votes:	56	100.00%	126	96.18%	182	97.33%
	Over Votes:	0	0.00%	0	0.00%	0	0.00%
	Under Votes:	0	0.00%	5	3.82%	5	2.67%
STATE OF TEXAS PROPOSITION 4, Vote For 1							
	FOR	35	62.50%	70	55.56%	105	57.69%
	AGAINST	21	37.50%	56	44.44%	77	42.31%
	Cast Votes:	56	100.00%	126	96.18%	182	97.33%
	Over Votes:	0	0.00%	0	0.00%	0	0.00%
	Under Votes:	0	0.00%	5	3.82%	5	2.67%
STATE OF TEXAS PROPOSITION 5, Vote For 1							
	FOR	31	55.36%	68	53.13%	99	53.80%
	AGAINST	25	44.64%	60	46.88%	85	46.20%
	Cast Votes:	56	100.00%	128	97.71%	184	98.40%
	Over Votes:	0	0.00%	0	0.00%	0	0.00%
	Under Votes:	0	0.00%	3	2.29%	3	1.60%
STATE OF TEXAS PROPOSITION 6, Vote For 1							
	FOR	41	73.21%	112	86.15%	153	82.26%
	AGAINST	15	26.79%	18	13.85%	33	17.74%
	Cast Votes:	56	100.00%	130	99.24%	186	99.47%
	Over Votes:	0	0.00%	0	0.00%	0	0.00%
	Under Votes:	0	0.00%	1	0.76%	1	0.53%

Constitutional Amendment Election - PCT Report — Official
FORT BEND COUNTY, TEXAS — SPECIAL AND GENERAL ELECTION_ — November 07, 2017

Page 284 of 304

11/13/2017 05:26 PM

Total Number of Voters : 27,789 of 411,305 = 6.76%

Precincts Reporting 152 of 152 = 100.00%

Party	Candidate	Early		Election		Total	
Precinct 4119 (Ballots Cast: 187)							
STATE OF TEXAS PROPOSITION 7, Vote For 1							
	FOR	27	48.21%	60	47.24%	87	47.54%
	AGAINST	29	51.79%	67	52.76%	96	52.46%
	Cast Votes:	56	100.00%	127	96.95%	183	97.86%
	Over Votes:	0	0.00%	0	0.00%	0	0.00%
	Under Votes:	0	0.00%	4	3.05%	4	2.14%

Constitutional Amendment Election - PCT Report — Official

FORT BEND COUNTY, TEXAS — SPECIAL AND GENERAL ELECTION_ — November 07, 2017

Page 285 of 304

11/13/2017 05:26 PM

Total Number of Voters : 27,789 of 411,305 = 6.76%

Precincts Reporting 152 of 152 = 100.00%

Party	Candidate	Early		Election		Total	
Precinct 4121 (Ballots Cast: 23)							
STATE OF TEXAS PROPOSITION 1, Vote For 1							
	FOR	4	100.00%	16	84.21%	20	86.96%
	AGAINST	0	0.00%	3	15.79%	3	13.04%
	Cast Votes:	4	100.00%	19	100.00%	23	100.00%
	Over Votes:	0	0.00%	0	0.00%	0	0.00%
	Under Votes:	0	0.00%	0	0.00%	0	0.00%
STATE OF TEXAS PROPOSITION 2, Vote For 1							
	FOR	4	100.00%	13	68.42%	17	73.91%
	AGAINST	0	0.00%	6	31.58%	6	26.09%
	Cast Votes:	4	100.00%	19	100.00%	23	100.00%
	Over Votes:	0	0.00%	0	0.00%	0	0.00%
	Under Votes:	0	0.00%	0	0.00%	0	0.00%
STATE OF TEXAS PROPOSITION 3, Vote For 1							
	FOR	3	75.00%	13	68.42%	16	69.57%
	AGAINST	1	25.00%	6	31.58%	7	30.43%
	Cast Votes:	4	100.00%	19	100.00%	23	100.00%
	Over Votes:	0	0.00%	0	0.00%	0	0.00%
	Under Votes:	0	0.00%	0	0.00%	0	0.00%
STATE OF TEXAS PROPOSITION 4, Vote For 1							
	FOR	3	75.00%	9	47.37%	12	52.17%
	AGAINST	1	25.00%	10	52.63%	11	47.83%
	Cast Votes:	4	100.00%	19	100.00%	23	100.00%
	Over Votes:	0	0.00%	0	0.00%	0	0.00%
	Under Votes:	0	0.00%	0	0.00%	0	0.00%
STATE OF TEXAS PROPOSITION 5, Vote For 1							
	FOR	3	75.00%	12	63.16%	15	65.22%
	AGAINST	1	25.00%	7	36.84%	8	34.78%
	Cast Votes:	4	100.00%	19	100.00%	23	100.00%
	Over Votes:	0	0.00%	0	0.00%	0	0.00%
	Under Votes:	0	0.00%	0	0.00%	0	0.00%
STATE OF TEXAS PROPOSITION 6, Vote For 1							
	FOR	4	100.00%	17	89.47%	21	91.30%
	AGAINST	0	0.00%	2	10.53%	2	8.70%
	Cast Votes:	4	100.00%	19	100.00%	23	100.00%
	Over Votes:	0	0.00%	0	0.00%	0	0.00%
	Under Votes:	0	0.00%	0	0.00%	0	0.00%

Constitutional Amendment Election - PCT Report — Official
FORT BEND COUNTY, TEXAS — SPECIAL AND GENERAL ELECTION_ — November 07, 2017

Page 286 of 304

11/13/2017 05:26 PM

Total Number of Voters : 27,789 of 411,305 = 6.76%

Precincts Reporting 152 of 152 = 100.00%

Party	Candidate	Early		Election		Total	
Precinct 4121 (Ballots Cast: 23)							
STATE OF TEXAS PROPOSITION 7, Vote For 1							
	FOR	4	100.00%	12	63.16%	16	69.57%
	AGAINST	0	0.00%	7	36.84%	7	30.43%
	Cast Votes:	4	100.00%	19	100.00%	23	100.00%
	Over Votes:	0	0.00%	0	0.00%	0	0.00%
	Under Votes:	0	0.00%	0	0.00%	0	0.00%

Constitutional Amendment Election - PCT Report — Official

FORT BEND COUNTY, TEXAS — SPECIAL AND GENERAL ELECTION_ — November 07, 2017

Page 287 of 304

11/13/2017 05:26 PM

Total Number of Voters : 27,789 of 411,305 = 6.76%

Precincts Reporting 152 of 152 = 100.00%

Party	Candidate	Early		Election		Total	
Precinct 4124 (Ballots Cast: 119)							
STATE OF TEXAS PROPOSITION 1, Vote For 1							
	FOR	48	90.57%	57	89.06%	105	89.74%
	AGAINST	5	9.43%	7	10.94%	12	10.26%
	Cast Votes:	53	100.00%	64	96.97%	117	98.32%
	Over Votes:	0	0.00%	0	0.00%	0	0.00%
	Under Votes:	0	0.00%	2	3.03%	2	1.68%
STATE OF TEXAS PROPOSITION 2, Vote For 1							
	FOR	37	69.81%	51	77.27%	88	73.95%
	AGAINST	16	30.19%	15	22.73%	31	26.05%
	Cast Votes:	53	100.00%	66	100.00%	119	100.00%
	Over Votes:	0	0.00%	0	0.00%	0	0.00%
	Under Votes:	0	0.00%	0	0.00%	0	0.00%
STATE OF TEXAS PROPOSITION 3, Vote For 1							
	FOR	47	90.38%	60	92.31%	107	91.45%
	AGAINST	5	9.62%	5	7.69%	10	8.55%
	Cast Votes:	52	98.11%	65	98.48%	117	98.32%
	Over Votes:	0	0.00%	0	0.00%	0	0.00%
	Under Votes:	1	1.89%	1	1.52%	2	1.68%
STATE OF TEXAS PROPOSITION 4, Vote For 1							
	FOR	40	75.47%	44	66.67%	84	70.59%
	AGAINST	13	24.53%	22	33.33%	35	29.41%
	Cast Votes:	53	100.00%	66	100.00%	119	100.00%
	Over Votes:	0	0.00%	0	0.00%	0	0.00%
	Under Votes:	0	0.00%	0	0.00%	0	0.00%
STATE OF TEXAS PROPOSITION 5, Vote For 1							
	FOR	36	67.92%	48	73.85%	84	71.19%
	AGAINST	17	32.08%	17	26.15%	34	28.81%
	Cast Votes:	53	100.00%	65	98.48%	118	99.16%
	Over Votes:	0	0.00%	0	0.00%	0	0.00%
	Under Votes:	0	0.00%	1	1.52%	1	0.84%
STATE OF TEXAS PROPOSITION 6, Vote For 1							
	FOR	46	88.46%	60	90.91%	106	89.83%
	AGAINST	6	11.54%	6	9.09%	12	10.17%
	Cast Votes:	52	98.11%	66	100.00%	118	99.16%
	Over Votes:	0	0.00%	0	0.00%	0	0.00%
	Under Votes:	1	1.89%	0	0.00%	1	0.84%

Constitutional Amendment Election - PCT Report — Official
FORT BEND COUNTY, TEXAS — SPECIAL AND GENERAL ELECTION_ — November 07, 2017

Page 288 of 304

11/13/2017 05:26 PM

Total Number of Voters : 27,789 of 411,305 = 6.76%

Precincts Reporting 152 of 152 = 100.00%

Party	Candidate	Early		Election		Total	
Precinct 4124 (Ballots Cast: 119)							
STATE OF TEXAS PROPOSITION 7, Vote For 1							
	FOR	28	52.83%	46	69.70%	74	62.18%
	AGAINST	25	47.17%	20	30.30%	45	37.82%
	Cast Votes:	53	100.00%	66	100.00%	119	100.00%
	Over Votes:	0	0.00%	0	0.00%	0	0.00%
	Under Votes:	0	0.00%	0	0.00%	0	0.00%

Constitutional Amendment Election - PCT Report — Official

FORT BEND COUNTY, TEXAS — SPECIAL AND GENERAL ELECTION_ — November 07, 2017

Page 289 of 304

11/13/2017 05:26 PM

Total Number of Voters : 27,789 of 411,305 = 6.76%

Precincts Reporting 152 of 152 = 100.00%

Party	Candidate	Early		Election		Total	
Precinct 4125 (Ballots Cast: 99)							
STATE OF TEXAS PROPOSITION 1, Vote For 1							
	FOR	25	92.59%	62	88.57%	87	89.69%
	AGAINST	2	7.41%	8	11.43%	10	10.31%
	Cast Votes:	27	100.00%	70	97.22%	97	97.98%
	Over Votes:	0	0.00%	0	0.00%	0	0.00%
	Under Votes:	0	0.00%	2	2.78%	2	2.02%
STATE OF TEXAS PROPOSITION 2, Vote For 1							
	FOR	15	55.56%	50	72.46%	65	67.71%
	AGAINST	12	44.44%	19	27.54%	31	32.29%
	Cast Votes:	27	100.00%	69	95.83%	96	96.97%
	Over Votes:	0	0.00%	0	0.00%	0	0.00%
	Under Votes:	0	0.00%	3	4.17%	3	3.03%
STATE OF TEXAS PROPOSITION 3, Vote For 1							
	FOR	23	85.19%	58	84.06%	81	84.38%
	AGAINST	4	14.81%	11	15.94%	15	15.63%
	Cast Votes:	27	100.00%	69	95.83%	96	96.97%
	Over Votes:	0	0.00%	0	0.00%	0	0.00%
	Under Votes:	0	0.00%	3	4.17%	3	3.03%
STATE OF TEXAS PROPOSITION 4, Vote For 1							
	FOR	14	53.85%	45	65.22%	59	62.11%
	AGAINST	12	46.15%	24	34.78%	36	37.89%
	Cast Votes:	26	96.30%	69	95.83%	95	95.96%
	Over Votes:	0	0.00%	0	0.00%	0	0.00%
	Under Votes:	1	3.70%	3	4.17%	4	4.04%
STATE OF TEXAS PROPOSITION 5, Vote For 1							
	FOR	18	69.23%	43	64.18%	61	65.59%
	AGAINST	8	30.77%	24	35.82%	32	34.41%
	Cast Votes:	26	96.30%	67	93.06%	93	93.94%
	Over Votes:	0	0.00%	0	0.00%	0	0.00%
	Under Votes:	1	3.70%	5	6.94%	6	6.06%
STATE OF TEXAS PROPOSITION 6, Vote For 1							
	FOR	25	92.59%	63	90.00%	88	90.72%
	AGAINST	2	7.41%	7	10.00%	9	9.28%
	Cast Votes:	27	100.00%	70	97.22%	97	97.98%
	Over Votes:	0	0.00%	0	0.00%	0	0.00%
	Under Votes:	0	0.00%	2	2.78%	2	2.02%

Constitutional Amendment Election - PCT Report — Official
FORT BEND COUNTY, TEXAS — SPECIAL AND GENERAL ELECTION_ — November 07, 2017

Page 290 of 304

11/13/2017 05:26 PM

Total Number of Voters : 27,789 of 411,305 = 6.76%

Precincts Reporting 152 of 152 = 100.00%

Party	Candidate	Early		Election		Total	
Precinct 4125 (Ballots Cast: 99)							
STATE OF TEXAS PROPOSITION 7, Vote For 1							
	FOR	15	57.69%	41	60.29%	56	59.57%
	AGAINST	11	42.31%	27	39.71%	38	40.43%
	Cast Votes:	26	96.30%	68	94.44%	94	94.95%
	Over Votes:	0	0.00%	0	0.00%	0	0.00%
	Under Votes:	1	3.70%	4	5.56%	5	5.05%

Constitutional Amendment Election - PCT Report — Official

FORT BEND COUNTY, TEXAS — SPECIAL AND GENERAL ELECTION_ — November 07, 2017

Page 291 of 304

11/13/2017 05:26 PM

Total Number of Voters : 27,789 of 411,305 = 6.76%

Precincts Reporting 152 of 152 = 100.00%

Party	Candidate	Early		Election		Total	
Precinct 4126 (Ballots Cast: 116)							
STATE OF TEXAS PROPOSITION 1, Vote For 1							
	FOR	23	95.83%	78	85.71%	101	87.83%
	AGAINST	1	4.17%	13	14.29%	14	12.17%
	Cast Votes:	24	100.00%	91	98.91%	115	99.14%
	Over Votes:	0	0.00%	0	0.00%	0	0.00%
	Under Votes:	0	0.00%	1	1.09%	1	0.86%
STATE OF TEXAS PROPOSITION 2, Vote For 1							
	FOR	21	91.30%	65	72.22%	86	76.11%
	AGAINST	2	8.70%	25	27.78%	27	23.89%
	Cast Votes:	23	95.83%	90	97.83%	113	97.41%
	Over Votes:	0	0.00%	0	0.00%	0	0.00%
	Under Votes:	1	4.17%	2	2.17%	3	2.59%
STATE OF TEXAS PROPOSITION 3, Vote For 1							
	FOR	20	83.33%	76	84.44%	96	84.21%
	AGAINST	4	16.67%	14	15.56%	18	15.79%
	Cast Votes:	24	100.00%	90	97.83%	114	98.28%
	Over Votes:	0	0.00%	0	0.00%	0	0.00%
	Under Votes:	0	0.00%	2	2.17%	2	1.72%
STATE OF TEXAS PROPOSITION 4, Vote For 1							
	FOR	14	60.87%	57	61.96%	71	61.74%
	AGAINST	9	39.13%	35	38.04%	44	38.26%
	Cast Votes:	23	95.83%	92	100.00%	115	99.14%
	Over Votes:	0	0.00%	0	0.00%	0	0.00%
	Under Votes:	1	4.17%	0	0.00%	1	0.86%
STATE OF TEXAS PROPOSITION 5, Vote For 1							
	FOR	14	60.87%	62	68.89%	76	67.26%
	AGAINST	9	39.13%	28	31.11%	37	32.74%
	Cast Votes:	23	95.83%	90	97.83%	113	97.41%
	Over Votes:	0	0.00%	0	0.00%	0	0.00%
	Under Votes:	1	4.17%	2	2.17%	3	2.59%
STATE OF TEXAS PROPOSITION 6, Vote For 1							
	FOR	21	87.50%	78	85.71%	99	86.09%
	AGAINST	3	12.50%	13	14.29%	16	13.91%
	Cast Votes:	24	100.00%	91	98.91%	115	99.14%
	Over Votes:	0	0.00%	0	0.00%	0	0.00%
	Under Votes:	0	0.00%	1	1.09%	1	0.86%

Constitutional Amendment Election - PCT Report — Official
FORT BEND COUNTY, TEXAS — SPECIAL AND GENERAL ELECTION_ — November 07, 2017

Page 292 of 304

11/13/2017 05:26 PM

Total Number of Voters : 27,789 of 411,305 = 6.76%

Precincts Reporting 152 of 152 = 100.00%

Party	Candidate	Early		Election		Total	
Precinct 4126 (Ballots Cast: 116)							
STATE OF TEXAS PROPOSITION 7, Vote For 1							
	FOR	13	54.17%	59	64.84%	72	62.61%
	AGAINST	11	45.83%	32	35.16%	43	37.39%
	Cast Votes:	24	100.00%	91	98.91%	115	99.14%
	Over Votes:	0	0.00%	0	0.00%	0	0.00%
	Under Votes:	0	0.00%	1	1.09%	1	0.86%

Constitutional Amendment Election - PCT Report — Official

FORT BEND COUNTY, TEXAS — SPECIAL AND GENERAL ELECTION_ — November 07, 2017

Page 293 of 304

11/13/2017 05:26 PM

Total Number of Voters : 27,789 of 411,305 = 6.76%

Precincts Reporting 152 of 152 = 100.00%

Party	Candidate	Early		Election		Total	
Precinct 4127 (Ballots Cast: 216)							
STATE OF TEXAS PROPOSITION 1, Vote For 1							
	FOR	70	85.37%	106	85.48%	176	85.44%
	AGAINST	12	14.63%	18	14.52%	30	14.56%
	Cast Votes:	82	97.62%	124	93.94%	206	95.37%
	Over Votes:	0	0.00%	0	0.00%	0	0.00%
	Under Votes:	2	2.38%	8	6.06%	10	4.63%
STATE OF TEXAS PROPOSITION 2, Vote For 1							
	FOR	52	65.82%	80	66.67%	132	66.33%
	AGAINST	27	34.18%	40	33.33%	67	33.67%
	Cast Votes:	79	94.05%	120	90.91%	199	92.13%
	Over Votes:	0	0.00%	0	0.00%	0	0.00%
	Under Votes:	5	5.95%	12	9.09%	17	7.87%
STATE OF TEXAS PROPOSITION 3, Vote For 1							
	FOR	70	88.61%	103	84.43%	173	86.07%
	AGAINST	9	11.39%	19	15.57%	28	13.93%
	Cast Votes:	79	94.05%	122	92.42%	201	93.06%
	Over Votes:	0	0.00%	0	0.00%	0	0.00%
	Under Votes:	5	5.95%	10	7.58%	15	6.94%
STATE OF TEXAS PROPOSITION 4, Vote For 1							
	FOR	50	65.79%	79	66.95%	129	66.49%
	AGAINST	26	34.21%	39	33.05%	65	33.51%
	Cast Votes:	76	90.48%	118	89.39%	194	89.81%
	Over Votes:	0	0.00%	0	0.00%	0	0.00%
	Under Votes:	8	9.52%	14	10.61%	22	10.19%
STATE OF TEXAS PROPOSITION 5, Vote For 1							
	FOR	50	64.10%	77	65.25%	127	64.80%
	AGAINST	28	35.90%	41	34.75%	69	35.20%
	Cast Votes:	78	92.86%	118	89.39%	196	90.74%
	Over Votes:	0	0.00%	0	0.00%	0	0.00%
	Under Votes:	6	7.14%	14	10.61%	20	9.26%
STATE OF TEXAS PROPOSITION 6, Vote For 1							
	FOR	68	83.95%	105	85.37%	173	84.80%
	AGAINST	13	16.05%	18	14.63%	31	15.20%
	Cast Votes:	81	96.43%	123	93.18%	204	94.44%
	Over Votes:	0	0.00%	0	0.00%	0	0.00%
	Under Votes:	3	3.57%	9	6.82%	12	5.56%

Constitutional Amendment Election - PCT Report — Official
FORT BEND COUNTY, TEXAS — SPECIAL AND GENERAL ELECTION_ — November 07, 2017

Page 294 of 304

11/13/2017 05:26 PM

Total Number of Voters : 27,789 of 411,305 = 6.76%

Precincts Reporting 152 of 152 = 100.00%

Party	Candidate	Early		Election		Total	
Precinct 4127 (Ballots Cast: 216)							
STATE OF TEXAS PROPOSITION 7, Vote For 1							
	FOR	55	69.62%	78	65.00%	133	66.83%
	AGAINST	24	30.38%	42	35.00%	66	33.17%
	Cast Votes:	79	94.05%	120	90.91%	199	92.13%
	Over Votes:	0	0.00%	0	0.00%	0	0.00%
	Under Votes:	5	5.95%	12	9.09%	17	7.87%

Constitutional Amendment Election - PCT Report — Official

FORT BEND COUNTY, TEXAS — SPECIAL AND GENERAL ELECTION_ — November 07, 2017

Page 295 of 304

11/13/2017 05:26 PM

Total Number of Voters : 27,789 of 411,305 = 6.76%

Precincts Reporting 152 of 152 = 100.00%

Party	Candidate	Early		Election		Total	
Precinct 4129 (Ballots Cast: 322)							
STATE OF TEXAS PROPOSITION 1, Vote For 1							
	FOR	73	90.12%	202	85.96%	275	87.03%
	AGAINST	8	9.88%	33	14.04%	41	12.97%
	Cast Votes:	81	98.78%	235	97.92%	316	98.14%
	Over Votes:	0	0.00%	0	0.00%	0	0.00%
	Under Votes:	1	1.22%	5	2.08%	6	1.86%
STATE OF TEXAS PROPOSITION 2, Vote For 1							
	FOR	52	65.00%	143	61.11%	195	62.10%
	AGAINST	28	35.00%	91	38.89%	119	37.90%
	Cast Votes:	80	97.56%	234	97.50%	314	97.52%
	Over Votes:	0	0.00%	0	0.00%	0	0.00%
	Under Votes:	2	2.44%	6	2.50%	8	2.48%
STATE OF TEXAS PROPOSITION 3, Vote For 1							
	FOR	67	81.71%	184	78.97%	251	79.68%
	AGAINST	15	18.29%	49	21.03%	64	20.32%
	Cast Votes:	82	100.00%	233	97.08%	315	97.83%
	Over Votes:	0	0.00%	0	0.00%	0	0.00%
	Under Votes:	0	0.00%	7	2.92%	7	2.17%
STATE OF TEXAS PROPOSITION 4, Vote For 1							
	FOR	56	71.79%	149	65.07%	205	66.78%
	AGAINST	22	28.21%	80	34.93%	102	33.22%
	Cast Votes:	78	95.12%	229	95.42%	307	95.34%
	Over Votes:	0	0.00%	0	0.00%	0	0.00%
	Under Votes:	4	4.88%	11	4.58%	15	4.66%
STATE OF TEXAS PROPOSITION 5, Vote For 1							
	FOR	52	65.00%	143	62.72%	195	63.31%
	AGAINST	28	35.00%	85	37.28%	113	36.69%
	Cast Votes:	80	97.56%	228	95.00%	308	95.65%
	Over Votes:	0	0.00%	0	0.00%	0	0.00%
	Under Votes:	2	2.44%	12	5.00%	14	4.35%
STATE OF TEXAS PROPOSITION 6, Vote For 1							
	FOR	71	86.59%	207	87.34%	278	87.15%
	AGAINST	11	13.41%	30	12.66%	41	12.85%
	Cast Votes:	82	100.00%	237	98.75%	319	99.07%
	Over Votes:	0	0.00%	0	0.00%	0	0.00%
	Under Votes:	0	0.00%	3	1.25%	3	0.93%

Constitutional Amendment Election - PCT Report — Official
FORT BEND COUNTY, TEXAS — SPECIAL AND GENERAL ELECTION_ — November 07, 2017

Page 296 of 304

11/13/2017 05:26 PM

Total Number of Voters : 27,789 of 411,305 = 6.76%

Precincts Reporting 152 of 152 = 100.00%

Party	Candidate	Early		Election		Total	
Precinct 4129 (Ballots Cast: 322)							
STATE OF TEXAS PROPOSITION 7, Vote For 1							
	FOR	51	62.96%	142	62.01%	193	62.26%
	AGAINST	30	37.04%	87	37.99%	117	37.74%
	Cast Votes:	81	98.78%	229	95.42%	310	96.27%
	Over Votes:	0	0.00%	0	0.00%	0	0.00%
	Under Votes:	1	1.22%	11	4.58%	12	3.73%

Constitutional Amendment Election - PCT Report — Official

FORT BEND COUNTY, TEXAS — SPECIAL AND GENERAL ELECTION_ — November 07, 2017

Page 297 of 304

11/13/2017 05:26 PM

Total Number of Voters : 27,789 of 411,305 = 6.76%

Precincts Reporting 152 of 152 = 100.00%

Party	Candidate	Early		Election		Total	
Precinct 4131 (Ballots Cast: 138)							
STATE OF TEXAS PROPOSITION 1, Vote For 1							
	FOR	45	81.82%	78	95.12%	123	89.78%
	AGAINST	10	18.18%	4	4.88%	14	10.22%
	Cast Votes:	55	100.00%	82	98.80%	137	99.28%
	Over Votes:	0	0.00%	0	0.00%	0	0.00%
	Under Votes:	0	0.00%	1	1.20%	1	0.72%
STATE OF TEXAS PROPOSITION 2, Vote For 1							
	FOR	35	67.31%	58	72.50%	93	70.45%
	AGAINST	17	32.69%	22	27.50%	39	29.55%
	Cast Votes:	52	94.55%	80	96.39%	132	95.65%
	Over Votes:	0	0.00%	0	0.00%	0	0.00%
	Under Votes:	3	5.45%	3	3.61%	6	4.35%
STATE OF TEXAS PROPOSITION 3, Vote For 1							
	FOR	46	86.79%	64	79.01%	110	82.09%
	AGAINST	7	13.21%	17	20.99%	24	17.91%
	Cast Votes:	53	96.36%	81	97.59%	134	97.10%
	Over Votes:	0	0.00%	0	0.00%	0	0.00%
	Under Votes:	2	3.64%	2	2.41%	4	2.90%
STATE OF TEXAS PROPOSITION 4, Vote For 1							
	FOR	36	66.67%	56	68.29%	92	67.65%
	AGAINST	18	33.33%	26	31.71%	44	32.35%
	Cast Votes:	54	98.18%	82	98.80%	136	98.55%
	Over Votes:	0	0.00%	0	0.00%	0	0.00%
	Under Votes:	1	1.82%	1	1.20%	2	1.45%
STATE OF TEXAS PROPOSITION 5, Vote For 1							
	FOR	32	59.26%	43	55.84%	75	57.25%
	AGAINST	22	40.74%	34	44.16%	56	42.75%
	Cast Votes:	54	98.18%	77	92.77%	131	94.93%
	Over Votes:	0	0.00%	0	0.00%	0	0.00%
	Under Votes:	1	1.82%	6	7.23%	7	5.07%
STATE OF TEXAS PROPOSITION 6, Vote For 1							
	FOR	41	75.93%	76	91.57%	117	85.40%
	AGAINST	13	24.07%	7	8.43%	20	14.60%
	Cast Votes:	54	98.18%	83	100.00%	137	99.28%
	Over Votes:	0	0.00%	0	0.00%	0	0.00%
	Under Votes:	1	1.82%	0	0.00%	1	0.72%

Constitutional Amendment Election - PCT Report — Official
FORT BEND COUNTY, TEXAS — SPECIAL AND GENERAL ELECTION_ — November 07, 2017

Page 298 of 304

11/13/2017 05:26 PM

Total Number of Voters : 27,789 of 411,305 = 6.76%

Precincts Reporting 152 of 152 = 100.00%

Party	Candidate	Early		Election		Total	
Precinct 4131 (Ballots Cast: 138)							
STATE OF TEXAS PROPOSITION 7, Vote For 1							
	FOR	32	58.18%	50	60.24%	82	59.42%
	AGAINST	23	41.82%	33	39.76%	56	40.58%
	Cast Votes:	55	100.00%	83	100.00%	138	100.00%
	Over Votes:	0	0.00%	0	0.00%	0	0.00%
	Under Votes:	0	0.00%	0	0.00%	0	0.00%

Constitutional Amendment Election - PCT Report — Official

FORT BEND COUNTY, TEXAS — SPECIAL AND GENERAL ELECTION_ — November 07, 2017

Page 299 of 304

11/13/2017 05:26 PM

Total Number of Voters : 27,789 of 411,305 = 6.76%

Precincts Reporting 152 of 152 = 100.00%

Party	Candidate	Early		Election		Total	
Precinct 4135 (Ballots Cast: 261)							
STATE OF TEXAS PROPOSITION 1, Vote For 1							
	FOR	70	82.35%	150	85.71%	220	84.62%
	AGAINST	15	17.65%	25	14.29%	40	15.38%
	Cast Votes:	85	98.84%	175	100.00%	260	99.62%
	Over Votes:	0	0.00%	0	0.00%	0	0.00%
	Under Votes:	1	1.16%	0	0.00%	1	0.38%
STATE OF TEXAS PROPOSITION 2, Vote For 1							
	FOR	55	63.95%	107	62.21%	162	62.79%
	AGAINST	31	36.05%	65	37.79%	96	37.21%
	Cast Votes:	86	100.00%	172	98.29%	258	98.85%
	Over Votes:	0	0.00%	0	0.00%	0	0.00%
	Under Votes:	0	0.00%	3	1.71%	3	1.15%
STATE OF TEXAS PROPOSITION 3, Vote For 1							
	FOR	66	76.74%	139	81.76%	205	80.08%
	AGAINST	20	23.26%	31	18.24%	51	19.92%
	Cast Votes:	86	100.00%	170	97.14%	256	98.08%
	Over Votes:	0	0.00%	0	0.00%	0	0.00%
	Under Votes:	0	0.00%	5	2.86%	5	1.92%
STATE OF TEXAS PROPOSITION 4, Vote For 1							
	FOR	51	60.00%	96	56.47%	147	57.65%
	AGAINST	34	40.00%	74	43.53%	108	42.35%
	Cast Votes:	85	98.84%	170	97.14%	255	97.70%
	Over Votes:	0	0.00%	0	0.00%	0	0.00%
	Under Votes:	1	1.16%	5	2.86%	6	2.30%
STATE OF TEXAS PROPOSITION 5, Vote For 1							
	FOR	54	62.79%	104	61.54%	158	61.96%
	AGAINST	32	37.21%	65	38.46%	97	38.04%
	Cast Votes:	86	100.00%	169	96.57%	255	97.70%
	Over Votes:	0	0.00%	0	0.00%	0	0.00%
	Under Votes:	0	0.00%	6	3.43%	6	2.30%
STATE OF TEXAS PROPOSITION 6, Vote For 1							
	FOR	70	81.40%	151	87.79%	221	85.66%
	AGAINST	16	18.60%	21	12.21%	37	14.34%
	Cast Votes:	86	100.00%	172	98.29%	258	98.85%
	Over Votes:	0	0.00%	0	0.00%	0	0.00%
	Under Votes:	0	0.00%	3	1.71%	3	1.15%

Constitutional Amendment Election - PCT Report — Official
FORT BEND COUNTY, TEXAS — SPECIAL AND GENERAL ELECTION_ — November 07, 2017

Page 300 of 304

11/13/2017 05:26 PM

Total Number of Voters : 27,789 of 411,305 = 6.76%

Precincts Reporting 152 of 152 = 100.00%

Party	Candidate	Early		Election		Total	
Precinct 4135 (Ballots Cast: 261)							
STATE OF TEXAS PROPOSITION 7, Vote For 1							
	FOR	52	61.18%	107	62.21%	159	61.87%
	AGAINST	33	38.82%	65	37.79%	98	38.13%
	Cast Votes:	85	98.84%	172	98.29%	257	98.47%
	Over Votes:	0	0.00%	0	0.00%	0	0.00%
	Under Votes:	1	1.16%	3	1.71%	4	1.53%

Constitutional Amendment Election - PCT Report — Official

FORT BEND COUNTY, TEXAS — SPECIAL AND GENERAL ELECTION_ — November 07, 2017

Page 301 of 304

11/13/2017 05:26 PM

Total Number of Voters : 27,789 of 411,305 = 6.76%

Precincts Reporting 152 of 152 = 100.00%

Party	Candidate	Early		Election		Total	
Precinct 4140 (Ballots Cast: 198)							
STATE OF TEXAS PROPOSITION 1, Vote For 1							
	FOR	71	84.52%	95	85.59%	166	85.13%
	AGAINST	13	15.48%	16	14.41%	29	14.87%
	Cast Votes:	84	100.00%	111	97.37%	195	98.48%
	Over Votes:	0	0.00%	0	0.00%	0	0.00%
	Under Votes:	0	0.00%	3	2.63%	3	1.52%
STATE OF TEXAS PROPOSITION 2, Vote For 1							
	FOR	43	52.44%	75	67.57%	118	61.14%
	AGAINST	39	47.56%	36	32.43%	75	38.86%
	Cast Votes:	82	97.62%	111	97.37%	193	97.47%
	Over Votes:	0	0.00%	0	0.00%	0	0.00%
	Under Votes:	2	2.38%	3	2.63%	5	2.53%
STATE OF TEXAS PROPOSITION 3, Vote For 1							
	FOR	65	79.27%	92	84.40%	157	82.20%
	AGAINST	17	20.73%	17	15.60%	34	17.80%
	Cast Votes:	82	97.62%	109	95.61%	191	96.46%
	Over Votes:	0	0.00%	0	0.00%	0	0.00%
	Under Votes:	2	2.38%	5	4.39%	7	3.54%
STATE OF TEXAS PROPOSITION 4, Vote For 1							
	FOR	40	49.38%	76	69.09%	116	60.73%
	AGAINST	41	50.62%	34	30.91%	75	39.27%
	Cast Votes:	81	96.43%	110	96.49%	191	96.46%
	Over Votes:	0	0.00%	0	0.00%	0	0.00%
	Under Votes:	3	3.57%	4	3.51%	7	3.54%
STATE OF TEXAS PROPOSITION 5, Vote For 1							
	FOR	53	63.86%	65	61.32%	118	62.43%
	AGAINST	30	36.14%	41	38.68%	71	37.57%
	Cast Votes:	83	98.81%	106	92.98%	189	95.45%
	Over Votes:	0	0.00%	0	0.00%	0	0.00%
	Under Votes:	1	1.19%	8	7.02%	9	4.55%
STATE OF TEXAS PROPOSITION 6, Vote For 1							
	FOR	65	77.38%	85	76.58%	150	76.92%
	AGAINST	19	22.62%	26	23.42%	45	23.08%
	Cast Votes:	84	100.00%	111	97.37%	195	98.48%
	Over Votes:	0	0.00%	0	0.00%	0	0.00%
	Under Votes:	0	0.00%	3	2.63%	3	1.52%

Constitutional Amendment Election - PCT Report — Official
FORT BEND COUNTY, TEXAS — SPECIAL AND GENERAL ELECTION_ — November 07, 2017

Page 302 of 304

11/13/2017 05:26 PM

Total Number of Voters : 27,789 of 411,305 = 6.76%

Precincts Reporting 152 of 152 = 100.00%

Party	Candidate	Early		Election		Total	
Precinct 4140 (Ballots Cast: 198)							
STATE OF TEXAS PROPOSITION 7, Vote For 1							
	FOR	46	55.42%	72	65.45%	118	61.14%
	AGAINST	37	44.58%	38	34.55%	75	38.86%
	Cast Votes:	83	98.81%	110	96.49%	193	97.47%
	Over Votes:	0	0.00%	0	0.00%	0	0.00%
	Under Votes:	1	1.19%	4	3.51%	5	2.53%

Constitutional Amendment Election - PCT Report — Official

FORT BEND COUNTY, TEXAS — SPECIAL AND GENERAL ELECTION_ — November 07, 2017

Page 303 of 304

11/13/2017 05:26 PM

Total Number of Voters : 27,789 of 411,305 = 6.76%

Precincts Reporting 152 of 152 = 100.00%

Party	Candidate	Early		Election		Total	
Precinct 4147 (Ballots Cast: 80)							
STATE OF TEXAS PROPOSITION 1, Vote For 1							
	FOR	25	89.29%	39	76.47%	64	81.01%
	AGAINST	3	10.71%	12	23.53%	15	18.99%
	Cast Votes:	28	100.00%	51	98.08%	79	98.75%
	Over Votes:	0	0.00%	0	0.00%	0	0.00%
	Under Votes:	0	0.00%	1	1.92%	1	1.25%
STATE OF TEXAS PROPOSITION 2, Vote For 1							
	FOR	19	67.86%	32	64.00%	51	65.38%
	AGAINST	9	32.14%	18	36.00%	27	34.62%
	Cast Votes:	28	100.00%	50	96.15%	78	97.50%
	Over Votes:	0	0.00%	0	0.00%	0	0.00%
	Under Votes:	0	0.00%	2	3.85%	2	2.50%
STATE OF TEXAS PROPOSITION 3, Vote For 1							
	FOR	22	78.57%	41	78.85%	63	78.75%
	AGAINST	6	21.43%	11	21.15%	17	21.25%
	Cast Votes:	28	100.00%	52	100.00%	80	100.00%
	Over Votes:	0	0.00%	0	0.00%	0	0.00%
	Under Votes:	0	0.00%	0	0.00%	0	0.00%
STATE OF TEXAS PROPOSITION 4, Vote For 1							
	FOR	18	64.29%	23	44.23%	41	51.25%
	AGAINST	10	35.71%	29	55.77%	39	48.75%
	Cast Votes:	28	100.00%	52	100.00%	80	100.00%
	Over Votes:	0	0.00%	0	0.00%	0	0.00%
	Under Votes:	0	0.00%	0	0.00%	0	0.00%
STATE OF TEXAS PROPOSITION 5, Vote For 1							
	FOR	23	82.14%	39	78.00%	62	79.49%
	AGAINST	5	17.86%	11	22.00%	16	20.51%
	Cast Votes:	28	100.00%	50	96.15%	78	97.50%
	Over Votes:	0	0.00%	0	0.00%	0	0.00%
	Under Votes:	0	0.00%	2	3.85%	2	2.50%
STATE OF TEXAS PROPOSITION 6, Vote For 1							
	FOR	25	89.29%	42	80.77%	67	83.75%
	AGAINST	3	10.71%	10	19.23%	13	16.25%
	Cast Votes:	28	100.00%	52	100.00%	80	100.00%
	Over Votes:	0	0.00%	0	0.00%	0	0.00%
	Under Votes:	0	0.00%	0	0.00%	0	0.00%

Constitutional Amendment Election - PCT Report — Official
FORT BEND COUNTY, TEXAS — SPECIAL AND GENERAL ELECTION_ — November 07, 2017

Page 304 of 304

11/13/2017 05:26 PM

Total Number of Voters : 27,789 of 411,305 = 6.76%

Precincts Reporting 152 of 152 = 100.00%

Party	Candidate	Early		Election		Total	
Precinct 4147 (Ballots Cast: 80)							
STATE OF TEXAS PROPOSITION 7, Vote For 1							
	FOR	22	78.57%	35	70.00%	57	73.08%
	AGAINST	6	21.43%	15	30.00%	21	26.92%
	Cast Votes:	28	100.00%	50	96.15%	78	97.50%
	Over Votes:	0	0.00%	0	0.00%	0	0.00%
	Under Votes:	0	0.00%	2	3.85%	2	2.50%