

**Office of Elections Administration  
Fort Bend County, Texas**

*John Oldham*  
Elections Administrator

(281) 341-8670  
Fax (281) 341-4418

**CANVASS**

I, John Oldham, Elections Administrator for Fort Bend County Texas, do certify that the following are a true and accurate statement of the votes cast in the various precincts of Fort Bend County for the Special Election held on May 06, 2017 for the purpose of approving, or disapproving the creation of the Fort Bend County Assistance District No. 10.

Dated: May 9, 2017


A handwritten signature in black ink, appearing to read "J. Oldham", is written over a horizontal line.

John Oldham  
Elections Administrator  
Fort Bend County, Texas

## CANVASS OF SPECIAL ELECTION

On Tuesday, May 9, 2017 in Richmond, Texas, the following members of the Fort Bend County Commissioners Court, sitting as the canvassing board, met to canvass the results from the various precincts of Fort Bend County for the Special Election held on May 6, 2017 to approve or disapprove the creation of the Fort Bend County Assistance District No. 10.


We certify that the attached tabulation is the official results of the Special Election held in Fort Bend County, Texas on May 6, 2017.




County Judge



Commissioner



Commissioner



Commissioner



Commissioner



Attest: Laura Richard, County Clerk

**Fort Bend County Assistance District No. 10 - Canvass Report — Total Voters — Official  
Fort Bend County, Texas — GENERAL AND SPECIAL ELECTION — May 06, 2017**

Total Number of Voters : 11,094 of 321,210 = 3.45%

Precincts Reporting 138 of 138 = 100.00%

**Proposition 1 CAD 8**

Precinct	Early Ballots Cast	Election Ballots Cast	Total Ballots Cast	Registered Voters	Percent Turnout	FOR	AGAINST	Totals
3019	2	0	2	2	100.00%	2	0	2
<b>Totals</b>	2	0	2	2		2	0	2

**Fort Bend County Assistance District No. 10 - Cumulative Report — Official  
Fort Bend County, Texas — GENERAL AND SPECIAL ELECTION — May 06, 2017**

Total Number of Voters : 11,094 of 321,210 = 3.45%

Precincts Reporting 138 of 138 = 100.00%

Party	Candidate	Early	Election	Total
-------	-----------	-------	----------	-------

**Proposition 1 CAD 10, Vote For 1**

FOR	2	100.00%	0	0.00%	2	100.00%
AGAINST	0	0.00%	0	0.00%	0	0.00%

<b>Cast Votes:</b>	2	100.00%	0	0.00%	2	100.00%
<b>Over Votes:</b>	0	0.00%	0	0.00%	0	0.00%
<b>Under Votes:</b>	0	0.00%	0	0.00%	0	0.00%

Precincts			Voters		
Counted	Total	Percent	Ballots	Registered	Percent
1	1	100.00%	2	2	100.00%

**Fort Bend County Assistance District No. 10 - Precinct Report — Official  
Fort Bend County, Texas — GENERAL AND SPECIAL ELECTION — May 06, 2017**

Page 1 of 1

05/08/2017 02:36 PM

Total Number of Voters : 11,094 of 321,210 = 3.45%

Precincts Reporting 138 of 138 = 100.00%

Party	Candidate	Early	Election	Total
<b>Precinct 3130 (Ballots Cast: 2)</b>				
<b>Proposition 1 CAD 10, Vote For 1</b>				
	FOR	2	0	2
	AGAINST	0	0	0
	<b>Cast Votes:</b>	2	0	2
	<b>Over Votes:</b>	0	0	0
	<b>Under Votes:</b>	0	0	0