

REVIEW BY FORT BEND COUNTY COMMISSIONERS COURT

On this 12th day of April, 2016, Commissioners Court came on to be heard and reviewed the accompanying notice of Meiners Construction

Job Location 3114 5th Street, Stafford, TX 77477

Date 3/30/2016 Bond No. 95010111, Permit No. 2016-6321 to make use of certain Fort Bend County property subject to, "A Revised Order Regulating the Laying, Construction, Maintenance, and Repair of Buried Cables, Conduits, and Pole Lines, In, Under, Across or Along Roads, Streets, Highways, and Drainage Ditches in Fort Bend County, Texas, Under the Jurisdiction of the Commissioners Court of Fort Bend County, Texas," as passed by the Commissioners Court of Fort Bend County, Texas the 3rd day of August, 1987, recorded in Volume _____ of the Minutes of the Commissioners Court of Fort Bend County, Texas, to the extent that such order is not inconsistent with Article 1436a, Vernon's Texas Civil Statutes. Upon Motion of Commissioner Meyer, seconded by Commissioner Morrison, duly put and carried, it is ORDERED, ADJUDGED AND DECREED that said notice of said above purpose is hereby acknowledged by the Commissioners Court of Fort Bend County, Texas, and that said notice be placed on record according to the regulation order thereof.

Notes:

1. Evidence of review by the Commissioners Court must be kept on the job site and failure to do so constitutes grounds for job shutdown.
2. Written notices are required:
 - a. 48 hours in advance of construction start up, and
 - b. when construction is completed and ready for final inspection
 Mail notices to: Permit Administrator
 Fort Bend County Engineering
 301 Jackson Street
 Richmond, Texas 77469
 281-633-7500
3. This permit expires one (1) year from date of permit if construction has not commenced.

By: Charles O. A. J.
 for County Engineer

Presented to Commissioners Court and approved.

Recorded in Volume 4-12-14 9E
 Minutes of Commissioners Court

By: Mark Vogler
 Drainage District Engineer/Manager

Clerk of Commissioners Court

By: Annexa Wilkes
 Deputy

**PERFORMANCE BOND COVERING ALL CABLE, CONDUIT AND/OR POLE LINE
ACTIVITY IN, UNDER, ACROSS OR ALONG FORT BEND COUNTY ROADS**

AUTHORIZED

BOND NO. 95010111

THE STATE OF TEXAS §

KNOW ALL MEN BY THESE PRESENTS:

COUNTY OF FORT BEND §

THAT WE, Meiners Construction, Inc. whose address is The Woodlands, TX 77385, Texas, hereinafter called the Principal, and The Guarantee Co. Of North America USA, a Corporation existing under and by virtue of the laws of the State of Michigan and authorized to do an indemnifying business in the State of Texas, and whose principal office is located at One Towne Square Ste 1470, Southfield, MI 48076, whose officer residing in the State of Texas, authorized to accept service in all suits and actions brought within said State is TX and whose address is 1999 Bryan St, Ste 900 Dallas, TX 75201 hereinafter called the Surety, and held and firmly bound unto, Robert E. Hebert, County Judge of Fort Bend County, Texas, or his successors in office, in the full sum of One Hundred Sixty Two Thousand Eight** Dollars (\$ 162,833) current, lawful money of the United States of America, to be paid to said Robert E. Hebert, County Judge of Fort Bend County, Texas, or his successors in office, to which payment well and truly to be made and done, we, the undersigned, bind ourselves and each of us, our heirs, executors, administrators, successors, assigns, and legal representatives, jointly and severally, by these presents.

**Hundred Thirty Three and No/100

THE CONDITION OF THIS BOND IS SUCH THAT, WHEREAS, the above bounden principal contemplates laying, constructing, maintaining and/or repairing one or more cables, conduits, and/or pole lines in, under, across and/or along roads, streets and highways in the County of Fort Bend, and the State of Texas, under the jurisdiction of the Commissioners' Court of Fort Bend County, Texas, pursuant to the Commissioners' Court order adopted on the 1st day of December, A.D. 1980, recorded in Volume 13, of the Commissioners' Court Minutes of Fort Bend County, Texas, regulating same, which Commissioners' Court order is hereby referred to and made a part hereof for all purposes as though fully set out herein;

AND WHEREAS, the principal desires to provide Fort Bend County with a performance bond covering all such cable, conduit and/or pole line activity;

NOW, THEREFORE, if the above bounden principal shall faithfully perform all its cable, conduit and/or pole line activity (including, but not limited to the laying, construction, maintenance and/or repair of cables, conduits and/or pole lines) in, under, across and/or along roads, streets and highways in the County of Fort Bend and State of Texas, under the jurisdiction of the Commissioners Court of Fort Bend County, Texas, pursuant to and in accordance with minimum requirements and conditions of the above mentioned Commissioners' Court order set forth and specified to be by said principal done and performed, at the time and in the manner therein specified, and shall pay over and make good and reimburse Fort Bend County, all loss and damages which Fort Bend County may sustain by reason of any failure or default on the part of said principal, then this obligation shall be null and void, otherwise to remain in full force and effect.

This bond is payable at the County Courthouse in the County of Fort Bend and State of Texas.

It is understood that at any time Fort Bend County deems itself insecure under this bond, it may require further and/or additional bonds of the principal.

EXECUTED this 28th day of March, 2016

Meiners Construction, Inc.

PRINCIPAL

BY

The Guarantee Co. Of North America USA

SURETY

BY

Missouri Attorney-in-Fact



The Guarantee Company of North America USA
Southfield, Michigan

POWER OF ATTORNEY

POWER OF ATTORNEY NUMBER (must match bond number on bond): 95010111

Fort Bend County Cable Line Performance Bond

One Hundred Sixty Two Thousand Eight Hundred Thirty Two Dollars and Fifty Cents (\$162,832.50)

KNOW ALL BY THESE PRESENTS: That **THE GUARANTEE COMPANY OF NORTH AMERICA USA**, a corporation organized and existing under the laws of the State of Michigan, having its principal office in Southfield, Michigan, does hereby constitute and appoint

Misty Witt, The Woodlands, TX

its true and lawful attorney(s)-in-fact to execute, seal and deliver for and on its behalf as surety, any and all bonds and undertakings, contracts of indemnity and other writings obligatory in the nature thereof, which are or may be allowed, required or permitted by law, statute, rule, regulation, contract or otherwise.

The execution of such instrument(s) in pursuance of these presents, shall be as binding upon **THE GUARANTEE COMPANY OF NORTH AMERICA USA** as fully and amply, to all intents and purposes, as if the same had been duly executed and acknowledged by its regularly elected officers at the principal office.

The Power of Attorney is executed and may be certified so, and may be revoked, pursuant to and by authority of Article IX, Section 9.03 of the By-Laws adopted by the Board of Directors of **THE GUARANTEE COMPANY OF NORTH AMERICA USA** at a meeting held on the 31st day of December, 2003. The President, or any Vice President, acting with any Secretary or Assistant Secretary, shall have power and authority:

1. To appoint Attorney(s)-in-fact, and to authorize them to execute on behalf of the Company, and attach the Seal of the Company thereto, bonds and undertakings, contracts of indemnity and other writings obligatory in the nature thereof; and
2. To revoke, at any time, any such Attorney-in-fact and revoke the authority given, except as provided below
3. In connection with obligations in favor of the Florida Department of Transportation only, it is agreed that the power and authority hereby given to the Attorney-in-Fact includes any and all consents for the release of retained percentages and/or final estimates on engineering and construction contracts required by the State of Florida Department of Transportation. It is fully understood that consenting to the State of Florida Department of Transportation making payment of the final estimate to the Contractor and/or its assignee, shall not relieve this surety company of any of its obligations under its bond.
4. In connection with obligations in favor of the Kentucky Department of Highways only, it is agreed that the power and authority hereby given to the Attorney-in-Fact cannot be modified or revoked unless prior written personal notice of such intent has been given to the Commissioner - Department of Highways of the Commonwealth of Kentucky at least thirty (30) days prior to the modification or revocation.

Further, this Power of Attorney is signed and sealed by facsimile pursuant to resolution of the Board of Directors of the Company adopted at a meeting duly called and held on the 6th day of December 2011, of which the following is a true excerpt:

RESOLVED that the signature of any authorized officer and the seal of the Company may be affixed by facsimile to any Power of Attorney or certification thereof authorizing the execution and delivery of any bond, undertaking, contracts of indemnity and other writings obligatory in the nature thereof, and such signature and seal when so used shall have the same force and effect as though manually affixed.



IN WITNESS WHEREOF, **THE GUARANTEE COMPANY OF NORTH AMERICA USA** has caused this instrument to be signed and its corporate seal to be affixed by its authorized officer, this 23rd day of February, 2012.

THE GUARANTEE COMPANY OF NORTH AMERICA USA

Stephen C. Ruschak, Vice President

Randall Musselman, Secretary

STATE OF MICHIGAN
County of Oakland

On this 23rd day of February, 2012 before me came the individuals who executed the preceding instrument, to me personally known, and being by me duly sworn, said that each is the herein described and authorized officer of The Guarantee Company of North America USA; that the seal affixed to said instrument is the Corporate Seal of said Company; that the Corporate Seal and each signature were duly affixed by order of the Board of Directors of



Cynthia A. Takai
Notary Public, State of Michigan
County of Oakland
My Commission Expires February 27, 2018
Acting in Oakland County


IN WITNESS WHEREOF, I have hereunto set my hand at The Guarantee Company of North America USA offices the day and year above written.

I, Randall Musselman, Secretary of **THE GUARANTEE COMPANY OF NORTH AMERICA USA**, do hereby certify that the above and foregoing is a true and correct copy of a Power of Attorney executed by **THE GUARANTEE COMPANY OF NORTH AMERICA USA**, which is still in full force and effect.



IN WITNESS WHEREOF, I have thereunto set my hand and attached the seal of said Company this 28th day of March 2016

Randall Musselman, Secretary





TEXAS CONSUMER NOTICE

1. **IMPORTANT NOTICE**

To obtain information or make a complaint:

2. You may contact your **agent** at:

3. You may call The Guarantee Company of North America USA's toll-free telephone number for information or to make a complaint at: 1-866-328-0567

4. You may also write to The Guarantee Company of North America USA at:

One Towne Square, Suite 1470
Southfield, Michigan 48076
Web: www.theguaranteeus.com
E-mail: info@theguaranteeus.com
Fax: 248-750-0431

5. You may contact the Texas Department of Insurance to obtain information on companies, coverages, rights or complaints at: 1-800-252-3439

6. You may write the Texas Department of Insurance:
333 Guadalupe Street
P.O. Box 149104
Austin, TX 78701
Fax: (512) 490-1007
Web: <http://www.tdi.texas.gov>
E-mail: ConsumerProtection@tdi.texas.gov

7. **PREMIUM OR CLAIM DISPUTES:**

Should you have a dispute concerning your premium or about a claim you should contact the (agent) (company) (agent or the company) first. If the dispute is not resolved, you may contact the Texas Department of Insurance.

8. **ATTACH THIS NOTICE TO YOUR POLICY:**

This notice is for information only and does not become a part or condition of the attached document.

AVISO IMPORTANTE

Para obtener informacion o para someter una queja:

Puede comunicarse con su **agent** al

Usted puede llamar al numero de telefono gratis de The Guarantee Company of North America USA's para informacion o para someter una queja al: 1-866-328-0567

Usted tambien puede escribir a to The Guarantee Company of North America USA;

One Towne Square, Suite 1470
Southfield, Michigan 48076
Web: www.theguaranteeus.com
E-mail: info@theguaranteeus.com
Fax: 248-750-0431

Puede comunicarse con el Departamento de Seguros de Texas para obtener informacion acerca de companias, coberturas, derechos o quejas al: 1-800-252-3439

Puede escribir al Departamento de Seguros de Texas:
333 Guadalupe Street
P.O. Box 149104
Austin, TX 78701
Fax: (512) 490-1007
Web: <http://www.tdi.texas.gov>
E-mail: ConsumerProtection@tdi.texas.gov

DISPUTAS SOBRE PRIMAS O RECLAMOS:

Si tiene una disputa concierne a su prima o a un reclamo, debe comunicarse con el (agente) (la compania) agente o la compania) primero. Si no se resuelve la disputa, puede entonces comunicarse con el departamento (TDI).

UNA ESTE AVISO A SU POLIZA: Este aviso es solo para proposito de informacion y no se convierte en parte o condicion del document adj unto.

CONSTRUCTION OF SURFACE WATER TRANSMISSION LINE - PHASE II FOR FORT BEND COUNTY WATER CONTROL & IMPROVEMENT DISTRICT NO. 2

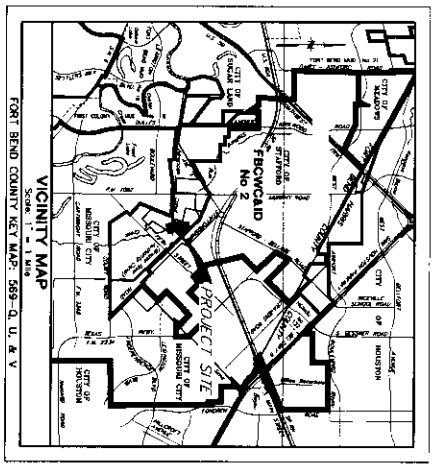
INDEX OF DRAWINGS

SHEET No.	TITLE
1	COVER SHEET & INDEX
2	GENERAL NOTES
3	OVERALL SITE LAYOUT
4	STAFFORD RUN CREEK STA 60+00 TO STA 65+00
5	STAFFORD RUN CREEK STA 65+00 TO STA 70+00
6	STAFFORD RUN CREEK STA 70+00 TO STA 73+00
7	METERING STATION
8	MISCELLANEOUS DETAILS - SHEET 1 OF 4
9	MISCELLANEOUS DETAILS - SHEET 2 OF 4
10	MISCELLANEOUS DETAILS - SHEET 3 OF 4
11	MISCELLANEOUS DETAILS - SHEET 4 OF 4
12	ELECTRICAL SITE PLAN
13	ELECTRICAL DETAILS - SHEET 1 OF 2
14	ELECTRICAL DETAILS - SHEET 2 OF 2
15	STORM WATER POLLUTION PREVENTION PLAN

DIRECTORS

- LINDA WALKER
- JOHN FERRO
- JOHN ROSE
- HECTOR ACEVEDO
- JODY COURT

- PRESIDENT
- VICE-PRESIDENT
- SECRETARY-TREASURER
- DIRECTOR
- DIRECTOR



FORT BEND COUNTY W.C. & I.D. No. 2

[Signature]
 Mayor, F.C. & I.D. No. 2
 DATE: 5-6-15

CITY OF STAFFORD

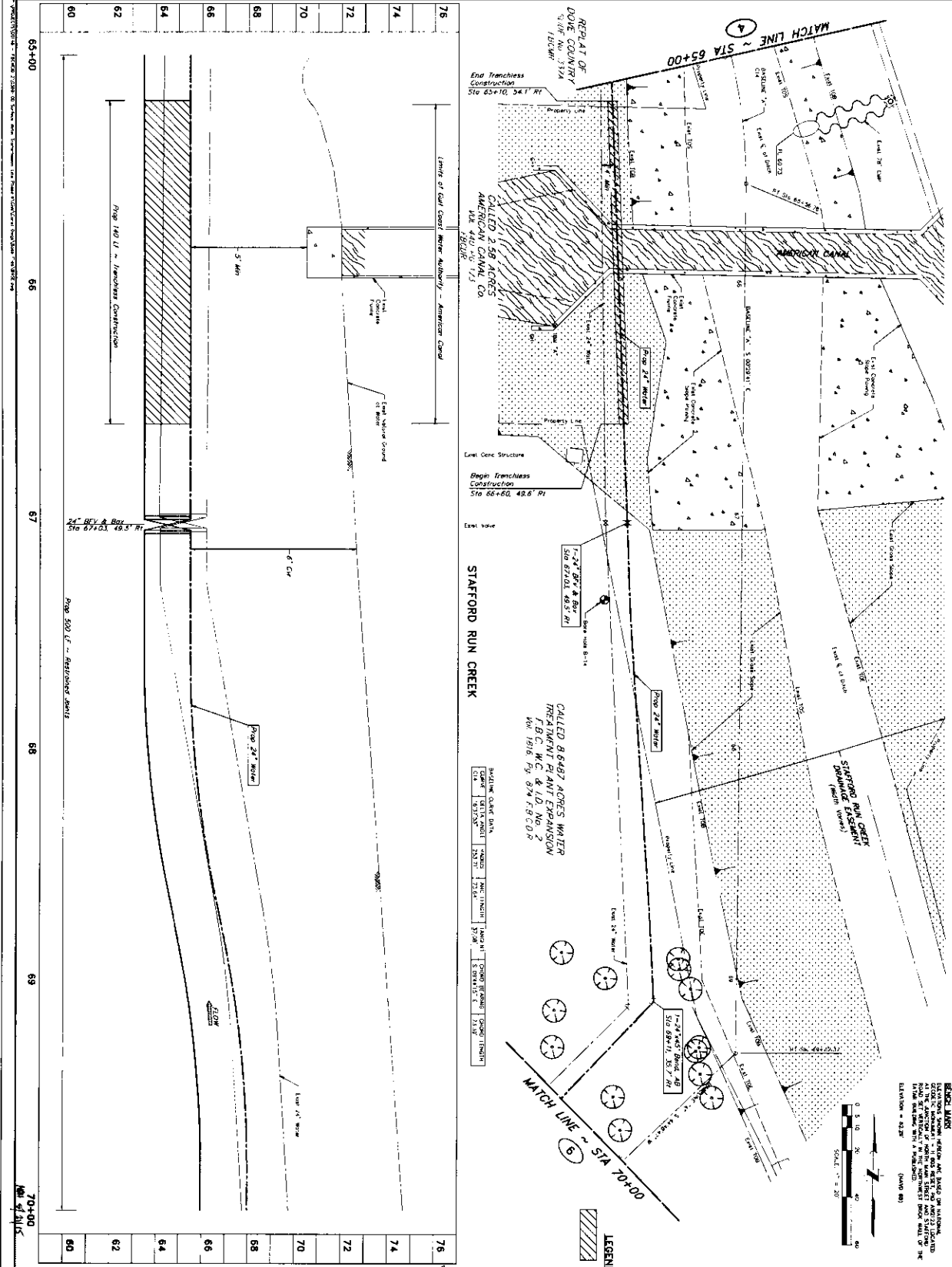
[Signature]
 City of Stafford Engineer
 DATE: 5-15-15

FORT BEND COUNTY

[Signature]
 Fort Bend County Engineer
 DATE: 5/15/15

MAY 2015
 JC JOB NO. 00146-0369-00

JC JONES & CARTER, P.C.
 ENGINEERS-PLANNERS-SURVEYORS
 6333 Canton St., Suite 100, Houston, Texas 77058 (713) 771-5537



BEFORE WORK
 LOCATIONS SHOWN FOR EXISTING AND PROPOSED UTILITY LINES. ALL UTILITIES SHOWN ARE BASED ON RECORD DRAWINGS AND FIELD SURVEY. THE CONTRACTOR SHALL VERIFY THE LOCATION AND DEPTH OF ALL UTILITIES PRIOR TO CONSTRUCTION. THE CONTRACTOR SHALL BE RESPONSIBLE FOR THE PROTECTION OF ALL UTILITIES.

SCALE: 1" = 20'

ELEVATION = 42.20' (MVD 88)

NOTE:
 1. All existing utilities are to be left in place.
 2. Contractor to coordinate with all existing utility owners.
 3. All points for the proposed 24-inch water line shall be restrained joints.
 4. Contractor must contact Mr. Johnny Davis at Fort Bend County (281) 633-7500 for a permit prior to any construction within the Fort Right-Of-Way.

MAJOR CLAMP DATA
 DATE: 11/15/18
 TIME: 10:30 AM
 LOCATION: STA 67+00
 OPERATOR: J. JONES
 CHECKER: J. JONES

CALLLED 8.6487 ACRES WATER TREATMENT PLANT EXPANSION
 T.B.C. W.C. & I.D. NO. 2
 FOR 1916 PG. 8/14 18/00

REVISION

NO.	DATE	REVISION

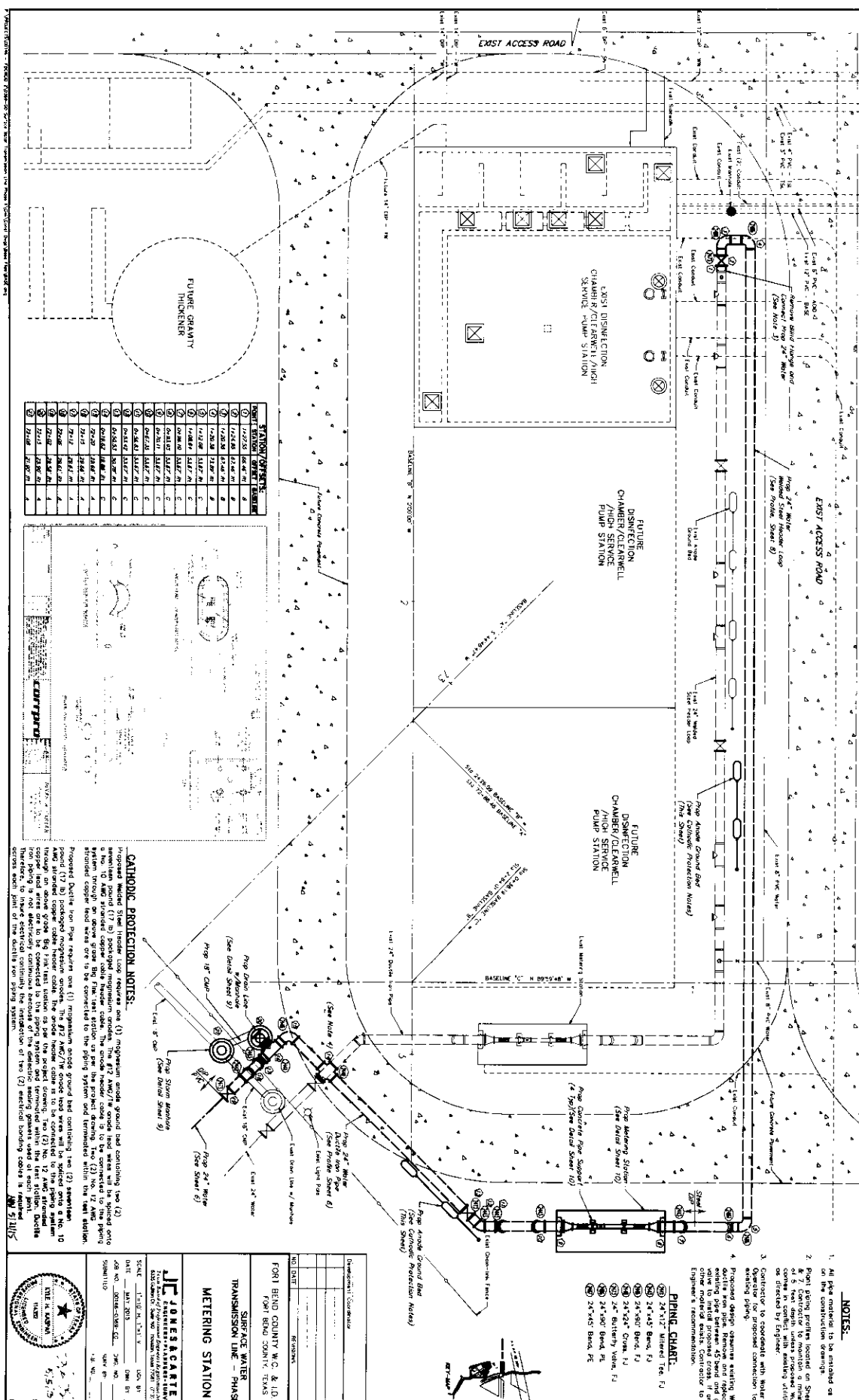
PROJECT INFORMATION

PROJECT: STAFFORD RUN CREEK TRANSMISSION LINE - PHASE II
 STA 65+00 TO STA 70+00


CLIENT: J. JONES & COMPANY
 10000 J. JONES BLVD, FORT BEND COUNTY, TEXAS 77429

DATE: 11/15/18
 TIME: 10:30 AM
 LOCATION: STA 67+00
 OPERATOR: J. JONES
 CHECKER: J. JONES

CALLED 4.18.99 ACRES: 140' BUFFER ZONE
 EASEMENT: F.B.C. & U.G. NO. 2
 FOR 1816 BY 814 R.B.C.D.A.



POINT NUMBER	POINT ELEVATION	POINT DESCRIPTION
1	127.25	66-60' W. 4
2	127.25	66-60' W. 4
3	127.25	66-60' W. 4
4	127.25	66-60' W. 4
5	127.25	66-60' W. 4
6	127.25	66-60' W. 4
7	127.25	66-60' W. 4
8	127.25	66-60' W. 4
9	127.25	66-60' W. 4
10	127.25	66-60' W. 4
11	127.25	66-60' W. 4
12	127.25	66-60' W. 4
13	127.25	66-60' W. 4
14	127.25	66-60' W. 4
15	127.25	66-60' W. 4
16	127.25	66-60' W. 4
17	127.25	66-60' W. 4
18	127.25	66-60' W. 4
19	127.25	66-60' W. 4
20	127.25	66-60' W. 4
21	127.25	66-60' W. 4
22	127.25	66-60' W. 4
23	127.25	66-60' W. 4
24	127.25	66-60' W. 4
25	127.25	66-60' W. 4
26	127.25	66-60' W. 4
27	127.25	66-60' W. 4
28	127.25	66-60' W. 4
29	127.25	66-60' W. 4
30	127.25	66-60' W. 4



CATHODIC PROTECTION NOTES:

1. Proposed anode steel inside lead tank (1) magnesium anode ground lead containing two (2) anodes. The anode steel inside lead tank (2) magnesium anode ground lead containing two (2) anodes. The anode steel inside lead tank (3) magnesium anode ground lead containing two (2) anodes. The anode steel inside lead tank (4) magnesium anode ground lead containing two (2) anodes. The anode steel inside lead tank (5) magnesium anode ground lead containing two (2) anodes. The anode steel inside lead tank (6) magnesium anode ground lead containing two (2) anodes. The anode steel inside lead tank (7) magnesium anode ground lead containing two (2) anodes. The anode steel inside lead tank (8) magnesium anode ground lead containing two (2) anodes. The anode steel inside lead tank (9) magnesium anode ground lead containing two (2) anodes. The anode steel inside lead tank (10) magnesium anode ground lead containing two (2) anodes. The anode steel inside lead tank (11) magnesium anode ground lead containing two (2) anodes. The anode steel inside lead tank (12) magnesium anode ground lead containing two (2) anodes. The anode steel inside lead tank (13) magnesium anode ground lead containing two (2) anodes. The anode steel inside lead tank (14) magnesium anode ground lead containing two (2) anodes. The anode steel inside lead tank (15) magnesium anode ground lead containing two (2) anodes. The anode steel inside lead tank (16) magnesium anode ground lead containing two (2) anodes. The anode steel inside lead tank (17) magnesium anode ground lead containing two (2) anodes. The anode steel inside lead tank (18) magnesium anode ground lead containing two (2) anodes. The anode steel inside lead tank (19) magnesium anode ground lead containing two (2) anodes. The anode steel inside lead tank (20) magnesium anode ground lead containing two (2) anodes. The anode steel inside lead tank (21) magnesium anode ground lead containing two (2) anodes. The anode steel inside lead tank (22) magnesium anode ground lead containing two (2) anodes. The anode steel inside lead tank (23) magnesium anode ground lead containing two (2) anodes. The anode steel inside lead tank (24) magnesium anode ground lead containing two (2) anodes. The anode steel inside lead tank (25) magnesium anode ground lead containing two (2) anodes. The anode steel inside lead tank (26) magnesium anode ground lead containing two (2) anodes. The anode steel inside lead tank (27) magnesium anode ground lead containing two (2) anodes. The anode steel inside lead tank (28) magnesium anode ground lead containing two (2) anodes. The anode steel inside lead tank (29) magnesium anode ground lead containing two (2) anodes. The anode steel inside lead tank (30) magnesium anode ground lead containing two (2) anodes.

- NOTES:**
- All pipe materials to be installed on located in the construction drawings.
 - Point setting profiles located on Sheet 5 & 7. Contractor to maintain a minimum cover in conflict with existing utilities or as directed by Engineer.
 - Contractor to coordinate with Water Plant existing piping.
 - Proposed design assumes existing Water Plant is 50% full. Contractor to remove and replace water to 50% full. Contractor to remove and replace other material walls. Contractor to obtain Engineer's recommendation.

PIPING CHART:

24" 12" Mitered Tee, FJ
24" 45° Bend, FJ
24" 90° Bend, FJ
24" 45° Cross, FJ
24" Elbow Tee, FJ
24" 90° Bend, FJ
24" 45° Bend, FJ

DESIGNED BY: J. L. GARCIA
 DATE: 08/11/00
 NO. DATE: 08/11/00
 REVISIONS: 1
 APPROVED BY: J. L. GARCIA
 DATE: 08/11/00

FOR: FORT BEND COUNTY W.C. & U.G. NO. 2
 FORT BEND COUNTY, TEXAS

SURFACE WATER TRANSMISSION LINE - PHASE II
 METERING STATION

J.L. GARCIA ENGINEERING
 11111 FORT BEND COUNTY ROAD 101
 FORT BEND COUNTY, TEXAS 77429
 PHONE: 281-291-1111
 FAX: 281-291-1112
 E-MAIL: JLG@JLGAR.COM

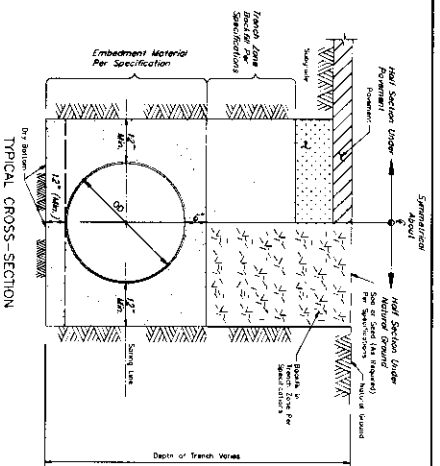
SCALE: 1" = 10'-0"

DATE: 08/11/00

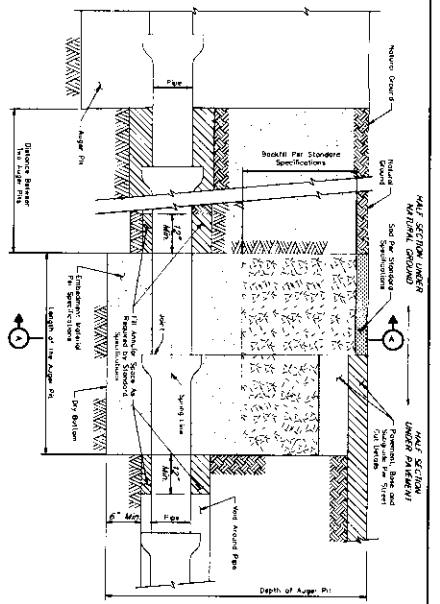
BY: J. L. GARCIA

DATE: 08/11/00

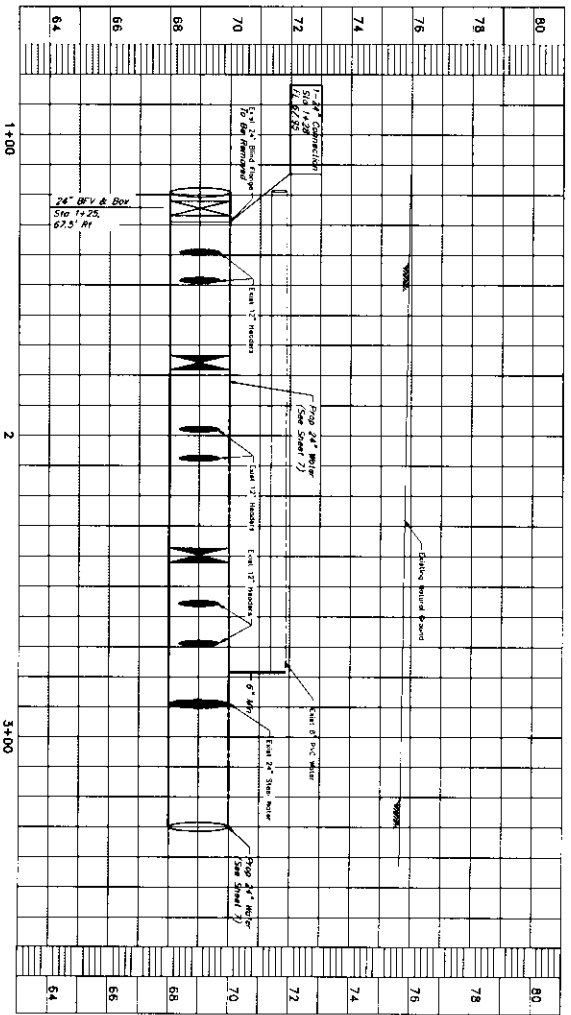
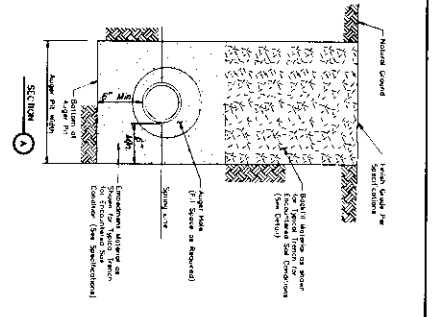
7



WATER DISTRIBUTION MAIN BEDDING AND BACKFILL FOR OPEN CUT TRENCHES
NOT TO SCALE



BEDDING AND BACKFILL AUGER PIT AND AUGER HOLE
NOT TO SCALE

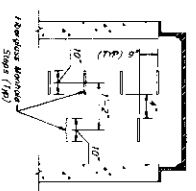


J.C. JONES & COMPANY, INC.
 ENGINEERS-PLANNERS-ARCHITECTS
 1000 WEST 10TH AVENUE, SUITE 100
 DENVER, COLORADO 80202
 PHONE: 303.733.1100 FAX: 303.733.1101
 WWW: www.jcjc.com

SCALE: AS SHOWN
 DATE: MAY 2015
 JOB NO: 0918-0382-00
 SUBMITTED: 7.8.15

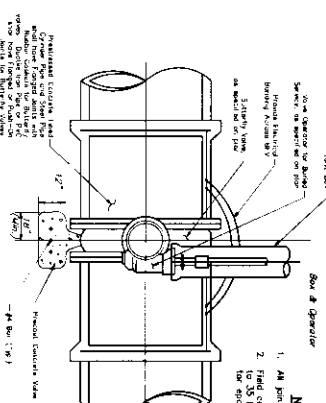
CLIENT: FORT BEND COUNTY
 PROJECT: TRANSMISSION LINE - PHASE II
 SHEET 1 OF 4

SHEET NO. **8**
 OF 15

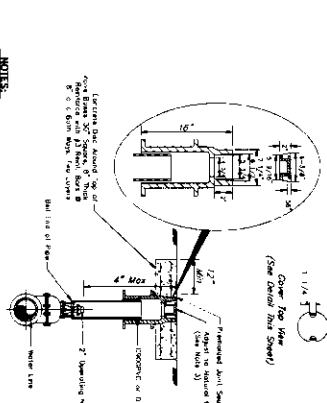


- STEP DETAIL NOTES:**
1. Provide base for 2" Slabs as manufactured by manufacturer.
 2. Bottom manhole step shall be no higher than 12" above manhole rim.
 3. Steps shall be precast (field placement) not elevated.
 4. Provide finish on exterior side only.


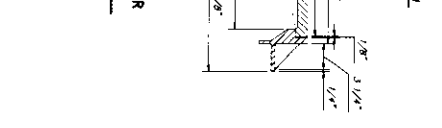
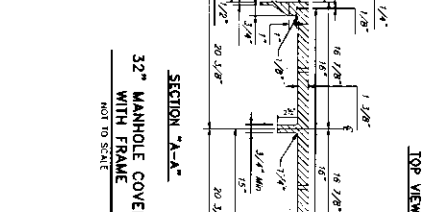
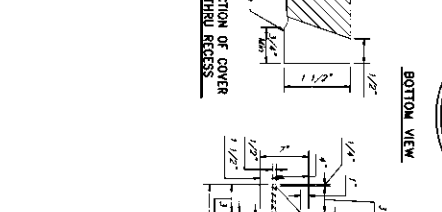

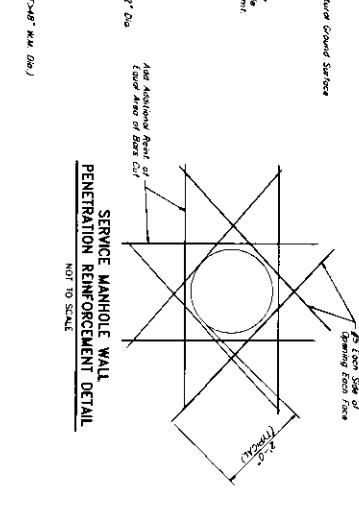
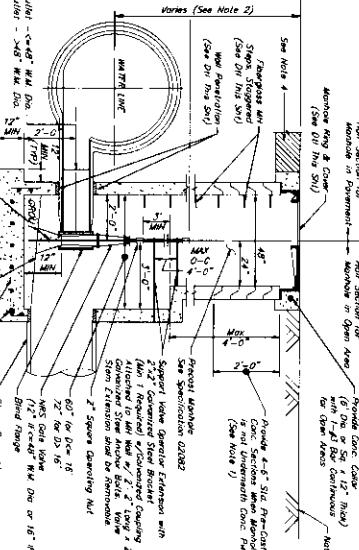
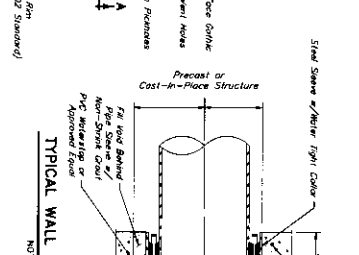
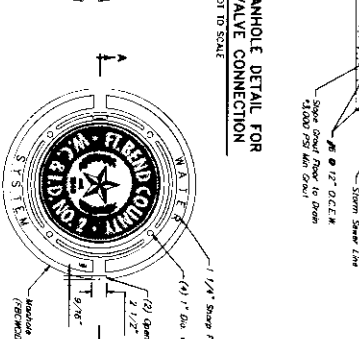
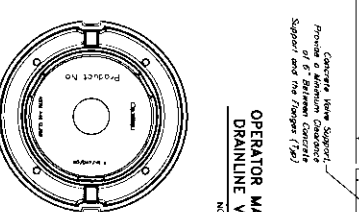
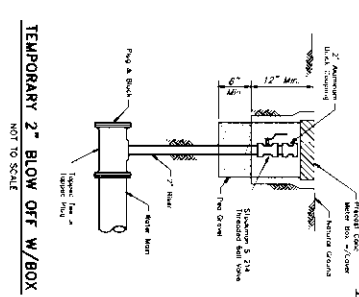
- NOTES:**
1. Provide Reinforce or approved equal.
 2. For manhole deeper than 20 feet, increase area of access members to 2" x 2" (or 1" x 1" if approved equal).
 3. Provide manhole on new compacted (95% STD) bottom.
 4. Provide finish exterior side only.



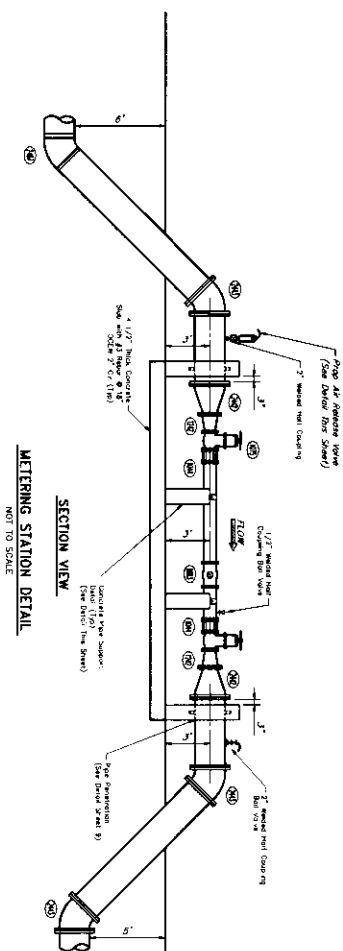
- NOTES:**
1. All joints shall be grouted.
 2. Field cost of bars after assembly to 35 MBSF with 2 coats of coal tar epoxy.



- NOTES:**
1. Approximate weights:
Frame - 40 lbs
Cover - 10 lbs
 2. Material - Cast Iron ASTM A48 C136
 3. Adjust cover to natural ground when streets.

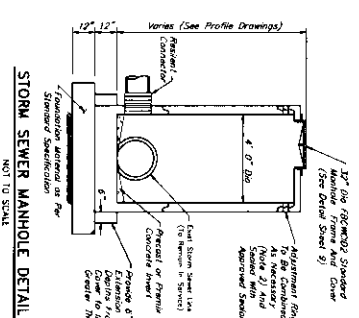
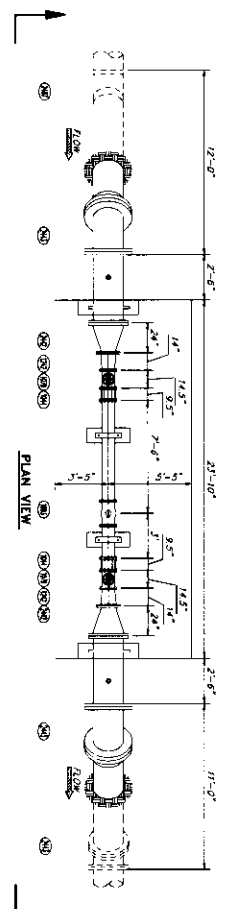
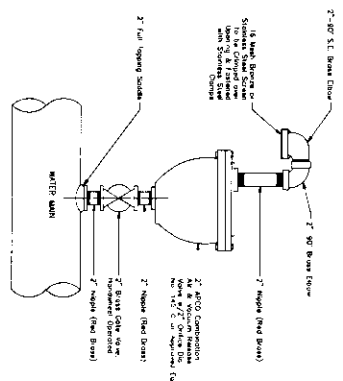


JC JONES & COMPANY
 2222 S. W. 10th Ave., Ft. Lauderdale, FL 33304
 TEL: 561-551-1111 FAX: 561-551-1112
 DATE: MAY 2012 DRAW NO: 1000-0000
 JOB NO: 1000-0000-0000 SHEET NO: 9
 SCALE: AS SHOWN
 PROJECT: SURFACE WATER TRANSMISSION LINE - PHASE II
 SHEET 2 OF 4
 FORT BEND COUNTY, TEXAS
 PROJECT NO. 1000-0000-0000
 SHEET NO. 9
 DATE: 5/15/12

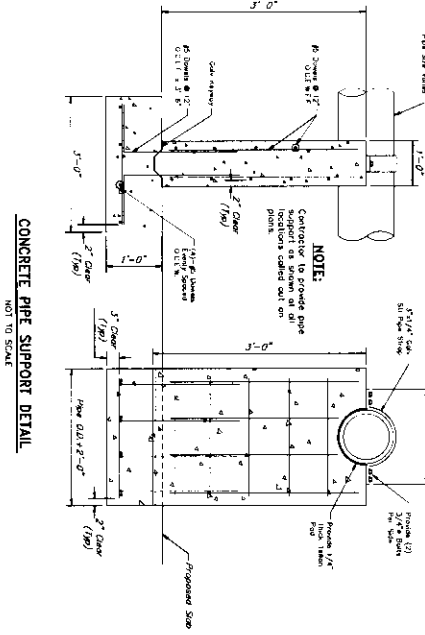


PIPING CHART:

(1)	1/2" Metering Valve
(2)	3" Metering Valve Coupling
(3)	1/2" Metering Valve Coupling
(4)	1/2" Metering Valve Coupling
(5)	1/2" Metering Valve Coupling
(6)	1/2" Metering Valve Coupling
(7)	1/2" Metering Valve Coupling
(8)	1/2" Metering Valve Coupling
(9)	1/2" Metering Valve Coupling
(10)	1/2" Metering Valve Coupling
(11)	1/2" Metering Valve Coupling
(12)	1/2" Metering Valve Coupling



- MANHOLE NOTES:**
1. Depth of manhole determines sections required.
 2. Precast concrete rings shall be provided for a minimum depth of 4 feet for a 36\"/>



TYPE B BLOCKING

Pipe Size Nom. Diameter-Inches	Test Pressure Psi	Vertical Bend Degrees	No. of Cu. Ft. of Conc. Blocking	Side of Cube Feet	Diameter of Shimole Rods (2) Inches	Depth of Rods in Concrete, Feet
24"	200	90	820	5.2	1-3/8"	4.5

TYPE A BLOCKING

Pipe Size Nom. Diameter-Inches	Test Pressure Psi	Vertical Bend Degrees	No. of Cu. Ft. of Conc. Blocking	Side of Cube Feet	Diameter of Shimole Rods (2) Inches	Depth of Rods in Concrete, Feet
24"	200	90	820	5.2	1-3/8"	4.5

FOR THE OWNER: FORT BEND COUNTY WATER UTILITIES DEPARTMENT, 10000 FORT BEND COUNTY ROAD 2, FORT BEND COUNTY, TEXAS 78429

FOR THE CONTRACTOR: J.C. JONES & COMPANY, INC., 4000 GARDNER ROAD, SUITE 100, FORT BEND COUNTY, TEXAS 78429

DATE: 06/15/2015

SCALE: AS SHOWN

PROJECT: SURFACE WATER TRANSMISSION LINE - PHASE II

SHEET NO. 10 OF 15

