

17N



THE STATE OF TEXAS       §  
  §  
COUNTY OF FORT BEND     §

**ORDER OF FORT BEND COUNTY TO CREATE FORT BEND COUNTY EMERGENCY SERVICES DISTRICT NO. 7 IN PRECINCT 1 AND THE LEVY BY SAID DISTRICT OF A TAX NOT TO EXCEED TEN (10) CENTS ON THE ONE HUNDRED DOLLAR (\$100.00) VALUATION AFTER AN AFFIRMATIVE VOTE OF THE MAJORITY OF THE VOTES CAST IN THE SPECIAL ISSUE ELECTION HELD ON NOVEMBER 3, 2015, FAVORED CREATION OF THE DISTRICT AS REQUIRED BY SECTION 775.019 AND OTHER RELEVANT PROVISIONS OF CHAPTER 775, TEXAS HEALTH & SAFETY CODE**

WHEREAS, at an election held on the 3rd day of November 2015, in that part of Fort Bend County, State of Texas, described with the applicable boundaries attached hereto and incorporated herein as Exhibit A, "Boundaries of the Fort Bend County Emergency Services District No. 7";

WHEREAS, at this above described election, there was submitted to the qualified voters the question of whether the territory should be formed into an emergency services district under state law; and

WHEREAS, at the election 845 votes were cast in favor of formation of the district and 265 votes were cast against formation; and


WHEREAS, the formation of the emergency services district received the affirmative vote of the majority of the votes cast at the election as provided by law;

THEREFORE, BE IT ORDERED, ADJUDGED, AND DECREED BY THE COMMISSIONERS COURT OF FORT BEND COUNTY, TEXAS THAT THE TRACT DESCRIBED ABOVE IN THIS ORDER HAS BEEN DULY AND LEGALLY FORMED INTO AN EMERGENCY SERVICES DISTRICT UNDER THE NAME OF "FORT BEND COUNTY EMERGENCY SERVICES DISTRICT NO. 7", UNDER ARTICLE III, SECTION 48-e, OF THE TEXAS CONSTITUTION AS PROPOSED BY S.J.R. NO. 27, ACTS OF THE 70TH LEGISLATURE, REGULAR SESSION 1987, AND ADOPTED BY THE VOTERS AT AN ELECTION HELD NOVEMBER 3, 1987, AND HAS THE POWERS VESTED BY LAW IN THE DISTRICT.

*(Execution Page Follows)*

CCM 1-05-16 #27A  
Fort Bend County Clerk  
Return Admin Serv Coord RAC

PASSED, APPROVED and ORDERED on this 5 day of January, 2016.



ROBERT HEBERT, COUNTY JUDGE

ATTEST:



Laura Richard, County Clerk  
Ex Officio Clerk of Commissioners Court

(COMMISSIONERS COURT SEAL)




EXHIBIT A: BOUNDARIES OF THE PROPOSED FORT BEND COUNTY EMERGENCY SERVICES DISTRICT NO. 7

EXHIBIT B: CERTIFIED COPY OF SPECIAL ELECTION HELD ON NOVEMBER 3, 2015

## **EXHIBIT A**

### **BOUNDARIES OF THE PROPOSED FORT BEND COUNTY EMERGENCY SERVICES DISTRICT NO. 7**

BEGINNING at a point where the North Right-of-Way of FM 2234 intersects with, the City of Houston City limit line and the City of Houston ETJ being a point for corner;

THENCE in a generally Easterly direction along the North Right-of-Way of FM 2234 approximately 4.03 miles passing S. Post Oak Road to a point for corner being the South East corner of Center Point Energy Houston Electric LLC Right-of-Way and the North Right-of-Way of FM 2234;

THENCE in a Northerly direction along the Center Point Energy Houston Electric LLC right-of-way approximately 0.68 miles to a point for corner being the intersection of the Fort Bend County line and the Harris County line;

THENCE in a South Easterly direction along the Fort Bend County line and the Harris County line approximately 1.05 miles to a point for the corner being the Northeast Right-of-Way of FM 521 and the City of Pearland City limit line;

THENCE in a Southerly direction along the East Right-of-Way of FM 521 approximately 0.17 miles passing Shadow Creek Pkwy to an intersection being the City of Pearland City limit line and the Northwest property line of Hifs Partners limited 1.04 acre tract being a point for corner;

THENCE in a Northeasterly direction along the City of Pearland City limit line approximately 0.11 miles to a point for corner being the Northeast interior corner of Zakfam and Associates Inc. 6.10 acre tract;

THENCE in a Southerly direction along the City of Pearland City Limit line approximately 0.05 miles to a point for corner being the Southeast interior corner of Zakfam and Associates Inc. 6.10 acre tract;

THENCE in a Southwesterly direction along the City of Pearland city limit line approximately 0.17 miles to a point for corner being the East Right-of-Way of FM 521 and the Southwest corner of Zakfam and Associates Inc. 6.10 acre;

THENCE in a Southerly direction along the East Right-of-Way of FM 521 approximately 4.88 miles passing Broadway Street and East Sycamore Street to a point for corner being the intersection of the City of Pearland ETJ and City of Arcola City limit line and just north of Post Road;

THENCE in a Westerly direction along the City of Arcola City limit line approximately 0.04 miles to a point for corner being the West Right-of-Way of the Santa Fe Rail Road;

THENCE in a Northerly direction along the West Right-of-Way of the Santa Fe Rail Road approximately 0.06 miles to a point for corner being the South Right-of-Way of Davis Road;

THENCE in Westerly direction along the South Right-of-Way of Davis Road approximately 0.40 miles to a point for corner being the West Right-of-Way of West Davis Road;

THENCE in a Southerly direction along the West Right-of-Way of West Davis Road approximately 0.02 miles to a point for corner, being the City of Arcola City limit line;

THENCE in a Westerly and Southerly direction along the City of Arcola City limit line approximately 0.21 miles to a point for corner being the intersection of said the City of Arcola City limit line and City of Arcola ETJ line and the City of Houston ETJ line being just East of Ross Road;

THENCE in a North Westerly direction along the City of Houston ETJ line in all its turns approximately 1.47 miles passing South Post Oak Blvd and Teal Bend Blvd. to a point for corner being the center line of Long Point Creek (and being the City of Missouri City limit line);

THENCE in a Northerly direction along the center line following the meanders of Long Point Creek approximately 1.14 miles passing Teal Run Place Drive to a point for corner being the South Right-of-Way of Trammel Fresno Road and the City of Houston ETJ line;

THENCE in a Westerly direction along the South Right-of-Way of Trammel Fresno Road approximately 0.50 miles to a point for corner being the City of Missouri City limit line and the City of Houston ETJ line;

THENCE in a Northerly direction along the City of Houston ETJ line approximately 1.21 miles to a point for corner being the North Right-of-Way of Senior Road;

THENCE in a Westerly direction along the North Right-of-Way of Senior Road approximately 0.57 miles to a point for corner being the East Fort Bend Parkway Feeder Road and City of Missouri City limit line / City of Houston ETJ line;

THENCE is a Northerly, Westerly and Northerly direction along the City of Houston ETJ line approximately 2.30 miles to a point for corner being the North Right-of-Way of FM 2234, and being the place of beginning.

SAVE AND EXCEPT there is excluded from this boundary description any area that may be with in the corporate limits and extraterritorial jurisdictions of the City of Pearland, Texas, the City of Arcola, Texas, and the City of Missouri City, Texas, and the corporate limits of the City of Houston, Texas.



**Office of Elections Administration  
Fort Bend County, Texas**

4

*John Oldham*  
Elections Administrator

(281) 341-8670  
Fax (281) 341-4418

**CANVASS**

I, John Oldham, Elections Administrator for Fort Bend County Texas, do certify that the following are a true and accurate statement of the votes cast in the various precincts of Fort Bend County for the Special Election held on November 3, 2015 for the purpose of approving, or disapproving, the creation of Emergency Services District No. 7.

Dated: November 10, 2015

A handwritten signature in black ink, appearing to read "J. Oldham", is written over a horizontal line.

**John Oldham**  
Elections Administrator  
Fort Bend County, Texas


11/17/2015 – Original sent to Robin Heiman, Elections

Fort Bend County Rosenberg Annex  
Physical: 4520 Reading Road • Suite A • Rosenberg, Texas 77471  
Mailing: 301 Jackson Street • Richmond, Texas 77469  
e-mail address: vote@co.fort-bend.tx.us


## CANVASS OF SPECIAL ELECTION

On Monday, November 16, 2015 in Richmond, Texas, the following members of the Fort Bend County Commissioners Court, sitting as the canvassing board, met to canvass the results from the various precincts of Fort Bend County for the Special Election held on November 3, 2015 to approve or disapprove the creation of the Emergency Services District No. 7.

We certify that the attached tabulation is the official results of the Special Election held in Fort Bend County, Texas on November 3, 2015.



Robert Hebert, County Judge




James Patterson, Commissioner

Commissioner

Commissioner

Commissioner



Attest: Laura Richard, County Clerk

Canvass Report  
November 3, 2015

**FBC Emergency Services District No. 7 Special Election - Canvass Report — Total Voters — Official  
 FORT BEND COUNTY, TEXAS — SPECIAL AND GENERAL ELECTION — November 03, 2015**

Total Number of Voters : 49,960 of 373,832 = 13.36%  
 Number of District Voters: 1,138 of 8,894 = 12.80%

11/09/2015 01:06 PM  
 Precincts Reporting 162 of 162 = 100.00%  
 District Precincts Reporting 4 of 4 = 100.00%

**PROPOSITION ESD 7**

Precinct	Early Ballots Cast	Election Ballots Cast	Total Ballots Cast	Registered Voters	Percent Turnout	FOR	AGAINST	Totals
1003 ES7	30	49	79	940	8.40%	59	18	77
1114 ES7	224	458	682	5224	13.06%	495	172	667
1134 ES7	7	9	16	238	6.72%	14	2	16
2034 ES7	170	191	361	2492	14.49%	277	73	350
<b>Totals</b>	<b>433</b>	<b>707</b>	<b>1140</b>	<b>8894</b>	<b>12.81%</b>	<b>845</b>	<b>295</b>	<b>1140</b>

**Accumulated Totals  
November 3, 2015**

**FBC Emergency Services District No. 7 Special Election - Cumulative Report — Official  
FORT BEND COUNTY, TEXAS — SPECIAL AND GENERAL ELECTION — November 03, 2015**

Total Number of Voters : 49,960 of 373,832 = 13.36%  
 Number of District Voters: 1,138 of 8,894 = 12.80%

Precincts Reporting 162 of 162 = 100.00%  
 District Precincts Reporting 4 of 4 = 100.00%

Party	Candidate	Early	Election	Total
FOR		324 77.88%	521 75.07%	845 76.13%
AGAINST		92 22.12%	173 24.93%	285 23.87%

Cast Votes: 416 96.52% 694 98.16% 1,110 97.54%  
 Over Votes: 0 0.00% 0 0.00% 0 0.00%  
 Under Votes: 15 3.48% 13 1.84% 28 2.46%

Counted	Precincts		Voters	
	Total	Percent	Ballots	Registered
4	4	100.00%	1,138	8,894
				Percent
				12.80%

**Precinct by Precinct Reports**  
**November 3, 2015**

**FBC Emergency Services District No. 7 Special Election - Precinct Report — Official  
FORT BEND COUNTY, TEXAS — SPECIAL AND GENERAL ELECTION — November 03, 2015**

Page 1 of 4

Total Number of Voters : 49,960 of 373,832 = 13.36%  
 Number of District Voters : 1,138 of 8,894 = 12.80%

11/09/2015 01:06 PM  
 Precincts Reporting 162 of 162 = 100.00%  
 District Precincts Reporting 4 of 4 = 100.00%

Party	Candidate	Early	Election	Total
-------	-----------	-------	----------	-------

**Precinct 1003 - ES7 (Ballots Cast: 79)**

PROPOSITION ESD 7, Vote For 1		24	35	59
FOR		5	13	18
AGAINST		29	48	77
Cast Votes:		24	35	59
		82.76%	72.92%	76.62%
Over Votes:		5	13	18
		17.24%	27.08%	23.38%
Under Votes:		0	0	0
		0.00%	0.00%	0.00%
		1	1	2
		3.33%	2.04%	2.53%

**FBC Emergency Services District No. 7 Special Election - Precinct Report — Official  
FORT BEND COUNTY, TEXAS — SPECIAL AND GENERAL ELECTION — November 03, 2015**

Total Number of Voters : 49,960 of 373,832 = 13.36%  
 Number of District Voters: 1,138 of 8,994 = 12.80%

11/09/2015 01:06 PM  
 Precincts Reporting 162 of 162 = 100.00%  
 District Precincts Reporting 4 of 4 = 100.00%

Party	Candidate	Early	Election	Total
-------	-----------	-------	----------	-------

Precinct 1114 - ES7 (Ballots Cast: 682)

PROPOSITION ESD 7, Vote For 1		FOR		AGAINST		
Cast Votes:	164	75.93%	331	73.39%	495	74.21%
Over Votes:	52	24.07%	120	26.61%	172	25.79%
Under Votes:	216	96.43%	451	98.47%	667	97.80%
	0	0.00%	0	0.00%	0	0.00%
	8	3.57%	7	1.53%	15	2.20%

**FBC Emergency Services District No. 7 Special Election - Precinct Report — Official  
FORT BEND COUNTY, TEXAS — SPECIAL AND GENERAL ELECTION — November 03, 2015**

Total Number of Voters : 49,960 of 373,832 = 13.36%  
 Number of District Voters: 1,138 of 8,894 = 12.80%

11/09/2015 01:06 PM  
 Precincts Reporting 162 of 162 = 100.00%  
 District Precincts Reporting 4 of 4 = 100.00%

Party	Candidate	Early	Election	Total
-------	-----------	-------	----------	-------

**Precinct 1134 - E37 (Ballots Cast: 16)**

PROPOSITION ESD 7, Vote For 1					
FOR	AGAINST				
Cast Votes:	7	100.00%	9	100.00%	16
Over Votes:	0	0.00%	0	0.00%	0
Under Votes:	0	0.00%	0	0.00%	0
	5	71.43%	9	100.00%	14
	2	28.57%	0	0.00%	2
					87.50%
					12.50%

**FBC Emergency Services District No. 7 Special Election - Precinct Report — Official  
FORT BEND COUNTY, TEXAS — SPECIAL AND GENERAL ELECTION — November 03, 2015**

Total Number of Voters : 49,960 of 373,832 = 13.36%  
 Number of District Voters: 1,138 of 8,894 = 12.80%

11/09/2015 01:06 PM  
 Precincts Reporting 162 of 162 = 100.00%  
 District Precincts Reporting 4 of 4 = 100.00%

Party	Candidate	Early	Election	Total
-------	-----------	-------	----------	-------

Precinct 2034 - ES7 (Ballots Cast: 361)

PROPOSITION ESD 7, Vote For 1		FOR	AGAINST	Early	Election	Total
Cast Votes:		131	146	79.88%	78.49%	277
Over Votes:		33	40	20.12%	21.51%	73
Under Votes:		164	186	96.47%	97.38%	350
		0	0	0.00%	0.00%	0
		6	5	3.53%	2.62%	11
						3.05%

*RAC:*

Fort Bend County Clerk  
Ret Admin Serv Coord

**FILED AND RECORDED**  
**OFFICIAL PUBLIC RECORDS**

*Laura Richard*

Laura Richard, County Clerk  
Fort Bend County, Texas

May 23, 2016 03:45:12 PM

FEE: \$0.00 JE  
ORDER

2016053265

