

Fort Bend County Aquatic Fitness Center

2015 Program/Project Grant Application (Current Grantee)

Fort Bend County

Jenetha Jones
301 Jackson Street
Richmond, TX 77469

O: 281-403-8001

Ms. Brenda Patton

301 Jackson Street
Richmond, TX 77469

brenda.patton@fortbendcountytexas.gov
O: 281-403-8001
M: 281-794-2778

Application Form

Organization Information

Organization DBA

Fort Bend County

Mission Statement*

Fort Bend County strives to be the most family friendly community in Texas by providing a high quality enriching and safe environment.

History of Organization*

Please provide a brief history of the organization.

Established in 1837 Fort Bend County is one of the fastest growing and most diverse counties in Texas. Over the past ten years Fort Bend County has experienced 65% of population growth. Fort Bend County is a direct bordering county of Harris County located on the southwest side of Houston. The county has a population of 685,345 (Greater Fort Bend Economic Development Council 2014) and a land area of 875 square miles. Fort Bend County leads the Houston region, as well as much of the state and nation, in demographic excellence. A recent Rice University Study declared Fort Bend County the most diverse county in the nation with the percentage breakdown representing 19% Asian, 24% Latino, 21% African-American and 36% Anglo. According to the U.S. Bureau of Census, Fort Bend County is the fastest growing county in greater Houston with the 2018 population projection of 749,243. This tremendous growth and increase in diversity of Fort Bend County brings about new challenges however the long standing partnerships among local government, businesses, organizations and volunteers within the community allows Fort Bend County to manage challenges and sustain the quality of life.

Major Programs/Services*

Please briefly describe the organization's overall work, including major programs & services.

Fort Bend County provides an array of programs and services that are designed to enhance and promote the quality of life for all its residents. These services target children, youth, the elderly and families throughout the county. Fort Bend County Health & Human Services Department focuses on the overall health of residents by providing Social Services, Clinical Health, Veteran Services, Indigent Health Services, Emergency Management Services, Animal Services-Adopt a Pet Program, and Senior Services to members of the community. The PINNACLE Senior Center, a senior citizen activity and recreational facility provides a comprehensive array of activities in conjunction with medical and dental services to promote healthy aging and a sense of wellbeing to seniors ages 50 and above in Fort Bend/Houston. Attendees at the center participate in exciting activities such as fitness classes, dance classes, games, crafts, quilting, sewing, and basic and intermediate computer classes. Attendees are able to meet with Healthcare personnel for wellness checks, and learn about resources available to them on the federal, state and local levels. Participants also enjoy field trips to the theatre and other local events, participate in interest groups, and attend seminars and workshops.

The PINNACLE Senior Center of Fort Bend County's motto is to promote alert minds; healthy bodies, and joyful spirits. Since opening its doors in January of 2014 the PINNACLE Senior Center has been doing just that by quickly establishing fitness, wellness and information programs. Programs designed to meet the fitness needs of participants include: morning and evening walk fit class where members walk along an instructional DVD the equivalent of three to four miles depending on their level. Seven fitness classes are offered that focus on strength training, balance, flexibility, core, and aerobic training, along with two Chair Fit classes for seniors with limited mobility. Seniors also enjoy beginner's, intermediate and advanced level Line Dance, Two Step

and Zumba classes. The PINNACLE Senior Center has a fitness center that is equipped with state of the art fitness equipment and employs two certified fitness trainers that can design individual work out/ fitness plans and lead various exercise classes throughout the day. Other classes offered include Karate, Tai Chi, and Ping Pong.

Through a partnership with the City of Houston Health and Human Services the center operates a Wellness Clinic. The Center is opened twice weekly and is staffed by a Nurse who is able to administer blood pressure checks, diabetes tests, flu/ seasonal shots, give medical advice and/or referral information. The Wellness Center also offers the services of a Certified Benefits Counselor (CBC) who teaches evidence based classes on eating healthy, diabetes awareness and chronic disease awareness. The CBC is also able to refer seniors to different types of benefit programs on the federal, state and local levels. Participants are also able to engage and interact through other activities and social settings at the center. The Center's state of the art Wi- Fi Internet Café is open daily, and is equipped with six (6) desk top computers, 10 laptops, a scanner, printer, current books and magazines, and sitting / lounge area. The Fort Bend County George Memorial Library offers classes on a multitude of different topics each week. The topics can range from: gathering genealogy information from the internet to crafts, Etsy, Pinterest, job search, resume writing, language programs, and smart phone use, legal resources, Facebook and much more. Fort Bend County Information Technology staff offers computer training on a monthly basis. The Multi-purpose room offers the space to sit and watch television, play board and/ or card games, attend a bible study, join a social group, enjoy a cup of coffee and gather information from interesting guest speakers. Workshops are held throughout the year on a plethora of topics such as financial planning, pre-needs/directives planning, estate planning, Medicare / Medicaid open enrollment, and various topics all related to assisting seniors with living and aging well within their community. Additionally the PINNACLE offers access to Fort Bend County Veteran Services, and has recently opened its doors to accepting and assisting with the Foster Grandparent program.

Populations Served*

Please briefly describe the populations served by your organization; include the number of unduplicated clients served annually, and what percent of this number are Fort Bend County residents.

The PINNACLE Senior Center provides services to Senior Citizens age 50 and above that live within the Fort Bend/Houston area. The Fort Bend County Pinnacle Senior Center serves a portion of the county that is located within the Houston City limits. The Center is a much needed addition to this portion of the county and serves to meet the needs of a growing active senior population. The center serves 2,968 unduplicated seniors age 50 or older annually; of that number 1,787 are over the age of 62. Sixty five percent (65%) of the registered participants live in Fort Bend County. The total enrollment consists of 745 males and 2,223 females. The ethnic make up for the registered participants consist of 52% African American, 12%, White 30% Hispanic and 6% Asian.

Key Accomplishments*

Please briefly list the organization's key accomplishments for the last completed fiscal year.

The Pinnacle Senior Center has been in operation for twenty months and serves an estimated 2500- 3200 seniors on a monthly basis and met eighty percent (80%) of its initial opening goals and objectives within a six month timeframe. Key accomplishments over the past fiscal year are:

- Enrolled over 2,000 patrons within the first year of operation
- Extended hours of operation to include evenings and Saturday hours to accommodate use of the facility by working seniors
- Over 90% of programming is through partnerships with outside agencies
- Currently exceeds 250 participant's on a daily basis
- Full daily calendar of activities from opening until closing
- All staff certified in CPR/First Aid

- Hosted four successful health fairs that offered valuable services
- Scheduled monthly lectures, workshops and presentations offering a variety of information to seniors
- Employed two additional paid workers through the Senior Community Service Employment Program (SCSEP) to assist with daytime and evening operation of the center.
- Created client database to track demographics

Benefit to Fort Bend County*

Please briefly describe how the organization's work benefits Fort Bend County and its residents.

Fort Bend County stands to benefit significantly with an aging population that is active, healthier and aging within their own community. Studies show that people are more likely to age in place when opportunities for leading a healthy lifestyle exist. Current members are eager to participate and are more aware of their overall health/ wellness. Studies show aquatic workout/programs have many health benefits, while providing a low- impact workout using the resistance of water. As reported in the Fort Bend County Community Plan (2014-2015) Adult Victim Issues, Adult Protective Services ranks as a major priority for the county. In 2012, FB had 35,100 residents with a disability age 18-64 and a population of 51,098 ages 65 or older. Offering a full spectrum of services for seniors is beneficial to ensure the county will have a senior population less likely to be exploited and will continue to contribute to: civic, cultural, educational, and economic activities within their communities.

Contact Information (data is captured upon registration)

Board Information

Number of board members*

5

Number of board members who reside in Fort Bend County*

5

How often does the board meet?*

Commissioners Court meets on the first, second and fourth Tuesday of each month according to statute

What percentage of the board members attend scheduled board meetings?*

100%

In the last fiscal year, indicate the total amount personally contributed by board members.*

\$0.00

Are any of the board members related to the organization's chief executive staff?*

No

If yes, please explain the relationship.

Does the board have a strategic plan in place?*

Yes

If yes, when was it last updated (year)?

2015 Budget

Staff & Volunteer Information

Number of full-time employees*

2399

Number of part-time employees*

205

Number of FTE employees dedicated to Fort Bend County programming*

2399

Number of volunteers*

57

Number of total volunteer hours for last completed fiscal year*

0

Number of volunteers dedicated to Fort Bend County programming*

57

Number of total volunteer hours for Fort Bend County programming for last completed fiscal year*

0

Financial Information

Fiscal Year End Date*

09/30/2015

Current Fiscal Year Organizational Budget: Revenues*

\$323,648,534.00

Current Fiscal Year Organizational Budget: Expenses*

\$318,280,755.00

% of Budget Spent: Programs*

N/A

% of Budget Spent: Fundraising*

N/A

% of Budget Spent: Management & General*

N/A

% Sources of Revenue: Foundations*

0%

% Sources of Revenue: Federal/State/County/City Government*

100

% Sources of Revenue: Corporations*

0%

% Sources of Revenue: United Way*

0%

% Sources of Revenue: Individuals*

0%

% Sources of Revenue: Churches/Faith Community*

0%

% Sources of Revenue: Civic Clubs/Community Groups*

0%

% Sources of Revenue: Fees for Service/Products*

0%

% Sources of Revenue: Endowment/Interest*

0%

% Sources of Revenue: Fundraising Events*

0%

% Sources of Revenue: Other

0%

If OTHER, please specify the source.

0%

Number of individual donors from Fort Bend County

0

Total amount contributed by individual donors from Fort Bend County

\$0.00

Gross Amount of Event Fundraisers for Last Completed FY*

\$0.00

Net Amount of Event Fundraisers for Last Completed FY*

\$0.00

Does the Board have a reserve policy?*

Yes

If yes, what is the policy?

The County maintains a Fund Balance account for emergencies. To this end it will budget 15% of the total operating budget for the General Fund, and the overall total of all fund balances for all County funds will be no less than 15% of total budget.

If yes, what is the organization's current reserve amount?

\$61,178,796.00

Does the Board have an endowment fund?*

No

If yes, how much?

\$0.00

If yes, how much from the endowment is available for expenditure?

\$0.00

Additional Financial Comments

[Unanswered]

Request Information

Request Name*

Fort Bend County Aquatic Fitness Center

Total Amount Requested*

\$550,000.00

Multi-Year Request

If this is a multi-year request, please provide the amount requested per year in the following format:

2015 / \$10,000

2016 / \$5,000

This is not a multi-year request.

Program/Project Budget (for overall service area)*

\$0.00

Program/Project Budget (for Fort Bend County area)*

\$0.00

Time Period Covered by Request: Start Date*

01/01/2016

Time Period Covered by Request: End Date*

06/30/2016

Brief Description of Request*

Please specify the purpose of the request.

This Capital Construction grant application request is for additional funding needed for the construction of a therapeutic pool to be used by senior and disabled participants at the PINNACLE Center. The overall aim of this project is the addition of a 75 ft. long X 35 ft. wide Aquatic Fitness Center in a predetermined location that will be built adjacent to the current structure. The total cost of the project to the county is anticipated to be \$ 1,535,959, of that amount Fort Bend County is requesting \$550,000 from The George Foundation. The requested funds will be used for the design and construction of a 75X35 temperature controlled chlorinated lap pool with an average depth of 4 feet. The Pool will be equipped with a pool lifts, non- slip walking surface, handicap wheel chair ramps, and therapy steps. The pool facility will be used primarily for water aerobics and other exercise type classes for senior's at all physical levels as well as recreational swimming. Amenities, programs and services currently available at the Center consist of a wide array of direct and indirect physical, social, and wellness services designed to aide seniors to remain physically, mentally, emotionally and socially active. Water workouts are excellent aerobic fitness programs with minimal risk of impact or injury, in which swimming skills are not required. Therapeutic Aqua fitness classes will be beneficial for seniors who are recovering from injury, with restricted mobility or ability to only engage in light exercise. The design and construction of the Aquatic Fitness Center Building will be paid for the Fort Bend County. The addition of the Aquatic Fitness Center amenities and pool will help the county to achieve and provide another place where seniors can engage in programs and services that will aide in maintaining their independence, dignity and quality of life. The Aquatic Fitness Center Building will be complete with men and women rest rooms, locker/ dressing rooms and a fitness center with low impact and adaptive exercise equipment. The facility will also have adequate space for administrative offices, storage, and mechanical support.

Program/Project Timeline*

Please briefly outline the program/project timeline.

Upon receipt of award for the pool from The George Foundation and funds are certified by the County Auditor's the County will:

Projected Timeline:

- A. Request competitive bids for pool by March 2016
- B. Request competitive bids for Aquatic Fitness Center Building by March 2016.
- C. Request funding from The George Foundation by January 2016 for an amount not to exceed \$550,000.
- D. Certify funds for Aquatic Center Building from County sources
- E. Review bid proposals for Pool and Aquatic Center Building simultaneously
- F. Submit for Approval by Commissioner's Court
- G. Negotiate contracts/ agreements
- H. Construction Documents completed
- I. Engage the services of a commercial pool contractor.

- J. Engage the services of commercial contractor for the Aquatic Fitness Center Building.
- K. Begin Construction of Pool and Building to be completed simultaneously by 2nd quarter of 2016
- L. Open Facility by Summer 2016

Impact*

Please briefly describe what the organization is ultimately trying to accomplish.

Fort Bend County aims to improve the quality of life of residents and have a positive impact on the overall health of our aging senior population by lowering health risk factors. The addition of aquatic fitness to the current lineup of activities opens the door for senior participants to become more active, live healthier lifestyles, and age in place independently. The Aquatic Fitness Center will provide a safe environment for seniors in this community to receive much needed prevention, fitness, recreational, social and rehabilitation services currently lacking in this area of the county and city. The addition of the Aquatic Fitness Center will support the county's goals to provide seniors with a wide array of direct and indirect social and health services with opportunities to socialize and remain mentally, physically, and emotionally active while providing a safe and convenient environment in which senior citizens will feel independent and encouraged to thrive.

Outcomes*

Please describe up to 3 key priority outcomes for this program/project. Outcomes should be measurable and should address key changes in knowledge, skills, behaviors or conditions the organization is seeking that most directly influences achievement of the impact stated above.

Outcomes and priorities for this project will be to:

1. 100% of senior participants who have limited mobility will have access to a pool where they can participate in a variety of aquatic exercise programs and activities.
2. 80% of seniors who participate in the aquatic exercise programs will increase flexibility.
3. 90% of seniors who participate in aquatic exercises will have the opportunity to participate in group activities aiding in social stimulation.
4. 100% of persons with disabilities of all ages will have access to aquatic center pool for therapy under clinical supervision.

Outputs*

Please describe the key outputs that will enable the organization to reach the stated outcomes. Outputs are the results of the specific activities implemented to get you to the stated outcomes.

The Key outputs that will enable Fort Bend County to reach the stated outcomes are:

1. The ability to design and construct an Aquatic Center that will be operational six (6) days per week.
2. Develop and implement programs and services that will meet the physical needs of senior participants.
3. Partnership/ Contract with Professionals certified and trained to operate facility and accomplish goals and objectives of the PINNACLE Center.
4. Collaborate with Rehabilitation providers to provide therapeutic services.

Performance Measures*

Please describe how the organization will measure progress toward the stated outcomes and outputs, including the use of any specific tools, surveys, client tracking methods, benchmarking, and data collection & analysis processes.

1. All participants accessing services at the PINNACLE will complete a registration form.
2. Class Rosters will be maintained on all participants enrolled in the aquatic programs. Skills sheets with attendance will be kept as the official record of the course.
3. Skills outline for each participant will be used as determining factors in successful completion of the class and to measure progress.
4. When requested registered participants of the PINNACLE with specific fitness goals can receive a fitness assessment by the onsite Certified Fitness Trainer who will then customize an individualized program in order to help them reach their fitness goals.
5. A ten question survey is completed periodically by participants in fitness classes to determine if there is a need to modify or eliminate certain activities.

Key Partnerships or Collaborations

Please list any other entities your organization works with to achieve the stated outcomes and describe the relationship.

The county seeks out opportunities to collaborate and establish partnerships when appropriate to assist with delivery of services when the county is unable to provide daily program oversight. These collaborations include but are not limited to: The Boys & Girls Club of Greater Houston, Youth Services, Head start Program and Child Development Services. More recently the county took the lead on establishing the Fort Bend County Collaborative Information System (FBCCIS) to enhance services delivery to all residents in the county. The PINNACLE Senior Center is a joint project between the county and the City of Houston. This collaboration aided in construction of the facility with City of Houston and the Housing and Urban Development Department providing \$500,000 toward construction of the facility. The county also collaborates with the City of Houston Health & Human Services department to provide dental and wellness services to seniors at the center. The County plans to partner with the Fort Bend Family YMCA to operate and provide instructional activities and aquatic programming. Services will be provided Monday through Saturday at agreed upon times and will range from: Swim Lessons, Arthritis Water Exercise Classes, Aqua Yoga, Aqua Zumba, in addition to Personal and Specialty Training.

Similar Organizations

What other organizations are providing a similar program/project? What differentiates your organization from these others?

The City of Houston operates the Metropolitan Multi-Services Center. This center offers adaptive sports and recreation services to Houston residents and residents in that service area for people with disabilities. The closest recreational facility to the PINNACLE Center is The West Orem Family YMCA located in Houston which provides recreational programs and services for all ages. The Fort Bend County Aquatic Fitness Center at the Pinnacle is different from those referenced because it is designed specifically for seniors both active and with limited disabilities. Health Care Providers will be allowed to contract for times at the facility to care for persons with disabilities in need of a facility for aquatic adaptive and rehabilitative therapy. This facility will help to close the gap on an unmet need in this portion of the county where there are no other facilities providing this type of service.

Future Plans*

What are the plans for this program/project once the grant timeframe has ended?

The funds requested will be used specifically for the design and construction of the Aquatic Fitness Center Pool. Fort Bend County funds will be used to operate and maintain the facility and cost to support programs

and activities. The Center will continue to operate as part of Fort Bend County Health and Human Services Department and Parks and Recreation Services.

Capital Project Request

If this is a Capital Project Request, please also complete the following section:

Capital Campaign Start Date

Capital Campaign End Date

Current capital campaign contributions & pledges

\$0.00

Current capital campaign requests pending

\$0.00

Capital campaign goal to be met in order for the project to begin

\$0.00

Date construction/renovation contract was signed

Construction/Renovation Start Date

Construction/Renovation End Date

Estimated cost per square foot

Project Vendors

Please list major capital project vendor(s) and briefly describe how vendor(s) were chosen for the project.

Vendors have not been selected or contracted at this time. All vendors will be required to go through the proper vetting process as mandated by statute.

Who owns the land on which the capital project will take place?

Fort Bend County owns the land on which the Aquatic Fitness Center will be built. The Aquatic Center will be constructed adjacent to the current PINNACLE Center structure and will be designed and constructed to be similar aesthetically to the current structure.

Will anyone other than the organization own the building(s) covered by the capital project?

If yes, please explain.

No. The county will have sole ownership of the building.

Will the building(s) be leased to other occupants?

If yes, please explain.

NO

How will the organization use space vacated by the project?

N/A

What is the estimated increase in operational expenses once capital project is completed?

N/A

Attachments

Board/Trustee Members*

Please upload a list of Board/Trustee Members, including their affiliations.

Commissioners Court Info Grant.pdf

Organizational Budget*

Please upload an Organizational Budget for the current FY.

Organizational Budget HHS-Pinnacle.docx

Sources of Support: Organization*

Please upload a list of major sources of support & amounts for the current FY, including whether each is approved or pending.

Sources of Support Condensed Version.docx

Program/Project Budget*

Please upload a Program/Project Budget for the proposal period.

Aquatic Fitness Center Estimated Budget (2).docx

Sources of Support: Program/Project*

Please upload a list of additional sources of support & amounts for this Program/Project for the proposal period, including whether each is approved or pending.

Aquatic Fitness Center Estimated Budget (2).docx

Financial Audit*

Please upload a copy of the most current Financial Audit. If the organization does not have audited financials, you may upload in-house financial statements for the most recently-completed FY, which should include:

- *Statement of Financial Position (also called a Balance Sheet)
- *Statement of Activities (also called an Income/Expense Statement or Profit/Loss Statement)
- *Statement of Cash Flows

Financial Audit information.docx

Form 990*

Please upload your organization's most recently filed Form 990. If your organization does not have a Form 990 filed, please upload a document providing an explanation.

Form 990 Explanations.docx

Capital Request Documents

If this is a Capital Grant Request, please upload any additional relevant documents, such as renderings, floor plans, maps, etc. related to the capital project.

Ft. Bend Natatorium drawings.pdf

Electronic Signature

By entering your name below you are certifying that the information contained in this form is true and accurate.

Name of Board Chair*

Robert Hebert, County Judge

Date*

[Unanswered]

Name of Chief Staff Executive*

Grady Prestage, Commissioner Precinct 2

Date*

Staff Review

File Attachment Summary

Applicant File Uploads

- Commissioners Court Info Grant.pdf
- Organizational Budget HHS-Pinnacle.docx
- Sources of Support Condensed Version.docx
- Aquatic Fitness Center Estimated Budget (2).docx
- Aquatic Fitness Center Estimated Budget (2).docx
- Financial Audit information.docx
- Form 990 Explanations.docx
- Ft. Bend Natatorium drawings.pdf



COUNTY JUDGE

Fort Bend County, Texas

Robert E. Hebert
County Judge

(281) 341-8608
Fax (281) 341-8609

November 19, 2015

As a political subdivision of the state of Texas, Fort Bend County is comprised of a Commissioners Court whose members include the County Judge and four County Commissioners.

Robert E. Hebert
County Judge
301 Jackson Street
Richmond, Texas 77469

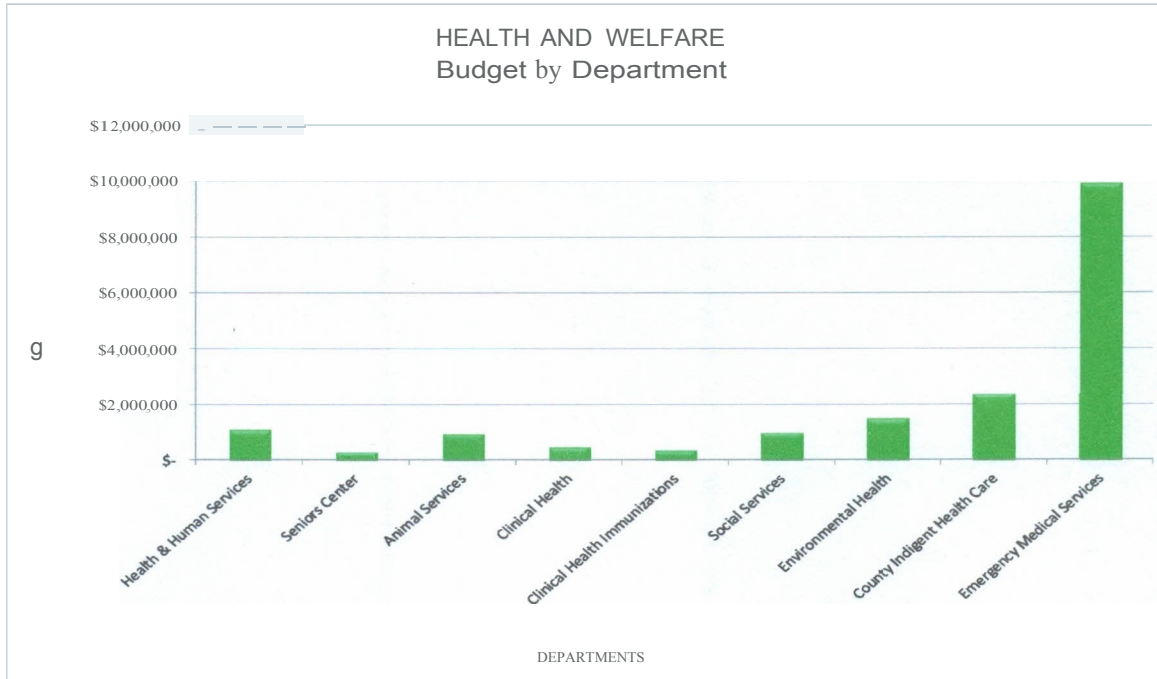
Richard Morrison
Commissioner Precinct 1
1517 Eugene Heimann Circle
Richmond, Texas 77469

Grady Prestage
Commissioner Precinct 2
303 Texas Parkway, Suite 213
Missouri City, Texas 77489

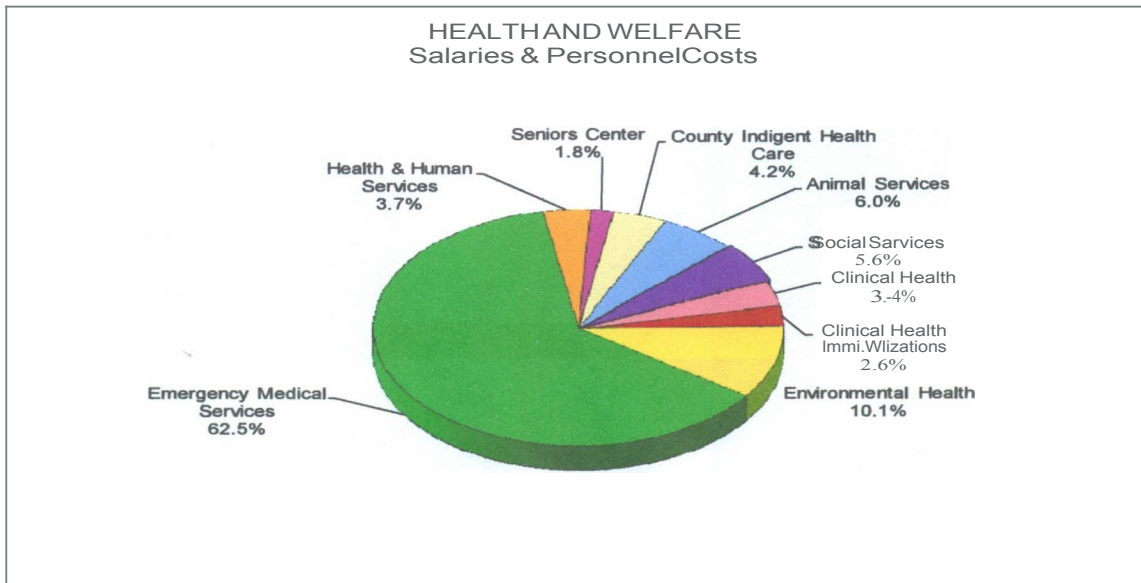
Andy Meyers
Commissioner Precinct 3
22333 Grand Corner Drive, Suite 105
Katy, Texas 77494

James Patterson
Commissioner Precinct 4
12919 Dairy Ashford Road, Suite 200
Sugar Land, Texas 77478

HEALTH AND WELFARE



Health and Welfare consists of nine departments in 2015 with the former Clinical Health department divided into two departments; Clinical Health Services and Clinical Health Immunizations. Salaries and Personnel Costs from the nine budgets make up 72.52% of all Health and Welfare expenditures, whereas Operating and Training Costs, Capital Acquisitions and Information Technology generate 24.11%, 3.13%, and 0.24% respectively. The graph below shows a breakdown of Salaries and Personnel costs.



HISTORY OF FULL TIME EQUIVALENTS

Health & Welfare	10t3 Total FTE's	10t4 Total FTE's	10tS Full- Time	10tS Part- Time	10tS Total FTE's	10tS Total Cost
Health & Human Services	4.45	4.45	4.00	0.45	4.45	\$ 481,519
Seniors Center	1.83	3.50	3.00	1.50	4.50	\$ 237,802
Social Services	12.00	12.00	13.00	0.72	13.72	\$ 733,038
Clinical Health Services	7.00	7.00	7.00	0.00	7.00	\$ 445,086
Clinical Health Immunizations	5.00	5.00	5.00	0.00	5.00	\$ 341,340
Environmental Health	18.00	19.00	19.00	0.00	19.00	\$ 1,319,310
Emergency Medical Svcs.	92.33	90.89	93.00	1.97	94.97	\$ 8,129,336
Animal Services	13.00	14.00	16.00	0.00	16.00	\$ 778,856
Indigent Health Care	10.00	10.00	10.00	0.00	10.00	\$ 550,676
TOTALFTE	t63.6t	16S.84	t70.00	4.64	t74.64	\$ t3,0t6,963

HEALTH AND WELFARE EXPENSE BUDGET

CATEGORY	10t3ACTUAL	1014 ADOPTED	10tS ADOPTED
Salaries and Personnel Costs	\$ 11,283,089	\$ 12,511,622	\$ 13,016,963
Operating Costs	\$ 3,286,794	\$ 4,598,549	\$ 4,327,276
Information Technology Costs	\$ 26,580	\$ 24,714	\$ 42,591
Capital Acquisitions	\$ 412,098	\$ 422,870	\$ 562,135
Prior Period Corrections	\$ {8,107}	\$	\$
TOTAL	\$ 1S,000,4S4	\$ 17,SS7,7SS	\$ 17,948,96S

The table above summarizes the expense budgets of all nine Health and Welfare departments.

HEALTH AND HUMAN SERVICES

PERFORMANCE MEASURES	2013 ACTUAL	2014 ACTUAL	2015 PROJECTED
Health & Human Services is an administrative department but the Performance Measures will be listed with each department that is under the Health & Human Services Administration.			

FUND: 100 General

ACCOUNTING UNIT: 100635100 Health & Human Services

EXPENSE BUDGET

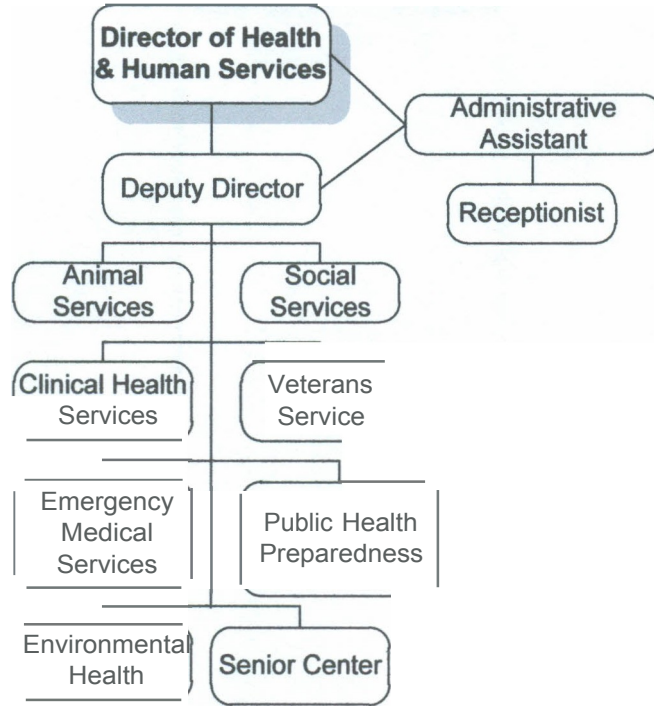
CATEGORY	2013 ACTUAL	2014 ADOPTED	2015 ADOPTED
Salaries and Personnel Costs	\$ 423,894	\$ 453,796	\$ 481,519
Operating Costs	\$ 55,449	\$ 412,340	\$ 622,156
Information Technology Costs	\$ 1,799	\$	\$
Capital Acquisitions	\$	\$	\$
TOTAL	\$ 481,142	\$ 866,136	\$ 1,103,675

2015 AUTHORIZED POSITIONS

Job Title	Job Code	Grade	Count
Receptionist	J06017	G06	1
Administrative Assistant	JIOAC	GIO	1
Deputy Director of H & HS	J15013	G15	
Director of H & HS	J19000	G19	1
Total Authorized Positions			4

HEALTH AND HUMAN SERVICES

ORGANIZATION CHART



Organization Chart includes Grant Funded positions

SENIOR CENTER

MISSION

The mission of the Fort Bend Senior Center is to provide a comprehensive array of programs and activities in conjunction with medical and dental services to promote healthy aging and a sense of well-being to senior citizens ages 50+ in Fort Bend County.

VISION

To be a leader in providing premium programs, services, and resources to encourage our community of seniors to lead healthy, active and fulfilling lives.

GOALS

1. Provide recreational, educational, and social activities and programs designed to foster good health and a sense of well-being to active aging adults.
 - a. Develop and implement ongoing recreational, educational, and social programs that emphasize physical and mental health for active seniors as well as those with limited physical and cognitive abilities.
 - Ensure adequate staffing of full and part-time employees to manage and coordinate all programs and services. Post, interview, and hire for approved budgeted positions for FY2015.
 - u. Create partnerships with various businesses to provide additional programs, services, and resources to the center.
 - iii. Maintain a calendar of programs and activities each month. Verify dates and times and validate programs, events, special guest lecturers and presenters. Make calendars accessible to patrons and community at large.
 - iv. Enhance visibility by distributing a monthly newsletter to all registered patrons, local community and businesses. The newsletter will contain information regarding programs, activities, events, special interests, noteworthy stories, and hours of operation and contact information.
 - v. Encourage patron input for suggestions and requests for new programs and activities of their interest or interest to the community at large.
 - vt. Offer informational presentations of this service to local businesses, churches, senior care agencies, civic organizations and homeowners associations.
 - vu. Advertise this service on local city websites.
 - vm. Implement a community awareness program featuring all programs and services during a recognized month, (i.e., September is National Senior Centers Month).
 - 1x. Create partnerships with Adult Day Care, Assisted Living, and other organizations to provide transportation to the center for their clients who wish to participate in additional activities sponsored by the center.
 - x. Conduct at least one workshop, health fair and other organized opportunities for health care providers to present their services and material that is of interest or concern to the patrons. Examples include health insurance options, home health care, massage therapy, orthopedic conditions and eye care issues.

SENIOR CENTER

2. Provide venue for a Wellness Clinic to enhance the overall health and well-being for seniors through a partnership with The City of Houston Health and Human Services. The City of Houston Health & Human Services to provide all services.
 - a. Provide venue for a health and wellness clinic that will educate, screen, monitor and recommend various approaches to health issues associated with aging.
 - i. Provide venue for on-site education to health issues associated with aging; such as chronic disease prevention/management, fall prevention, arthritis, depression, proper nutrition, age-appropriate exercise and mental/brain stimulation exercises. Provide education and training related to emergency preparedness for families.
 - n. Provide venue for screenings conducted by Public Health Nursing Services for conditions that are common to seniors such as vision, hearing, blood pressure, diabetes, and body mass index (BMI).
 - iii. Provide venue for review and counseling on proper medication usage and interactions, environmental screenings, and assessments to promote safe homes, such as Healthy Homes screening tools, assist with referrals for community resources including home visits, case management as needed in conjunction with the ADRC (Aging and Disability Resource Center), HCAAA (Harris County Area Agency on Aging).
 - iv. Provide venue to administer immunizations such as seasonal influenza, and pneumonia/ tetanus vaccines, when available.
 - v. Request assigned RN to schedule monthly lectures on specific conditions/issues which are prevalent in aging adults such as Alzheimer's disease, scams and senior exploitation. Provide opportunity for on-site support group meetings, forums and written information.
3. Provide venue for dental services for low and fixed income seniors in need of dental care through a partnership with The Houston Department of Health and Human Services' Bureau of Oral Health and its partner, the University of Texas School of Dentistry (UTSD). All services provided through these agencies.
 - Provide venue to establish a dental clinic with the aim of restoring oral health for qualified seniors. Provide geriatric dental services training opportunity for UTSD students and advance and connect resources and collaboration between HCAAA and a designated county agency.
 1. Provide venue to establish a health services clinic/lab that will include diagnostic, preventative, restorative, surgical, removable prosthodontics, and limited endodontic and fixed prosthetic services through students of UTSD. Prevention will be emphasized during visits. Dental clinic will be offered twice weekly. Referrals will be made after verification of criteria has been approved by HCAAA.

SENIOR CENTER

4. Provide space for the Aging and Disability Resource Center (ADRC) through The City of Houston Health & Human Services to provide benefits/options, counseling and information, referral and assistance services to seniors, disabled individuals and caregivers.
 - a. Provide venue for ADRC to provide services which will include a Resource Library and Certified Benefits Counselor (CBC).
 1. Provide venue so a Resource Library will have space to provide computer access to ADRC website, telephones to call the information, referral and assistance (IR&A) line, printed materials which provide resource and options information and videos to educate seniors, disabled individuals, and caregivers on available services and options.
 11. Provide venue for a Certified Benefits Counselor to be available a minimum of 2 days a week. This person will counsel seniors, disabled individuals and caregivers on topics which will include Medicare options, available state and local services, financial management, potentially fraudulent scams, etc. The CBC will also identify and assist patrons in enrolling in programs for which they are eligible.
5. Provide space as heating/ cooling station to increase the safety and well-being of the elderly in inclement weather.
 - a. Collaborate with other county agencies to ensure adequate services are available to accommodate an influx of seniors due to inclement weather conditions which could pose a threat to their health and well-being.
 1. Train and keep current all staff and key volunteers in CPR and First Aid Safety and First Response contact information in emergency situations.
 - ii. Have current first aid supplies available and accessible to staff. Train staff and volunteers on use of an on-site emergency defibrillator to assist persons in cardiac arrest.
 111. Post clear and recognizable signs to an emergency plan and exiting of building escape route in extreme weather conditions.
 - iv. Have in place means to move immobile persons suffering from conditions related to extreme heat or cold temperatures emergency. (i.e. wheelchair/ gurney, etc.)
6. Provide a safe and effective workout area for seniors who want to improve their physical fitness levels and take charge of their health and wellness.
 - a. Manage a well-equipped ADA state-of-the art facility with trained and certified staff; who will promote fitness, endurance, strength and stamina fitness regimes to enhance the lives of active aging adults.

SENIOR CENTER

- i. Staff and program a schedule of fitness classes to encompass exercises to improve mobility, strengthen bones, increase energy levels, strengthen core, find balance between mind and body, and improve general sense of well-being.
 - u. Maintain equipment to optimal performance levels. Maintain warranty checkups and services. Replace if defective.
 - m. Make available a schedule of classes, times, and instructor names.
 - iv. Educate patrons on the benefits of physical fitness and weight training activities through guest lectures and health fairs/workshops.
 - v. Encourage community partnerships to promote and educate on health and wellness. Invite local health clubs, YWCA/ YMCA, to sponsor a program or special event.
 - vi. Train a group of seniors who have demonstrated a commitment to healthy living to act as peer models. Have them visit local organizations and groups to promote the center and serve as goodwill ambassadors to the benefit of physical fitness activities.
7. Provide an Internet Cafe with Wi-Fi connections to serve the technological needs of our patrons and provide learning opportunities to improve computer literacy of seniors.
- a. Promote the idea that mastering the internet is worthwhile and a key tool for assessing news, services, advanced communication methods with family and friends, information and emphasize side effects such as increased self-esteem and love of lifelong learning.
 - i. Maintain a novice-friendly environment with staff and volunteers who are technologically savvy and interested in expanding the technical knowledge base for seniors.
 - ii. Make available the latest in computing technology/ software with scanning and printing services by request and need. Make allowance for privacy while using the services.
 - m. Offer introductory classes on use and benefits of computer literacy such as having access to the latest news, information on health care, ability to research information on medications, diseases, and other health related issues, the ability to promote employability, improve communication with family and friends who live in other states and countries through social networking, shop without leaving the house in a secure manner, sending e-mails, online banking and paying bills, how to start work from home internet businesses, and record their life history and stories.
 - iv. Provide a relaxed atmosphere where patrons can enjoy a cup of coffee, have access to free internet use, a meeting place for business interactions, or socialization and inclusion activities.

SENIOR CENTER

8. Provide opportunity for volunteerism and advocacy from the community.
 - a. Establish a volunteer database to aid in the daily operations of the center through the assistance, funds and expertise of valuable patrons.
 - i. Create a database of names and skill set of center volunteers who qualify after passing necessary screening for background and criminal checks.
 - ii. Access training and assistance through agencies that are training programs exclusively for unemployed (low income) people age 55 or older with low employment prospects to gain experience and marketable skills to transition to permanent jobs.
 - iii. Develop strategic partnerships with local agencies and community businesses to support and strengthen funding needs, services, and resources.
 - iv. Showcase, feature, and reward monthly the volunteers who make significant contributions to the goals and success of the center. Recognize efforts through features in the monthly newsletter and special programs. Reward with free admission to paid events.
 - v. Implement a community awareness month program in conjunction with National Volunteer Month which is in April. Award stand out volunteers at this program. Recognize businesses, organizations, churches and civil groups who advocate for senior citizens and the benefits of the center.
9. Provide a Mini-library, reading/resources room to check out books of interest specifically selected for seniors. Provide the opportunity to research through periodicals and reference materials with large print and allow information exchange and semi-private area for interaction and book discussion.
 - a. Designate a room to serve as a mini-library to patrons where they will have access to informational and recreational materials including books, newspapers, magazines, audio-visual items especially for seniors.
 - i. Maintain an area where patrons can visit, browse and interact. Display print materials on attractive shelving units, offer comfortable seating, and access to at least one computer.
 - n. Include activities and services in monthly newsletter.
 - m. Stock the room with informational and recreational materials. Maintain up-to-date large and regular print fiction, popular non-fiction, audiobooks, COs, videos, and DVDs, publications, magazines, travel guides, and a selected mix of health, arts and other leisure subjects.
 - tv. Will accept donations of gently used books, puzzles, magazines and videotapes to be used by patrons.
 - v. Assign volunteers to monitor room and supplement services when George Memorial is not available.
 - vi. Implement a community awareness program to encourage seniors to take advantage of the opportunities offered in the centers library; as well as the local public libraries during the National Library Week which is April 13-17,2015.

SENIOR CENTER

PERFORMANCE MEASURES	2013 ACTUAL	2014 ACTUAL	2015 PROJECTED
Senior Center Enrollment	N/A	2,200	3,000
Daily Participation	<i>NIA</i>	171	200

FUND: 100 General
 ACCOUNTING UNIT: 100635101 Seniors Center

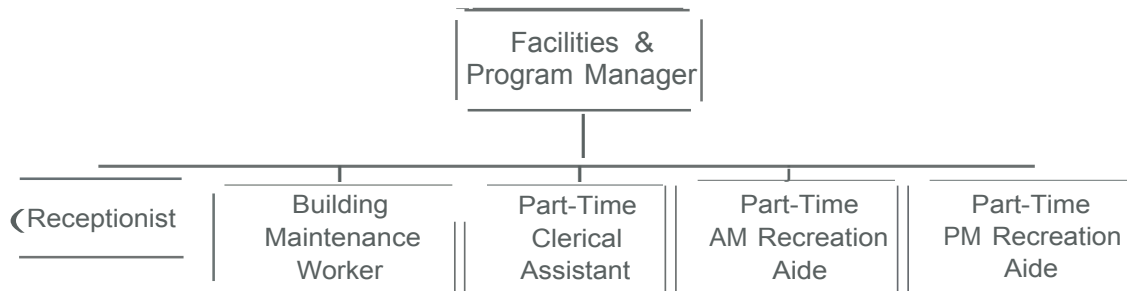
EXPENSE BUDGET

CATEGORY	2013 ACTUAL	2014 ADOPTED	2015 ADOPTED
Salaries and Personnel Costs	\$ 74,139	\$ 181,335	\$ 237,802
Operating Costs	\$ 34,224	\$ 19,900	\$ 44,760
Information Technology Costs	\$ 14,789	\$ 100	\$ 0
Capital Acquisitions	\$	\$	\$
TOTAL	\$ 123,152	\$ 201,335	\$ 282,562

2015 AUTHORIZED POSITIONS

Job Title	Job Code	Grade	C
Building Maintenance Worker II	J05004	G05	
Receptionist/Clerk	J05014	G05	
Facilities & Programs Manager	J11099	G11	
Total Authorized Positions			

ORGANIZATION CHART



CONDENSED SCHEDULE OF NET POSITION

September 30, 2014 and 2013

	Primary Government Governmental Activities	
	2014	2013
Current and other assets	\$ 120,055,964	\$ 142,426,224
Capital assets, net	1,180,129,294	1,144,837,253
Total Assets	1,300,185,258	1,287,263,477
 Total Deferred Outflows of Resources	 319,879	
Long-term liabilities	544,004,790	529,564,188
Other liabilities	34,578,311	41,814,224
Total Liabilities	578,583,101	571,378,412
 Net Position:		
Net investment in capital assets	839,830,725	811,299,625
Restricted	1,753,831	1,414,427
Unrestricted	(119,662,520)	(96,828,987)
Total Net Position	\$ 721,922,036	\$ 715,885,065

The County's capital assets (e.g., land, buildings, vehicles, machinery and equipment, office furniture and equipment, infrastructure, and construction in progress), less any related debt used to acquire those assets that is still outstanding, total \$839.8 million. The County uses these capital assets to provide services to citizens. Consequently, these assets are not available for future spending. Although the County's investment in its capital assets is reported net of related debt, it should be noted that the resources needed to repay this debt must be provided from other sources, since the capital assets themselves cannot be used to liquidate these liabilities.

A portion of the County's net position, \$1.8 million, represents resources that are subject to external restrictions on how they may be used. The deficit balance for unrestricted net position of \$119.7 million was due primarily to the growing OPEB liability that now totals \$189.8 million.

The County's assets exceeded its liabilities by \$721.9 million, which is an increase of \$6.0 million from the prior year. This increase is primarily due to the following: decrease in cash of \$18.8 million due to the expense of bond funds for road projects; decrease in due from component units of \$3.4 million due to a reduction of accounts payable transactions at the end of September; increase in capital assets of \$35.3 million due to construction of new facilities and construction and contribution of new roads; decrease in accounts payable of \$7.4 million due to a reduction of transactions at the end of September; an increase in OPEB liability of \$31.0 million, and a decrease of \$17.1 million in bonds payable due to scheduled debt service payments.

SCHEDULE OF CHANGES IN NET POSITION

For the years ended September 30, 2014 and 2013

	Primary Government	
	Governmental Activities	
	2014	2013
Revenues		
Program revenues:		
Charges for services	\$ 44,948,760	\$ 44,068,025
Operating grants and contributions	33,096,456	33,304,392
Capital grants and contributions	36,540,480	30,132,207
General revenues:		
Property taxes	222,838,642	207,458,672
Sales taxes	4,214,553	2,956,560
Earnings on investments	880,712	963,652
Other	4,373,699	5,537,404
Total Revenues	<u>346,893,302</u>	<u>324,420,912</u>
Expenses		
General administration	47,178,578	42,034,040
Financial administration	9,809,215	8,849,251
Administration of justice	96,510,853	94,210,925
Construction and maintenance	57,430,317	50,078,091
Health and welfare	34,976,018	34,630,163
Cooperative services	1,152,222	1,067,104
Public safety	58,412,120	55,866,404
Parks and recreation	3,379,366	2,069,935
Libraries and education	17,170,818	16,156,200
Interest on long-term debt	14,836,824	15,536,759
Total Expenses	<u>340,856,331</u>	<u>320,498,872</u>
Change in Net Position	6,036,971	3,922,040
Net Position, Beginning	<u>715,885,065</u>	<u>711,963,025</u>
Net Position, Ending	<u>\$ 721,922,036</u>	<u>\$ 715,885,065</u>

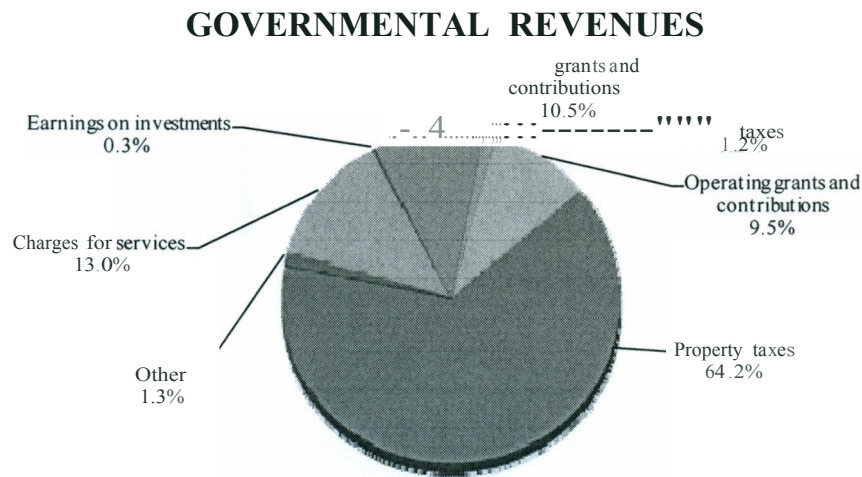
At the end of the current fiscal year, the County was able to report a positive balance in net position for the government as a whole. The same situation held true for the prior fiscal year.

Governmental activities increased the County's net position by \$6.0 million. This increase is up from last year's increase of \$3.9 million. The key elements of this change in net position are as follows :

- Increase in property taxes of \$15.4 million due to an increase in property valuations.
- Increase in sales taxes of \$1.3 million due to an increase in sales from current and new businesses located in the County Assistance Districts.
- Increase in capital grants and contributions of \$6.4 million resulting from an increase in capital contributions of infrastructure of \$8.0 million, a decrease in Texas Department of Transportation and local participation in mobility projects of \$3.5 million, a donation in the current year of \$3.5 million for the purchase of Gordon Ranch, and the absence of a \$2.0 million donation for the Courthouse renovation that was received in the prior year.
- Decrease in other revenue of \$1.2 million primarily due to a reduction in miscellaneous reimbursements for capital projects, refunds from accounts payable transactions, and forfeited asset revenue.

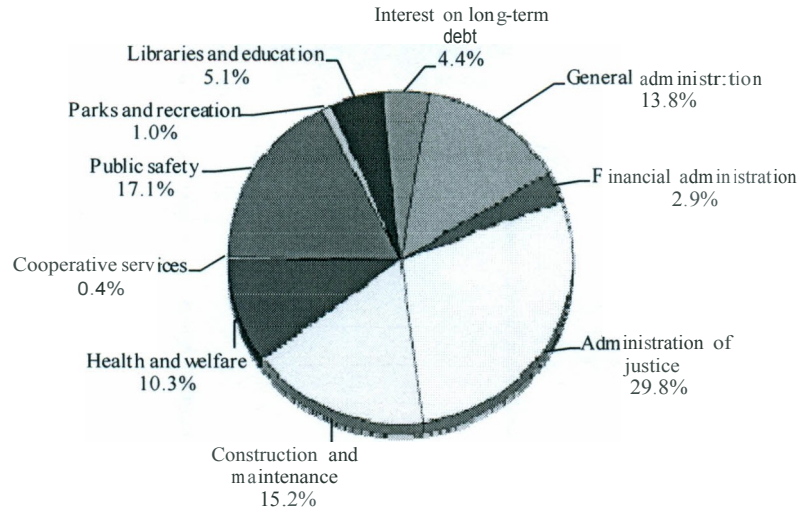
- General administration expenses increased by \$5.1 million primarily due to the following:
 - Increase of \$4.8 million in payroll and related costs due to personnel increases and movement of the jail maintenance responsibility to the facilities department.
 - Increase of \$2.8 million due to TIRZ payments made in the current year.
 - Decrease of \$2.2 million due to the movement of property/casualty/liability insurance activity from the General Fund to the Other Self-Funded Insurance internal service fund.
- Financial administration expenses increased by \$1.0 million primarily due to the following:
 - Increase of \$0.7 million in payroll and related costs.
- Administration of justice expenses increased by \$2.3 million primarily due to the following:
 - Increase of \$4.7 million in payroll and related costs.
 - Decrease of \$0.8 million in fees due to elimination of the jail maintenance contract.
 - Decrease of \$1.7 million in depreciation expense for facilities in prior years.
- Construction and maintenance expenses increased by \$7.4 million primarily due to the following:
 - Increase of \$8.1 million in fees due to an increase in payments made to other jurisdictions for contributions for infrastructure.
 - Increase of \$1.2 million in depreciation due to the increase in completed projects.
 - Decrease of \$2.0 million in depreciation expense for donated bridges in prior years.
- Public safety expenses increased by \$2.5 million primarily due to the following:
 - Increase of \$2.4 million in payroll and related costs.
- Parks and recreation expenses increased by \$1.3 million primarily due to the following:
 - Increase of \$0.4 million in payroll and related costs.
 - Increase of \$0.6 million in depreciation expense for improvements to Freedom Park in prior years.
- Libraries and education expenses increased by \$1.0 million primarily due to the following:
 - Increase of \$0.6 million in payroll and related costs.
 - Increase of \$0.1 million in depreciation expense.
 - Increase of \$0.1 million in other operating expenses.
- Interest on long-term debt decreased by \$0.7 million due to the scheduled reduction of outstanding debt.
- Transfers out increased by \$3.8 million, primarily due to a transfer of \$2.7 million to the Other Self-Funded Insurance internal service fund.

Governmental revenues for fiscal year 2014 are graphically displayed as follows:



Governmental functional expenses for fiscal year 2014 are graphically displayed as follows:

GOVERNMENTAL FUNCTIONAL EXPENSES



Financial Analysis of the County's Funds

As noted earlier, fund accounting is used to demonstrate and ensure compliance with finance-related legal requirements.

Governmental Funds - The focus of the County's governmental funds is to provide information of near-term inflows, outflows, and balances of spendable resources. Such information is useful in assessing the County's financing requirements. In particular, unassigned fund balance may serve as a useful measure of the County's net resources available for spending at the end of the fiscal year.

The County's governmental funds reflect a combined fund balance of \$79.2 million. Of this, \$14.2 million is unassigned fund balance and available for day-to-day operations within the General Fund. \$22.7 million is committed fund balance for capital projects within the General Fund. \$41.8 million is restricted fund balance for General, Debt Service, and the non-major governmental funds in the amounts of \$0.2 million, \$2.8 million, and \$38.8 million respectively. \$0.4 million is nonspendable fund balance for the General Fund and the non-major governmental funds in the amount of \$0.4 million and \$45.4 thousand, respectively, for prepaid items.

There was a decrease in the combined fund balance of \$13.6 million from the prior year for the governmental funds. This overall decrease was primarily due to a decrease in the non-major capital project funds of \$20.9 million. Non-major special revenue funds increased by \$6.9 million and the Debt Service Fund increased by \$0.3 million. General Fund balance increased by \$0.1 million which is down from the previous year's increase of \$1.4 million. This net decrease in change in fund balance for General Fund of \$1.3 million is primarily due to the following factors:

- Increase in General Fund property tax allocation of \$12.5 million due to increased property valuations.
- Increase in fees of office collections of \$2.2 million due to increase in services from all the governmental functions.
- Decrease in federal funds of \$0.8 million primarily due to an increase in uncompensated care reimbursement from CMS for EMS of \$1.4 million and a decrease in grant funding of \$2.0 million.

Fort Bend County Aquatic Fitness Center
PRILIMINARY PROJECT BUDGET
(With expected cost estimates)

<i>Revenue Source</i>	<i>Budget Amount</i>	<i>Remarks</i>
George Foundation	550,000.00	Pool Only
Fort Bend County Contributions	1,535,959.00	Construction Cost
Total	2,085,959.00	

This grant request is only for the construction of the pool. Projected Fort Bend County cost is subject to court approval and certification of funds by auditor.

Fort Bend County Aquatic Fitness Center
PRILIMINARY PROJECT BUDGET
 (With expected cost estimates)

<i>Revenue Source</i>	<i>Budget Amount</i>	<i>Remarks</i>
George Foundation	550,000.00	Pool Only
Fort Bend County Contributions	1,535,959.0 0	Construction Cost
Total	2,085,959.0 0	

This grant request is only for the construction of the pool. Projected Fort Bend County cost are subject to court approval and certification of funds by auditor.

Financial Audit:

For the financials please see our link to the annual reports:

<http://www.fortbendcountytx.gov/index.aspx?page=392>

Form 990 Explanations:

Fort Bend County does not have a form 990; Form 990 is for Non-profit organizations.

For the financials please see our link to the annual reports:

<http://www.fortbendcountytx.gov/index.aspx?page=392>

