

26E

THE STATE OF TEXAS §
 §
COUNTY OF FORT BEND §

ORDER OF FORT BEND COUNTY TO CREATE FORT BEND COUNTY EMERGENCY SERVICES DISTRICT NO. 8 IN PRECINCT 1 AND THE LEVY BY SAID DISTRICT OF A TAX NOT TO EXCEED TEN (10) CENTS ON THE ONE HUNDRED DOLLAR (\$100.00) VALUATION AFTER AN AFFIRMATIVE VOTE OF THE MAJORITY OF THE VOTES CAST IN THE SPECIAL ISSUE ELECTION HELD ON MAY 9, 2015, FAVORED CREATION OF THE DISTRICT AS REQUIRED BY SECTION 775.019 AND OTHER RELEVANT PROVISIONS OF CHAPTER 775, TEXAS HEALTH & SAFETY CODE.

WHEREAS, at an election held on the 9th day of May, 2015, in that part of Fort Bend County, State of Texas, described with the applicable boundaries attached hereto and incorporated herein as Exhibit A, "Boundaries of the Fort Bend County Emergency Services District No. 8";

WHEREAS, at this above described election, there was submitted to the qualified voters the question of whether the territory should be formed into an emergency services district under state law; and


WHEREAS, at the election 118 votes were cast in favor of formation of the district and 86 votes were cast against formation, as recorded in Exhibit B "Canvass of Special Election" attached hereto; and

WHEREAS, the formation of the emergency services district received the affirmative vote of the majority of the votes cast at the election as provided by law;

THEREFORE, BE IT ORDERED, ADJUDGED, AND DECREED BY THE COMMISSIONERS COURT OF FORT BEND COUNTY, TEXAS THAT THE TRACT DESCRIBED ABOVE IN THIS ORDER HAS BEEN DULY AND LEGALLY FORMED INTO AN EMERGENCY SERVICES DISTRICT UNDER THE NAME OF "FORT BEND COUNTY EMERGENCY SERVICES DISTRICT NO. 8", UNDER ARTICLE III, SECTION 48-e, OF THE TEXAS CONSTITUTION AS PROPOSED BY S.J.R. NO. 27, ACTS OF THE 70TH LEGISLATURE, REGULAR SESSION 1987, AND ADOPTED BY THE VOTERS AT AN ELECTION HELD NOVEMBER 3, 1987, AND HAS THE POWERS VESTED BY LAW IN THE DISTRICT.

(Execution Page Follows)

PASSED, APPROVED and ORDERED on this 28th day of July, 2015.




ROBERT HEBERT, COUNTY JUDGE

ATTEST:



Laura Richard, County Clerk
Ex Officio Clerk of Commissioners Court

(COMMISSIONERS COURT SEAL)



I/HNA/Orders/2015/creationesd8/07.10.15

EXHIBIT A

BOUNDARIES OF THE PROPOSED FORT BEND COUNTY EMERGENCY SERVICES DISTRICT NO. 8

BEGINNING at a point at the intersection of the north- right-of-way line of U.S. Highway 90-A and the centerline of the San Bernard River, said point also being in the common county line of Fort Bend County and Wharton County at the southwest corner of the Fort Bend County Emergency Services District No. 3;

THENCE in an Easterly direction, along the southerly boundary line of said Fort Bend County Emergency Services District No. 3, to a point for corner at the intersection with the City of Rosenberg western city limit line;

THENCE in a mostly Southerly and Easterly direction, along said City of Rosenberg city limit line to a point for corner in the south right-of-way line of Randon School Road;

THENCE in a westerly direction, continuing along said City of Rosenberg western city limit line and said south right-of-way line of Randon School Road, approximately 2,500 feet to a point for corner;

THENCE in a Southeasterly direction, continuing along said City of Rosenberg city limit line and along a line parallel and offset 1,500 feet to the northeast of Anton Stade Road to a point for corner east of the terminus of Delmar Road;

THENCE in a Northeasterly and Southeasterly direction, continuing along said City of Rosenberg city limit line to its intersection with the northerly right-of- line of U.S. Highway 59 (at Hartledge Road);

THENCE in a Southwesterly direction, continuing along said City of Rosenberg city limit line and said northerly right-of- way line of U.S. Highway 59 to a point for corner midway between Daily Road and Hamlink Road;

THENCE in a Northerly and Westerly direction, continuing along said City of Rosenberg city limit line to a point for corner in the northeasterly right-of-way line of Beasley West End Road, said point being approximately 2,100 feet southeasterly from the intersection of said Beasley West End Road and Drachenberg Road;

THENCE in a Southerly and Westerly direction, continuing along said City of Rosenberg city limit line to a point for corner in the northwesterly right-of-way line of said Drachenberg Road;

THENCE in a Southwesterly direction, continuing along said City of Rosenberg city limit line and said northwesterly right-of-way line of Drachenberg Road approximately 800 feet to a point for corner;

THENCE in a Southerly and Easterly direction, continuing along said City of Rosenberg city limit line to a point for corner in said northeasterly right-of-way line of Beasley West End Road;

THENCE in a Southeasterly direction, continuing along said City of Rosenberg city limit line to its intersection with the northwesterly right-of-way line of Spur 541;

THENCE in a Southerly direction, continuing along said City of Rosenberg city limit line to its intersection with the southeasterly right-of-way line of U.S. 59;

THENCE in a Northeast and then mostly Southeasterly direction, continuing along said City of Rosenberg city limit line to a point for corner at the centerline of Foster School Road;

THENCE in a Southeasterly direction, continuing along said City of Rosenberg city limit line and the centerline of said Foster School Road, approximately 875 feet to a point for corner;

THENCE in a mostly Northwesterly direction, continuing along said City of Rosenberg city limit line to a point for at the south corner of the John D. Hull Jr., et ux 5.429 acre tract (0331-00-017-0029901);

THENCE in a Northeasterly direction, continuing along said City of Rosenberg city limit line and being parallel and offset to the southeast of U.S. Highway 59 to a point for corner in the northeasterly right-of-way line of Finney Vallet Road;

THENCE in a Southeasterly direction, continuing along said City of Rosenberg city limit line and said northeasterly right-of-way line of Finney Vallet Road, approximately 2,500 feet to a point for corner;

THENCE in a Northeasterly and then Southeasterly direction, continuing along said City of Rosenberg city limit line to a point for corner at Sims Road;

THENCE in a southwesterly direction, departing said City of Rosenberg city limit line and along said Sims Road to a point for corner at said Finney Vallet Road;

THENCE in a Southeasterly direction, along said Finney Vallet Road to a point for corner at Kunz Road;

THENCE in a Southwesterly direction, along said Kunz Road to a point for corner at Blase Road;

THENCE in a Northwesterly direction, along said Blase Road to a point for corner at Waddell Road;

THENCE in a mostly Southwesterly direction, along said Waddell Road to a point for corner at the aforementioned Foster School Road;

THENCE continuing in a Southwesterly direction, along the southeast line of the H. & T.C. R.R. Company Survey, Abstract No. 246 to a point for corner at the intersection of Baker Road and Modena School Road;

THENCE continuing in a Southwesterly direction, along said Modena School Road, passing F.M. Road 360 and Meyer Road to a point for corner at the intersection with Thuesen Road;

THENCE in a Northwesterly direction, along said Thuesen Road to a point for the west corner of the H.L. Bolton Survey, Abstract No. 610;

THENCE in a Southwesterly direction, across the Antonio Balle Survey, Abstract No. 107 to a point for the east corner of the Elizabeth Powell Survey, Abstract No. 71;

THENCE continuing in a Southwesterly direction, along the southeast line of said Powell Survey to a point for the common corner of said Powell Survey, the E.B. George Survey, Abstract No. 199 and the Elisha Moore Survey, Abstract No. 439;

THENCE continuing in a Southwesterly direction, along the common line of said Moore Survey, said George Survey and the Thomas Gay Survey, Abstract No. 30 to a point for corner at the centerline of the San Bernard River, being the common county line of Fort Bend County and Wharton County;

THENCE in a Northerly to Northwesterly direction, along the meanders of said San Bernard River and said common county line to the **POINT OF BEGINNING** of the herein described description.

SAVE AND EXCEPT there is excluded from this boundary description any area that may be within the corporate limits and extraterritorial jurisdiction of the City of Rosenberg, Texas, the City of Orchard, Texas, the City of East Bernard, Texas, the corporate limits and extraterritorial jurisdiction of the City of Richmond, Texas, the City of Sugar Land, Texas, the City of Thompsons, Texas, the City of Needville, Texas, and the area described in the Industrial Agreement Number 2003-29 between the City of Rosenberg and Hudson Products Corporation.

EXHIBIT B



**Office of Elections Administration
Fort Bend County, Texas**

John Oldham
Elections Administrator

(281) 341-8670
Fax (281) 341-4418

CANVASS

I, John Oldham, Elections Administrator for Fort Bend County Texas, do certify that the following are a true and accurate statement of the votes cast in the various precincts of Fort Bend County for the Special Election held on May 9, 2015 on behalf of the Fort Bend County Emergency Services District No. 8.

Dated: May 15, 2015

A handwritten signature in black ink, appearing to read "John Oldham", is written over a horizontal line.


John Oldham
Elections Administrator
Fort Bend County, Texas

Fort Bend County Rosenberg Annex Building
Physical: 4520 Reading Road, Suite A, Rosenberg, Texas 77471
Mailing: 301 Jackson Street, Suite 101, Richmond, Texas 77469
e-mail address: vote@co.fort-bend.tx.us


CANVASS OF SPECIAL ELECTION

On Tuesday, May 19, 2015 in Richmond, Texas, the following members of the Fort Bend County Commissioners Court, sitting as the canvassing board, met to canvass the results from the various precincts of Fort Bend County for the Special Election held on May 9, 2015 to approve or disapprove the creation of the proposed Emergency Services District No. 8.

We certify that the attached tabulation is the official results of the Special Election held in Fort Bend County, Texas on May 9, 2015.



Commissioner



Commissioner

Commissioner

District Totals for ESD 8 Election

Jurisdiction	Register Voters	Ballots Cast	For	Against	Over Votes	Undervotes
City of Beasley	342	39	28	10	0	1
Beasley ETJ	121	13	9	4	0	0
Total of Beasley & Beasley ETJ	463	52	37	14	0	1
City of Kendleton	323	15	14	1	0	0
Kendleton ETJ	53	9	8	0	0	1
Total of Kendleton & Kendleton ETJ	376	24	22	1	0	1
Rosenberg ETJ	882	25	12	13	0	0
Total Rosenberg ETJ	882	25	12	13	0	0
Orchard ETJ	130	2	2	0	0	0
Total Orchard ETJ	130	2	2	0	0	0
Other Unincorporated Area	348	15	13	2	0	0
Total Other Unincorporated Area	348	15	13	2	0	0
District Total	2199	118	86	30	0	2

**Emergency Services District No. 8 - Canvass Report — Total Voters — Official
Fort Bend County, Texas — GENERAL AND SPECIAL ELECTION — May 09, 2015**

05/14/2015 08:41 AM
Precincts Reporting 132 of 132 = 100.00%

Total Number of Voters : 14,844 of 292,558 = 5.07%

Page 1 of 7

PROPOSITION ESD 8

Precinct	Early Ballots Cast	Election Ballots Cast	Total Ballots Cast	Registered Voters	Percent Turnout	FOR	AGAINST	Totals
1002	5	8	13	252	5.16%	11	2	13
1015	0	0	0	8	00.00%	0	0	0
1024	1	1	2	88	2.27%	2	0	2
Totals	6	9	15	348		13	2	15

**Emergency Services District No. 8 - Canvass Report — Total Voters — Official
Fort Bend County, Texas — GENERAL AND SPECIAL ELECTION — May 09, 2015**

05/14/2015 08:41 AM
Precincts Reporting 132 of 132 = 100.00%

Page 2 of 7

Total Number of Voters : 14,844 of 292,558 = 5.07%

PROPOSITION ESD 8 City of Kendleton

Precinct	Early Ballots Cast	Election Ballots Cast	Total Ballots Cast	Registered Voters	Percent Turnout	FOR	AGAINST	Totals
1002	7	8	15	323	4.64%	14	1	15
Total	7	8	15	323		14	1	15

**Emergency Services District No. 8 - Canvass Report — Total Voters — Official
Fort Bend County, Texas — GENERAL AND SPECIAL ELECTION — May 09, 2015**

05/14/2015 08:41 AM
Precincts Reporting 132 of 132 = 100.00%

Page 3 of 7

Total Number of Voters : 14,844 of 292,558 = 5.07%

PROPOSITION ESD 8 City of Kendleton ETJ

Precinct	Early Ballots Cast	Election Ballots Cast	Total Ballots Cast	Registered Voters	Percent Turnout	FOR	AGAINST	Totals
1002	3	6	9	53	16.98%	8	0	8
Totals	3	6	9	53		8	0	8

**Emergency Services District No. 8 - Canvass Report --- Total Voters --- Official
Fort Bend County, Texas --- GENERAL AND SPECIAL ELECTION --- May 09, 2015**

05/14/2015 08:41 AM
Precincts Reporting 132 of 132 = 100.00%

Page 4 of 7

Total Number of Voters : 14,844 of 292,558 = 5.07%

PROPOSITION ESD 8 City of Beasley						
Precinct	Early Ballots Cast	Election Ballots Cast	Total Ballots Cast	Registered Voters	Percent Turnout	Totals
1015	28	11	39	342	11.40%	38
Totals	28	11	39	342	28	10
						38

**Emergency Services District No. 8 - Canvass Report — Total Voters — Official
Fort Bend County, Texas — GENERAL AND SPECIAL ELECTION — May 09, 2015**

Page 5 of 7

05/14/2015 08:41 AM
Precincts Reporting 132 of 132 = 100.00%

Total Number of Voters : 14,844 of 292,558 = 5.07%

PROPOSITION ESD 8 City of Beasley ETJ

Precinct	Early Ballots Cast	Election Ballots Cast	Total Ballots Cast	Registered Voters	Percent Turnout	FOR	AGAINST	Totals
1015	2	0	2	2	100.00%	0	2	2
1024	10	1	11	119	9.24%	9	2	11
Totals	12	1	13	121		9	4	13

**Emergency Services District No. 8 - Canvass Report — Total Voters — Official
Fort Bend County, Texas — GENERAL AND SPECIAL ELECTION — May 09, 2015**

05/14/2015 08:41 AM
Precincts Reporting 132 of 132 = 100.00%

Total Number of Voters : 14,844 of 292,558 = 5.07%

Page 6 of 7

PROPOSITION ESD 8 City of Rosenberg ETJ

Precinct	Early Ballots Cast	Election Ballots Cast	Total Ballots Cast	Registered Voters	Percent Turnout	FOR	AGAINST	Totals
1015	6	8	14	440	3.18%	6	8	14
1024	2	7	9	400	2.25%	6	3	9
1025	2	0	2	42	4.76%	0	2	2
1054	0	0	0	0	00.00%	0	0	0
Totals	10	16	26	882		12	13	25

**Emergency Services District No. 8 - Canvass Report — Total Voters — Official
Fort Bend County, Texas — GENERAL AND SPECIAL ELECTION — May 09, 2015**

Page 7 of 7
 Total Number of Voters : 14,844 of 292,558 = 5.07%
 Precincts Reporting 132 of 132 = 100.00%
 05/14/2015 08:41 AM

PROPOSITION ESD 8 City of Orchard ETJ

Precinct	Early Ballots Cast	Election Ballots Cast	Total Ballots Cast	Registered Voters	Percent Turnout	FOR	AGAINST	Totals
1024	0	2	2	130	1.54%	2	0	2
Totals	0	2	2	130		2	0	2

**Emergency Services District No. 8 - Cumulative Report — Official
Fort Bend County, Texas — GENERAL AND SPECIAL ELECTION — May 09, 2015**

Total Number of Voters : 14,844 of 292,558 = 5.07%

Precincts Reporting 132 of 132 = 100.00%

Party	Candidate	Early	Election	Total

PROPOSITION ESD 8, Vote For 1

FOR
AGAINST

6	100.00%	7	77.78%	13	86.67%
0	0.00%	2	22.22%	2	13.33%

6	100.00%	9	100.00%	15	100.00%
0	0.00%	0	0.00%	0	0.00%
0	0.00%	0	0.00%	0	0.00%

Cast Votes:
Over Votes:
Under Votes:

Precincts			Voters		
Counted	Total	Percent	Ballots	Registered	Percent
3	3	100.00%	15	348	4.31%

PROPOSITION ESD 8 City of Kendleton, Vote For 1

FOR
AGAINST

6	85.71%	8	100.00%	14	93.33%
1	14.29%	0	0.00%	1	6.67%

7	100.00%	8	100.00%	15	100.00%
0	0.00%	0	0.00%	0	0.00%
0	0.00%	0	0.00%	0	0.00%

Cast Votes:
Over Votes:
Under Votes:

Precincts			Voters		
Counted	Total	Percent	Ballots	Registered	Percent
1	1	100.00%	15	323	4.64%

PROPOSITION ESD 8 City of Kendleton ETJ, Vote For 1

FOR
AGAINST

3	100.00%	5	100.00%	8	100.00%
0	0.00%	0	0.00%	0	0.00%

3	100.00%	5	83.33%	8	88.89%
0	0.00%	0	0.00%	0	0.00%
0	0.00%	1	16.67%	1	11.11%

Cast Votes:
Over Votes:
Under Votes:

Precincts			Voters		
Counted	Total	Percent	Ballots	Registered	Percent
1	1	100.00%	9	53	16.98%

**Emergency Services District No. 8 - Cumulative Report — Official
Fort Bend County, Texas — GENERAL AND SPECIAL ELECTION — May 09, 2015**

Page 2 of 3

05/14/2015 08:41 AM

Total Number of Voters : 14,844 of 292,558 = 5.07%

Precincts Reporting 132 of 132 = 100.00%

Party	Candidate	Early	Election	Total

PROPOSITION ESD 8 City of Beasley, Vote For 1

FOR
AGAINST

17	62.96%	11	100.00%	28	73.68%
10	37.04%	0	0.00%	10	26.32%
27	96.43%	11	100.00%	38	97.44%
0	0.00%	0	0.00%	0	0.00%
1	3.57%	0	0.00%	1	2.56%

Cast Votes:
Over Votes:
Under Votes:

Precincts				Voters	
Counted	Total	Percent	Ballots	Registered	Percent
1	1	100.00%	39	342	11.40%

PROPOSITION ESD 8 City of Beasley ETJ, Vote For 1

FOR
AGAINST

8	66.67%	1	100.00%	9	69.23%
4	33.33%	0	0.00%	4	30.77%
12	100.00%	1	100.00%	13	100.00%
0	0.00%	0	0.00%	0	0.00%
0	0.00%	0	0.00%	0	0.00%

Cast Votes:
Over Votes:
Under Votes:

Precincts				Voters	
Counted	Total	Percent	Ballots	Registered	Percent
2	2	100.00%	13	121	10.74%

PROPOSITION ESD 8 City of Rosenberg ETJ, Vote For 1

FOR
AGAINST

6	60.00%	6	40.00%	12	48.00%
4	40.00%	9	60.00%	13	52.00%
10	100.00%	15	100.00%	25	100.00%
0	0.00%	0	0.00%	0	0.00%
0	0.00%	0	0.00%	0	0.00%

Cast Votes:
Over Votes:
Under Votes:

Precincts				Voters	
Counted	Total	Percent	Ballots	Registered	Percent
4	4	100.00%	25	882	2.83%

**Emergency Services District No. 8 - Cumulative Report — Official
 Fort Bend County, Texas — GENERAL AND SPECIAL ELECTION — May 09, 2015**

Page 3 of 3

05/14/2015 08:41 AM

Total Number of Voters : 14,844 of 292,558 = 5.07%

Precincts Reporting 132 of 132 = 100.00%

Party	Candidate	Early	Election	Total
		0 0.00%	2 100.00%	2 100.00%
		0 0.00%	0 0.00%	0 0.00%

FOR
AGAINST

Cast Votes: 0 0.00% 2 100.00% 2 100.00%
 Over Votes: 0 0.00% 0 0.00% 0 0.00%
 Under Votes: 0 0.00% 0 0.00% 0 0.00%

Precincts			Voters	
Counted	Total	Percent	Ballots	Registered
1	1	100.00%	2	130
				1.54%

Emergency Services District No. 8 - Precinct Report — Official
Fort Bend County, Texas — GENERAL AND SPECIAL ELECTION — May 09, 2015

Page 1 of 5

05/14/2015 08:42 AM
 Precincts Reporting 132 of 132 = 100.00%

Total Number of Voters : 14,844 of 292,558 = 5.07%

Party	Candidate	Early	Election	Total
-------	-----------	-------	----------	-------

Precinct 1002 (Ballots Cast: 37)

PROPOSITION ESD 8, Vote For 1

FOR	AGAINST	Cast Votes:	Over Votes:	Under Votes:
5	0	5	0	0
100.00%	0.00%	100.00%	0.00%	0.00%
6	2	8	0	0
75.00%	25.00%	100.00%	0.00%	0.00%
11	2	13	0	0
84.62%	15.38%	100.00%	0.00%	0.00%

PROPOSITION ESD 8 City of Kendleton, Vote For 1

FOR	AGAINST	Cast Votes:	Over Votes:	Under Votes:
6	1	6	0	0
85.71%	14.29%	100.00%	0.00%	0.00%
8	0	8	0	0
100.00%	0.00%	100.00%	0.00%	0.00%
14	1	15	0	0
93.33%	6.67%	100.00%	0.00%	0.00%

PROPOSITION ESD 8 City of Kendleton ETJ, Vote For 1

FOR	AGAINST	Cast Votes:	Over Votes:	Under Votes:
3	0	3	0	0
100.00%	0.00%	100.00%	0.00%	0.00%
5	0	5	0	0
100.00%	0.00%	83.33%	0.00%	0.00%
8	0	8	0	0
100.00%	0.00%	88.89%	0.00%	0.00%
1	1	2	0	0
11.11%	11.11%	11.11%	0.00%	0.00%

Emergency Services District No. 8 - Precinct Report — Official
Fort Bend County, Texas — GENERAL AND SPECIAL ELECTION — May 09, 2015

Page 2 of 5

05/14/2015 08:42 AM
 Precincts Reporting 132 of 132 = 100.00%

Total Number of Voters : 14,844 of 292,558 = 5.07%

Party	Candidate	Early	Election	Total
-------	-----------	-------	----------	-------

Precinct 1015 (Ballots Cast: 59)

PROPOSITION ESD 8, Vote For 1

FOR	AGAINST	0	0.00%	0	0.00%	0	0.00%
0	0	0	0.00%	0	0.00%	0	0.00%
0	0	0	0.00%	0	0.00%	0	0.00%
0	0	0	0.00%	0	0.00%	0	0.00%
0	0	0	0.00%	0	0.00%	0	0.00%
0	0	0	0.00%	0	0.00%	0	0.00%
Cast Votes:							
Over Votes:							
Under Votes:							

PROPOSITION ESD 8 City of Beasley, Vote For 1

FOR	AGAINST	17	62.96%	11	100.00%	28	73.68%
10	0	37.04%	0	0.00%	10	26.32%	
27	0	96.43%	11	100.00%	38	97.44%	
0	0	0.00%	0	0.00%	0	0.00%	
1	0	3.57%	0	0.00%	1	2.56%	
Cast Votes:							
Over Votes:							
Under Votes:							

PROPOSITION ESD 8 City of Beasley ETJ, Vote For 1

FOR	AGAINST	0	0.00%	0	0.00%	0	0.00%
2	0	100.00%	0	0.00%	2	100.00%	
2	0	100.00%	0	0.00%	2	100.00%	
0	0	0.00%	0	0.00%	0	0.00%	
0	0	0.00%	0	0.00%	0	0.00%	
Cast Votes:							
Over Votes:							
Under Votes:							

PROPOSITION ESD 8 City of Rosenberg ETJ, Vote For 1

FOR	AGAINST	5	83.33%	1	12.50%	6	42.86%
1	0	16.67%	7	87.50%	8	57.14%	
6	0	100.00%	8	100.00%	14	100.00%	
0	0	0.00%	0	0.00%	0	0.00%	
0	0	0.00%	0	0.00%	0	0.00%	
Cast Votes:							
Over Votes:							
Under Votes:							

Emergency Services District No. 8 - Precinct Report — Official
Fort Bend County, Texas — GENERAL AND SPECIAL ELECTION — May 09, 2015

Page 3 of 5

05/14/2015 08:42 AM
 Precincts Reporting 132 of 132 = 100.00%

Total Number of Voters : 14,844 of 292,568 = 5.07%

Party	Candidate	Early	Election	Total
-------	-----------	-------	----------	-------

Precinct 1024 (Ballots Cast: 24)

PROPOSITION ESD 8, Vote For 1		FOR		AGAINST	
Cast Votes:	1	100.00%	1	100.00%	2
Over Votes:	0	0.00%	0	0.00%	0
Under Votes:	1	100.00%	1	100.00%	2
	0	0.00%	0	0.00%	0
	0	0.00%	0	0.00%	0

PROPOSITION ESD 8 City of Beasley ETJ, Vote For 1		FOR		AGAINST	
Cast Votes:	8	80.00%	1	100.00%	9
Over Votes:	2	20.00%	0	0.00%	2
Under Votes:	10	100.00%	1	100.00%	11
	0	0.00%	0	0.00%	0
	0	0.00%	0	0.00%	0

PROPOSITION ESD 8 City of Rosenberg ETJ, Vote For 1		FOR		AGAINST	
Cast Votes:	1	50.00%	5	71.43%	6
Over Votes:	1	50.00%	2	28.57%	3
Under Votes:	2	100.00%	7	100.00%	9
	0	0.00%	0	0.00%	0
	0	0.00%	0	0.00%	0

PROPOSITION ESD 8 City of Orchard ETJ, Vote For 1		FOR		AGAINST	
Cast Votes:	0	0.00%	2	100.00%	2
Over Votes:	0	0.00%	0	0.00%	0
Under Votes:	0	0.00%	2	100.00%	2
	0	0.00%	0	0.00%	0
	0	0.00%	0	0.00%	0

**Emergency Services District No. 8 - Precinct Report — Official
 Fort Bend County, Texas — GENERAL AND SPECIAL ELECTION — May 09, 2015**

Page 5 of 5

05/14/2015 08:42 AM
 Precincts Reporting 132 of 132 = 100.00%

Total Number of Voters : 14,844 of 292,558 = 5.07%

Party	Candidate	Early	Election	Total
-------	-----------	-------	----------	-------

Precinct 1054 (Ballots Cast: 19)

PROPOSITION ESD 8 City of Rosenberg ETJ, Vote For 1

FOR	AGAINST	Cast Votes:	Over Votes:	Under Votes:
0	0	0	0	0
0.00%	0.00%	0.00%	0.00%	0.00%
0	0	0	0	0
0.00%	0.00%	0.00%	0.00%	0.00%
0	0	0	0	0
0.00%	0.00%	0.00%	0.00%	0.00%