

16 Q

**REVIEW BY FORT BEND COUNTY COMMISSIONERS COURT**

On this 28th day of July, 2015, Commissioners Court came on to be heard and reviewed the accompanying notice of Drymalla Construction

Job Location 26721 Hawks Prairie Boulevard, Katy, TX 77494

Date 7/13/2015 Bond No. 82390928, Permit No. 2015-1425 to make use of certain Fort Bend County property subject to, "A Revised Order Regulating the Laying, Construction, Maintenance, and Repair of Buried Cables, Conduits, and Pole Lines, In, Under, Across or Along Roads, Streets, Highways, and Drainage Ditches in Fort Bend County, Texas, Under the Jurisdiction of the Commissioners Court of Fort Bend County, Texas," as passed by the Commissioners Court of Fort Bend County, Texas the 3rd day of August, 1987, recorded in Volume \_\_\_\_\_ of the Minutes of the Commissioners Court of Fort Bend County, Texas, to the extent that such order is not inconsistent with Article 1436a, Vernon's Texas Civil Statutes. Upon Motion of Commissioner Meyers, seconded by Commissioner Morrison, duly put and carried, it is ORDERED, ADJUDGED AND DECREED that said notice of said above purpose is hereby acknowledged by the Commissioners Court of Fort Bend County, Texas, and that said notice be placed on record according to the regulation order thereof.

Notes:

1. Evidence of review by the Commissioners Court must be kept on the job site and failure to do so constitutes grounds for job shutdown.
2. Written notices are required:
  - a. 48 hours in advance of construction start up, and
  - b. when construction is completed and ready for final inspection
 Mail notices to: Permit Administrator  
 Fort Bend County Engineering  
 301 Jackson Street  
 Richmond, Texas 77469  
 281-633-7500
3. This permit expires one (1) year from date of permit if construction has not commenced.

By: [Signature]  
County Engineer

Presented to Commissioners Court and approved.  
Recorded in Volume 7-28-15  
Minutes of Commissioners Court

By: N/A  
Drainage District Engineer/Manager

Clerk of Commissioners Court  
By: [Signature]  
Deputy



**PERFORMANCE BOND COVERING ALL CABLE, CONDUIT AND/OR POLE LINE  
ACTIVITY IN, UNDER, ACROSS OR ALONG FORT BEND COUNTY ROAD**

AUTHORIZED

BOND NO 82390928

THE STATE OF TEXAS                   §

KNOW ALL MEN BY THESE PRESENTS:

COUNTY OF FORT BEND               §

THAT WE, Drymalla Construction Company, Inc. whose address is 608 Harbert Street, Columbus, TX 789374 Texas, hereinafter called the Principal, And Federal Insurance Company, a Corporation existing under and by virtue of the laws of the state of Indiana and authorized to do an indemnifying business in the state of Texas, and whose principal office is located at 15 Mountain View Road, Warren, NJ 07059, whose officer residing in the State of Texas, authorized to accept service in all suits and actions brought whining said state is Brock Masterson and Whose address is 2800 Post Oak Blvd. Suite 2400, Houston, TX 77056-6118, hereinafter called the Surety, and held and firmly bound unto, Robert e. Hebert, County Judge of Fort Bend County, Texas, or his successors in office, in the full sum of Five Thousand and No/100 Dollars (\$ 5,000.00 ) current, lawful money of the United States of America, to be paid to said Robert E. Hebert, County Judge of Fort Bend County, Texas, or his successors in office, to which payment well and truly to be made and done, we, the undersigned, bind ourselves and each of us, our heirs, executors, administrators, successors, assigns, and legal representatives, jointly and severally, by these presents.

THE CONDITION OF THIS BOND IS SUCH THAT, WHEREAS, the above bounden principal contemplates laying, constructing, maintaining and/or repairing one or more cables, conduits, and/or pole lines in, under, across and/or along roads, streets and highways, commercial driveway and median openings or modifications in the County of Fort Bend, and the State of Texas, under the jurisdiction of the Commissioners' Court of Fort Bend County, Texas, pursuant to the Commissioners' Court order adopted on the 1st day of December, A.D. 1980, recorded in Volume 13, of the Commissioners' Court Minutes of Fort Bend County, Texas, regulating same, which Commissioners' Court order is hereby referred to and made a part hereof for all purposes as though fully set out herein;

AND WHEREAS, the principal desires to provide Fort Bend County with a performance bond covering all such cable, conduit and/or pole line activity, commercial driveway and median openings or modifications;

NOW, THEREFORE, if the above bounden principal shall faithfully perform all its cable, conduit and/or pole line activity (including, but not limited to the laying, construction, maintenance and/or repair of cables, conduits and/or pole lines) in, under, across and/or along roads, streets and highways, commercial driveway and median openings or modifications in the County of Fort Bend and State of Texas, under the jurisdiction of the Commissioners Court of Fort Bend County, Texas, pursuant to and in accordance with minimum requirements and conditions of the above mentioned Commissioners' Court order set forth and specified to be by said principal done and performed, at the time and in the manner therein specified, and shall pay over and make good and reimburse Fort Bend County, all loss and damages which Fort Bend County may sustain by reason of any failure or default on the part of said principal, then this obligation shall be null and void, otherwise to remain in full force and effect.

This bond is payable at the County Courthouse in the County of Fort Bend and State of Texas.

It is understood that at any time Fort Bend County deems itself insecure under this bond, it may require further and/or additional bonds of the principal.

EXECUTED this 1st day of July, 20 15.

Drymalla Construction Company, Inc.  
PRINCIPAL

BY  
Federal Insurance Company  
SURETY

BY Heather Noles, Attorney-in-Fact





Chubb  
Surety

POWER  
OF  
ATTORNEY

Federal Insurance Company  
Vigilant Insurance Company  
Pacific Indemnity Company

Attn: Surety Department  
15 Mountain View Road  
Warren, NJ 07059

Know All by These Presents, That FEDERAL INSURANCE COMPANY, an Indiana corporation, VIGILANT INSURANCE COMPANY, a New York corporation, and PACIFIC INDEMNITY COMPANY, a Wisconsin corporation, do each hereby constitute and appoint Joni Bowen, Edward G. Britt, Jr., Robert C. Davis, Kristi Lovett, Barry K. McCord, David T. Miclette, David G. Miclette, Heather Noles, Tabitha Reedy, Ashley Britt Russell and Brett A. Tisdale of Houston Texas; Rita G. Gulizo, Michael F. Tubbs and Susan D. Zapalowski of New Orleans, Louisiana

each as their true and lawful Attorney- In- Fact to execute under such designation in their names and to affix their corporate seals to and deliver for and on their behalf as surety thereon or otherwise, bonds and undertakings and other writings obligatory in the nature thereof (other than ball bonds) given or executed in the course of business, and any instruments amending or altering the same, and consents to the modification or alteration of any instrument referred to in said bonds or obligations. In Witness Whereof, said FEDERAL INSURANCE COMPANY, VIGILANT INSURANCE COMPANY, and PACIFIC INDEMNITY COMPANY have each executed and attested these presents and affixed their corporate seals on this 9<sup>th</sup> day of March, 2015.

*Dawn M. Chloros*

Dawn M. Chloros, Assistant Secretary

*David B. Norris, Jr.*

David B. Norris, Jr., Vice President



STATE OF NEW JERSEY

ss.

County of Somerset

On this 9<sup>th</sup> day of March, 2015 before me, a Notary Public of New Jersey, personally came Dawn M. Chloros, to me known to be Assistant Secretary of FEDERAL INSURANCE COMPANY, VIGILANT INSURANCE COMPANY, and PACIFIC INDEMNITY COMPANY, the companies which executed the foregoing Power of Attorney, and the said Dawn M. Chloros, being by me duly sworn, did depose and say that she is Assistant Secretary of FEDERAL INSURANCE COMPANY, VIGILANT INSURANCE COMPANY, and PACIFIC INDEMNITY COMPANY and knows the corporate seals thereof, that the seals affixed to the foregoing Power of Attorney are such corporate seals and were thereto affixed by authority of the By- Laws of said Companies; and that she signed said Power of Attorney as Assistant Secretary of said Companies by like authority; and that she is acquainted with David B. Norris, Jr., and knows him to be Vice President of said Companies; and that the signature of David B. Norris, Jr., subscribed to said Power of Attorney is in the genuine handwriting of David B. Norris, Jr., and was thereto subscribed by authority of said By- Laws and in deponent's presence.

Notarial Seal



KATHERINE J. ADELAAR  
NOTARY PUBLIC OF NEW JERSEY  
No. 2316685  
Commission Expires July 16, 2019

*Katherine J. Adelaar*  
Notary Public

CERTIFICATION

Extract from the By- Laws of FEDERAL INSURANCE COMPANY, VIGILANT INSURANCE COMPANY, and PACIFIC INDEMNITY COMPANY:

"All powers of attorney for and on behalf of the Company may and shall be executed in the name and on behalf of the Company, either by the Chairman or the President or a Vice President or an Assistant Vice President, jointly with the Secretary or an Assistant Secretary, under their respective designations. The signature of such officers may be engraved, printed or lithographed. The signature of each of the following officers: Chairman, President, any Vice President, any Assistant Vice President, any Secretary, any Assistant Secretary and the seal of the Company may be affixed by facsimile to any power of attorney or to any certificate relating thereto appointing Assistant Secretaries or Attorneys- In- Fact for purposes only of executing and attesting bonds and undertakings and other writings obligatory in the nature thereof, and any such power of attorney or certificate bearing such facsimile signature or facsimile seal shall be valid and binding upon the Company and any such power so executed and certified by such facsimile signature and facsimile seal shall be valid and binding upon the Company with respect to any bond or undertaking to which it is attached."

I, Dawn M. Chloros, Assistant Secretary of FEDERAL INSURANCE COMPANY, VIGILANT INSURANCE COMPANY, and PACIFIC INDEMNITY COMPANY (the "Companies") do hereby certify that

- (i) the foregoing extract of the By- Laws of the Companies is true and correct,
- (ii) the Companies are duly licensed and authorized to transact surety business in all 50 of the United States of America and the District of Columbia and are authorized by the U.S. Treasury Department; further, Federal and Vigilant are licensed in the U.S. Virgin Islands, and Federal is licensed in Guam, Puerto Rico, and each of the Provinces of Canada except Prince Edward Island; and
- (iii) the foregoing Power of Attorney is true, correct and in full force and effect.

Given under my hand and seals of said Companies at Warren, NJ this 1st day of July, 2015.



*Dawn M. Chloros*  
Dawn M. Chloros, Assistant Secretary

IN THE EVENT YOU WISH TO NOTIFY US OF A CLAIM, VERIFY THE AUTHENTICITY OF THIS BOND OR NOTIFY US OF ANY OTHER MATTER, PLEASE CONTACT US AT ADDRESS LISTED ABOVE, OR BY Telephone (908) 903-3493 Fax (908) 903-3656 e-mail: surety@chubb.com



**IMPORTANT NOTICE**

In order to Obtain Information or Make a Complaint:

You may call **Chubb Surety (Federal Insurance Company; Vigilant Insurance Company or Pacific Indemnity Company):**

**908/903-3485**

or

You may write to them at the following address:

**Attn: Surety Department  
15 Mountain View Road  
Warren, NJ 07059**

or

You may fax to them at:

**908/903-3656**

or

You may email to them at:

**[surety@chubb.com](mailto:surety@chubb.com)**

You may also contact the **Texas Department of Insurance** to obtain information on companies, coverages, rights or complaints at:

**800/252-3439**

You may write the **Texas Department of Insurance** at the following address:

**P O Box 149104  
Austin, TX 78714-9104**

2015-1425

07/13/2015 09:36 AM

26721 Hawks Prairie Boulevard

Applicant:  
Drymalla Construction  
Russell Warschak

**Paid By: Applicant**

Drymalla Construction  
Russell Warschak  
608 Harbert St. Columbus, TX 78934

**Permit Type**

Type	Fee
Commercial Driveway Permit (\$150)	\$150.00
Commercial Driveway Permit (\$150)	\$150.00
<b>Total</b>	<b>\$300.00</b>

**Payments**

Payment ID	Payment Date	Payment Type	Description	Ref. Number	Amount
650173	07/13/2015	Check	commercial driveways	129883	\$150.00
650173	07/13/2015	Check	commercial driveways	129883	\$150.00
<b>Total</b>					<b>\$300.00</b>

Discount Total (\$0.00)

Payment Amount \$300.00

Balance Due \$0.00

**THIS IS NOT A PERMIT.** This receipt does not authorize you to begin construction of your project.

**DRYMALLA CONSTRUCTION COMPANY**

**129883**

DATE	INVOICE NO.	DESCRIPTION	INVOICE AMOUNT	DEDUCTION	BALANCE
6-30-15	63015	Katy #14	300.00	.00	300.00
<b>TOTALS</b>			<b>300.00</b>	<b>.00</b>	<b>300.00</b>

<b>CHECK DATE</b> 6-30-15	<b>CHECK NUMBER</b> 129883	<b>TOTALS</b> 300.00	.00	300.00
------------------------------	-------------------------------	-------------------------	-----	--------

## Russell Warschak

---

**From:** no-reply@mygovernmentonline.org  
**Sent:** Monday, June 29, 2015 11:30 AM  
**To:** Russell Warschak  
**Subject:** MyGovernmentOnline - Your application APP-1033 (26721 Hawks Prairie Boulevard) was returned to you by Fort Bend County.

## MyGovernmentOnline.org

**You Application #APP-1033 was returned to you by Fort Bend County.**

Please visit your [MyGovernmentOnline Customer Portal](#) account page to view your application, make necessary changes, and return your application to Fort Bend County.

Application Type: Driveway Permit

Address/Location: 26721 Hawks Prairie Boulevard

Date Returned: 6/29/2015 11:29:33 AM

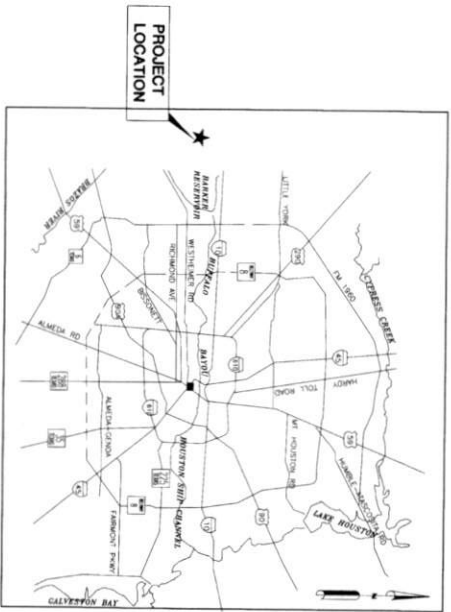
Permit # 2015-1425

# CONSTRUCTION PLANS

FOR

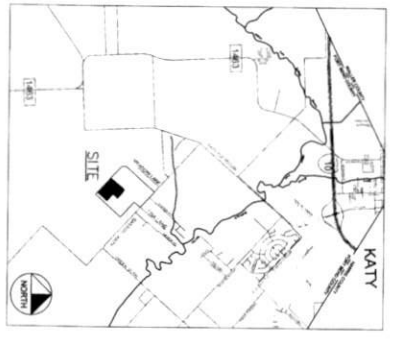
# KATY INDEPENDENT SCHOOL DISTRICT JUNIOR HIGH SCHOOL # 14

26721 HAWKS PRAIRIE BLVD  
FORT BEND COUNTY, TEXAS 77494



## NOVEMBER 2014

SHEET NUMBER	SHEET TITLE
C000	COVER
C001	GENERAL NOTES AND LEGENDS
C101	TOPOGRAPHIC SURVEY
C200	OVERALL CIVIL SITE PLAN
C201	SCHOOL ZONE SIGNAGE PLAN
C202	CIVIL SITE PLAN AND DIMENSIONAL LAYOUT SHEET 1 OF 3
C203	CIVIL SITE PLAN AND DIMENSIONAL LAYOUT SHEET 2 OF 3
C204	CIVIL SITE PLAN AND DIMENSIONAL LAYOUT SHEET 3 OF 3
C205	EROSION CONTROL PLAN
C206	FIRE APARATUS PLAN
C301	WATER AND SANITARY SEWER PLAN SHEET 1 OF 3
C302	WATER AND SANITARY SEWER PLAN SHEET 2 OF 3
C303	WATER AND SANITARY SEWER PLAN SHEET 3 OF 3
C401	STORM SEWER PLAN SHEET 1 OF 3
C402	STORM SEWER PLAN SHEET 2 OF 3
C403	STORM SEWER PLAN SHEET 3 OF 3
C501	GRADING PLAN SHEET 1 OF 3
C502	GRADING PLAN SHEET 2 OF 3
C503	GRADING PLAN SHEET 3 OF 3
C601	DRAINAGE AREA MAP
C602	DRAINAGE CALCULATIONS SHEET 1 OF 2
C603	DRAINAGE CALCULATIONS SHEET 2 OF 2
C701	PAVING NOTES AND DETAILS (1 OF 2)
C702	PAVING NOTES AND DETAILS (2 OF 2)
C703	WATER LINE NOTES AND DETAILS (1 OF 2)
C704	WATER LINE NOTES AND DETAILS (2 OF 2)
C705	SANITARY SEWER NOTES AND DETAILS
C706	STORM SEWER NOTES AND DETAILS
C707	EROSION CONTROL NOTES AND DETAILS



**FORT BEND COUNTY ENGINEER**  
*Richard W. Stollers*  
 RICHARD W. STOLLERS, P.E.  
 2/19/15  
 THESE SIGNATURES ARE VOID IF CONSTRUCTION HAS NOT COMMENCED IN (1) YEAR FROM DATE OF APPROVAL.  
 APPROVED: *[Signature]*  
 DEVELOPMENT COORDINATOR  
 DATE: 2/19/15

CONTACT DISTRICT OPERATIONS  
 JUNIOR HIGH SCHOOL #14  
 26721 HAWKS PRAIRIE BLVD  
 FORT BEND COUNTY, TEXAS 77494  
 (281) 296-6800

FINN  
 FLOOD INSURANCE RATE MAP  
 PANEL 108 OF 518  
 MAP # 481830104  
 DATE: APRIL 2, 2014  
 BFE ELEVATION: 12'

ONE-CALL NOTIFICATION SYSTEM  
 CALL BEFORE YOU DIG!!!  
 (713) 328-8111  
 (NEW SIGNATURE NEEDED OUTSIDE HOUSTON)

11 University Park, 22nd Floor  
 Houston, TX 77002-8009  
 Tel: 713.866.8000  
 Fax: 713.866.8001  
 www.pbk.com

**JUNIOR HIGH SCHOOL NO. 14  
KATY INDEPENDENT SCHOOL DISTRICT**

**CIVIL KEY PLAN**

**PROFESSIONAL ENGINEER**

DATE	BY	REVISION

**COVER**

**C000**





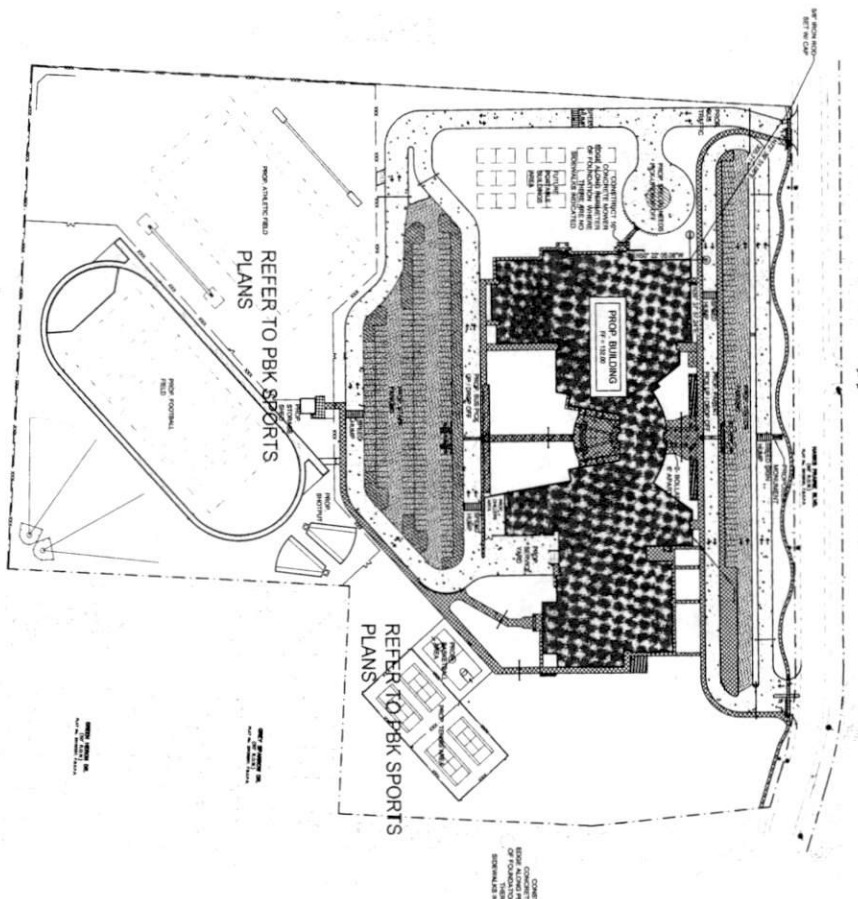
11 Gateway Plaza, 2nd Floor  
 Kansas City, MO 64108  
 781.561.1211  
 781.561.1212  
 Fax: 781.561.1213  
 www.pbr.com

## JUNIOR HIGH SCHOOL NO. 14 KATY INDEPENDENT SCHOOL DISTRICT

**PBR**  
 CIVIL KEY PLAN  
 THIS PLAN  
 NORTH ARROWS

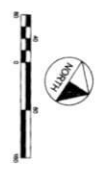
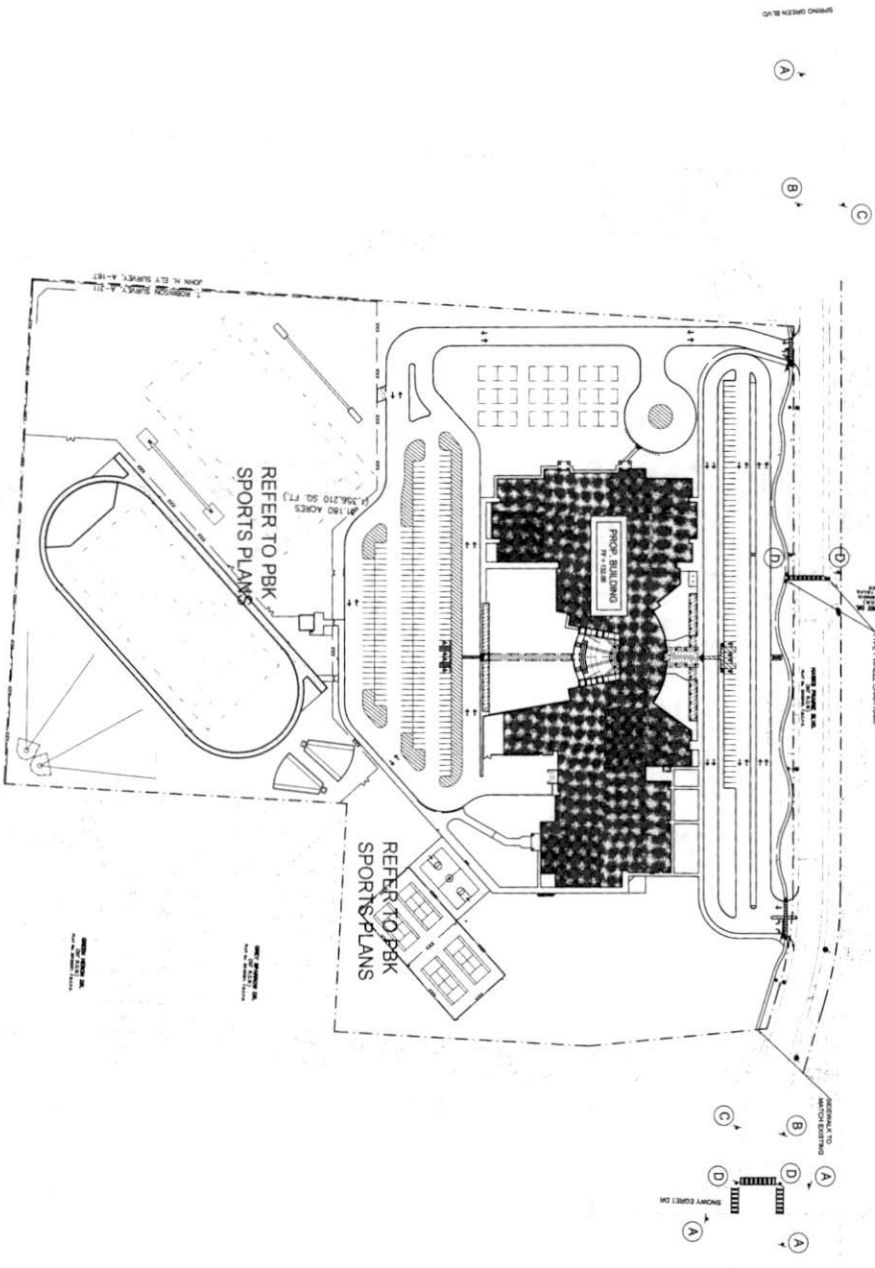
CLIENT	KATY INDEPENDENT SCHOOL DISTRICT	
DATE	1/2/15	
PROJECT #	131315	
PROJECT #	N/A	
REVISION	2	
NO.	DESCRIPTION	DATE

FOOT APPENDIX SET  
 OVERALL CIVIL SITE PLAN  
 C200



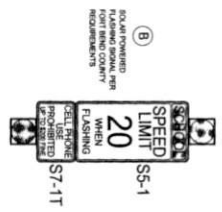
- NOTES TO SHEET
- 1. IMPROVED BUILDING
  - 2. 4" CONCRETE GENERAL PAVEMENT
  - 3. 8" CONCRETE PAVEMENT
  - 4. 7" CONCRETE PAVEMENT
  - 5. ALTERNATE 4" CONCRETE GENERAL PAVEMENT

APPROVED  
 DEVELOPMENT COORDINATOR  
 DATE 2/4/15



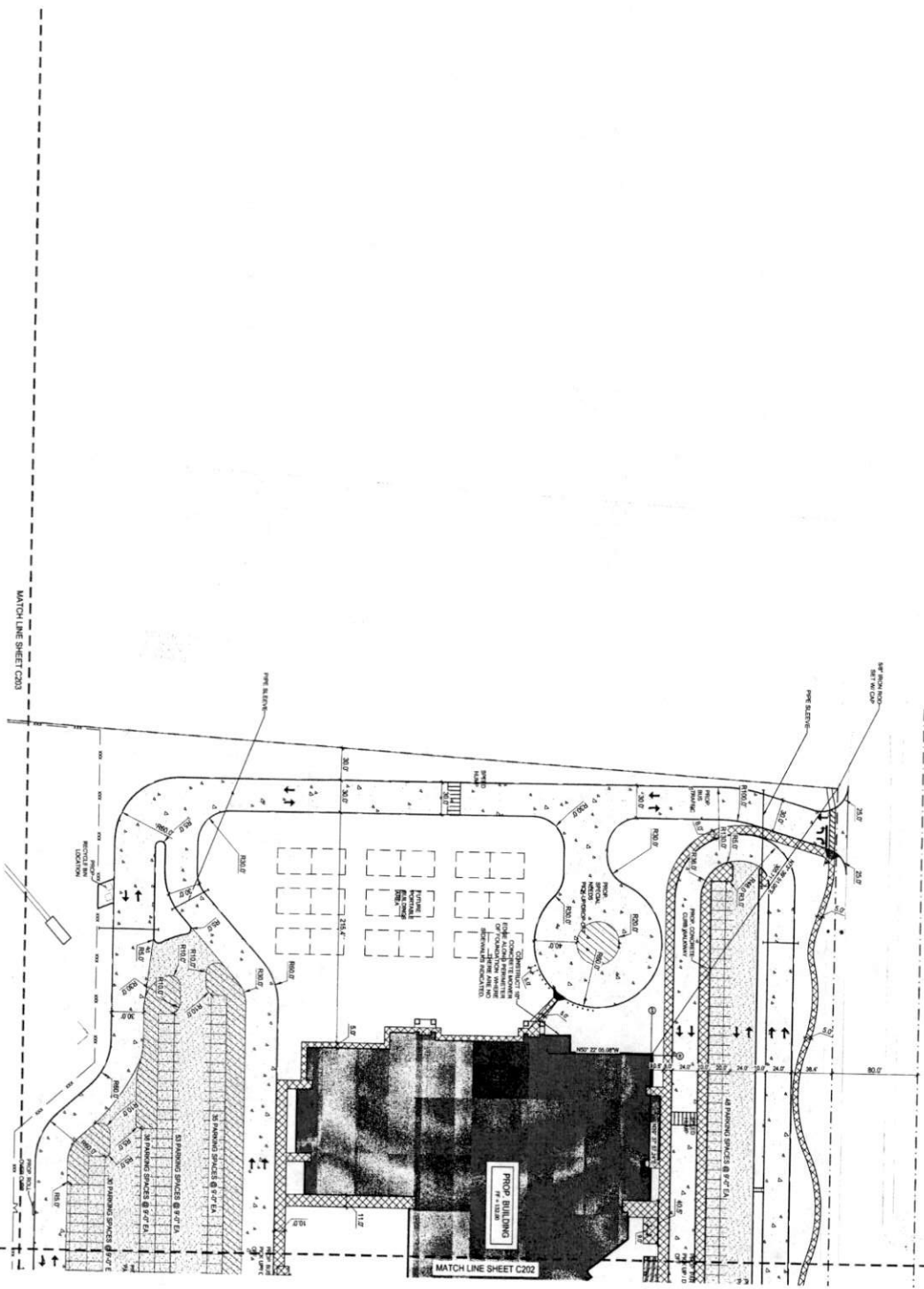
\*PER TA REPORT PERFORMED BY TRAFFIC ENGINEERS INC.  
 FIGURE 11- PROPOSED PERSPECTIVE RECOMMENDATIONS

PROPOSED CROSSWALKS



APPROVED DEVELOPMENT COORDINATOR  
 DATE 2/19/16

<p>11/10/2016 10:58:15 AM                  1130-06-00017                  179 FROM 12378                  PPRJ.A001</p>	<p><b>PBR</b></p>
<p><b>JUNIOR HIGH SCHOOL NO. 14                  KATY INDEPENDENT SCHOOL DISTRICT</b></p>	<p><b>CIVIL KEY PLAN</b></p>
<p>PROJECT NUMBER: 1425                  DATE: 1/13/16                  DRAWN BY: KMS                  CHECKED BY: JC</p>	<p>DATE: 1/13/16</p>
<p>PROJECT APPENDIX SET</p>	<p>SCHOOL ZONE SIGNAGE PLAN</p>
<p>C201</p>	




DATE: 11/15/11  
 DRAWN BY: J. COOK  
 CHECKED BY: J. COOK  
 PROJECT NO: 11393



- NOTES TO SHEET
- 4" CONCRETE SIDEWALK PAVEMENT
  - 6" CONCRETE PAVEMENT
  - 7" CONCRETE PAVEMENT
  - PIPE IMBEDDATION SLABS
  - ALTERNATE: 4" CONCRETE SIDEWALK PAVEMENT

APPROVED: *[Signature]*  
 DEVELOPMENT COORDINATOR  
 DATE: 2/14/15

CLIENT	KATY INDEPENDENT SCHOOL DISTRICT
PROJECT NUMBER	11393
DATE	11/15/11
DRAWN BY	J. COOK
CHECKED BY	J. COOK
PROJECT NO.	11393
SCALE	AS SHOWN
DATE	11/15/11
DESCRIPTION	CIVIL SITE PLAN AND DIMENSIONAL LAYOUT SHEET 1 OF 3

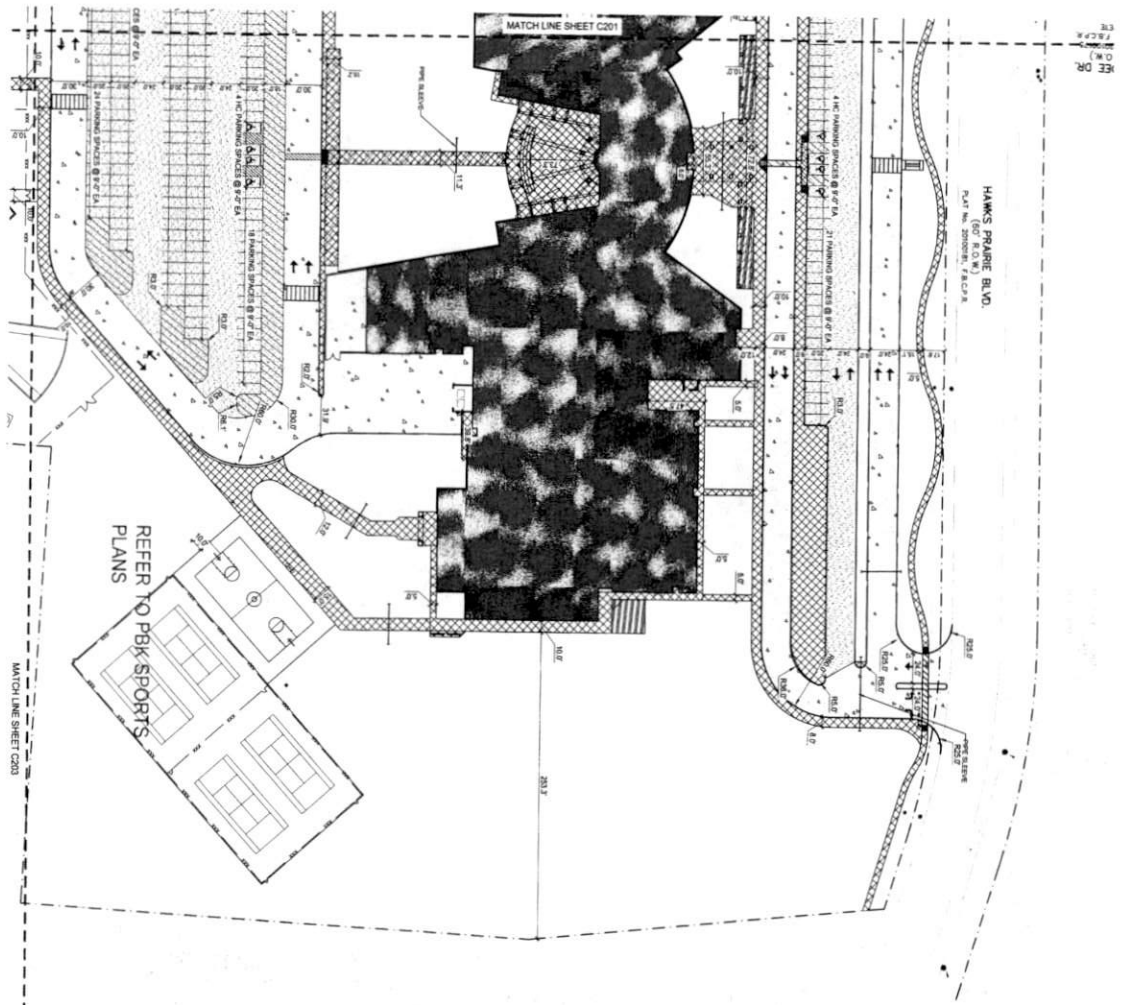


CIVIL KEY PLAN  
 PROJECT NO. 11393  
 DATE: 11/15/11

**JUNIOR HIGH SCHOOL NO. 14**  
**KATY INDEPENDENT SCHOOL DISTRICT**



11 (Continued) Plans, 2nd Floor  
 PROJECT NO. 11393  
 11/15/11  
 J. COOK  
 11/15/11



SEE  
SHEET  
C201  
O.W.  
P.R.

HAWKS PRAIRIE BLVD.  
(FOR R.O.W.)  
20' SEE SHEET C201

REFER TO PBK SPORTS  
PLANS

MATCH LINE SHEET C203



- NOTES TO SHEET
- 4" CONCRETE SERRATED PAVEMENT
  - 6" CONCRETE PAVEMENT
  - 7" CONCRETE PAVEMENT
  - PIPE IMBEDDATION SLAB
  - ATTRACTIVE 4" CONCRETE SERRATED PAVEMENT

APPROVED  
DEVELOPMENT COORDINATOR  
DATE 2/18/18

1100 University Blvd, Suite 2000  
Houston, TX 77006  
713.861.4011  
1700 West Loop  
West Loop, TX 77006

**PBK**

**JUNIOR HIGH SCHOOL NO. 14  
KATY INDEPENDENT SCHOOL DISTRICT**

**CIVIL KEY PLAN**

PROJECT NO. 18-001  
DATE 1/17/18

POST ADDENDUM SET

CLIENT: KATY INDEPENDENT SCHOOL DISTRICT  
PROJECT NUMBER: 18-001  
DATE: 1/17/18  
DRAWN BY: JMS  
CHECKED BY: JMS  
APPROVED BY: JMS

POST ADDENDUM SET

CIVIL SITE PLAN AND DIMENSIONAL LAYOUT SHEET 2 OF 3

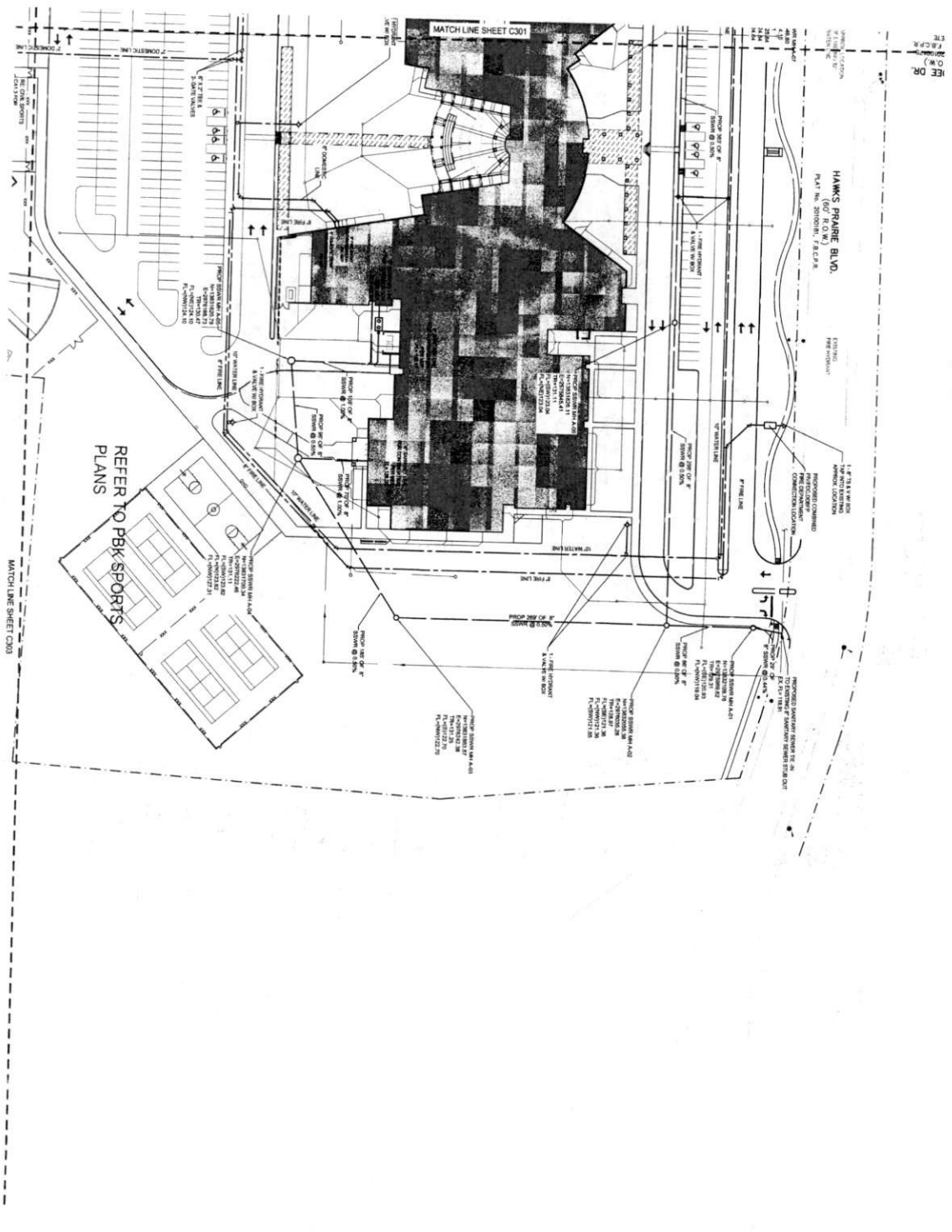
**C203**





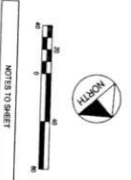






SEE DR. 1/2" = 1' (O.M.)  
 1/8" = 1' (S.F.)

HAWKS PRANIC BLVD.  
 PLAT No. 2010081, F.B.C.P.R.



APPROVED: *[Signature]*  
 DEVELOPMENT COORDINATOR  
 DATE: 2/16/12

<p>11 Community Plaza, Suite 2000          Houston, TX 77056          713.681.4317          Fax: 713.681.4300          www.pbk.com</p>		<p><b>PBK</b></p>
<p><b>JUNIOR HIGH SCHOOL NO. 14          KATY INDEPENDENT SCHOOL DISTRICT</b></p>		<p><b>CIVIL KEY PLAN</b></p>
<p>CLIENT: KATY INDEPENDENT SCHOOL DISTRICT          PROJECT NUMBER: 1424          DATE: 11/15/11          DRAWN BY: QMS          CHECKED BY: JC          REVISIONS:          NO. DESCRIPTION DATE</p>		<p>POST APPENDIX SET</p>
<p>WATER AND SANITARY SEWER PLAN SHEET 2 OF 3</p>		<p>C302</p>





11 (January) West 2nd Floor  
 11230 S. 80th St.  
 Tulsa, Oklahoma 74125  
 Tel: 918.437.2700  
 Fax: 918.437.2700  
 www.pbk.com

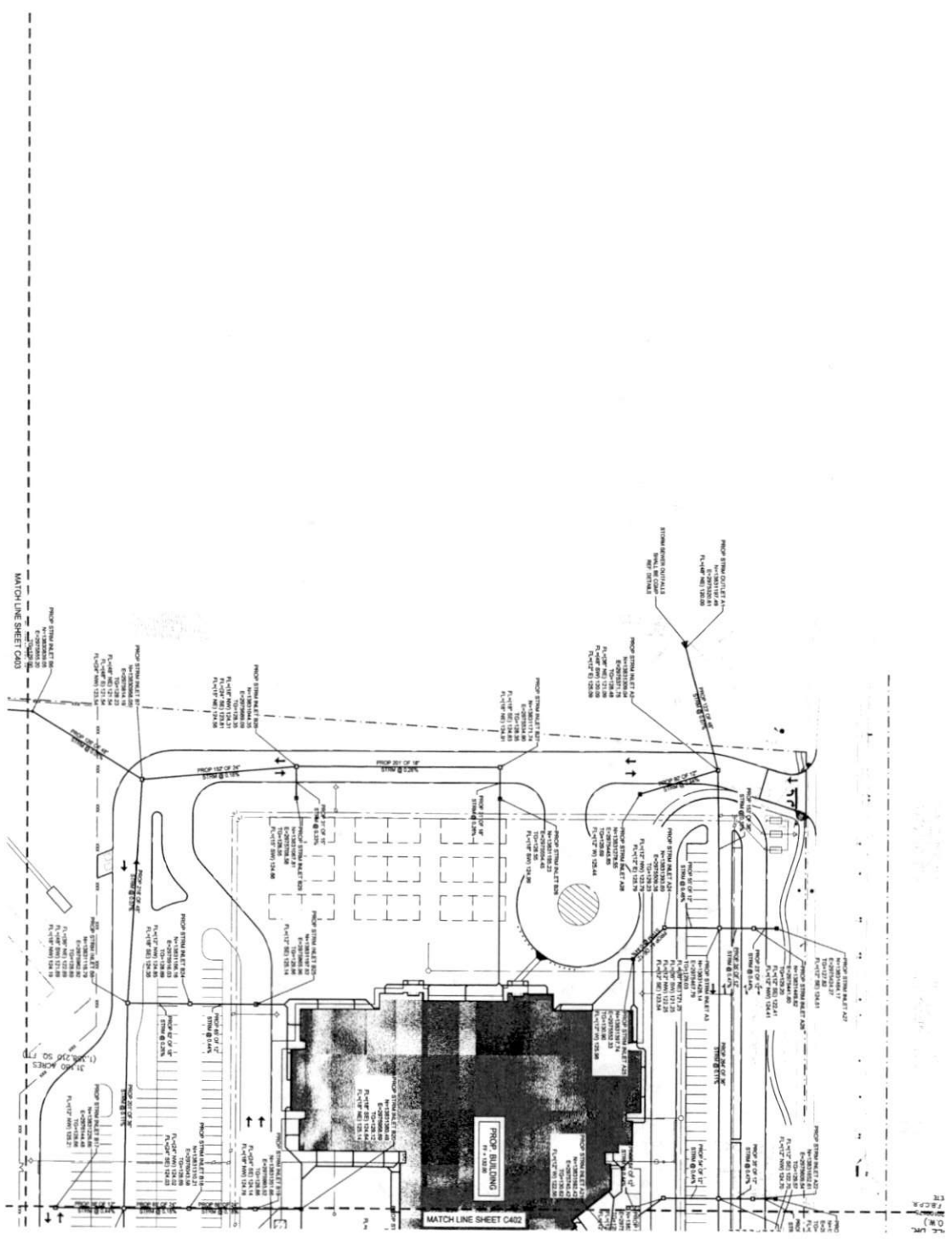
# JUNIOR HIGH SCHOOL NO. 14 KATY INDEPENDENT SCHOOL DISTRICT

1 2  
 3  
 CIVIL KEY PLAN  
 FIELD PLAN  
 NORTH NORTH

CLIENT	KATY INDEPENDENT SCHOOL DISTRICT
PROJECT	JUNIOR HIGH SCHOOL
DATE	1/15/15
DRAWN BY	NMS
CHECKED BY	EC
DATE	1/15/15
NO. OF SHEETS	3
NO. OF SHEETS COMPLETED	3
POST APPROVAL SET	

STORM SEWER PLAN  
 SHEET 1 OF 3

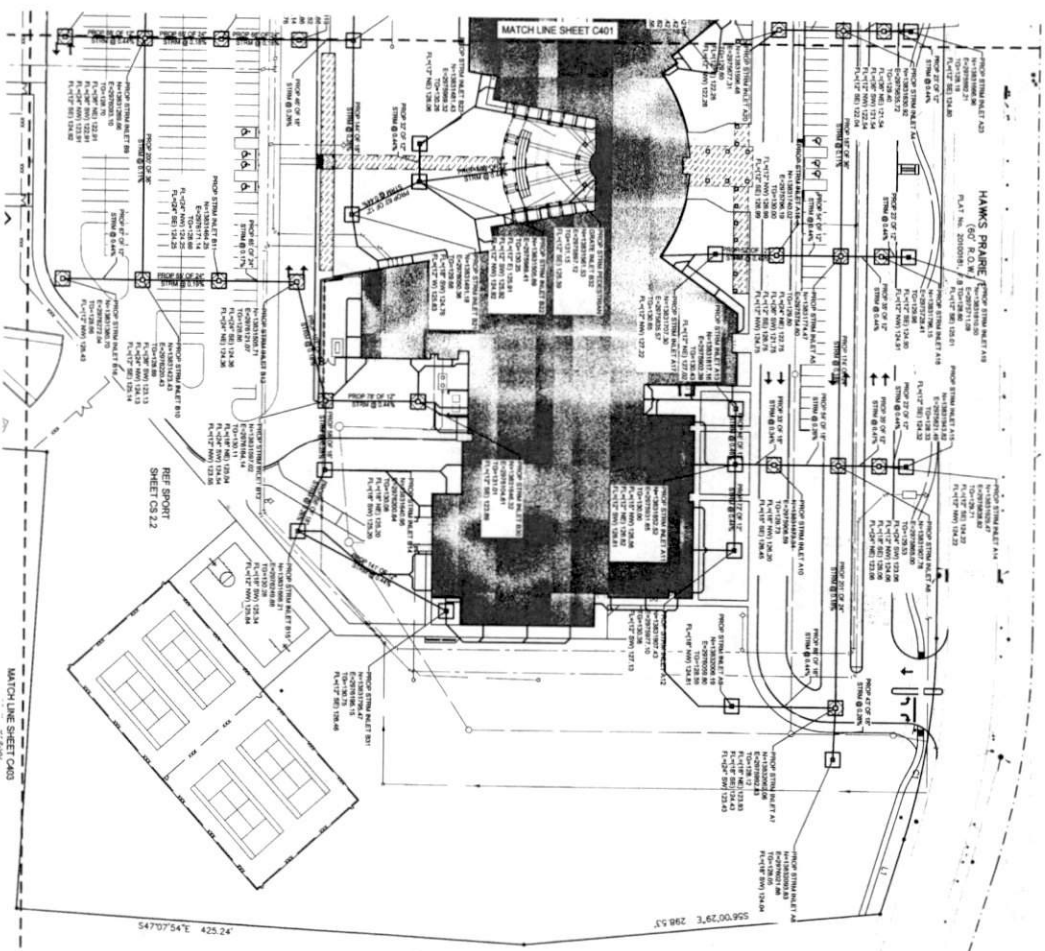
C401



NOTES TO SHEET  
 1. REFER TO ARCH PLAN FOR PRECISE LOCATION OF FOOT DRINK  
 2. ALL 6" DIA. VENTILATION 12" DIAMETER  
 3. ALL 6" DIA. VENTILATION 12" DIAMETER  
 4. ALL 6" DIA. VENTILATION 12" DIAMETER

APPROVED: *[Signature]*  
 DEVELOPMENT COORDINATOR  
 DATE: 2/16/15

DATE: 2/14/15  
 DRAWN BY: M. M. M.  
 CHECKED BY: R. C. M.



- NOTES TO SHEET
1. REFER TO ARCHITECT'S DRAWINGS FOR FINISHED LOCATION OF ROOF DRAINS.
  2. ALL ROOF DRAIN SYSTEMS ARE 12" DIA. UNLESS STATED OTHERWISE.

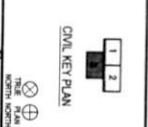


APPROVED: *[Signature]*  
 DEVELOPMENT COORDINATOR  
 DATE: 2/14/15



11-Drawing Page 2 of 3  
 13300-00000  
 13300-00000  
 13300-00000  
 13300-00000

**JUNIOR HIGH SCHOOL NO. 14  
 KATY INDEPENDENT SCHOOL DISTRICT**



*[Signature]*  
 DATE: 2/14/15  
 PROJECT NO. 13300-00000

NO.	DESCRIPTION	DATE
1	DESIGN	12/15/14
2	REVISION	02/13/15

STORM SEWER PLAN  
 SHEET 2 OF 3  
**C402**

11 Gateway Park, 2nd Floor  
 71346-0002  
 713 Parkway  
 P.O. Box 1378  
 P.O. Box 1378  
 P.O. Box 1378

# JUNIOR HIGH SCHOOL NO. 14 KATY INDEPENDENT SCHOOL DISTRICT

**CIVIL KEY PLAN**

FIELD  
 IN PLAN  
 NOT IN PLAN

CLIENT	KATY INDEPENDENT SCHOOL DISTRICT	
PROJECT NUMBER	1452	
DATE	11/13/15	
DRAWN BY	NMS	
CHECKED BY	JC	
WISCONSIN		
NO.	DESCRIPTION	DATE
1	CONTRACT	12/23/15

POST ADDRESS/SET

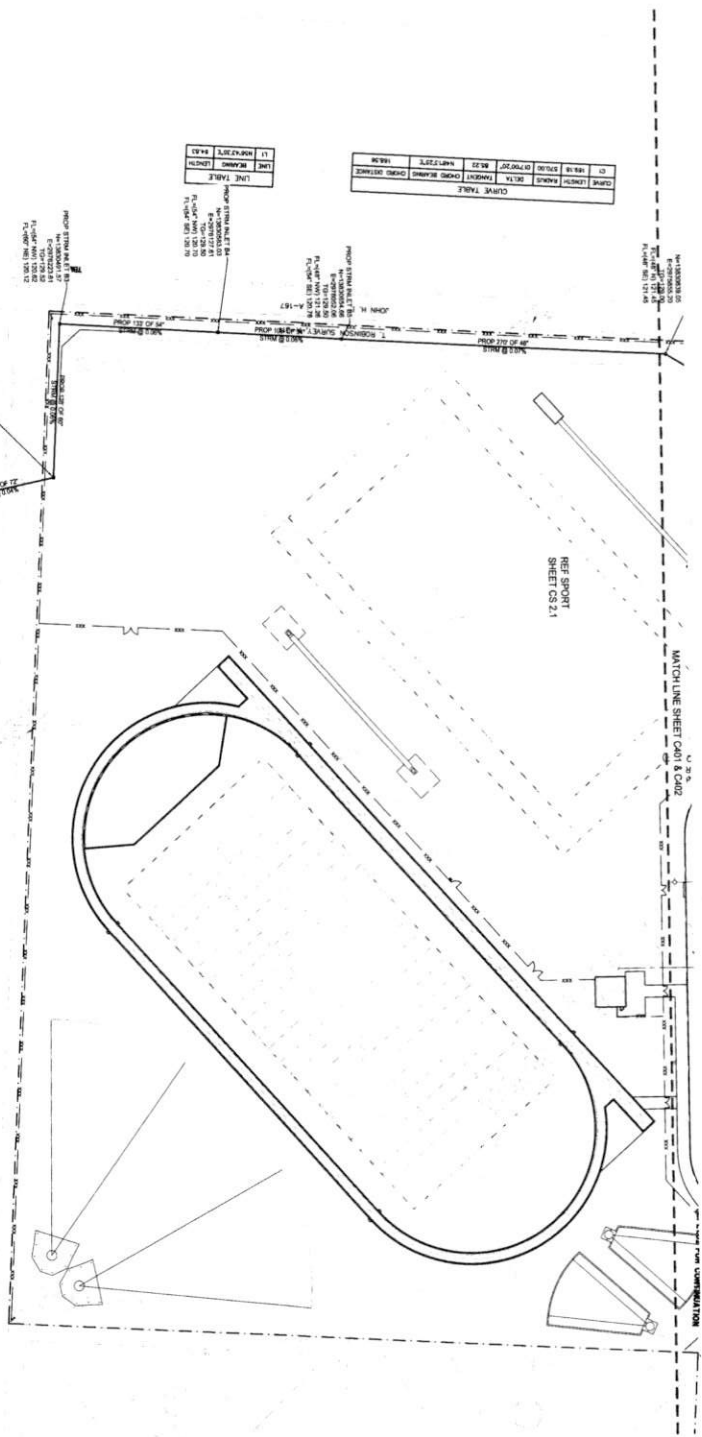
STORM SEWER PLAN  
 SHEET 3 OF 3

**C403**

**NOTES TO SHEET**

1. REFER TO PLAN IN AUNT FOR PRECISE LOCATION OF ROOF DRAIN.

2. ALL ROOF RAINLATERALS ARE 12" DIAMETER UNLESS STATED OTHERWISE.



**CURVE TABLE**

CHAIN LENGTH	MARKS	DELTA	ANGLE	CHORD BEARING	CHORD DISTANCE
07	18+18	57.000'	90.000°	90.000°	18.000'

**LINE TABLE**

LINE NUMBER	LENGTH
11	100.000'

T. ROBINSON, STATE OF TEXAS  
 ENGINEER NO. 11913  
 EXPIRES 12/31/15

APPROVED DEVELOPMENT COORDINATOR

DATE: 2/14/16





RE DR  
 O.M.  
 F.C.P.R.  
 E.T.E.

HAWKS PRAIRIE BLVD.  
 PLAT No. 20100181, F.C.P.R.

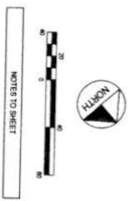
REFER TO PBK  
 SPORTS PLANS

547°07'34"E 425.24'

55°02'14"W 198.63'

MATCH LINE SHEET C503

MATCH LINE SHEET C501



APPROVED: *[Signature]*  
 DEVELOPMENT COORDINATOR  
 DATE: 2/14/15

11 Gateway Plaza, 22nd Floor 713.661.0000 713.661.0001 713.661.0002 PRR.COM	
<b>JUNIOR HIGH SCHOOL NO. 14          KATY INDEPENDENT SCHOOL DISTRICT</b>	
<b>CIVIL KEY PLAN</b>	
<i>[Signature]</i> DATE: 1/15/15	
TITLE: JUNIOR HIGH SCHOOL NO. 14 KATY INDEPENDENT SCHOOL DISTRICT	PROJECT NUMBER: 1420
DATE: 1/15/15	DRAWN BY: N.M.
CHECKED BY: J.C.	REVISION:
NO. DESCRIPTION DATE	POST APPROVAL SET
GRADING PLAN SHEET 2 OF 3	
<b>C502</b>	






10 Columbia Plaza, Suite 200  
 Houston, TX 77056  
 713-861-0111  
 www.prk.com  
 TO: FROM: E-MAIL: PHONE: FAX: PROJECT:

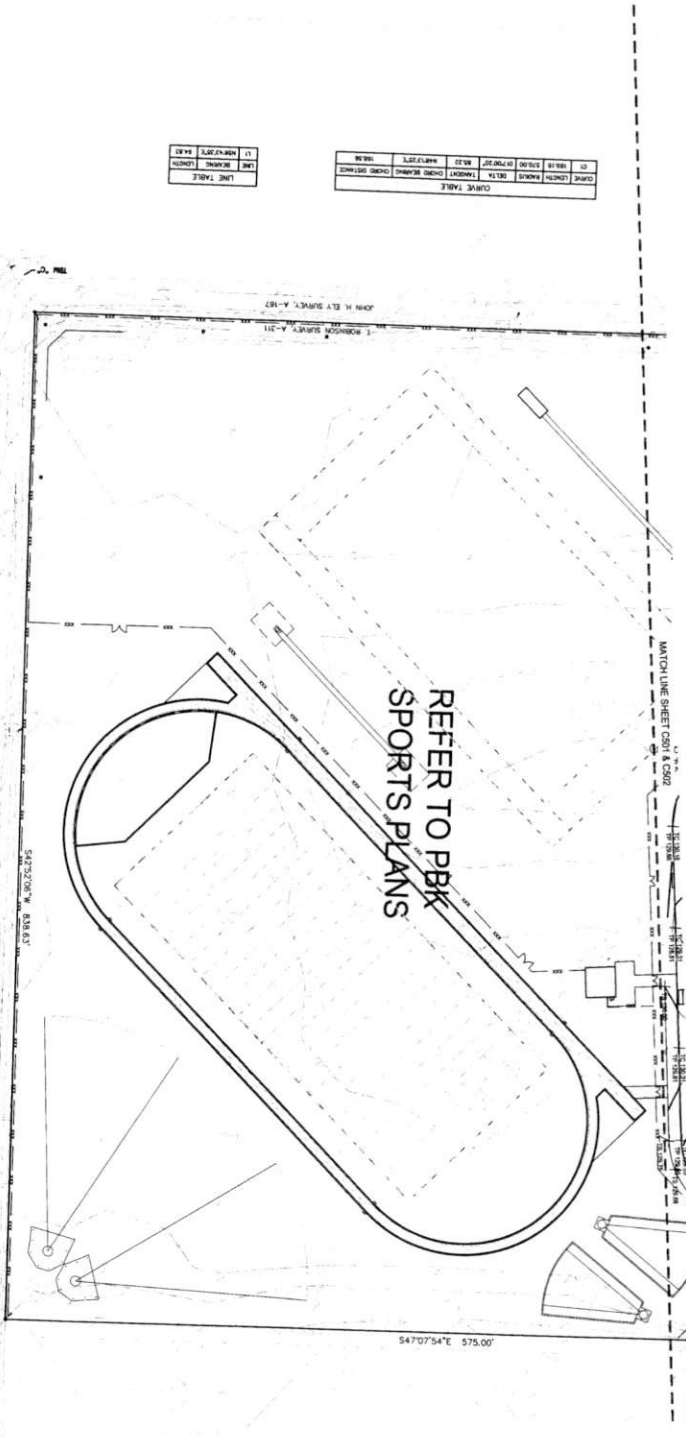
**JUNIOR HIGH SCHOOL NO. 14  
 KATY INDEPENDENT SCHOOL DISTRICT**

**CIVIL KEY PLAN**  
 NORTH NORTH



DATE	11/17/15
BY	MARK
DESCRIPTION	
DATE	

GRADING PLAN SHEET  
 3 OF 3  
**C503**



**CURVE TABLE**

CHORD BEARING	CHORD DISTANCE	ARC LENGTH	DELTA ANGLE

**LINE TABLE**

LINE BEARING	LINE DISTANCE

T. ROBINSON SURVEY, A-211  
 MORRIS & CUMMINS SURVEY, A-295


APPROVED: *[Signature]*  
 DEVELOPMENT COORDINATOR  
 DATE: 2/11/15



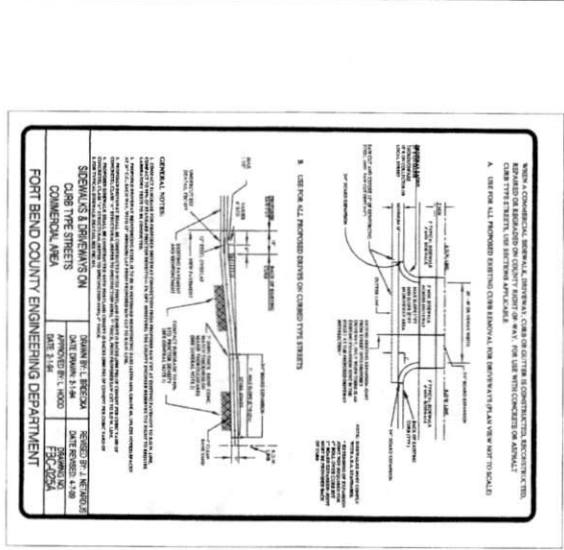









10 7 1 WHEELCHAIR RAMP DETAILS



3 GENERAL NOTES- SIDEWALKS AND DRIVEWAYS



2 GENERAL NOTES- SIDEWALKS AND DRIVEWAYS

APPROVED: *[Signature]*  
 DEVELOPMENT COORDINATOR  
 DATE: 11/28/08

NO.	DESCRIPTION	DATE
1	POST AMENDMENT SET	
WATER LINE NOTES AND DETAILS (1 OF 2)		

<p><b>10 FIRE HYDRANT</b></p> <p>NOTES:          1. FIRE HYDRANT SHALL BE INSTALLED TO THE CENTER OF THE HYDRANT HOSE CONNECTION.          2. FIRE HYDRANT SHALL BE INSTALLED TO THE CENTER OF THE HYDRANT HOSE CONNECTION.          3. FIRE HYDRANT SHALL BE INSTALLED TO THE CENTER OF THE HYDRANT HOSE CONNECTION.</p>	<p><b>7 WATER LINE BEDDING &amp; BACKFILL</b></p> <p>NOTES:          1. WATER LINE SHALL BE INSTALLED TO THE CENTER OF THE HYDRANT HOSE CONNECTION.          2. WATER LINE SHALL BE INSTALLED TO THE CENTER OF THE HYDRANT HOSE CONNECTION.          3. WATER LINE SHALL BE INSTALLED TO THE CENTER OF THE HYDRANT HOSE CONNECTION.</p>	<p><b>11 FDC</b></p> <p>NOTES:          1. FDC SHALL BE INSTALLED TO THE CENTER OF THE HYDRANT HOSE CONNECTION.          2. FDC SHALL BE INSTALLED TO THE CENTER OF THE HYDRANT HOSE CONNECTION.          3. FDC SHALL BE INSTALLED TO THE CENTER OF THE HYDRANT HOSE CONNECTION.</p>	<p><b>8 THRUST BLOCKING</b></p> <p>NOTES:          1. THRUST BLOCKING SHALL BE INSTALLED TO THE CENTER OF THE HYDRANT HOSE CONNECTION.          2. THRUST BLOCKING SHALL BE INSTALLED TO THE CENTER OF THE HYDRANT HOSE CONNECTION.          3. THRUST BLOCKING SHALL BE INSTALLED TO THE CENTER OF THE HYDRANT HOSE CONNECTION.</p>	<p><b>12 PIV</b></p> <p>NOTES:          1. PIV SHALL BE INSTALLED TO THE CENTER OF THE HYDRANT HOSE CONNECTION.          2. PIV SHALL BE INSTALLED TO THE CENTER OF THE HYDRANT HOSE CONNECTION.          3. PIV SHALL BE INSTALLED TO THE CENTER OF THE HYDRANT HOSE CONNECTION.</p>	<p><b>9 GATE VALVE</b></p> <p>NOTES:          1. GATE VALVE SHALL BE INSTALLED TO THE CENTER OF THE HYDRANT HOSE CONNECTION.          2. GATE VALVE SHALL BE INSTALLED TO THE CENTER OF THE HYDRANT HOSE CONNECTION.          3. GATE VALVE SHALL BE INSTALLED TO THE CENTER OF THE HYDRANT HOSE CONNECTION.</p>
<p><b>4 ABOVE GROUND RPZ W/ ENCLOSURE</b></p> <p>NOTES:          1. RPZ VALVE SHALL BE INSTALLED TO THE CENTER OF THE HYDRANT HOSE CONNECTION.          2. RPZ VALVE SHALL BE INSTALLED TO THE CENTER OF THE HYDRANT HOSE CONNECTION.          3. RPZ VALVE SHALL BE INSTALLED TO THE CENTER OF THE HYDRANT HOSE CONNECTION.</p>	<p><b>5 DOBIP IN VAULT</b></p> <p>NOTES:          1. DOBIP SHALL BE INSTALLED TO THE CENTER OF THE HYDRANT HOSE CONNECTION.          2. DOBIP SHALL BE INSTALLED TO THE CENTER OF THE HYDRANT HOSE CONNECTION.          3. DOBIP SHALL BE INSTALLED TO THE CENTER OF THE HYDRANT HOSE CONNECTION.</p>	<p><b>6 DOBIP IN VAULT W/ FDC AND PIV</b></p> <p>NOTES:          1. DOBIP SHALL BE INSTALLED TO THE CENTER OF THE HYDRANT HOSE CONNECTION.          2. DOBIP SHALL BE INSTALLED TO THE CENTER OF THE HYDRANT HOSE CONNECTION.          3. DOBIP SHALL BE INSTALLED TO THE CENTER OF THE HYDRANT HOSE CONNECTION.</p>			
<p><b>1 WATER LINE CONSTRUCTION NOTES</b></p> <p>NOTES:          1. WATER LINE SHALL BE INSTALLED TO THE CENTER OF THE HYDRANT HOSE CONNECTION.          2. WATER LINE SHALL BE INSTALLED TO THE CENTER OF THE HYDRANT HOSE CONNECTION.          3. WATER LINE SHALL BE INSTALLED TO THE CENTER OF THE HYDRANT HOSE CONNECTION.</p>	<p><b>2 TAPPING SLEEVE &amp; VALVE DETAIL</b></p> <p>NOTES:          1. TAPPING SLEEVE SHALL BE INSTALLED TO THE CENTER OF THE HYDRANT HOSE CONNECTION.          2. TAPPING SLEEVE SHALL BE INSTALLED TO THE CENTER OF THE HYDRANT HOSE CONNECTION.          3. TAPPING SLEEVE SHALL BE INSTALLED TO THE CENTER OF THE HYDRANT HOSE CONNECTION.</p>	<p><b>3 WATER METER</b></p> <p>NOTES:          1. WATER METER SHALL BE INSTALLED TO THE CENTER OF THE HYDRANT HOSE CONNECTION.          2. WATER METER SHALL BE INSTALLED TO THE CENTER OF THE HYDRANT HOSE CONNECTION.          3. WATER METER SHALL BE INSTALLED TO THE CENTER OF THE HYDRANT HOSE CONNECTION.</p>			

APPROVED: \_\_\_\_\_  
 DEVELOPMENT COORDINATOR  
 DATE: 11/13/15

**JUNIOR HIGH SCHOOL NO. 14  
KATY INDEPENDENT SCHOOL DISTRICT**

**CIVIL KEY PLAN**

PROJECT NUMBER: 14-00000  
DATE: 1/13/15  
DRAWN BY: JAC  
CHECKED BY: JAC  
REVISIONS: NONE  
NO. DESCRIPTION DATE

CLIENT: KATY INDEPENDENT SCHOOL DISTRICT  
PROJECT NUMBER: 14-00000  
DATE: 1/13/15  
DRAWN BY: JAC  
CHECKED BY: JAC  
REVISIONS: NONE  
NO. DESCRIPTION DATE

POST APPENDIX SET

WATER LINE NOTES AND DETAILS (2 OF 2)

**C704**

	<p>1 DDC W/BFP</p>		
	<p>2 RPPBPS</p>		
	<p>3 DDC BFP ASSEMBLY W/ PV &amp; FDC</p>		
10	7	5	3
		11	8
		12	9

APPROVED DEVELOPMENT COORDINATOR  
DATE: 2/11/15

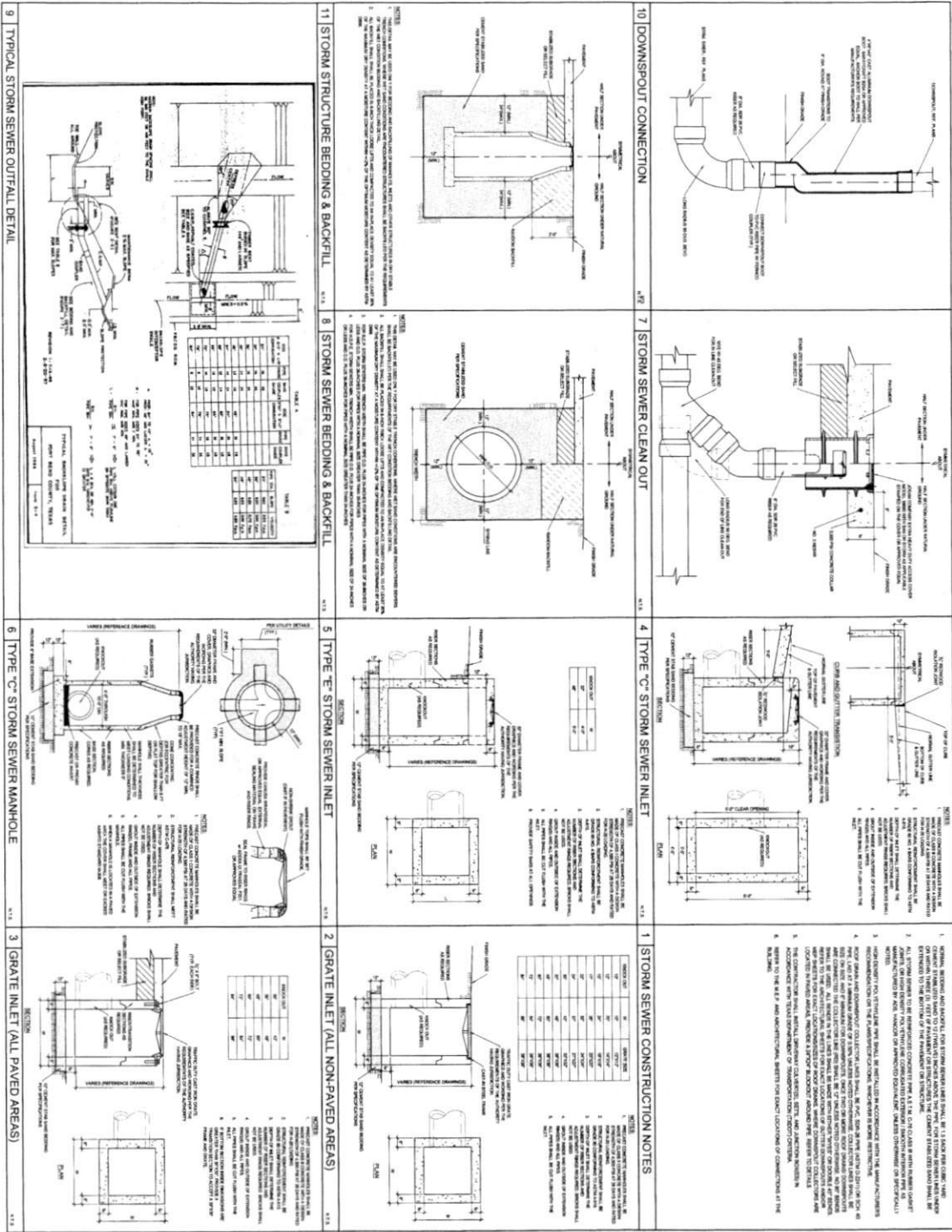


**DATE** 1/11/11  
**SCALE** AS SHOWN  
**PROJECT** JUNIOR HIGH SCHOOL NO. 14  
**CLIENT** KATY INDEPENDENT SCHOOL DISTRICT  
**DESIGNER** PBR  
**CHECKED BY** [Signature]  
**DATE** 1/11/11

**POST APPROVAL SET**

**STORM SEWER NOTES AND DETAILS**

**C706**



APPROVED  
 DEVELOPMENT COORDINATOR  
 DATE 2/11/11

10	7	<p><b>4 REINFORCED FILTER FABRIC FENCE</b></p> <p>NOTES:          1. CONSTRUCTION SHALL BE AS SHOWN UNLESS OTHERWISE NOTED.          2. CONSTRUCTION SHALL BE AS SHOWN UNLESS OTHERWISE NOTED.          3. CONSTRUCTION SHALL BE AS SHOWN UNLESS OTHERWISE NOTED.</p>	<p><b>5 CONCRETE TRUCK WASHOUT AREA</b></p> <p>NOTES:          1. CONSTRUCTION SHALL BE AS SHOWN UNLESS OTHERWISE NOTED.          2. CONSTRUCTION SHALL BE AS SHOWN UNLESS OTHERWISE NOTED.          3. CONSTRUCTION SHALL BE AS SHOWN UNLESS OTHERWISE NOTED.</p>	<p><b>3 FILTER FABRIC FENCE</b></p> <p>NOTES:          1. CONSTRUCTION SHALL BE AS SHOWN UNLESS OTHERWISE NOTED.          2. CONSTRUCTION SHALL BE AS SHOWN UNLESS OTHERWISE NOTED.          3. CONSTRUCTION SHALL BE AS SHOWN UNLESS OTHERWISE NOTED.</p>
11	8	<p><b>4 REINFORCED FILTER FABRIC FENCE</b></p> <p>NOTES:          1. CONSTRUCTION SHALL BE AS SHOWN UNLESS OTHERWISE NOTED.          2. CONSTRUCTION SHALL BE AS SHOWN UNLESS OTHERWISE NOTED.          3. CONSTRUCTION SHALL BE AS SHOWN UNLESS OTHERWISE NOTED.</p>	<p><b>5 CONCRETE TRUCK WASHOUT AREA</b></p> <p>NOTES:          1. CONSTRUCTION SHALL BE AS SHOWN UNLESS OTHERWISE NOTED.          2. CONSTRUCTION SHALL BE AS SHOWN UNLESS OTHERWISE NOTED.          3. CONSTRUCTION SHALL BE AS SHOWN UNLESS OTHERWISE NOTED.</p>	<p><b>3 FILTER FABRIC FENCE</b></p> <p>NOTES:          1. CONSTRUCTION SHALL BE AS SHOWN UNLESS OTHERWISE NOTED.          2. CONSTRUCTION SHALL BE AS SHOWN UNLESS OTHERWISE NOTED.          3. CONSTRUCTION SHALL BE AS SHOWN UNLESS OTHERWISE NOTED.</p>
12	9	<p><b>4 REINFORCED FILTER FABRIC FENCE</b></p> <p>NOTES:          1. CONSTRUCTION SHALL BE AS SHOWN UNLESS OTHERWISE NOTED.          2. CONSTRUCTION SHALL BE AS SHOWN UNLESS OTHERWISE NOTED.          3. CONSTRUCTION SHALL BE AS SHOWN UNLESS OTHERWISE NOTED.</p>	<p><b>5 CONCRETE TRUCK WASHOUT AREA</b></p> <p>NOTES:          1. CONSTRUCTION SHALL BE AS SHOWN UNLESS OTHERWISE NOTED.          2. CONSTRUCTION SHALL BE AS SHOWN UNLESS OTHERWISE NOTED.          3. CONSTRUCTION SHALL BE AS SHOWN UNLESS OTHERWISE NOTED.</p>	<p><b>3 FILTER FABRIC FENCE</b></p> <p>NOTES:          1. CONSTRUCTION SHALL BE AS SHOWN UNLESS OTHERWISE NOTED.          2. CONSTRUCTION SHALL BE AS SHOWN UNLESS OTHERWISE NOTED.          3. CONSTRUCTION SHALL BE AS SHOWN UNLESS OTHERWISE NOTED.</p>

**APPROVED**  
 DEVELOPMENT COORDINATOR  
 DATE 11/19/15