

Executive Summary

AP-05 Executive Summary - 24 CFR 91.200(c), 91.220(b)

1. Introduction

In 1995, Fort Bend County submitted its first Consolidated Plan as required by Title I of the National Affordable Housing Act of 1990. The Consolidated Plan is a single submission for the planning and application aspects of the Community Development Block Grant (CDBG), Emergency Solutions Grant (ESG), HOME Investment Partnerships (HOME), and Housing Opportunities for Persons with AIDS (HOPWA) formula programs, and all the community planning and development programs, as well as for housing programs. Fort Bend County's Consolidated Plan covers the five-year period from September 1, 2010 to August 31, 2015.

Each year the County must submit a Consolidated Action Plan to discuss the activities Fort Bend County will undertake to address priority needs and local objectives with anticipated resources it will receive during the year under the CDBG, HOME, ESG and other HUD programs, as well as, all local resources it will receive and/or allocate to these activities. It also includes the Standard Form 424 for the County's CDBG, HOME, and ESG Programs.

The overall goal of the community planning and development programs covered by the consolidated plan is to develop viable urban communities by providing decent housing and a suitable living environment and expanding economic opportunities principally for low- and moderate-income persons. The primary means towards this end is to extend and strengthen partnerships among all levels of government and the private sector including for-profit and non-profit organizations, in the production and operation of affordable housing.

Decent housing includes assisting homeless persons to obtain appropriate housing and assisting persons at risk of becoming homeless; retention of the affordable housing stock; increasing the availability of permanent housing in standard condition, and affordable cost to low- and moderate-income families, particularly to members of disadvantaged minorities, without discrimination on the basis of race, color, religion, sex, national origin, familial status, or disability. Decent housing also includes increasing the supply of supportive housing, that combines structural features and services needed to enable persons with special needs, including persons with HIV/AIDS and their families, to live with dignity and independence; and providing affordable housing to low-income persons accessible to job opportunities.

A suitable living environment includes improving the safety and livability of neighborhoods; increasing access to quality public and private facilities and services; reducing the isolation of income groups within a community or geographical area through the spatial deconcentration of housing opportunities for persons of lower income and the revitalization of deteriorating or

deteriorated neighborhoods; restoring and preserving properties of special historic, architectural, or aesthetic value; and conservation of energy resources.

Expanded economic opportunities includes job creation and retention; establishment, stabilization and expansion of small businesses (including micro businesses); the provision of public services concerned with employment; the provision of jobs involved in carrying out activities under programs covered by this plan to low-income persons living in areas affected by those programs and activities; availability of mortgage financing for low-income persons at reasonable rates using nondiscriminatory lending practices; access to capital and credit for development activities that promote the long-term economic and social viability of the community; and empowerment and self-sufficiency opportunities for low-income persons to reduce generational poverty in federally-assisted and public housing.

2. Summarize the objectives and outcomes identified in the Plan

This could be a restatement of items or a table listed elsewhere in the plan or a reference to another location. It may also contain any essential items from the housing and homeless needs assessment, the housing market analysis or the strategic plan.

Fort Bend County will receive \$2,190,757 in Community Development Block Grant (CDBG) Program funds, \$466,953 in HOME Investment Partnerships Program funds and \$171,760 in Emergency Solutions Grant (ESG) Program funds directly from the U.S. Department of Housing and Urban Development (HUD) for program year 2014 (September 1, 2014 to August 31, 2015). Fort Bend County issued CDBG and ESG request for proposals (RFPs) on February 7, 2014 to cities and organizations that had expressed an interest in receiving funding for a project or program during the previous program year. A public meeting was held on Wednesday, February 19, 2014 to obtain public comments regarding community needs and the allocations of funds. A Proposers Meeting was held on Wednesday, March 5, 2014. The FY 2014 Consolidated Action Plan was developed in consideration of the proposals received that addressed the needs identified in the 2010 Consolidated Plan. The projects to be funded in FY 2014 are listed below by funding source.

Community Development Block Grant Program: Amount of Assistance Available for FY 2014: \$2,190,757: Countywide CDBG Program Administration and Planning \$380,000; Countywide CDBG/HOME Program Housing Rehabilitation Administration \$105,000; Countywide CDBG Fort Bend CORPs Housing Minor Repair Program \$230,870; Arcola Sanitary Sewer Evaluation and Rehabilitation \$115,000; Fresno FWSD No.1 Homeowner Water and Sewer Connections \$217,467; Kendleton Water Plant Generator \$115,000; Needville Phase V: Sanitary Sewer System Rehabilitation: Altimore and Union St. \$220,000; Richmond N. Richmond Sanitary Sewer Improvements, Phase VI: Newton, Clay, N.4th \$215,000 Riverwood FBC MUD No. 19: Water Distribution System Improvements \$170,000 Rosenberg North Rosenberg Water Distribution Improvements Phase II: Sixth St. Ave. D \$210,000 Countywide ARC Social Recreation Program \$27,850; Countywide Brazos Bend Guardianship: Corporate Guardianship Services \$30,000;

Countywide FBC Child Advocates, Inc. Forensic Interviewer/Childrens Services Coord. \$32,665; Countywide FBC Womens Center Operations and Services \$30,000; Countywide FB Seniors Feeding our Seniors in Fort Bend County \$38,905; Countywide Literacy Volunteers of FBC, Inc. Literacy Tutoring \$35,000; Countywide Hope for Three: Services for Children with Autism \$18,000.

HOME Investment Partnership Program: Amount of Assistance Available for FY 2014: \$466,953; Countywide HOME Program Administration \$46,695; CHDO Set-Aside \$70,043; Countywide FBC Housing Rehabilitation Program \$350,215.

Emergency Solutions Grant Program (ESG): Amount of Assistance Available for FY 2014: \$171,760 Countywide ESG Program Administration \$12,882; Countywide ESG Program HMIS \$5,000; Countywide Parks Youth Ranch: Emergency Shelter: Operations and Essential Services \$52,614; Countywide FB Women's Center Emergency Shelter: Operations and Essential Services \$37,500 Countywide Homeless Prevention/Rapid ReHousing/Stabilization Services (TBD*) \$63,764 *TBD- to be determine

3. Evaluation of past performance

This is an evaluation of past performance that helped lead the grantee to choose its goals or projects.

The County's FY 2013 program year ends on August 31, 2014 and FY 2014 begins on September 1, 2014. A review of the FY 2013 Consolidated Action Plan, the FY 2013 CAPER will be available in November of 2014. Table 3A: Summary of Specific Annual Objectives lists the County's specific annual objectives, source of funds, performance indicators and the actual number of projects assisted. (See Appendices) This table was completed as part of the FY 2012 CAPER.

The FY 2014 Consolidated Action Plan is the fifth year of the 2010 Consolidated Plan. A review of the fifth year activities will not be available until November 2015, with the submission of the FY 2014 Consolidated Annual Performance and Evaluation Report (CAPER) to HUD.

4. Summary of Citizen Participation Process and consultation process

Summary from citizen participation section of plan.

The FY 2014 Consolidated Action Plan is the fifth and final year of Fort Bend Countys 2010 Consolidated Plan. The service area for the Fort Bend County FY 2014 Consolidated Action Plan includes the unincorporated areas of the County and all the incorporated areas of the County that have entered into interlocal agreements with the County. The incorporated areas include Arcola, Beasley, Fairchilds, Fulshear, Kendleton, Meadows Place, Needville, Orchard, Pleak, Richmond, Rosenberg, Stafford and Thompsons. The service area does not include Katy, Houston, Missouri City or Sugar Land.

The staff of the Fort Bend County Community Development Department managed the Consolidated Action Plan development process, conducted meetings, issued requests for proposals (RFPs), evaluated proposals, collected the required information and data, and wrote the actual Consolidated Action Plan document. A public meeting was held on February 19, 2014 to receive comments from the public regarding the housing and community development needs in the County. An information session /Proposers Conference was held on March 5, 2014 to discuss the Countys FY 2014 CDBG and ESG Request for Proposals (RFPs) and to answer questions from the public, interested organizations and local governments. A third public meeting was held on Wednesday, June 11, 2014 receive public comments regarding the draft FY 2014 Consolidated Action Plan during the thirty-day comment period from May 23, 2014 to June 23, 2014.

5. Summary of public comments

This could be a brief narrative summary or reference an attached document from the Citizen Participation section of the Con Plan.

The summary of comments is included as Appendix A. Only one written comment regarding priorities was received during the development of the annual action plan. No written comments were received during the thirty comment period.

6. Summary of comments or views not accepted and the reasons for not accepting them

There were no comments submitted that were not accepted.

7. Summary

Fort Bend County will receive \$2,190,757 in Community Development Block Grant (CDBG) Program funds, \$466,953 in HOME Investment Partnerships Program funds and \$171,760 in Emergency Solutions Grant (ESG) Program funds directly from the U.S. Department of Housing and Urban Development (HUD) for program year 2014 (September 1, 2014 to August 31, 2015).

Note: In May 2012, HUDs Office of Community Planning and Development (CPD) introduced the eCon Planning Suite, a collection of new online tools to help grantees create market-driven, leveraged housing and community development plans. These tools are designed to help grantees with the needs analysis and strategic decision making required for the Consolidated Plan. One of these tools, the Consolidated Plan Template is now required for all Consolidated Plans. Grantees scheduled to submit a Consolidated Plan to HUD will use the template for the Consolidated Plan, Year 1 Action Plan and all subsequent Annual Plans. Both, the ConPlan and Action Plan Templates have been implemented through HUDs Integrated Disbursement and Information System (IDIS). The Action Plan Template is not required until grantees use the Consolidated Plan Template or exercise the option to enter a stand-alone Action Plan for a paper-based Consolidated Plan. Grantees who not have used IDIS to submit the Consolidated

Plan may still opt to use the Action Plan Template to prepare a submission for Year 2, 3, 4, or 5 (a “stand-alone” Action Plan) of a Consolidated Plan not loaded into IDIS Online. The FY 2014 Fort Bend County Annual Action Plan is a stand alone plan.

PR-05 Lead & Responsible Agencies – 91.200(b)

1. Agency/entity responsible for preparing/administering the Consolidated Plan

Describe the agency/entity responsible for preparing the Consolidated Plan and those responsible for administration of each grant program and funding source.

Agency Role		Name	Department/Agency
CDBG Administrator			Fort Bend County Community Development Department
HOME Administrator			Fort Bend County Community Development Department
ESG Administrator			Fort Bend County Community Development Department

Table 1 – Responsible Agencies

Narrative (optional)

The Fort Bend County Community Development Department (FBCCDD) was created by Fort Bend County Commissioners Court in 1992 to administer the Community Development Block Grant (CDBG) program for the County. The CDBG program was authorized under Title I of the Housing and Community Development Act of 1974. For a county to receive CDBG program funds directly from the U.S. Department of Housing and Urban Development (HUD), the combined population in both the unincorporated and incorporated areas, which entered into an interlocal agreement with the county, must be at least 200,000 persons. The 1990 Census indicated that Fort Bend Countys population increased to more than 200,000 persons. As a result, Fort Bend County was designated as an urban county by HUD and was entitled to receive CDBG Program funds directly from HUD. In 1994, Fort Bend County became a participating jurisdiction for the HOME Program and was entitled to receive HOME Program funds directly from HUD. In 1995, Fort Bend County became an Emergency Shelter Grant (ESG) Entitlement Area and received ESG Program funds directly from HUD. In 2004, Fort Bend County became a PJ for the American Dream Downpayment Initiative Program and received allocations of FY 2003 and FY 2004 ADDI Program funds. The Homeless Emergency Assistance and Rapid Transition to Housing Act of 2009 (HEARTH Act) amended the McKinney-Vento Homeless Assistance Act, including major revisions to the Emergency Shelter Grant (ESG) Program, now the Emergency Solutions Grant (ESG) Program. During FY 2011, the U.S. Department of Housing and Urban Development (HUD) implemented the transition to the Emergency Solutions Grant Program for FY 2012. The Fort Bend County Community Development Department is the lead agency in the Consolidated Planning Process required by HUD. The service area for the Fort Bend County FY 2013 Consolidated Action

Plan includes the unincorporated areas of the County and the incorporated areas of Arcola, Beasley, Fairchilds, Fulshear, Kendleton, Meadows Place, Needville, Orchard, Pleak, Richmond, Rosenberg, Simonton, Stafford, and Thompsons. The Countys service area does not include the cities of Houston, Katy, Missouri City, or Sugar Land.

Consolidated Plan Public Contact Information

Fort Bend County Community Development Department 301 Jackson Street Suite 602 Richmond, Texas 77469 (281) 341-4410 Website: fortbendcountytexas.gov

AP-10 Consultation – 91.100, 91.200(b), 91.215(I)

1. Introduction

Fort Bend County enhances coordination and consultation between public and assisted housing providers and governmental health, mental health and service agencies throughout the program year. Since 2000, the service area for Fort Bend County has included the unincorporated areas of the County and the incorporated areas of Arcola, Beasley, Fairchilds, Fulshear, Kendleton, Meadows Place, Needville, Orchard, Pleak, Richmond, Rosenberg, Simonton, Stafford, and Thompsons. The County's service area does not include the cities of Houston, Katy, Missouri City, or Sugar Land located within the County. However, as an urban county, Fort Bend County coordinates and consults with most of the incorporated areas/cities/towns in the County including Sugar Land and Missouri City.

Provide a concise summary of the jurisdiction's activities to enhance coordination between public and assisted housing providers and private and governmental health, mental health and service agencies (91.215(I))

The staff of the Fort Bend County Community Development Department will continue to work with other County departments, local governments, non-profits, neighborhood groups, and interested individuals to improve communication, consultation, and coordination among groups. The department also maintains a mailing list of individuals and organizations interested in various housing and community development issues. The department will continue to provide information to interested individuals and organizations, and to work with groups with similar interests in the development of projects. The public and assisted housing providers include the Rosenberg Public Housing Authority, FB CORPs and FB Habitat for Humanity. The private and governmental health, mental health and services agencies include the Fort Bend County Social Services Department, and Texana Mental Health.

Describe coordination with the Continuum of Care and efforts to address the needs of homeless persons (particularly chronically homeless individuals and families, families with children, veterans, and unaccompanied youth) and persons at risk of homelessness.

During FY 2014, the County in coordination with the Continuum of Care will address the needs of homeless persons and persons at risk of homelessness. The County used the standardized ESG guidelines in the FY 2014 ESG RFP. The County will provide funding for emergency shelter operations and services to the FBC Women's Center and the Parks Youth Ranch. The County also will allocate FY 2014 ESG Program funds for Rapid Re-Housing and Homelessness Prevention during FY 2014.

Describe consultation with the Continuum(s) of Care that serves the jurisdiction's area in determining how to allocate ESG funds, develop performance standards for and evaluate outcomes of projects and activities assisted by ESG funds, and develop funding, policies and procedures for the operation and administration of HMIS

During FY 2014, the County will continue to work with the service providers implementing the ESG Rapid Re-housing and Homeless Prevention assistance to increase their capacity to provide services to program participants. In addition, the County also will work with Coalition for the Homeless Houston/Harris County to implement the centralized and/or coordinated assessment system required by the ESG Program regulation and improve participation in the HMIS by County service providers. Fort Bend County representatives participate in bi-weekly workgroup meetings regarding ESG and Rapid Re-Housing Expansion Planning along with representatives of the Cities of Houston and Pasadena and Harris County. This group established the Continuum-wide ESG program guidelines and standards. The County also had budgeted ESG Program funds to provide access to the HMIS system by ESG Program subrecipients and County departments. In addition, the FBC Community Development Department Director serves on the Coalition for the Homeless Houston/Harris County/Fort Bend County's Steering Committee.

2. Describe Agencies, groups, organizations and others who participated in the process and describe the jurisdiction's consultations with housing, social service agencies and other entities

1	Agency/Group/Organization	COALITION FOR THE HOMELESS HOUSTON / HARRIS COUNTY
	Agency/Group/Organization Type	Housing Services - Housing Services-Victims of Domestic Violence Services-homeless Planning organization Continuum of Care
	What section of the Plan was addressed by Consultation?	Homeless Needs - Chronically homeless Homeless Needs - Families with children Homelessness Needs - Veterans Homelessness Needs - Unaccompanied youth Homelessness Strategy
	Briefly describe how the Agency/Group/Organization was consulted. What are the anticipated outcomes of the consultation or areas for improved coordination?	The Coalition for the Homeless Houston/Harris County is coordinating the Continuum of Care for the area. Since Fort Bend County receives Emergency Solutions Grant (ESG) funding from HUD, the County is participating in the development of coordinated access.
2	Agency/Group/Organization	FORT BEND CORPS
	Agency/Group/Organization Type	Housing Services - Housing
	What section of the Plan was addressed by Consultation?	Housing Need Assessment Non-Homeless Special Needs Lead-based Paint Strategy
	Briefly describe how the Agency/Group/Organization was consulted. What are the anticipated outcomes of the consultation or areas for improved coordination?	Fort Bend CORPs provides minor housing repairs with CDBG Program funds. They have consulted with the County to provide other housing-related services and to identify other sources of funding.

Table 2 – Agencies, groups, organizations who participated

Identify any Agency Types not consulted and provide rationale for not consulting

No agency types were not consulted. However, some agency types do not respond to County outreach efforts.

Other local/regional/state/federal planning efforts considered when preparing the Plan

Name of Plan	Lead Organization	How do the goals of your Strategic Plan overlap with the goals of each plan?
Continuum of Care	Coalition for the Homeless	Fort Bend County receives ESG Program funds directly from HUD. The County is participating in the development of coordinated access with the Cities of Houston and Pasadena and Harris County.
Fifth Street Neighborhood Plan & Market Study	Fort Bend County Precinct Two	Plan was completed in February, 2014. Plan identifies needs and goals of Fifth Street area. These needs and goals will be incorporated into County's future Strategic Plan.
Our Great Region 2040	Houston-Galveston Area Council (H-GAC)	H-GAC was awarded a HUD sustainability grant for the Houston Area. A Fort Bend County Community Development Department staff member served on the Fair Housing and Equity Workgroup. This element of the plan will be incorporated into County's future Strategic Plan.

Table 3 – Other local / regional / federal planning efforts

Narrative (optional)

The FY 2014 Consolidated Action Plan is the fifth annual plan under the current five year plan. During the development of the FY 2014 Consolidated Action Plan, the consulted with a variety of individuals, organizations and local governments. Unfortunately, some of these contact do not provide updated or detailed contact information that can be included in this section.

Housing: The County consulted with Fort Bend CORPs. The executive director of this organization wanted to discuss applying for CDBG or HOME Program funds from the City of Houston for housing repairs. Part of the City of Houston is located within Fort Bend County however the residents of this area are part of the City of Houston's service area not Fort Bend County's service area. Residents have difficulty understanding

that they are not eligible for the Fort Bend County housing repair program because they are located within the City of Houston and Fort Bend County.

Social Service Agencies: The County consulted with social services agencies that currently receive CDBG/ESG Program funds such as the literacy volunteers, the FBC Women's Center, FB Child Advocates, Brazos Bend Guardianship, The ARC, and Fort Bend Seniors. In addition to these organizations there are about twenty-seven organizations of the Community Development Department CDBG Non-profit mailing list that received RFP packets. A need that emerged from these consultations was the need for services for children with Autism and their families, especially the low and moderate-income families. Hope for 3 contacted the Community Development Department staff several times during the proposal development process with questions and requests for information.

During the development of the FY 2014 Consolidated Action Plan the staff of the Community Development Department consulted with several of the cities within the County's service area. Water and sewer improvements continue to be the high priority for most of the areas. The City of Richmond submitted a written comment to continue to fund the cities. Community Development Department staff discussed the eligibility of funding of projects with the Village of Pleak and the town of Beasley. Both of these cities are not eligible for area benefit activity according to 2000 HUD data. The leadership of both of these small towns is eagerly awaiting the 2010 HUD data since both towns have CDBG area benefit projects that they need to submit for CDBG Program funding.

AP-12 Participation – 91.105, 91.200(c)

1. Summary of citizen participation process/Efforts made to broaden citizen participation Summarize citizen participation process and how it impacted goal-setting

The development of the FY 2013 Fort Bend County Consolidated Action Plan began in January of 2014. The County published a public notice on Wednesday, February 5, 2014. The FY 2014 CDBG and ESG Request for Proposals (RFPs) were emailed and mailed out on February 7, 2014. The County maintains a mailing list of individuals and organizations interested in various housing and community development issues. These individuals, organizations, and local governments are emailed or mailed the requests for proposals (RFPs) they requested. In addition, the department also emails and mails out notices of meetings, workshops, and conferences that provide information and training on various issues. A public meeting was held at 10:00 a.m. on Wednesday, February 19, 2014 at the William B. Travis Building 301 Jackson, 1st Floor Meeting Room, Richmond, Texas to inform the public of anticipated funding levels and to measure community needs. An information session or proposer's conference was held on Wednesday, March 5, 2014 to discuss the Countys FY 2014 CDBG and ESG Request for Proposals (RFPs) and to answer questions from interested organizations and local governments. The deadline for the submission of RFPs was 3:00 p.m. on Friday, March 21, 2014. The County received twenty (20) proposals from organizations and local governments, totaling \$3,469,590 in CDBG Program funding requests and \$254,179 in ESG Program funding requests. A public meeting is scheduled for June 11, 2013 at 10 a.m. at the William B. Travis Building 301 Jackson, 1st Floor Meeting Room, Richmond, Texas to receive public comments regarding the draft FY 2014 Consolidated Action Plan. Public meeting agendas, copies of handouts, and a list of the persons in attendance at each of these meetings were included in Appendix A: Summary of Citizen Comments. During the thirty-day public review period from May 23, 2014 to June 23, 2014, draft copies of Fort Bend County's Consolidated Action Plan were available for review at the office of Fort Bend County Community Development Department. The Fort Bend County Commissioners Court is scheduled to approve the FY 2014 Consolidated Action Plan on July 1, 2014. Any written comments received during the development of the FY 2014 Consolidated Action Plan process were included in Appendix A: Summary of Citizen Comments.

Citizen Participation Outreach

Sort Order	Mode of Outreach	Target of Outreach	Summary of response/attendance	Summary of comments received	Summary of comments not accepted and reasons	URL (If applicable)
1	Newspaper Ad	Non-targeted/broad community	First Notice placed notifying public of availability of Request For Proposals (RFPs) and meeting. Second Notice placed listing proposed project funding and thirty day comment period.	Individuals representing organizations request RFPs and attend meeting.	Comments regarding needs are accepted. Comments requesting funds for specific projects usually not accepted.	http://www.fortbendcountytexas.gov/index.aspx?page=327

Sort Order	Mode of Outreach	Target of Outreach	Summary of response/attendance	Summary of comments received	Summary of comments not accepted and reasons	URL (If applicable)
2	Public Meeting	Non-targeted/broad community	Two public meetings are conducted before draft Annual Consolidated Action Plan prepared. First meeting for general public and the second for organizations and local governments submitting application. Third meeting held during thirty day comment period.	City of Richmond wants the County to continue to fund infrastructure improvements with CDBG Program funds.		

Sort Order	Mode of Outreach	Target of Outreach	Summary of response/attendance	Summary of comments received	Summary of comments not accepted and reasons	URL (If applicable)
3	Internet Outreach	Non-targeted/broad community	Notices and drafts are placed on County's website.	All comments that are received are accepted and reviewed. Responses are made as applicable		
4	Public Hearing	Non-targeted/broad community	FY 2014 Consolidated Action Plan approved by Fort Bend County Commissioners Court on July 1, 2014.	No comments received.		

Table 4 – Citizen Participation Outreach

Expected Resources

AP-15 Expected Resources – 91.220(c) (1, 2)

Introduction

During FY 2014, Fort Bend County expects to receive \$2,190,757 in CDBG, \$466,953 in HOME, and \$171,760 in ESG Program funds. Overall, Fort Bend County expects to receive \$2,829,470 directly from the U.S. Department of Housing and Urban Development for FY 2014. Fort Bend County's FY 2014 program year begins on September 1, 2014 and ends August 31, 2015.

Priority Table

Program	Source of Funds	Uses of Funds	Expected Amount Available Year 1				Expected Amount Available Reminder of ConPlan \$	Narrative Description
			Annual Allocation: \$	Program Income: \$	Prior Year Resources: \$	Total: \$		
CDBG	public - federal	Acquisition Admin and Planning Economic Development Housing Public Improvements Public Services	2,190,757	0	0	2,190,757	0	The County will expend \$1,262,467 on public improvements, \$212,420 on public services, \$335,870 on housing, and \$380,000 on program administration.

Program	Source of Funds	Uses of Funds	Expected Amount Available Year 1				Expected Amount Available Reminder of ConPlan \$	Narrative Description
			Annual Allocation: \$	Program Income: \$	Prior Year Resources: \$	Total: \$		
HOME	public - federal	Acquisition Homebuyer assistance Homeowner rehab Multifamily rental new construction Multifamily rental rehab New construction for ownership TBRA	466,953	0	0	466,953	0	The County will expend \$46,695 for program administration and \$350,215 for the Housing Rehabilitation Program. The County also will reserve \$70,043 for CHDOs.

Program	Source of Funds	Uses of Funds	Expected Amount Available Year 1				Expected Amount Available Reminder of ConPlan \$	Narrative Description
			Annual Allocation: \$	Program Income: \$	Prior Year Resources: \$	Total: \$		
ESG	public - federal	Conversion and rehab for transitional housing Financial Assistance Overnight shelter Rapid re-housing (rental assistance) Rental Assistance Services Transitional housing	171,760	0	0	171,760	0	The County will expend \$12,882 for program administration and reserve \$5,000 for HMIS. The County also will provide \$90,114 for shelter operations and services and \$63,764 for Rapid ReHousing, Homelessness Prevention and Stabilization Services.

Table 5 - Expected Resources – Priority Table

Explain how federal funds will leverage those additional resources (private, state and local funds), including a description of how matching requirements will be satisfied

CDBG: Fort Bend County encourages the leveraging/matching of funds for CDBG Program funds. In the proposal review process, Fort Bend County gives proposals with leveraged/matching funds points based on the percentage of matching or leveraged funds to total project costs. Each applicant must describe how matching funds for their proposed project will be provided and provide proof of match funds through letters of commitment.

HOME: The use of HOME Program funds requires a match of local or private funds of twenty-five percent. The County did not issue an FRP for

the FY 2014 HOME Program funds. The FY 2014 HOME Program funds have been committed to only one activity, the County's Housing Rehabilitation Program. Match for the Housing Rehabilitation Program will be provided through the Fort Bend County General Revenue Funds. The CHDO set-aside also requires a match. The match will have to be provided by the applicant for those CHDO funds.

ESG: The of Emergency Solutions Grant (ESG) Program funds requires a one-hundred percent match. During the RFP process, each applicant for ESG Program funds must describe how matching funds for their proposed project will be provided. The project's awarded FY 2014 ESG Program funds have all provided match.

If appropriate, describe publically owned land or property located within the jurisdiction that may be used to address the needs identified in the plan

CDBG: The CDBG, HOME and ESG Programs are administered from Fort Bend County Community Development Department offices located at 301 Jackson, Suite 602, Richmond, Texas. Publicly owned property will be use for the public infrastructure projects in Arcola, Kendleton, Needville, Richmond, Rosenberg, and MUD 19. The Fort Bend Seniors lease space in the County's Bud o'Sheiles Community Center, 1330 Band Road in Rosenberg, to provide services to the elderly residents of the Richmond-Rosenberg area. The Literacy Council uses FBC libraries for some of its tutoring sessions. No other FY 2014 CDBG Projects will use publicly owned property during FY 2014.

HOME: No publicly owned property will be used with the FY 2014 HOME Program funds. The HOME Program and the County's Housing Rehabilitation Program are administered from the 301 Jackson office.

ESG: The ESG Program is administered from the Jackson St. office. No FY 2014 ESG Projects will use publicly property during FY 2014 at the time of this report.

Discussion

Annual Goals and Objectives

AP-20 Annual Goals and Objectives - 91.420, 91.220(c)(3)&(e)

Goals Summary Information

Sort Order	Goal Name	Start Year	End Year	Category	Geographic Area	Needs Addressed	Funding	Goal Outcome Indicator
1	Decent Housing (DH) 1.2	2010	2015	Affordable Housing		Homeless and Homeless Special Needs Populations	ESG: \$63,764	Tenant-based rental assistance / Rapid Rehousing: 5 Households Assisted
2	Decent Housing (DH) 2.1	2010	2015	Affordable Housing		Housing	CDBG: \$105,000 HOME: \$350,215	Homeowner Housing Rehabilitated: 7 Household Housing Unit
3	Decent Housing (DH) 2.2	2010	2015	Affordable Housing		Housing	CDBG: \$230,870	Homeowner Housing Rehabilitated: 35 Household Housing Unit
4	Decent Housing (DH) 2.3	2010	2015	Affordable Housing		Housing	CDBG: \$217,467	Homeowner Housing Rehabilitated: 50 Household Housing Unit
5	Decent Housing (DH) 3.2	2010	2015	Homeless		Homeless and Homeless Special Needs Populations Housing	ESG: \$63,764	Tenant-based rental assistance / Rapid Rehousing: 5 Households Assisted
6	Decent Housing (DH) 3.3	2010	2015	Homeless		Homeless and Homeless Special Needs Populations	CDBG: \$24,300 ESG: \$67,375	Homeless Person Overnight Shelter: 150 Persons Assisted

Sort Order	Goal Name	Start Year	End Year	Category	Geographic Area	Needs Addressed	Funding	Goal Outcome Indicator
7	Decent Housing (DH) 3.4	2010	2015	Homeless		Homeless and Homeless Special Needs Populations	CDBG: \$5,700 ESG: \$22,739	Homeless Person Overnight Shelter: 150 Persons Assisted
8	Decent Housing (DH) 3.5	2010	2015	Homeless		Homeless and Homeless Special Needs Populations Housing	ESG: \$63,764	Tenant-based rental assistance / Rapid Rehousing: 5 Households Assisted
9	Decent Housing (DH) 3.6	2010	2015	Homeless		Homeless and Homeless Special Needs Populations Housing	ESG: \$63,764	Homelessness Prevention: 5 Persons Assisted
10	Decent Housing (DH) 3.7	2010	2015	Homeless		Homeless and Homeless Special Needs Populations Housing	CDBG: \$335,870 HOME: \$350,215	Homeowner Housing Rehabilitated: 10 Household Housing Unit
11	Decent Housing (DH) 3.8	2010	2015	Non-Homeless Special Needs		Special Needs (Non-Homeless) Populations	CDBG: \$38,905	Public service activities for Low/Moderate Income Housing Benefit: 40 Households Assisted
12	Decent Housing (DH) 3.9	2010	2015	Affordable Housing		Special Needs (Non-Homeless) Populations Housing	CDBG: \$200,000	Homeowner Housing Rehabilitated: 10 Household Housing Unit

Sort Order	Goal Name	Start Year	End Year	Category	Geographic Area	Needs Addressed	Funding	Goal Outcome Indicator
13	Suitable Living Environment (SLE) 1.3	2010	2015	Non-Housing Community Development		Housing Community Development	CDBG: \$1,262,467	Public Facility or Infrastructure Activities other than Low/Moderate Income Housing Benefit: 7468 Persons Assisted Public Facility or Infrastructure Activities for Low/Moderate Income Housing Benefit: 45 Households Assisted
14	Suitable Living Environment (SLE) 2.1	2010	2015	Non-Homeless Special Needs Non-Housing Community Development		Special Needs (Non-Homeless) Populations Community Development	CDBG: \$38,905	Public service activities other than Low/Moderate Income Housing Benefit: 40 Persons Assisted
15	Suitable Living Environment (SLE) 2.3	2010	2015	Non-Homeless Special Needs Non-Housing Community Development		Special Needs (Non-Homeless) Populations Community Development	CDBG: \$35,000	Public service activities other than Low/Moderate Income Housing Benefit: 100 Persons Assisted
16	Suitable Living Environment (SLE) 2.4	2010	2015	Non-Homeless Special Needs Non-Housing Community Development		Special Needs (Non-Homeless) Populations Community Development	CDBG: \$45,850	Public service activities other than Low/Moderate Income Housing Benefit: 62 Persons Assisted

Sort Order	Goal Name	Start Year	End Year	Category	Geographic Area	Needs Addressed	Funding	Goal Outcome Indicator
17	Suitable Living Environment (SLE) 2.5	2010	2015	Non-Homeless Special Needs Non-Housing Community Development		Special Needs (Non-Homeless) Populations Community Development	CDBG: \$32,665	Public service activities other than Low/Moderate Income Housing Benefit: 550 Persons Assisted
18	Suitable Living Environment (SLE) 2.6	2010	2015	Non-Homeless Special Needs Non-Housing Community Development		Special Needs (Non-Homeless) Populations Community Development	CDBG: \$30,000	Public service activities other than Low/Moderate Income Housing Benefit: 12 Persons Assisted
19	Economic Development (ED) 1.1	2010	2015	Non-Homeless Special Needs Non-Housing Community Development		Special Needs (Non-Homeless) Populations Community Development	CDBG: \$35,000	Public service activities other than Low/Moderate Income Housing Benefit: 100 Persons Assisted
20	Economic Development (ED) 1.2	2010	2014	Non-Housing Community Development		Special Needs (Non-Homeless) Populations	CDBG: \$38,905	Public service activities other than Low/Moderate Income Housing Benefit: 40 Persons Assisted
21	Economic Development (ED) 2.3:	2010	2015	Non-Housing Community Development		Housing Community Development	CDBG: \$217,467	Homeowner Housing Rehabilitated: 45 Household Housing Unit
22	Economic Development (ED) 2.6	2010	2015	Non-Housing Community Development		Housing Community Development	CDBG: \$217,467	Homeowner Housing Rehabilitated: 45 Household Housing Unit

Table 6 – Goals Summary<TYPE=[text] REPORT_GUID=[9B4786E64DDAC839A8E119B13CB7DB46]>

Goal Descriptions

1	Goal Name	Decent Housing (DH) 1.2
	Goal Description	<p>DH Objective 1: Provide assistance to increase the availability of standard quality housing to extremely-low-income, low-income, and moderate-income households. DH 1.2: Provide rental assistance to 10 extremely low-income, low-income, and moderate-income renter-occupied households. (2 households per year).</p> <p>During FY 2014, Fort Bend County will provide assistance to homeless persons and/or persons at risk of homelessness with ESG Program funds.</p>
2	Goal Name	Decent Housing (DH) 2.1
	Goal Description	<p>DH 2: Objective 2: Provide housing rehabilitation to owner-occupied and renter-occupied households</p> <p>DH 2.1. Provide owner-occupied rehabilitation assistance to 50 extremely low-income, low-income and moderate-income households. (10 housing units per year.)</p> <p>During FY 2014, Fort Bend County will provide assistance to low and moderate income homeowners through the County's Housing Rehabilitation Program. (See Projects 2 and 20).</p>
3	Goal Name	Decent Housing (DH) 2.2
	Goal Description	<p>DH 2: Objective 2: Provide housing rehabilitation to owner-occupied and renter-occupied households</p> <p>DH 2.2 Provide housing repairs including roofs, minor repairs and septic tanks to 100 owner-occupied housing units. (20 housing units per year.)</p> <p>During FY 2014, Fort Bend County will provide assistance to Fort Bend CORPs to provide minor housing repairs to low and moderate income homeowners. (See Project 16)</p>
4	Goal Name	Decent Housing (DH) 2.3
	Goal Description	<p>DH 2: Objective 2: Provide housing rehabilitation to owner-occupied and renter-occupied households</p> <p>DH 2.3 Provide water and/or sewer connections to at least 50 homes. (10 per year)</p> <p>During FY 2014, Fort Bend County will provide assistance to Fort Bend County Fresh Water Supply District (FWSD) No. 1 to provide water and sewer connections to low and moderate income homeowners in the Fresno area. (See Project 17)</p>

5	Goal Name	Decent Housing (DH) 3.2
	Goal Description	DH 3: Objective 3: Provide a Continuum of Care to potential homeless and homeless persons. DH 3.2 Provide rental assistance for 5 homeless persons. (1 person/housing unit per year.) During FY 2014, Fort Bend County will provide assistance to homeless persons and/or persons at risk of homelessness with ESG Program funds. (See Project 21)
6	Goal Name	Decent Housing (DH) 3.3
	Goal Description	DH 3: Objective 3: Provide a Continuum of Care to potential homeless and homeless persons. DH 3.3 Provide operating funds to 2 homeless shelters. During FY 2014, Fort Bend County will provide operating assistance to the FBC Women's Center and the Parks Youth Ranch. (See Projects 13 and 21)
7	Goal Name	Decent Housing (DH) 3.4
	Goal Description	DH 3: Objective 3: Provide a Continuum of Care to potential homeless and homeless persons. DH 3.4 Provide essential or supportive services to at least 50 homeless persons. (10 persons per year)
8	Goal Name	Decent Housing (DH) 3.5
	Goal Description	DH 3: Objective 3: Provide a Continuum of Care to potential homeless and homeless persons. DH 3.5 Assist homeless persons in the transition to permanent housing by providing 1st month's rent and utility deposits to at least 5 persons. (1 person or housing unit per year.) During FY 2014, Fort Bend County will provide assistance to homeless persons with ESG Program funds. (See Project 21)
9	Goal Name	Decent Housing (DH) 3.6
	Goal Description	DH 3: Objective 3: Provide a Continuum of Care to potential homeless and homeless persons. DH 3.6 Prevent homelessness by providing emergency rent, mortgage, and utility assistance to at least 5 persons. (1 person or housing unit per year.) During FY 2014, Fort Bend County will provide assistance to homeless persons and/or persons at risk of homelessness with ESG Program funds. (See Project 21)

10	Goal Name	Decent Housing (DH) 3.7
	Goal Description	<p>DH 3: Objective 3: Provide a Continuum of Care to potential homeless and homeless persons.</p> <p>DH 3.7 Provide 5 housing units accessible to the special needs population, especially elderly persons and persons with disabilities. (1 housing unit per year.)</p> <p>During FY 2014 Fort Bend County will provide assistance to make housing units accessible. (See Projects 16, 20, and 21)</p>
11	Goal Name	Decent Housing (DH) 3.8
	Goal Description	<p>DH 3: Objective 3: Provide a Continuum of Care to potential homeless and homeless persons.</p> <p>DH 3.8 Provide supportive services to 20 special needs persons. (4 persons per year).</p> <p>During FY 2014, Fort Bend County will address this need by providing assistance to the Fort Bend County Senior Citizens. (See Project 14)</p>
12	Goal Name	Decent Housing (DH) 3.9
	Goal Description	<p>DH 3: Objective 3: Provide a Continuum of Care to potential homeless and homeless persons.</p> <p>DH 3.9 Rehabilitate 10 housing units for accessibility purposes especially elderly persons and persons with disabilities. (2 housing units per year.)</p> <p>During FY 2014, Fort Bend County will provide assistance to low and moderate income homeowners through the County's Housing Rehabilitation Program and the FB CORPs Minor Home Repair Program. (See Projects 16 and 20)</p>
13	Goal Name	Suitable Living Environment (SLE) 1.3
	Goal Description	<p>SLE 1: Objective 1: Improving and expanding infrastructure</p> <p>SLE 1.3 Water and/or sewer improvements in at least five (5) communities.</p> <p>During FY 2014, Fort Bend County will address this goals by providing assistance to the Cities of Arcola, Kendleton, Needville, Richmond, Rosenberg, and FBC MUD No. 19 and FWSD No 1. (See Projects 3, 4, 5, 6, 7, 8 and 17)</p>

14	Goal Name	Suitable Living Environment (SLE) 2.1
	Goal Description	<p>SLE 2: Objective 2: Improving and expanding social services</p> <p>SLE 2.1 Provide meals to at least 100 persons. (20 persons per year.)</p> <p>During FY 2014, Fort Bend County will address this goals by providing assistance to the FB Seniors Meals Program. (See Project 14)</p>
15	Goal Name	Suitable Living Environment (SLE) 2.3
	Goal Description	<p>SLE 2: Objective 2: Improving and expanding social services</p> <p>SLE 2.3 Provide assistance to 500 illiterate persons. (100 persons per year.)</p> <p>During FY 2014, Fort Bend County will address this goals by providing assistance to the Literacy Volunteers. (See Project 15)</p>
16	Goal Name	Suitable Living Environment (SLE) 2.4
	Goal Description	<p>SLE 2: Objective 2: Improving and expanding social services</p> <p>SLE 2.4 Provide support or recreational services to 50 handicapped or disabled persons. (10 persons per year.)</p> <p>During FY 2014, Fort Bend County will address this goal by providing assistance to the ARC of Fort Bend, Brazos Bend Guardianship and Hope for Three. (See Projects 9, 10, and 11)</p>
17	Goal Name	Suitable Living Environment (SLE) 2.5
	Goal Description	<p>SLE 2: Objective 2: Improving and expanding social services</p> <p>SLE 2.5 Provide services to 100 abused and/or neglected children. (20 children per year.)</p> <p>During FY 2014, Fort Bend County will address this goal by providing assistance to Child Advocates. (See Project 12)</p>

18	Goal Name	Suitable Living Environment (SLE) 2.6
	Goal Description	<p>SLE 2: Objective 2: Improving and expanding social services</p> <p>SLE 2.6 Provide case management and other related services to 25 incapacitated persons (5 persons per year)</p> <p>During FY 2014, Fort Bend County will address this goal by providing assistance to the Brazos Bend Guardianship Program. (See Project 10)</p>
19	Goal Name	Economic Development (ED) 1.1
	Goal Description	<p>ED 1 Objective 1: Providing assistance to extremely-low-, low- and moderate-income individuals.</p> <p>ED 1.1 Provide assistance to 500 illiterate persons in the County. (100 persons per year.)</p> <p>During FY 2014, Fort Bend County will address this goal by providing assistance to the Literacy Volunteers. (See Project 15)</p>
20	Goal Name	Economic Development (ED) 1.2
	Goal Description	<p>ED 1 Objective 1: Providing assistance to extremely-low-, low- and moderate-income individuals.</p> <p>ED 1.2 Provide supportive services at least ten (10) persons. (2 persons per year.)</p> <p>During FY 2014, Fort Bend County will address this goal by providing assistance to the FB Seniors Meals program. (See Project 14)</p>
21	Goal Name	Economic Development (ED) 2.3:
	Goal Description	<p>ED 2 Objective 2: Providing assistance to extremely-low-, low- and moderate- income neighborhoods and communities.</p> <p>ED 2.3 Construction of new water and/or sewer improvements in at least one (1) community.</p> <p>During FY 2014, Fort Bend County will address this goal by providing assistance to FBC FWSD No. 1 and the City of Arcola. (See Projects 3 and 17)</p>

22	Goal Name	Economic Development (ED) 2.6
	Goal Description	ED 2 Objective 2: Providing assistance to extremely-low-, low- and moderate- income neighborhoods and communities. ED 2.6 Provide housing assistance programs (tap-ins, septic tanks) in at least two (2) low-income communities. (See Projects 16 and 17)

Estimate the number of extremely low-income, low-income, and moderate-income families to whom the jurisdiction will provide affordable housing as defined by HOME 91.215(b):

During FY 2014, Fort Bend County expects to provide assistance to seven extremely low-income, low-income, and moderate-income households through the HOME-funded Housing Rehabilitation Program.

AP-35 Projects – 91.220(d)

Introduction

During FY 2014, Fort Bend County expects to receive \$2,190,757 in CDBG, \$466,953 in HOME, and \$171,760 in ESG Program funds. Overall, Fort Bend County expects to receive \$2,829,470 directly from the U.S. Department of Housing and Urban Development for FY 2014. Fort Bend County's FY 2014 program year begins on September 1, 2014 and ends August 31, 2015.

#	Project Name
1	FY 2014 CDBG: CDBG Program Administration
2	FY 2014 CDBG: CDBG Housing Rehabilitation Program Administration
3	FY 2014 CDBG: Arcola Sanitary Sewer Evaluation and Rehabilitation
4	FY 2014 CDBG: Kendleton Water Plant Generator
5	FY 2014 CDBG: Needville Sanitary Sewer Rehabilitation
6	FY 2014 CDBG: North Richmond Sanitary Sewer Improvements, Phase VI
7	FY 2014 CDBG: MUD No. 19: Riverwood Water System Improvements.
8	FY 2014 CDBG: North Rosenberg Water Distribution Improvements, Phase II
9	FY 2014 CDBG: ARC Social Recreation Program
10	FY2014 CDBG: Brazos Bend Corporate Guardianship Program
11	FY 2014 CDBG: Blessed Be Hope for Three, Inc.
12	FY 2014 CDBG: FBC Child Advocates, Inc. Forensic Interviewer/Children's Services Coordinator
13	FY 2014 CDBG: FBC Women's Center Operations and Services
14	FY 2014 CDBG: FB Seniors Feeding Our Seniors
15	FY 2014 CDBG: Literacy Volunteers Tutoring
16	FY 2014 CDBG: FB CORPS Minor Repair Program
17	FY 2014 CDBG: FWSD No.1 Water and Sewer Connections
18	FY 2014 HOME: HOME Program Administration
19	FY 2014 HOME: CHDO Set-Aside
20	FY 2014 HOME: Housing Rehabilitation Program
21	FY 2014 ESG: Emergency Solutions Grant Program

Table 7 – Project Information

Describe the reasons for allocation priorities and any obstacles to addressing underserved needs

Fort Bend County's FYs 2010-2015 Consolidated Plan identified water and sewer improvements as a very high priority. This priority was based on the needs in the unincorporated area of the County and the needs of the small cities and towns in the County's service area.

The main obstacle to addressing the underserved needs is the lack of funding. Infrastructure and facility costs far exceed the amount of CDBG Program funds available to serve low and moderate-income

communities. The County usually divides infrastructure and facility project into phases and funds part of these projects on an annual basis. Thus, most of the public improvement projects are multi-year and/or multi-phase projects.

Projects

AP-38 Projects Summary

Project Summary Information

1	Project Name	FY 2014 CDBG: CDBG Program Administration
	Target Area	
	Goals Supported	
	Needs Addressed	
	Funding	CDBG: \$380,000
	Description	General Program Administration (limited to 20% of CDBG total) Administration includes reasonable costs of overall program management, coordination, monitoring, and evaluation. Such costs include (but are not limited to) salaries, wages, and related costs of the recipient's staff or other staff engaged in program administration, which includes (but is not limited to) providing information about the program, preparing program budgets and schedules, preparing reports, and other costs for goods or services needed for the administration of the program.
	Target Date	8/31/2015
	Estimate the number and type of families that will benefit from the proposed activities	Not applicable.
	Location Description	CDBG Program is administered from the office of the Fort Bend County Community Development Department located at 301 Jackson Street, Suite 602, Richmond, Texas 77469.

	Planned Activities	21A General Program Administration. Administration includes reasonable costs of overall program management, coordination, monitoring, and evaluation. Such costs include (but are not limited to) salaries, wages, and related costs of the recipient's staff or other staff engaged in program administration, which includes (but is not limited to) providing information about the program, preparing program budgets and schedules, preparing reports, and other costs for goods or services needed for the administration of the program.
2	Project Name	FY 2014 CDBG: CDBG Housing Rehabilitation Program Administration
	Target Area	
	Goals Supported	Decent Housing (DH) 2.1
	Needs Addressed	Housing
	Funding	CDBG: \$105,000
	Description	Project Administration for CDBG and HOME Program funded housing rehabilitation program. This activity is for all delivery costs (including staff, other direct costs, and service costs) directly related to carrying out housing rehabilitation.
	Target Date	8/31/2015
	Estimate the number and type of families that will benefit from the proposed activities	Not applicable.
	Location Description	The Fort Bend County Housing Rehabilitation Program is administered from the offices of the Fort Bend County Community Development Department. The office is located at 301 Jackson Street, Suite 602, Richmond, Texas, 77469.
	Planned Activities	14H Rehabilitation Administration. Activity addresses Decent Housing Objective 2: Provide housing rehabilitation to owner-occupied and renter-occupied households. DH 2.1: Provide owner-occupied rehabilitation assistance to 50 extremely-low, low- and moderate-income households. (10 per year)
3	Project Name	FY 2014 CDBG: Arcola Sanitary Sewer Evaluation and Rehabilitation

	Target Area	
	Goals Supported	Suitable Living Environment (SLE) 1.3 Economic Development (ED) 2.3:
	Needs Addressed	Community Development
	Funding	CDBG: \$115,000
	Description	Evaluation of the City of Arcola's wastewater system and rehabilitation to prevent overflows.
	Target Date	8/31/2015
	Estimate the number and type of families that will benefit from the proposed activities	The service area for this project is the City of Arcola. According the 2000 HUD low and moderate-income data, the City of Arcola is 63.24 percent low and moderate-income. This is based on a total population of 1,099 persons and a low and moderate-income population of 695 persons.
	Location Description	The City of Arcola is located within 2000 Census Tract Block Groups 670800, Block Groups 1 and 2 and 674500 Block Groups 1 and 2, Place Code 03708.
	Planned Activities	03J Water/Sewer Improvements. Project includes evaluation of the wastewater system and rehabilitation of the system. Activity addresses SLE 1.3 Water and/or sewer improvements in at least five (5) communities and ED 2.3 Construction of new water and/or sewer improvements in at least one (1) community.
4	Project Name	FY 2014 CDBG: Kendleton Water Plant Generator
	Target Area	
	Goals Supported	Suitable Living Environment (SLE) 1.3
	Needs Addressed	Community Development
	Funding	CDBG: \$115,000
	Description	Provide a back-up generator for the City of Kendleton's water plant.
	Target Date	8/31/2015

	Estimate the number and type of families that will benefit from the proposed activities	City of Kendleton is located within 2000 Census Tract Block Groups 675800 3 and 4, Place Code 38848. According to HUD, the total population of the City of Kendleton was 66.23 percent low and moderate income. The total population was 459 persons and the low and moderate-income population was 304.
	Location Description	The City of Kendleton is located within 2000 Census Tract Block Groups 675800 3 and 4, Place Code 38848.
	Planned Activities	03J Water/Sewer Improvements. The project is to provide a back-up generator for the City of Kendleton's water plant. Activity addresses SLE 1.3 Water and/or sewer improvements in at least five (5) communities.
5	Project Name	FY 2014 CDBG: Needville Sanitary Sewer Rehabilitation
	Target Area	
	Goals Supported	Suitable Living Environment (SLE) 1.3
	Needs Addressed	Community Development
	Funding	CDBG: \$220,000
	Description	Project will provide for the rehabilitation of the City of Needville's Sanitary Sewer System. This project will include Altimore and Union Streets.
	Target Date	8/31/2015
	Estimate the number and type of families that will benefit from the proposed activities	The City of Needville project will be located within 2000 Census Tract Block Group 675700 Block Group 2, Place Code 50628. According to HUD, this City of Needville census tract block group is 48.68 percent low and moderate-income. Currently, Fort Bend County's exception criterion is 46.1 percent. Thus, this area is eligible. The total population of census tract block group is 675600 Block Group 2 is 1,592 persons and 775 persons are low and moderate-income.
	Location Description	This projects will be located within 2000 Census Tract Block Group 675700 Block Group 2, Place Code 50628 within the City of Needville.

	Planned Activities	03J Water/Sewer Improvements. The project involves replacement of two income line segments on Altimore Road for FM 1236 to 8432 Altimore Road and Union Street from 1236 to Richmond Street. Activity addresses SLE 1.3 Water and/or sewer improvements in at least five (5) communities.
6	Project Name	FY 2014 CDBG: North Richmond Sanitary Sewer Improvements, Phase VI
	Target Area	
	Goals Supported	Suitable Living Environment (SLE) 1.3
	Needs Addressed	Community Development
	Funding	CDBG: \$215,000
	Description	Project includes tving and replacing 2,800 linear feet of eight inch PVC sewer line in the City of Richmond. Area includes Newton Drive from North 3rd Street to North 10th Street; Clay Street from North 3rd to 900 feet west; and North 4th Street from Clay Street to Jane Long Street.
	Target Date	8/31/2015
	Estimate the number and type of families that will benefit from the proposed activities	This project is located within 2000 Census Tract Block Group 6749, Block Group 3, Place Code 61892. According to HUD, this census tract block group is 74.6 percent low and moderate income. 2000 Census Tract Block Group 6749, Block Group 3, Place Code 61892 includes 768 persons and 573 low and moderate income persons.
	Location Description	This project is located within 2000 Census Tract Block Group 6749, Block Group 3, Place Code 61892 within the City of Richmond, Texas.
	Planned Activities	03J Water/Sewer Improvements. Project includes tving and replacing 2,800 linear feet of eight inch PVC sewer line in the City of Richmond. Area includes Newton Drive from North 3rd Street to North 10th Street; Clay Street from North 3rd to 900 feet west; and North 4th Street from Clay Street to Jane Long Street. Activity addresses SLE 1.3 Water and/or sewer improvements in at least five (5) communities.
7	Project Name	FY 2014 CDBG: MUD No. 19: Riverwood Water System Improvements.

	Target Area	
	Goals Supported	Suitable Living Environment (SLE) 1.3
	Needs Addressed	Community Development
	Funding	CDBG: \$170,000
	Description	This project involves the replacement of two, four and six inch water lines with eight inch lines. Estimated 5,150 linear feet within the Riverwood Subdivision in the unincorporated area of the County.
	Target Date	8/31/2015
	Estimate the number and type of families that will benefit from the proposed activities	Fort Bend County Municipal Utility District (MUD) No. 19 is located within 2000 Census Tract 6750, Block Group 1, Place Code 99999. According to HUD, this census tract block group is 58.5 percent low and moderate income. The census tract block group includes 612 total persons and 358 persons are low and moderate income.
	Location Description	Fort Bend County Municipal Utility District (MUD) No. 19 and the Riverwood Subdivision are located directly north of the City of Rosenberg and south of the Brazos River. It is located within 2000 Census Tract 6750, Block Group 1, Place Code 99999. Riverwood Subdivision includes only four streets, Riverwood, Quebec, Vancouver and Winnipeg.
	Planned Activities	03J Water/Sewer Improvements. This project involves the replacement of two, four and six inch water lines with eight inch lines and the replacement of two and four inch water lines with six inch lines. A total estimated 5,150 linear feet of lines will be replaced. Activity addresses SLE 1.3 Water and/or sewer improvements in at least five (5) communities.
8	Project Name	FY 2014 CDBG: North Rosenberg Water Distribution Improvements, Phase II
	Target Area	
	Goals Supported	Suitable Living Environment (SLE) 1.3
	Needs Addressed	Community Development
	Funding	CDBG: \$210,000

	Description	This project involves the replacement of water lines on Avenue D from 3rd Street to 5th Street and 6th Street from Avenue E to Avenue F in the City of Rosenberg.
	Target Date	8/31/2015
	Estimate the number and type of families that will benefit from the proposed activities	This project is located within 2000 Census Tract 6750, Block Groups 1 and 2, Place Code 63284. According to HUD, this census tract block group is 78.83 percent low and moderate income. This census tract block group includes 2,938 total persons and 2,169 low and moderate income persons.
	Location Description	This project is located within within 2000 Census Tract 6750, Block Groups 1 and 2, Place Code 63284 in the City of Rosenberg. It includes the replacement water lines on Avenue D from 3rd Street to 5th Street and 6th Street from Avenue E to Avenue F.
	Planned Activities	03J Water/Sewer Improvements. This project involves the replacement of water lines on Avenue D from 3rd Street to 5th Street and 6th Street from Avenue E to Avenue F in the City of Rosenberg. Activity addresses SLE 1.3 Water and/or sewer improvements in at least five (5) communities.
9	Project Name	FY 2014 CDBG: ARC Social Recreation Program
	Target Area	
	Goals Supported	Suitable Living Environment (SLE) 2.4
	Needs Addressed	Special Needs (Non-Homeless) Populations
	Funding	CDBG: \$27,850
	Description	The ARC of Fort Bend County will provide social and recreational activities for adults with mental retardation and related developmental disabilities.
	Target Date	8/31/2015
	Estimate the number and type of families that will benefit from the proposed activities	It is estimated that this program with provide services to at least forty persons.

	Location Description	The ARC of Fort Bend County is located at 123 Brooks Street, Sugar Land, Texas 77478. This program's activities are county-wide. The County' service area is described below. Fort Bend County CDBG funds can be used within the unincorporated areas of Fort Bend County, or within the incorporated limits of the following cities: Arcola, Beasley, Fairchilds, Fulshear, Kendleton, Meadows Place, Needville, Orchard, Pleak, Richmond, Rosenberg, Simonton, Stafford, and Thompsons. CDBG Program funds cannot be used to provide services for residents or fund projects within the cities of Houston, Katy, Missouri City, Pearland or Sugar Land.
	Planned Activities	05B Handicapped/Disabled Services. This program will provide social and recreational activities to forty disabled adults. This activity addresses SLE 2.4 Provide support or recreational services to 50 handicapped or disabled persons. (10 persons per year.)
10	Project Name	FY2014 CDBG: Brazos Bend Corporate Guardianship Program
	Target Area	
	Goals Supported	Suitable Living Environment (SLE) 2.4 Suitable Living Environment (SLE) 2.6
	Needs Addressed	Special Needs (Non-Homeless) Populations
	Funding	CDBG: \$27,850
	Description	Program provides care management services for incapacitated adults. Services include legal, guardianship, money management, and related alternatives.
	Target Date	8/31/2015
	Estimate the number and type of families that will benefit from the proposed activities	This program will provided assistance to an estimated twelve persons.

	Location Description	Brazos Bend Guardianship is located at 830 3rd Street, Rosenberg, Texas 77471. The mailing address is P.O. Box 72, Rosenberg, Texas 77471. This program service area is county-wide. The County's service areas is described below. Fort Bend County CDBG funds can be used within the unincorporated areas of Fort Bend County, or within the incorporated limits of the following cities: Arcola, Beasley, Fairchilds, Fulshear, Kendleton, Meadows Place, Needville, Orchard, Pleak, Richmond, Rosenberg, Simonton, Stafford, and Thompsons. CDBG Program funds cannot be used to provide services for residents or fund projects within the cities of Houston, Katy, Missouri City, Pearland or Sugar Land.
	Planned Activities	05B Handicapped/Disabled Services. Program provides care management services for incapacitated adults. Services include legal, guardianship, money management, and related alternatives. Activity addresses SLE 2.6 Provide case management and other related services to 25 incapacitated persons. (5 persons per year.)
11	Project Name	FY 2014 CDBG: Blessed Be Hope for Three, Inc.
	Target Area	
	Goals Supported	Suitable Living Environment (SLE) 2.4
	Needs Addressed	Special Needs (Non-Homeless) Populations
	Funding	CDBG: \$18,000
	Description	The Family Resources Program provides services for children with autism and their families.
	Target Date	8/31/2015
	Estimate the number and type of families that will benefit from the proposed activities	It is estimated that this program with provide assistance to ten persons and their families.

	Location Description	Blessed Be Hope for Three, Inc. is located at 10200 West Airport Boulevard, Suite 100, Stafford, Texas, 77477. This program's service area is countywide. The County service area is described below. Fort Bend County CDBG funds can be used within the unincorporated areas of Fort Bend County, or within the incorporated limits of the following cities: Arcola, Beasley, Fairchilds, Fulshear, Kendleton, Meadows Place, Needville, Orchard, Pleak, Richmond, Rosenberg, Simonton, Stafford, and Thompsons. CDBG Program funds cannot be used to provide services for residents or fund projects within the cities of Houston, Katy, Missouri City, Pearland or Sugar Land.
	Planned Activities	05B Services for the Disabled. This program will provide assistance to families affected by Autism Spectrum Disorders (ASD) by providing referrals to appropriate service providers, schools and other services. In addition, the program provides financial assistance in obtaining therapies and services to qualified families with children diagnosed with autism. Activity addresses SLE 2.4 Provide support or recreational services to 50 handicapped or disabled persons (10 persons per year).
12	Project Name	FY 2014 CDBG: FBC Child Advocates, Inc. Forensic Interviewer/Children's Services Coordinator
	Target Area	
	Goals Supported	Suitable Living Environment (SLE) 2.5
	Needs Addressed	Special Needs (Non-Homeless) Populations
	Funding	CDBG: \$32,665
	Description	This project provides services to child that have been abused or neglected. This project will provide part of the salary for a forensic interviewer/children's services coordinator.
	Target Date	8/31/2015
	Estimate the number and type of families that will benefit from the proposed activities	It is estimated that this program will provide assistance to 550 persons.

	Location Description	Child Advocates of Fort Bend is located at 5403 Avenue N, Rosenberg, Texas 77471. This program is countywide. The County's service area is described below. Fort Bend County CDBG funds can be used within the unincorporated areas of Fort Bend County, or within the incorporated limits of the following cities: Arcola, Beasley, Fairchilds, Fulshear, Kendleton, Meadows Place, Needville, Orchard, Pleak, Richmond, Rosenberg, Simonton, Stafford, and Thompsons. CDBG Program funds cannot be used to provide services for residents or fund projects within the cities of Houston, Katy, Missouri City, Pearland or Sugar Land.
	Planned Activities	05N Abused and Neglected Children. This project will provide assistance for part of the salary of a forensic interviewer/children's service coordinator. Activity addresses SLE 2.5 Provide services to 100 abused and/or neglected children. (20 children per year.)
13	Project Name	FY 2014 CDBG: FBC Women's Center Operations and Services
	Target Area	
	Goals Supported	Decent Housing (DH) 3.3 Decent Housing (DH) 3.4
	Needs Addressed	Homeless and Homeless Special Needs Populations
	Funding	CDBG: \$30,000
	Description	This project includes providing operating and service costs including salaries for residential advocate coordinator, shelter director, facilities manager, and food services coordinator.
	Target Date	8/31/2015
	Estimate the number and type of families that will benefit from the proposed activities	It is estimated that this project will provide assistance to 100 persons.

	Location Description	The FBCWC is a domestic violence facility. The address of the shelter is confidential. This project is countywide. The County's service area is described below. Fort Bend County CDBG funds can be used within the unincorporated areas of Fort Bend County, or within the incorporated limits of the following cities: Arcola, Beasley, Fairchilds, Fulshear, Kendleton, Meadows Place, Needville, Orchard, Pleak, Richmond, Rosenberg, Simonton, Stafford, and Thompsons. CDBG Program funds cannot be used to provide services for residents or fund projects within the cities of Houston, Katy, Missouri City, Pearland or Sugar Land.
	Planned Activities	05G Battered and Abused Spouses. This project include providing operating and service costs including salaries for residential advocate coordinator, shelter director, facilities manager, and food services coordinator for the FBCWC. This activity addresses DH 3.3 Provide operating funds to 2 homeless shelters and DH 3.4 Provide essential or supportive services to at least 50 homeless persons. (10 persons per year.)
14	Project Name	FY 2014 CDBG: FB Seniors Feeding Our Seniors
	Target Area	
	Goals Supported	Decent Housing (DH) 3.8 Suitable Living Environment (SLE) 2.1 Economic Development (ED) 1.2
	Needs Addressed	Special Needs (Non-Homeless) Populations
	Funding	CDBG: \$38,905
	Description	This project will provide assistance to purchase meals for the meals on wheels program.
	Target Date	8/31/2015
	Estimate the number and type of families that will benefit from the proposed activities	It is estimated the this project will provide assistance to forty persons.

	Location Description	Fort Bend Seniors is located at 1330 Band Road, Rosenberg, Texas 77471. This project's service area is countywide. The County's service area is described below. Fort Bend County CDBG funds can be used within the unincorporated areas of Fort Bend County, or within the incorporated limits of the following cities: Arcola, Beasley, Fairchilds, Fulshear, Kendleton, Meadows Place, Needville, Orchard, Pleak, Richmond, Rosenberg, Simonton, Stafford, and Thompsons. CDBG Program funds cannot be used to provide services for residents or fund projects within the cities of Houston, Katy, Missouri City, Pearland or Sugar Land.
	Planned Activities	05A Senior Services. This project will provide assistance to purchase meals for the meals on wheels program. This activity addresses SLE 2.1 Provide meals to at least 100 persons. (20 persons per year.)
15	Project Name	FY 2014 CDBG: Literacy Volunteers Tutoring
	Target Area	
	Goals Supported	Suitable Living Environment (SLE) 2.3 Economic Development (ED) 1.1
	Needs Addressed	Special Needs (Non-Homeless) Populations
	Funding	CDBG: \$35,000
	Description	This project provide partial salaries for the program director and administrative coordinator and consumables and supplies for programs for illiterate persons.
	Target Date	8/31/2015
	Estimate the number and type of families that will benefit from the proposed activities	It is estimated that this project will provide assistance to 255 persons.

	Location Description	Literacy Volunteers for Fort Bend County is located at 12530 Emily Court, Sugar Land, Texas 77478. This project's service area is countywide. The County's service area is described below. Fort Bend County CDBG funds can be used within the unincorporated areas of Fort Bend County, or within the incorporated limits of the following cities: Arcola, Beasley, Fairchilds, Fulshear, Kendleton, Meadows Place, Needville, Orchard, Pleak, Richmond, Rosenberg, Simonton, Stafford, and Thompsons. CDBG Program funds cannot be used to provide services for residents or fund projects within the cities of Houston, Katy, Missouri City, Pearland or Sugar Land.
	Planned Activities	05H Employment Training. This project provide partial salaries for the program director and administrative coordinator and consumables and supplies for programs for illiterate persons. This activity addresses SLE 2.3 Provide assistance to 500 illiterate persons (100 persons per year) and ED 1.1 Provide assistance to 500 illiterate persons in the County (100 persons per year.)
16	Project Name	FY 2014 CDBG: FB CORPS Minor Repair Program
	Target Area	
	Goals Supported	Decent Housing (DH) 2.2 Decent Housing (DH) 3.7 Decent Housing (DH) 3.9
	Needs Addressed	Housing
	Funding	CDBG: \$230,870
	Description	Provide minor home repairs up to \$5,000 to low and moderate income homeowners.
	Target Date	8/31/2015
	Estimate the number and type of families that will benefit from the proposed activities	This project will provide assistance to 36 households low and moderate income households.

	Location Description	<p>This program is countywide. The County's service is described below.</p> <p>Fort Bend County CDBG funds can be used within the unincorporated areas of Fort Bend County, or within the incorporated limits of the following cities: Arcola, Beasley, Fairchilds, Fulshear, Kendleton, Meadows Place, Needville, Orchard, Pleak, Richmond, Rosenberg, Simonton, Stafford, and Thompsons. CDBG Program funds cannot be used to provide services for residents or fund projects within the cities of Houston, Katy, Missouri City, Pearland or Sugar Land.</p>
	Planned Activities	<p>14A Rehab; Single Unit Residential.</p> <p>This activity addresses DH 2.2 Provide housing repairs including roofs, minor repairs and septic tanks to 100 owner-occupied housing units. (20 housing units per year.)</p>
17	Project Name	FY 2014 CDBG: FWSD No.1 Water and Sewer Connections
	Target Area	
	Goals Supported	Decent Housing (DH) 2.3 Economic Development (ED) 2.3:
	Needs Addressed	Housing
	Funding	CDBG: \$217,467
	Description	Provide new water and wastewater connections to owner-occupied homes in the Televue Terrace, Marbill Estates, and Ridgewood Estates subdivisions in the Fresno area.
	Target Date	8/31/2015
	Estimate the number and type of families that will benefit from the proposed activities	This project will provide assistance to an estimated 45 households/homes.
	Location Description	This project will provide assistance to owner-occupied homeowners in the Televue Terrace, Marbill Estates, and Ridgewood Estates subdivisions in the Fresno area.

	Planned Activities	<p>14A Rehab; Single Unit Residential. Project will provide new water and/or sewer connections to low and moderate-income homeowners.</p> <p>This activity addresses DH 2.3 Provide water and/or sewer connections to at least 50 homes (10 per year) and ED 2.3 Construction of new water and/or sewer improvements in at least one (1) community.</p>
18	Project Name	FY 2014 HOME: HOME Program Administration
	Target Area	
	Goals Supported	
	Needs Addressed	Housing
	Funding	HOME: \$46,695
	Description	General Program Administration (limited to 10% of HOME total) Administration includes reasonable costs of overall program management, coordination, monitoring, and evaluation. Such costs include (but are not limited to) salaries, wages, and related costs of the recipient's staff or other staff engaged in program, preparing program budgets and schedules, preparing reports, and other costs for goods or services needed for the administration of the program.
	Target Date	8/31/2015
	Estimate the number and type of families that will benefit from the proposed activities	Not applicable
	Location Description	HOME Program is administered from the offices of the Fort Bend County Community Development Department located at 301 Jackson Street, Suite 602, Richmond, Texas 77469.
	Planned Activities	General Program Administration (limited to 10% of HOME total) Administration includes reasonable costs of overall program management, coordination, monitoring, and evaluation. Such costs include (but are not limited to) salaries, wages, and related costs of the recipient's staff or other staff engaged in program, preparing program budgets and schedules, preparing reports, and other costs for goods or services needed for the administration of the program.

19	Project Name	FY 2014 HOME: CHDO Set-Aside
	Target Area	
	Goals Supported	
	Needs Addressed	Housing
	Funding	HOME: \$70,043
	Description	HOME Program requires that 15 percent of the HOME Program Allocation be set-aside for Community Housing and Development Organizations.
	Target Date	8/31/2016
	Estimate the number and type of families that will benefit from the proposed activities	to be determined
	Location Description	to be determined
	Planned Activities	to be determined This activity will address DH 1.4: Assist one neighborhood based group in becoming a CHDO for the HOME Program.
20	Project Name	FY 2014 HOME: Housing Rehabilitation Program
	Target Area	
	Goals Supported	Decent Housing (DH) 2.1 Decent Housing (DH) 3.7 Decent Housing (DH) 3.9
	Needs Addressed	Housing
	Funding	HOME: \$350,215

	Description	Program provides up to \$45,000 in housing rehabilitation assistance to low and moderate-income homeowners.
	Target Date	8/31/2016
	Estimate the number and type of families that will benefit from the proposed activities	It is estimated that this program will provide assistance to seven owner-occupied housing units.
	Location Description	This program is administered from the offices of the Fort Bend Community Development Department, 301 Jackson Street, Suite 602, Richmond, Texas 77469. This program is countywide. The County's service area is described below. Fort Bend County HOME funds can be used within the unincorporated areas of Fort Bend County, or within the incorporated limits of the following cities: Arcola, Beasley, Fairchilds, Fulshear, Kendleton, Meadows Place, Needville, Orchard, Pleak, Richmond, Rosenberg, Simonton, Stafford, and Thompsons. CDBG Program funds cannot be used to provide services for residents or fund projects within the cities of Houston, Katy, Missouri City, Pearland or Sugar Land.
	Planned Activities	Program provides up to \$45,000 in housing rehabilitation assistance to low and moderate-income homeowners. This program is countywide. This activity addresses Decent Housing Objective 2: Provide rehabilitation assistance to owner-occupied and renter-occupied households. DH 2.1: Provide owner-occupied rehabilitation assistance to 50 extremely-low, low-, and moderate-income households (10 house units per year.) This activity address Decent Housing Objective 3: Provide a Continuum of Care to potential homeless and homeless persons. DH 3.7: Provide five housing units accessible to the special needs population, especially elderly persons and persons with disabilities (1 housing unit per year) and DH 3.9: Rehabilitate 10 housing units for accessibility purposes especially elderly persons and persons with disabilities. (2 housing units per year)
21	Project Name	FY 2014 ESG: Emergency Solutions Grant Program
	Target Area	

	Goals Supported	Decent Housing (DH) 3.2 Decent Housing (DH) 3.3 Decent Housing (DH) 3.4 Decent Housing (DH) 3.5 Decent Housing (DH) 3.6
	Needs Addressed	Homeless and Homeless Special Needs Populations
	Funding	:
	Description	Fort Bend County expects to receive \$171,760 in ESG assistance during FY 2014. This program will provide assistance to homeless persons and families. During FY 2014 \$12,882 is allocated to ESG Program Administration; \$5,000 for HMIS; \$52,614 to the Parks Youth Ranch Emergency Shelter Operations and Essential Services; \$37,500 to the FBC Women's Center Emergency Shelter Operations and Essential Services; and \$63,764 for Homeless Prevention, Rapid ReHousing and/or Stabilization Services.
	Target Date	8/31/2016
	Estimate the number and type of families that will benefit from the proposed activities	It is estimated that the Parks Youth Ranch will provide assistance to 120 persons and the FBC Women's Center will provide assistance to 100 persons
	Location Description	This program will be administered from the office of Fort Bend County Community Development Department, 301 Jackson Street, Suite 602, Richmond, Texas 77469. The Parks Youth Ranch is located at 11614 FM 361, Richmond, Texas 77469. The FBC Women's Center is a domestic violence provider and it's location is confidential. The service area for these programs is countywide.

	Planned Activities	This program will provide assistance to homeless persons and families. During FY 2014 \$12,882 is allocated to ESG Program Administration; \$5,000 for HMIS; \$52,614 to the Parks Youth Ranch Emergency Shelter Operations and Essential Services; \$37,500 to the FBC Women's Center Emergency Shelter Operations and Essential Services; and \$63,764 for Homeless Prevention, Rapid ReHousing and/or Stabilization Services.
--	---------------------------	--

AP-50 Geographic Distribution – 91.220(f)

Description of the geographic areas of the entitlement (including areas of low-income and minority concentration) where assistance will be directed

CDBG: According to Community Development Block Grant Program regulations, area benefit activities are defined by activity when the benefits are available to all the residents in a particular area and where at least fifty-one (51) percent of the residents are very low- and low-income persons. The FY 2014 CDBG-proposed projects, that qualify on this basis according to 2000 Census Tract Block Group data by place, provided by HUD, are listed in the table below. Public service projects qualify on a limited clientele basis, the family must be low and moderate income to receive assistance. Housing activities qualify when the household is low and moderate income and this assistance is available throughout the County service area.

Arcola project awarded \$115,000 or 5.25% of funds. Arcola project service area is 63.24% Low Mod and 64.42% non white.

Kendleton project awarded \$115,000 or 5.25% of funds. Kendleton project service area is 66.23% Low Mod and 89.76% non white.

Needville project awarded \$220,000 or 10.04% of funds. Needville project service area is 48.68% Low Mod and 41.83% non white.

Richmond project awarded \$215,000 or 9.81% of funds. Richmond project service area is 74.60% Low Mod and 70.05% non white.

Riverwood/MUD 19 project awarded \$170,000 or 7.76% of funds. MUD No. 19 project service area is 58.49% Low Mod and 67.97% non white.

Rosenberg project awarded \$210,000 or 9.59% of funds. Rosenberg project service area is 73.82% Low Mode and 45.64% non white.

For FY 2014 \$1,045,000 or 47.70% of funds.

Geographic Distribution

Target Area	Percentage of Funds

Table 8 - Geographic Distribution

Rationale for the priorities for allocating investments geographically

Infrastructure and facility costs far exceed the amount of CDBG Program funds available to serve low and moderate income communities in the County. The County usually divides infrastructure and facility projects into phases and funds parts of the projects on an annual basis. Thus, most of the County's CDBG public improvement projects are multi-year and/or multi-phase projects.

Discussion

HOME: According to the HOME regulation, all households assisted must be below 80% low income. All clients for the County Rehabilitation Program qualify on basis of household income. This program is county-wide, available to all low income homeowners in the County service area.

ESG: Program funds provide assistance to homeless individuals and families to prevent homelessness to individuals and families. These programs are county-wide, available to all individuals and families in the County service area.

Affordable Housing

AP-55 Affordable Housing – 91.220(g)

Introduction

Fort Bend County addresses the need for affordable housing in Decent Housing Objective 1: Provide assistance to increase the availability of standard quality housing to extremely low income, low income and moderate income households; Decent Housing Objective 2: Provide housing rehabilitation to owner-occupied and renter-occupied households; and Decent Housing Objective 3: Provide a Continuum of Care to potential homeless and homeless persons.

One Year Goals for the Number of Households to be Supported	
Homeless	220
Non-Homeless	10
Special-Needs	20
Total	250

Table 9 - One Year Goals for Affordable Housing by Support Requirement

One Year Goals for the Number of Households Supported Through	
Rental Assistance	5
The Production of New Units	0
Rehab of Existing Units	10
Acquisition of Existing Units	0
Total	15

Table 10 - One Year Goals for Affordable Housing by Support Type

Discussion

Table 9: The total in Table 9 includes the number of homeless persons provided assistance by the FBC Womens Center (120) and the Parks Youth Ranch (100). The ten non-homeless persons is the assistance expected to be provide through homelessness prevention assistance through the ESG Program. These funds will be allocated during FY 2014. The twenty special needs persons expected to be provided assistance through the FB CORPS Minor Housing Repair Program and the County Housing Rehabilitation Program.

Table 10: The total in table 10 includes the seven persons/households expected to be provided assistance through the County Housing Rehabilitation Program. The County does not expect to provide HOME Program rental assistance, produce any new housing units or acquire any new housing units during FY 2014.

AP-60 Public Housing – 91.220(h)

Introduction

This section is not applicable. Fort Bend County does not have a public housing authority. There is no public housing in Fort Bend County's service area. The City of Rosenberg has a public housing authority that provides assistance in the form of rental assistance certificates to the residents of the City of Rosenberg, only. The Rosenberg PHA does not have any public housing.

Actions planned during the next year to address the needs to public housing

Not applicable.

Actions to encourage public housing residents to become more involved in management and participate in homeownership

Not applicable.

If the PHA is designated as troubled, describe the manner in which financial assistance will be provided or other assistance

Not applicable.

Discussion

Not applicable.

AP-65 Homeless and Other Special Needs Activities – 91.220(i)

Introduction

During FY 2014, Fort Bend County will use both CDBG and ESG Program funds to address homeless and other special needs activities. The Countys homeless goals and objectives are listed under Decent Housing Objective 3: Provide a Continuum of Care to potential homeless and homeless persons. There are nine goals under this objective.

Note: Some of the projects address more than one goal and/or objective.

Describe the jurisdictions one-year goals and actions for reducing and ending homelessness including

Reaching out to homeless persons (especially unsheltered persons) and assessing their individual needs

During FY 2014, Fort Bend County will address several homeless and other special needs goals. The County will address emergency shelter housing needs by providing CDBG and ESG assistance to the FBC Women's Center (Projects 13 and 21) and the Parks Youth Ranch (Project 21) for operating and services. The County also will provide assistance to homeless persons and families to make the transition to permanent housing and independent living by continuing to fund the Shelter Plus Care Program for the FBC Women's Center. The County also will fund homeless prevention and rapid rehousing with ESG Program funds. At the time of this report, these ESG Program funds had not been allocated.

Addressing the emergency shelter and transitional housing needs of homeless persons

The County will address emergency shelter housing needs by providing CDBG and ESG assistance to the FBC Women's Center (Projects 13 and 21) and the Parks Youth Ranch (Project 21) for operating and services.

There are not transitional housing facilities in the Fort Bend County service area to address the need for transitional housing in the County service area.

Helping homeless persons (especially chronically homeless individuals and families, families with children, veterans and their families, and unaccompanied youth) make the transition to permanent housing and independent living, including shortening the period of time that individuals and families experience homelessness, facilitating access for homeless individuals and families to affordable housing units, and preventing individuals and families who were recently homeless from becoming homeless again

The County also will fund homeless prevention and rapid rehousing with ESG Program funds. At the

time of this report, these funds had not been allocated. The County is working with the Continuum of Care to develop a coordinated access system to provide assistance in the Continuum service area.

The County also will continue to provide assistance to homeless persons and families to make the transition to permanent housing and independent living through the County Shelter Plus Care Program administered by the FBC Women's Center.

Helping low-income individuals and families avoid becoming homeless, especially extremely low-income individuals and families and those who are: being discharged from publicly funded institutions and systems of care (such as health care facilities, mental health facilities, foster care and other youth facilities, and corrections programs and institutions); or, receiving assistance from public or private agencies that address housing, health, social services, employment, education, or youth needs.

During FY 2014, the County also will fund homeless prevention and rapid rehousing with ESG Program funds. The County is working with the Continuum of Care to develop a coordinated access system to provide assistance in the Continuum service area. Part of this system is an updated and Continuum wide discharge policy that addresses the needs of persons discharged from publicly funded institutions.

Discussion

During FY 2014, Fort Bend County will fund several public service programs that address limited clientele, presumed benefit activities, persons with special needs. These projects include Project No. 9: the ARC, Project No. 10: Brazos Bend Guardianship, Project No.12: FBC Child Advocates, Project No. 13: FBC Womens Center, Project 14: FB Seniors, and Project 15: Literacy Volunteers. Project 12: Blessed Be Hope for Three is a limited clientele project for disabled children and their families. These project provide assistance to vulnerable populations to avoid low-income persons and their families avoid becoming homeless.

One year goals for the number of households to be provided housing through the use of HOPWA for:
Short-term rent, mortgage, and utility assistance to prevent homelessness of the individual or family
Tenant-based rental assistance
Units provided in housing facilities (transitional or permanent) that are being developed, leased, or operated
Units provided in transitional short-term housing facilities developed, leased, or operated with HOPWA funds
Total

AP-75 Barriers to affordable housing – 91.220(j)

Introduction

In its FY 2010-2015 Consolidated Plan, the County identified the major barrier to the development of affordable housing as the high cost of developable land with adequate water and sanitary sewer services. The County encourages local communities with existing water and sanitary sewer services to actively participate in affordable housing programs. There are several areas in the County without public water and sewer systems with no or inadequate private water and sewer service.

Actions it planned to remove or ameliorate the negative effects of public policies that serve as barriers to affordable housing such as land use controls, tax policies affecting land, zoning ordinances, building codes, fees and charges, growth limitations, and policies affecting the return on residential investment

All the infrastructure projects the County will assist during FY 2014 are water and sewer projects. These projects include Project 3: Arcola Sanitary Sewer, Project 4: Kendleton Water Plant Generator, Project 5: Needville Sanitary Sewer, Project 6: Richmond Sanitary Sewer, Project 7: Riverwood Water Improvements, and Project 8: Rosenberg Water Improvements. The funding of FBC FWSD No.1 in Fresno will provide new water and sewer connections to residents of three subdivisions without public service. This project is the culmination of a multi-year, multi-jurisdictional project to provide water and sewer service to colonias located within the County.

Discussion

Texas county government structure is expressly listed in the Texas Constitution, which makes counties functional agents of the state. Counties are limited in their actions to areas of responsibility specifically spelled out in laws passed by the Legislature. Texas counties have no land use controls, zoning, or building codes in the unincorporated areas. The County has some subdivision control. Unfortunately, tax policies affecting land are limited, also. There are independent tax districts that administer services in the unincorporated area of the County include MUDs, levee districts, and emergency services districts. These districts have their own board of directors and are not part of County government.

One of the other major barriers to affordable housing especially in the unincorporated areas of the County are contracts for deed used for the purchase of land and housing. These contracts are legal with conditions within the State of Texas however they do not convey ownership. These properties are not eligible for HUD Program assistance. Unfortunately, many low and moderate income persons are paying on homes that they do not legally own through contracts for deed.

AP-85 Other Actions – 91.220(k)

Introduction

During FY 2014, Fort Bend County will undertake several actions to implement goals and objectives of the five year Consolidated Plan. These actions are discussed below.

Actions planned to address obstacles to meeting underserved needs

During FY 2014, the County will continue to gather information and data on the needs of the ever increasing number of Fort Bend County residents, especially the underserved. The County will analyze the 2010 HUD low and moderate income data and the CHAS data as it becomes available. The County also will explore additional program funding opportunities and continue to work closely with local social service providers in maximizing the available services especially the Coalition for the Homeless. The County also will continue to develop the capacity of non-profit organizations to meet the underserved needs of Fort Bend County residents. The County will continue to encourage the development of new non-profits including Community Housing Development Organizations (CHDOs) and encourage non-profits from the City of Houston and/or Harris County to provide assistance to Fort Bend County residents.

Both the CDBG regulation requires that program funds spent on public services be restricted to new services or quantifiable increases in services above the levels previously funded. During the County's evaluation process, funds are not awarded to public service activities if they do not increase the level of service or maintain the level of service previously funded with federal funds for County residents.

The implementation of the Emergency Solutions Grant (ESG) Programs requires consultation with the Continuum of Care in the determination of how to allocate ESG funds for eligible activities, developing the performance standards for activities funded under ESG, and developing funding, policies and procedures for the operation and administration of the HMIS. Discussions with representatives of the Coalition for the Homeless Houston/Harris County, the City of Houston, and Harris County resulted in the targeting of specific groups for Rapid Re-housing assistance. These groups include victims of domestic violence and persons who may be eligible for SSI/SSDI. The Harris County representative stated that the Harris County Judge wanted persons being released from jail and/or prison to be targeted for the Rapid Re-Housing assistance, also. Fort Bend County's underserved persons include youth aging out of foster care, persons with disabilities, and victims of domestic violence. The County has only two emergency shelters the Fort Bend County Women's Center and the Parks Youth Ranch. The FBC Women's Center provides assistance to victims of domestic abuse and the Parks Youth Ranch provides assistance to unaccompanied youth. These two shelter populations represent the majority of underserved populations that the County will serve with ESG assistance during FY 2014 with previous year's funds.

During FY 2014, Fort Bend County is allocating a large portion of the CDBG Program allocation to provide

new water and sewer connections to three subdivisions in the Fresno area, a historically underserved area. This project is the culmination of a multi-year, multi-jurisdictional, multi-funding sources project to provide water and sewer service to colonias located within the County unincorporated area.

Actions planned to foster and maintain affordable housing

Texas counties do not have any land-use powers, as a result, Fort Bend County is limited to educating the public about the need to foster and maintain affordable housing and directing fair housing complaints to HUD field offices. The County will encourage local governments, social service providers, neighborhood groups, and developers interested in affordable housing to continue to work together. The County will continue to provide these groups with technical assistance in the preparation of proposals and applications for HOME Program funds and other sources of housing funds.

One of the overall goals of the community planning and development programs covered by the consolidated plan is to develop viable communities by providing decent housing. The County's priority under this goal is increasing the supply of affordable housing to extremely low-income, low-income, and moderate-income households. The first objective under this priority is to provide assistance to increase the availability of standard quality housing to extremely low-income, low-income, and moderate-income families. Accordingly, the County's five-year objectives include providing down payment and closing costs assistance, rental assistance, and the construction of new housing units for special needs populations, and assisting neighborhood groups to become CHDOs. The second objective under this priority is to provide housing rehabilitation to owner-occupied and renter-occupied households. The County's five-year objectives include providing owner-occupied rehabilitation grants, owner-occupied housing rehabilitation deferred loan payments, and rental rehabilitation assistance.

During FY 2014, Fort Bend County will continue to fund the Fort Bend CORPS Housing Minor Repair Program with CDBG Program funds. The County did not issue RFPs for the HOME Program since the County anticipated a reduction in the County's FY 2013 HOME Program allocation. The amount of HOME Program funds available for projects is used by the County for the County's Housing Rehabilitation Program. In addition, the County will continue to encourage and assist neighborhood groups interested in becoming designated as a CHDO for the purpose of the HOME Program. Fifteen percent of the total HOME Program allocation is required to be set-aside for CHDOs. During FY 2013, the County will continue to work to develop a community-wide CHDO.

During FY 2014, Fort Bend County is allocating a large portion of the CDBG Program allocation to complete construction of new water system for the Fresno and a new sanitary sewer system for the Four Corners community. When these public improvement projects are complete the County will be able to provide housing rehabilitation assistance to homeowners in these areas. Many homeowners in these areas have been ineligible for the housing rehabilitation program since their homes and/or properties did not have the private water and sewer service required to comply with HQS or the County's Housing Quality Standards.

Actions planned to reduce lead-based paint hazards

In this section the jurisdiction must describe the actions it plans to take during the next year to evaluate and reduce the number of housing units containing lead-based paint hazards in order to increase the inventory of lead-safe housing available to extremely low-income, low-income, and moderate-income families.

During FY 2014, the County will continue to comply with HUD's lead-based paint regulation and keep abreast of the forthcoming changes proposed regarding lead-based paint. The County will continue to contract with a certified contractor to perform lead assessments on properties built before 1978 that may contain lead-based paint.

The County also will continue to fund a housing minor repair program with CDBG Program funds. Housing repair assistance is limited to \$5,000. The repairs provided by this program are limited to roofs, foundation leveling, carpeting, flooring, and plumbing improvements that do not disturb painted surfaces.

The County also will conduct lead based paint inspections of properties provided assistance through the ESG Rapid Re-Housing and Homeless Prevention program activities. In addition, the County will continue to provide educational material regarding lead-based paint hazards and to use HOME and CDBG funds to evaluate and reduce lead-based paint hazards in homes and facilities.

Actions planned to reduce the number of poverty-level families

In this section the jurisdiction must describe the actions it plans to take during the next year to reduce the number of poverty level families (as defined by the Office of Management and Budget and revised annually), taking into consideration factors over which the jurisdiction has control.

Fort Bend County has very little control over the factors that affect the number of poverty level families within its jurisdiction. The County is a rapidly growing community and, as a result, the number of poverty-level families is increasing as the overall population of the County continues to grow.

During FY 2014, the County may use the ESG Homeless Prevention to provide assistance to households with income below 30% of MFI. These households must be victims of domestic abuse and/or persons who may be eligible for SSI or disability income. In addition, the County will encourage existing networks of social service providers to expand their efforts to coordinate referrals and services to address the needs of poverty-level families. The County also will encourage local social service providers to establish and expand case management systems for poverty-level families. The main programmatic action by the County to reduce the number of poverty-level families is the continued funding of the Literacy Council FBC Literacy Tutoring program. This program improves the literacy of adults throughout the County. In addition, the County will continue to emphasize the need to serve individuals and families with incomes below thirty (30) percent of MFI. Unfortunately, the majority of individuals and families in this income

category have incomes below the poverty level.

Actions planned to develop institutional structure

The County will continue to work with other County departments, local governments, non-profit and for-profit organizations, neighborhood groups, and interested individuals to develop the capacity of each of these groups to apply for, operate, and maintain programs and projects. The staff of the Community Development Department will continue its outreach activities with these groups as time permits.

The fluctuations in HOME Program funding levels have made the development of a CHDO more difficult. The County's FY 2012 HOME Program funding was reduced by 26 percent from FY 2011. As a result, there were only enough HOME Program funds to fund the County's Housing Rehabilitation Program, program administration and the required CHDO set-aside. As a result of this reduction, the department did not issue a FY 2012 RFP for the HOME Program. As a result of continued reductions in FY 2013 HOME allocations, the County did not issue a HOME RFP. During FY 2013, the new HOME regulations regarding the required replacement of housing systems if they are estimated to fail within five years was issued. These changes will require the expenditure of more HOME Program funds per housing unit assisted. The impact of these regulations on the costs of each housing rehabilitation project are not known at the time of this report. Thus, the Community Development Department staff determined that a HOME RFP would not be issued for the FY 2014 HOME Program funds until the impact of these changes has been evaluated. During FY 2014, the County will determine the full impact of these regulations on the Housing Rehabilitation Program budget.

The Community Development staff will continue to provide technical assistance to neighborhood groups wanting to qualify as community development corporations (CDCs) and community housing development corporations (CHDOs) for the HOME Program. The County continues to work to develop a community-wide CHDO that will access the County's CHDO set-aside. Several organizations have inquired or expressed interest in the CHDO set-aside or the amount of CHDO set-aside funds available. However, these groups did not attend any public meetings or submit applications for a CHDO designation.

In the recent past, local governments and non-profit organizations struggled with the down turn in the national economy and increases in the price of utilities and gasoline. Large social service agencies and providers are continuing to experience funding shortages due to reduced private and corporate donations and federal government funding. As a result, these organizations have reduced staff, eliminated programs, and reduced their funding of smaller programs and activities. Furthermore, resources continue to decrease or remain the same, diminishing the ability of non-profits to maintain current levels of institutional structure much less increase or expand their institutional structure. Currently, there is a lack of financial resources available to fund the development of institutional structure of non-profit organizations.

Local Texas governments also still are experiencing financial problems and, as a result, are not increasing staff or expanding services. In addition, local governments are under increasing public pressure to reduce taxes. As a result, local governments, especially small ones are having difficulty in maintaining current levels of institutional structure and services.

During FY 2014, the County will continue to work with the service providers implementing the ESG Rapid Re-housing and Homeless Prevention assistance to increase their capacity to provide services to program participants. In addition, the County also will work with Coalition for the Homeless Houston/Harris County to continue to implement the centralized and/or coordinated assessment system required by the ESG Program regulation and improve participation in the HMIS by County service providers.

Actions planned to enhance coordination between public and private housing and social service agencies

The staff of the Fort Bend County Community Development Department will continue to work with other County departments, local governments, non-profits, neighborhood groups, and interested individuals to improve communication and coordination among groups. The department also maintains a mailing list of individuals and organizations interested in various housing and community development issues. The department will continue to provide information to interested individuals and organizations, and to work with groups with similar interests in the development of projects.

During FY 2014, the County will provide assistance to the FB CORPs for minor housing repairs. The County will continue to coordinate activities with the Rosenberg Public Housing Authority and FB Habitat for Humanity as program funding levels allow.

The Community Development Department staff participates in the Fort Bend Alliance, a network of service organizations that meet to share information and resources that benefit the citizens of Fort Bend County. The alliance is a network of educational, religious, governmental law enforcement, and human service organizations throughout the County. The Community Development Department Director continues to serve as an ex-officio member of the Board of Directors of the Fort Bend County Housing Finance Corporation. The Community Development Department Director also serves on the Houston Area Emergency Shelter and Food Program ESFP) Coordinating Board and the Coalition For the Homeless Coordinating Council. As stated previously, the County is continuing to work to develop a countywide CHDO that will access the County's CHDO set-aside.

During FY 2014, the County will continue to work with Coalition for the Homeless Houston/Harris County to implement the centralized and/or coordinated assessment system required by the ESG Program regulation and improve participation in the HMIS by County service providers. The implementation of the coordinated system will require increased coordination between local governments, the Coalition and eventually all homeless service providers.

Discussion

The County is in the fifth and final year of its five year Consolidated Plan. The County expects the release of 2010 HUD low and moderate-income data in order to complete a new five year plan for FY 2015. The current HUD data available to the County is fourteen years old and out of date, given the rapid growth of Fort Bend County.

Program Specific Requirements

AP-90 Program Specific Requirements – 91.220(I)(1,2,4)

Introduction

In this section the jurisdiction must describe activities planned with respect to sources of funds in the annual CDBG grant, such as program income and float-funded activities. In addition, issues such as contingency funds and urgent need activity also should be described in this section. The County does not expect any program income during FY 2014 and does not anticipate using float-funded activities during FY 2014.

The County also must describe other forms of investment, resale/recapture guidelines for homebuyer and/or acquisition activities and plans for refinancing the debt of multi-family projects. During FY 2014, Fort Bend County will not use any other forms of investment, fund homebuyer activities, the acquisition of properties or refinance the debt of multi-family projects.

The County also must describe the written standards for providing ESG assistance, the status of Continuum of Care coordinated access system, describe the sub-award process and the homeless participation requirement. Each of these issues is addressed in the ESG Program section below.

Community Development Block Grant Program (CDBG)

Reference 24 CFR 91.220(I)(1)

Projects planned with all CDBG funds expected to be available during the year are identified in the Projects Table. The following identifies program income that is available for use that is included in projects to be carried out.

1. The total amount of program income that will have been received before the start of the next program year and that has not yet been reprogrammed	0
2. The amount of proceeds from section 108 loan guarantees that will be used during the year to address the priority needs and specific objectives identified in the grantee's strategic plan.	0
3. The amount of surplus funds from urban renewal settlements	0
4. The amount of any grant funds returned to the line of credit for which the planned use has not been included in a prior statement or plan	0
5. The amount of income from float-funded activities	0
Total Program Income:	0

Other CDBG Requirements

1. The amount of urgent need activities	0
Annual Action Plan 2014	68

2. The estimated percentage of CDBG funds that will be used for activities that benefit persons of low and moderate income. Overall Benefit - A consecutive period of one, two or three years may be used to determine that a minimum overall benefit of 70% of CDBG funds is used to benefit persons of low and moderate income. Specify the years covered that include this Annual Action Plan.

100.00%

HOME Investment Partnership Program (HOME)

Reference 24 CFR 91.220(l)(2)

1. A description of other forms of investment being used beyond those identified in Section 92.205 is as follows:

The County did not use any other forms of investment being used beyond those identified in Section 92.205.

2. A description of the guidelines that will be used for resale or recapture of HOME funds when used for homebuyer activities as required in 92.254, is as follows:

The County did not fund any homebuyer activities with HOME Program funds for FY 2014.

3. A description of the guidelines for resale or recapture that ensures the affordability of units acquired with HOME funds? See 24 CFR 92.254(a)(4) are as follows:

The County did not fund the acquisition of units with HOME Program funds for FY 2014.

4. Plans for using HOME funds to refinance existing debt secured by multifamily housing that is rehabilitated with HOME funds along with a description of the refinancing guidelines required that will be used under 24 CFR 92.206(b), are as follows:

The County did not fund any multifamily housing with HOME Program funds for FY 2014.

Emergency Solutions Grant (ESG)

Reference 91.220(l)(4)

1. Include written standards for providing ESG assistance (may include as attachment)

The ESG written standards are included as Appendix D. The written guidelines, standards and outcomes were developed in cooperation with the Coalition for the Homeless, Harris County, the

City of Houston, and the City of Pasadena.

2. If the Continuum of Care has established centralized or coordinated assessment system that meets HUD requirements, describe that centralized or coordinated assessment system.

The Continuum of Care is in the on-going process of establishing a coordinated assessment system that meets HUD requirements. The current coordinated access system includes a standardized intake/application form on the HMIS system. The Continuum is in the process of review the HMIS data entered by subrecipients and increasing the entry and accuracy of this data. The Continuum also is continuing the process of expanding this system from CoC and ESG subrecipients to all subrecipients of federal, state, and local assistance. In the future, every homeless service and shelter provider will have access to this system.

3. Identify the process for making sub-awards and describe how the ESG allocation available to private nonprofit organizations (including community and faith-based organizations).

The development of the FY 2014 Fort Bend County Consolidated Action Plan began in January of 2014. The County published a public notice on Wednesday, February 5, 2014. The FY 2014 CDBG and ESG Request for Proposals (RFPs) were emailed and mailed out on February 7, 2014.

The County maintains a mailing list of individuals and organizations interested in various housing and community development issues. These individuals, organizations, and local governments are emailed or mailed the requests for proposals (RFPs) they requested. In addition, the department also emails and mails out notices of meetings, workshops, and conferences that provide information and training on various issues.

A public meeting was held at 10:00 a.m. on Wednesday, February 19, 2014 at the William B. Travis Building 301 Jackson, 1st Floor Meeting Room, Richmond, Texas to inform the public of anticipated funding levels and to measure community needs. An information session or proposer's conference was held on Wednesday, March 5, 2014 to discuss the County's FY 2014 CDBG and ESG Request for Proposals (RFPs) and to answer questions from interested organizations and local governments. The deadline for the submission of RFPs was 3:00 p.m. on Friday, March 21, 2014. The County received twenty (20) proposals from organizations and local governments, totaling \$3,469,590 in CDBG Program funding requests and \$254,179 in ESG Program funding requests.

The ESG Program proposals are evaluated by Fort Bend County Community Development Department staff using a standardized evaluation sheet. The evaluation sheets are totaled and all the sheet totals are averaged. The proposals are then ranked in descending order, from the highest average score to the lowest. The highest ranked proposals are fully funded if possible given ESG regulatory maximums.

The Continuum of Care is in the process of developing a Continuum wide ESG application and

evaluation process. The Continuum anticipates implementing this process during FY 2015.

4. If the jurisdiction is unable to meet the homeless participation requirement in 24 CFR 576.405(a), the jurisdiction must specify its plan for reaching out to and consulting with homeless or formerly homeless individuals in considering policies and funding decisions regarding facilities and services funded under ESG.

The funding decision regarding ESG projects is made by the Fort Bend County Commissioner's Court, the elected governing body of the County. Fort Bend County requires that every applicant for ESG complete a Homeless Participation Plan Form. This form certifies that at least one homeless individual or formerly homeless individual serves on the subrecipient's board of directors, and/or that at least one homeless individual or formerly homeless individual participates in the subrecipient's formal review process and/or grievance process in terminating assistance for a program participant. (See 24 CFR 576.402(2))

5. Describe performance standards for evaluating ESG.

The ESG written performance standards are included as Appendix H. The written guidelines, standards and outcomes were developed in cooperation with the Coalition for the Homeless, Harris County, the City of Houston, and the City of Pasadena.

Discussion

SF 424 and CERTIFICATIONS

Annual Action Plan
2014

Application for Federal Assistance SF-424		
* 1. Type of Submission: <input type="checkbox"/> Preapplication <input checked="" type="checkbox"/> Application <input type="checkbox"/> Changed/Corrected Application		
* 2. Type of Application: <input checked="" type="checkbox"/> New <input type="checkbox"/> Continuation <input type="checkbox"/> Revision		
* If Revision, select appropriate letter(s): <input type="text"/> * Other (Specify): <input type="text"/>		
* 3. Date Received: 07/08/2014		4. Applicant Identifier: TX489157
5a. Federal Entity Identifier: B-14-UC-48-0004		5b. Federal Award Identifier: <input type="text"/>
State Use Only:		
6. Date Received by State: <input type="text"/>		7. State Application Identifier: <input type="text"/>
8. APPLICANT INFORMATION:		
* a. Legal Name: Fort Bend County Texas		
* b. Employer/Taxpayer Identification Number (EIN/TIN): 74-6001969		* c. Organizational DUNS: 0814970750000
d. Address:		
* Street1: 301 Jackson Street		
Street2: Suite 602		
* City: Richmond		
County/Parish: Fort Bend County		
* State: TX: Texas		
Province: <input type="text"/>		
* Country: USA: UNITED STATES		
* Zip / Postal Code: 77469-3108		
e. Organizational Unit:		
Department Name: Community Development		Division Name: <input type="text"/>
f. Name and contact information of person to be contacted on matters involving this application:		
Prefix: Ms.		* First Name: Marilyn
Middle Name: <input type="text"/>		
* Last Name: Kindell		
Suffix: <input type="text"/>		
Title: Community Development Department Director		
Organizational Affiliation: <input type="text"/>		
* Telephone Number: 281-341-4410		Fax Number: 281-341-3762
* Email: marilynn.kindell@fortbendcountytexas.gov		

Application for Federal Assistance SF-424

*** 9. Type of Applicant 1: Select Applicant Type:**

B: County Government

Type of Applicant 2: Select Applicant Type:

Type of Applicant 3: Select Applicant Type:

* Other (specify):

*** 10. Name of Federal Agency:**

U.S. Department of Housing and Urban Development (HUD)

11. Catalog of Federal Domestic Assistance Number:

14.218

CFDA Title:

Community Development Block Grant (CDBG) Program

*** 12. Funding Opportunity Number:**

* Title:

13. Competition Identification Number:

Title:

14. Areas Affected by Project (Cities, Counties, States, etc.):

Add Attachment

Delete Attachment

View Attachment

*** 15. Descriptive Title of Applicant's Project:**

Community Development Block Grant (CDBG) Program

Attach supporting documents as specified in agency instructions.

Add Attachments

Delete Attachments

View Attachments

Application for Federal Assistance SF-424**16. Congressional Districts Of:**

* a. Applicant

TX-009

* b. Program/Project

Attach an additional list of Program/Project Congressional Districts if needed.

Add Attachment

Delete Attachment

View Attachment

17. Proposed Project:

* a. Start Date:

09/04/2014

* b. End Date:

08/31/2015

18. Estimated Funding (\$):

* a. Federal

2,190,757.00

* b. Applicant

* c. State

* d. Local

* e. Other

* f. Program Income

* g. TOTAL

2,190,757.00

*** 19. Is Application Subject to Review By State Under Executive Order 12372 Process?**☒ a. This application was made available to the State under the Executive Order 12372 Process for review on

07/08/2014

☐ b. Program is subject to E.O. 12372 but has not been selected by the State for review.☐ c. Program is not covered by E.O. 12372.*** 20. Is the Applicant Delinquent On Any Federal Debt? (If "Yes," provide explanation in attachment.)**☐ Yes☒ No

If "Yes", provide explanation and attach

Add Attachment

Delete Attachment

View Attachment

21. *By signing this application, I certify (1) to the statements contained in the list of certifications** and (2) that the statements herein are true, complete and accurate to the best of my knowledge. I also provide the required assurances** and agree to comply with any resulting terms if I accept an award. I am aware that any false, fictitious, or fraudulent statements or claims may subject me to criminal, civil, or administrative penalties. (U.S. Code, Title 218, Section 1001)

☒ ** I AGREE

** The list of certifications and assurances, or an internet site where you may obtain this list, is contained in the announcement or agency specific instructions.

Authorized Representative:

Prefix: Honorable

* First Name: Robert

Middle Name: E.

* Last Name: Hebert

Suffix:

* Title: County Judge

* Telephone Number: 281-341-8608

Fax Number: 281-341-8609

* Email: ann.werlein@fortbendcountytexas.gov

* Signature of Authorized Representative:

* Date Signed: 07/01/2014

Application for Federal Assistance SF-424*** 1. Type of Submission:**

- ☐ Preapplication
☒ Application
☐ Changed/Corrected Application

*** 2. Type of Application:**

- ☒ New
☐ Continuation
☐ Revision

*** If Revision, select appropriate letter(s):***** Other (Specify):***** 3. Date Received:**

07/08/2014

4. Applicant Identifier:

TX489157

5a. Federal Entity Identifier:

M14-UC-48-0216

5b. Federal Award Identifier:**State Use Only:****6. Date Received by State:****7. State Application Identifier:****8. APPLICANT INFORMATION:***** a. Legal Name:**

Fort Bend County Texas

*** b. Employer/Taxpayer Identification Number (EIN/TIN):**

74-6001969

*** c. Organizational DUNS:**

0814970750000

d. Address:*** Street1:**

301 Jackson Street

Street2:

Suite 602

*** City:**

Richmond

County/Parish:

Fort Bend County

*** State:**

TX: Texas

Province:*** Country:**

USA: UNITED STATES

*** Zip / Postal Code:**

77469-3108

e. Organizational Unit:**Department Name:**

Community Development

Division Name:**f. Name and contact information of person to be contacted on matters involving this application:****Prefix:**

Ms.

*** First Name:**

Marilynn

Middle Name:*** Last Name:**

Kindell

Suffix:**Title:** Community Development Department Director**Organizational Affiliation:***** Telephone Number:** 281-341-4410**Fax Number:** 281-341-3762*** Email:** marilynn.kindell@fortbendcountytexas.gov

Application for Federal Assistance SF-424

*** 9. Type of Applicant 1: Select Applicant Type:**

B: County Government

Type of Applicant 2: Select Applicant Type:

Type of Applicant 3: Select Applicant Type:

* Other (specify):

*** 10. Name of Federal Agency:**

U.S. Department of Housing and Urban Development (HUD)

11. Catalog of Federal Domestic Assistance Number:

14.239

CFDA Title:

HOME Investment Partnerships Program

*** 12. Funding Opportunity Number:**

* Title:

13. Competition Identification Number:

Title:

14. Areas Affected by Project (Cities, Counties, States, etc.):

Add Attachment

Delete Attachment

View Attachment

*** 15. Descriptive Title of Applicant's Project:**

HOME Investment Partnerships Program

Attach supporting documents as specified in agency instructions.

Add Attachments

Delete Attachments

View Attachments

Application for Federal Assistance SF-424**16. Congressional Districts Of:**

* a. Applicant

TX-009

* b. Program/Project

Attach an additional list of Program/Project Congressional Districts if needed.

Add Attachment

Delete Attachment

View Attachment

17. Proposed Project:

* a. Start Date:

09/04/2014

* b. End Date:

08/31/2015

18. Estimated Funding (\$):

* a. Federal

466,953.00

* b. Applicant

* c. State

* d. Local

* e. Other

* f. Program Income

* g. TOTAL

466,953.00

*** 19. Is Application Subject to Review By State Under Executive Order 12372 Process?**☒ a. This application was made available to the State under the Executive Order 12372 Process for review on

07/08/2014

☐ b. Program is subject to E.O. 12372 but has not been selected by the State for review.☐ c. Program is not covered by E.O. 12372.*** 20. Is the Applicant Delinquent On Any Federal Debt? (If "Yes," provide explanation in attachment.)**☐ Yes☒ No

If "Yes", provide explanation and attach

Add Attachment

Delete Attachment

View Attachment

21. *By signing this application, I certify (1) to the statements contained in the list of certifications** and (2) that the statements herein are true, complete and accurate to the best of my knowledge. I also provide the required assurances** and agree to comply with any resulting terms if I accept an award. I am aware that any false, fictitious, or fraudulent statements or claims may subject me to criminal, civil, or administrative penalties. (U.S. Code, Title 218, Section 1001)

☒ ** I AGREE

** The list of certifications and assurances, or an internet site where you may obtain this list, is contained in the announcement or agency specific instructions.

Authorized Representative:

Prefix:

Honorable

* First Name:

Robert

Middle Name:

E.

* Last Name:

Hebert

Suffix:

* Title:

County Judge

* Telephone Number:

281-341-8608

Fax Number:

281-341-8609

* Email:

ann.werlein@fortbendcountytexas.gov

* Signature of Authorized Representative:

* Date Signed:

07/01/2014

Application for Federal Assistance SF-424		
* 1. Type of Submission: <input type="checkbox"/> Preapplication <input checked="" type="checkbox"/> Application <input type="checkbox"/> Changed/Corrected Application		
* 2. Type of Application: <input checked="" type="checkbox"/> New <input type="checkbox"/> Continuation <input type="checkbox"/> Revision		
* If Revision, select appropriate letter(s): <input type="text"/> * Other (Specify): <input type="text"/>		
* 3. Date Received: 07/08/2014		4. Applicant Identifier: TX489157
5a. Federal Entity Identifier: E-13-UC-48-0003		5b. Federal Award Identifier: <input type="text"/>
State Use Only:		
6. Date Received by State: <input type="text"/>		7. State Application Identifier: <input type="text"/>
8. APPLICANT INFORMATION:		
* a. Legal Name: Fort Bend County Texas		
* b. Employer/Taxpayer Identification Number (EIN/TIN): 74-6001969		* c. Organizational DUNS: 0814970750000
d. Address:		
* Street1: 301 Jackson Street		
Street2: Suite 602		
* City: Richmond		
County/Parish: Fort Bend County		
* State: TX: Texas		
Province: <input type="text"/>		
* Country: USA: UNITED STATES		
* Zip / Postal Code: 77469-3108		
e. Organizational Unit:		
Department Name: Community Development		Division Name: <input type="text"/>
f. Name and contact information of person to be contacted on matters involving this application:		
Prefix: Ms. * First Name: Marilyn		
Middle Name: <input type="text"/>		
* Last Name: Kindell		
Suffix: <input type="text"/>		
Title: Community Development Department Director		
Organizational Affiliation: <input type="text"/>		
* Telephone Number: 281-341-4410		Fax Number: 281-341-3762
* Email: marilynn.kindell@fortbendcountytexas.gov		

Application for Federal Assistance SF-424

*** 9. Type of Applicant 1: Select Applicant Type:**

B: County Government

Type of Applicant 2: Select Applicant Type:

Type of Applicant 3: Select Applicant Type:

* Other (specify):

*** 10. Name of Federal Agency:**

U.S. Department of Housing and Urban Development (HUD)

11. Catalog of Federal Domestic Assistance Number:

14.231

CFDA Title:

Emergency Solutions Grants Program (ESG)

*** 12. Funding Opportunity Number:**

* Title:

13. Competition Identification Number:

Title:

14. Areas Affected by Project (Cities, Counties, States, etc.):

Add Attachment

Delete Attachment

View Attachment

*** 15. Descriptive Title of Applicant's Project:**

Emergency Solutions Grants Program (ESG)

Attach supporting documents as specified in agency instructions.

Add Attachments

Delete Attachments

View Attachments

Application for Federal Assistance SF-424**16. Congressional Districts Of:**

* a. Applicant TX-009

* b. Program/Project

Attach an additional list of Program/Project Congressional Districts if needed.

Add Attachment

Delete Attachment

View Attachment

17. Proposed Project:

* a. Start Date: 09/04/2014

* b. End Date: 08/31/2015

18. Estimated Funding (\$):

* a. Federal	171,760.00
* b. Applicant	
* c. State	
* d. Local	
* e. Other	
* f. Program Income	
* g. TOTAL	171,760.00

*** 19. Is Application Subject to Review By State Under Executive Order 12372 Process?**

- ☒ a. This application was made available to the State under the Executive Order 12372 Process for review on 07/08/2014
- ☐ b. Program is subject to E.O. 12372 but has not been selected by the State for review.
- ☐ c. Program is not covered by E.O. 12372.

*** 20. Is the Applicant Delinquent On Any Federal Debt? (If "Yes," provide explanation in attachment.)**☐ Yes ☒ No

If "Yes", provide explanation and attach

Add Attachment

Delete Attachment

View Attachment

21. *By signing this application, I certify (1) to the statements contained in the list of certifications** and (2) that the statements herein are true, complete and accurate to the best of my knowledge. I also provide the required assurances** and agree to comply with any resulting terms if I accept an award. I am aware that any false, fictitious, or fraudulent statements or claims may subject me to criminal, civil, or administrative penalties. (U.S. Code, Title 218, Section 1001)

☒ ** I AGREE

** The list of certifications and assurances, or an internet site where you may obtain this list, is contained in the announcement or agency specific instructions.

Authorized Representative:

Prefix: Honorable

* First Name: Robert

Middle Name: E.

* Last Name: Hebert

Suffix:

* Title: County Judge

* Telephone Number: 281-341-8608

Fax Number: 281-341-8609

* Email: ann.werlein@fortbendcountytexas.gov

* Signature of Authorized Representative:

* Date Signed: 07/01/2014

CERTIFICATIONS

In accordance with the applicable statutes and the regulations governing the consolidated plan regulations, the jurisdiction certifies that:

Affirmatively Further Fair Housing --The jurisdiction will affirmatively further fair housing, which means it will conduct an analysis of impediments to fair housing choice within the jurisdiction, take appropriate actions to overcome the effects of any impediments identified through that analysis, and maintain records reflecting that analysis and actions in this regard.

Anti-displacement and Relocation Plan --It will comply with the acquisition and relocation requirements of the Uniform Relocation Assistance and Real Property Acquisition Policies Act of 1970, as amended, and implementing regulations at 49 CFR 24; and it has in effect and is following a residential antidisplacement and relocation assistance plan required under section 104(d) of the Housing and Community Development Act of 1974, as amended, in connection with any activity assisted with funding under the CDBG or HOME programs.


Anti-Lobbying --To the best of the jurisdiction's knowledge and belief:

1. No Federal appropriated funds have been paid or will be paid, by or on behalf of it, to any person for influencing or attempting to influence an officer or employee of any agency, a Member of Congress, an officer or employee of Congress, or an employee of a Member of Congress in connection with the awarding of any Federal contract, the making of any Federal grant, the making of any Federal loan, the entering into of any cooperative agreement, and the extension, continuation, renewal, amendment, or modification of any Federal contract, grant, loan, or cooperative agreement;
2. If any funds other than Federal appropriated funds have been paid or will be paid to any person for influencing or attempting to influence an officer or employee of any agency, a Member of Congress, an officer or employee of Congress, or an employee of a Member of Congress in connection with this Federal contract, grant, loan, or cooperative agreement, it will complete and submit Standard Form-LLL, "Disclosure Form to Report Lobbying," in accordance with its instructions; and
3. It will require that the language of paragraph 1 and 2 of this anti-lobbying certification be included in the award documents for all subawards at all tiers (including subcontracts, subgrants, and contracts under grants, loans, and cooperative agreements) and that all subrecipients shall certify and disclose accordingly.

Authority of Jurisdiction --The consolidated plan is authorized under State and local law (as applicable) and the jurisdiction possesses the legal authority to carry out the programs for which it is seeking funding, in accordance with applicable HUD regulations.

Consistency with plan --The housing activities to be undertaken with CDBG, HOME, ESG, and HOPWA funds are consistent with the strategic plan.

Section 3 --It will comply with section 3 of the Housing and Urban Development Act of 1968, and implementing regulations at 24 CFR Part 135.



Signature/Authorized Official

July 1, 2014

Date

Robert E. Hebert, County Judge

Title

Specific CDBG Certifications

The Entitlement Community certifies that:

Citizen Participation --It is in full compliance and following a detailed citizen participation plan that satisfies the requirements of 24 CFR 91.105.

Community Development Plan --Its consolidated housing and community development plan identifies community development and housing needs and specifies both short-term and long-term community development objectives that provide decent housing, expand economic opportunities primarily for persons of low and moderate income. (See CFR 24 570.2 and CFR 24 part 570)

Following a Plan --It is following a current consolidated plan (or Comprehensive Housing Affordability Strategy) that has been approved by HUD.

Use of Funds --It has complied with the following criteria:

1. Maximum Feasible Priority. With respect to activities expected to be assisted with CDBG funds, it certifies that it has developed its Action Plan so as to give maximum feasible priority to activities which benefit low and moderate income families or aid in the prevention or elimination of slums or blight. The Action Plan may also include activities which the grantee certifies are designed to meet other community development needs having a particular urgency because existing conditions pose a serious and immediate threat to the health or welfare of the community, and other financial resources are not available);
2. Overall Benefit. The aggregate use of CDBG funds including section 108 guaranteed loans during program year(s) 2014, (a period specified by the grantee consisting of one, two, or three specific consecutive program years), shall principally benefit persons of low and moderate income in a manner that ensures that at least 70 percent of the amount is expended for activities that benefit such persons during the designated period;
3. Special Assessments. It will not attempt to recover any capital costs of public improvements assisted with CDBG funds including Section 108 loan guaranteed funds by assessing any amount against properties owned and occupied by persons of low and moderate income, including any fee charged or assessment made as a condition of obtaining access to such public improvements.

However, if CDBG funds are used to pay the proportion of a fee or assessment that relates to the capital costs of public improvements (assisted in part with CDBG funds) financed from other revenue sources, an assessment or charge may be made against the property with respect to the public improvements financed by a source other than CDBG funds.

The jurisdiction will not attempt to recover any capital costs of public improvements assisted with CDBG funds, including Section 108, unless CDBG funds are used to pay the proportion of fee or assessment attributable to the capital costs of public improvements financed from other revenue sources. In this case, an assessment or charge may be made against the property with respect to the public improvements financed by a source other than CDBG funds. Also, in the case of properties owned and occupied by moderate-income (not low-income) families, an assessment or charge may be made against the property for public improvements financed by a source other than CDBG funds if the jurisdiction certifies that it lacks CDBG funds to cover the assessment.

Excessive Force --It has adopted and is enforcing:


1. A policy prohibiting the use of excessive force by law enforcement agencies within its jurisdiction against any individuals engaged in non-violent civil rights demonstrations; and

2. A policy of enforcing applicable State and local laws against physically barring entrance to or exit from a facility or location which is the subject of such non-violent civil rights demonstrations within its jurisdiction;

Compliance With Anti-discrimination laws --The grant will be conducted and administered in conformity with title VI of the Civil Rights Act of 1964 (42 USC 2000d), the Fair Housing Act (42 USC 3601-3619), and implementing regulations.

Lead-Based Paint --Its activities concerning lead-based paint will comply with the requirements of 24 CFR Part 35, subparts A, B, J, K and R;

Compliance with Laws --It will comply with applicable laws.



Signature/Authorized Official

July 1, 2014

Date

Robert E. Hebert, County Judge

Title

Specific HOME Certifications


The HOME participating jurisdiction certifies that:

Tenant Based Rental Assistance --If the participating jurisdiction intends to provide tenant-based rental assistance:

The use of HOME funds for tenant-based rental assistance is an essential element of the participating jurisdiction's consolidated plan for expanding the supply, affordability, and availability of decent, safe, sanitary, and affordable housing.

Eligible Activities and Costs --it is using and will use HOME funds for eligible activities and costs, as described in 24 CFR § 92.205 through 92.209 and that it is not using and will not use HOME funds for prohibited activities, as described in § 92.214.

Appropriate Financial Assistance --before committing any funds to a project, it will evaluate the project in accordance with the guidelines that it adopts for this purpose and will not invest any more HOME funds in combination with other Federal assistance than is necessary to provide affordable housing;



Signature/Authorized Official

July 1, 2014

Date

Robert E. Hebert, County Judge

Title

ESG Certifications

The Emergency Solutions Grants Program Recipient certifies that:

Major rehabilitation/conversion – If an emergency shelter's rehabilitation costs exceed 75 percent of the value of the building before rehabilitation, the jurisdiction will maintain the building as a shelter for homeless individuals and families for a minimum of 10 years after the date the building is first occupied by a homeless individual or family after the completed rehabilitation. If the cost to convert a building into an emergency shelter exceeds 75 percent of the value of the building after conversion, the jurisdiction will maintain the building as a shelter for homeless individuals and families for a minimum of 10 years after the date the building is first occupied by a homeless individual or family after the completed conversion. In all other cases where ESG funds are used for renovation, the jurisdiction will maintain the building as a shelter for homeless individuals and families for a minimum of 3 years after the date the building is first occupied by a homeless individual or family after the completed renovation.

Essential Services and Operating Costs – In the case of assistance involving shelter operations or essential services related to street outreach or emergency shelter, the jurisdiction will provide services or shelter to homeless individuals and families for the period during which the ESG assistance is provided, without regard to a particular site or structure, so long the jurisdiction serves the same type of persons (e.g., families with children, unaccompanied youth, disabled individuals, or victims of domestic violence) or persons in the same geographic area.

Renovation – Any renovation carried out with ESG assistance shall be sufficient to ensure that the building involved is safe and sanitary.

Supportive Services – The jurisdiction will assist homeless individuals in obtaining permanent housing, appropriate supportive services (including medical and mental health treatment, victim services, counseling, supervision, and other services essential for achieving independent living), and other Federal State, local, and private assistance available for such individuals.


Matching Funds – The jurisdiction will obtain matching amounts required under 24 CFR 576.201.

Confidentiality – The jurisdiction has established and is implementing procedures to ensure the confidentiality of records pertaining to any individual provided family violence prevention or treatment services under any project assisted under the ESG program, including protection against the release of the address or location of any family violence shelter project, except with the written authorization of the person responsible for the operation of that shelter.

Homeless Persons Involvement – To the maximum extent practicable, the jurisdiction will involve, through employment, volunteer services, or otherwise, homeless individuals and families in constructing, renovating, maintaining, and operating facilities assisted under the ESG program, in providing services assisted under the ESG program, and in providing services for occupants of facilities assisted under the program.

Consolidated Plan – All activities the jurisdiction undertakes with assistance under ESG are consistent with the jurisdiction's consolidated plan.

Discharge Policy – The jurisdiction will establish and implement, to the maximum extent practicable and where appropriate policies and protocols for the discharge of persons from publicly funded institutions or systems of care (such as health care facilities, mental health facilities, foster care or other youth facilities, or correction programs and institutions) in order to prevent this discharge from immediately resulting in homelessness for these persons.



Signature/Authorized Official

July 1, 2014

Date

Robert E. Hebert, County Judge

Title

APPENDIX TO CERTIFICATIONS

INSTRUCTIONS CONCERNING LOBBYING:

A. Lobbying Certification

This certification is a material representation of fact upon which reliance was placed when this transaction was made or entered into. Submission of this certification is a prerequisite for making or entering into this transaction imposed by section 1352, title 31, U.S. Code. Any person who fails to file the required certification shall be subject to a civil penalty of not less than \$10,000 and not more than \$100,000 for each failure.

Certifications 2014

APPENDIX A SUMMARY OF CITIZEN COMMENTS

Fort Bend County's Consolidated Action Plan process involves at least two public notices and at least two public meetings. The dates of the public notices and meetings are listed below.

First Public Notice	Wednesday, February 5, 2014
First Public Meeting	Wednesday, February 19, 2014
Second Public Meeting/Proposer's Meeting	Wednesday, March 5, 2014
Second Public Notice	Wednesday, May 21, 2014
Third Public Meeting	Wednesday, June 11, 2014

The thirty day public comment for the draft Consolidated Action Plan began on May 23, 2014 and ends on June 23, 2014. No comments were received during the thirty day comment period.

The Plan was approved by Fort Bend County Commissioners Court on Tuesday, July, 1, 2014.

**FORT BEND COUNTY
COMMUNITY DEVELOPMENT DEPARTMENT
FY 2014 CONSOLIDATED ANNUAL ACTION PLAN
NOTICE OF PUBLIC MEETING**

To build and strengthen new partnerships with State and local governments and the private sector, the U.S. Department of Housing and Urban Development (HUD) requires a single consolidated submission for the planning and application aspects of the Community Development Block Grant (CDBG), Emergency Solutions Grant (ESG), HOME Investment Partnerships (HOME), and Housing Opportunities for Persons with AIDS (HOPWA) Programs. Fort Bend County is in the process of developing its FY 2014 Consolidated Annual Plan.

A public meeting will be held on Wednesday, February 19, 2014, 10:00 a.m., at the William B. Travis Building, 301 Jackson, 1st Floor Meeting Room, Richmond, Texas to receive comments from the public regarding the housing and community development needs of low- and moderate-income persons such as homeless individuals and families; persons with special needs (the elderly, frail elderly, severely mentally ill, developmentally disabled, physically disabled, persons with alcohol/other drug addictions, and persons with HIV/AIDS); the housing needs of renters and owners; community needs such as anti-crime, economic development, infrastructure, planning and administration, public facilities, public services, senior programs, youth programs; and other nonhousing community development needs. The public is encouraged to attend and to submit comments to Marilyn Kindell, Community Development Director, 301 Jackson, Suite 602, Richmond, Texas 77469. Comments will be incorporated into the draft FY 2014 Consolidated Annual Plan, as appropriate.

The Fort Bend County CDBG and ESG Request for Proposals (RFPs) will be available on Friday, February 7, 2014. Due to a decrease in HOME Program funding, the County will not issue an RFP for the HOME Program. An information session for CDBG and ESG Program applicants will be held on Wednesday, March 5, 2014, at 10:00 a.m. at the William B. Travis Building 301 Jackson, 1st Floor Meeting Room, Richmond, Texas. Questions from applicants will be answered at this meeting. Proposals must be submitted by 3:00 p.m. Friday, March 21, 2014. For more information, please call Carol Borrego at (281) 341-4410.

Persons with vision or hearing impairments or other individuals with disabilities requiring auxiliary aids and services may contact the department at (281) 341-4410 regarding reasonable accommodations for the meeting. This venue is accessible for persons with physical disabilities. Spanish language translators are available at the meeting for persons with Limited English Proficiency. Persons requiring other language translators must contact the department at least 48 hours prior to the meeting at (281) 341-4410 to request translation services for the meeting.

PUBLISHER'S AFFIDAVIT

THE STATE OF TEXAS

COUNTY OF FORT BEND

Before me, the undersigned authority, on this day personally appeared Seshadri Kumar who being by me duly sworn, deposes and says that he is the publisher of **Fort Bend Independent** and that said newspaper meets the requirements of Section 2051.044 of the Texas Government Code, to wit:

1. It devotes not less than twenty-five percent (25%) of its total column lineage to general interest items;
2. It is published at least once each week;
3. It is entered as second-class postal matter in the county where it is published; and
4. It has been published regularly and continuously since 2008.

Feb.5, 2014

FORT BEND COUNTY COMMUNITY DEVELOPMENT DEPARTMENT FY 2014 CONSOLIDATED ANNUAL ACTION PLAN NOTICE OF PUBLIC MEETING




Seshadri Kumar

Publisher

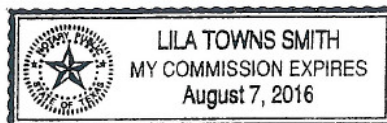
SUBSCRIBED AND SWORN BEFORE ME by Seshadri Kumar who

- (a) Is personally known to me, or
- (b) Provided the following evidence to establish his/ her identity,

On this the 5 day of February 2014, to certify which witness my hand and seal of office.



Notary Public, State of Texas



**PUBLIC NOTICE
FORT BEND COUNTY COMMUNITY DEVELOPMENT DEPARTMENT
FY 2013 CONSOLIDATED ACTION PLAN AMENDMENT**

Fort Bend County proposes to amend its approved FY 2013 Consolidated Action Plan. The Consolidated Plan regulations at 24 CFR 91.505 state that a jurisdiction shall amend its approved plan whenever it makes one of the following decisions:

(1) To make a change in its allocation priorities or a change in the method of distribution of funds;

(2) To carry out an activity, using funds from any program covered by the consolidated plan (including program income), not previously described in the action plan; or

(3) To change the purpose, scope, location, or beneficiaries of an activity.

In addition, Fort Bend County has identified in its citizen participation plan the criteria it uses for determining what constitutes substantial amendments that are subject to a citizen participation process, in accordance with the County's citizen participation plan. The definitions and/or criteria for what constitutes a substantial change for the purpose of amending the consolidated plan are as follows:

(1) Purpose: The purpose is substantially changed if the overall purpose for which a project is funded changes. Changing a specific objective without changing the overall purpose of the project will not be considered a substantial change.

(2) Scope: The scope is substantially changed if the original estimated cost of the project is increased by twenty percent or more.

(3) Location: The location is substantially changed if the service area of a project changes from the original service area.

(4) Beneficiaries: The beneficiaries are substantially changed if there is a change in type or the number is increased by twenty percent or more.

The Fort Bend County FY 2013 Consolidated Plan Amendment is available for public review and comment. The public is encouraged to submit written comments by Monday, March 10, 2014 to Marilyn Kindell, Community Development Director, 301 Jackson, Suite 602, Richmond, Texas 77469. Comments will be incorporated into the Consolidated Plan Amendments, as appropriate.

**FORT BEND COUNTY, TEXAS
FY 2013 CONSOLIDATED PLAN AMENDMENT
EMERGENCY SOLUTIONS GRANT (ESG) PROGRAM**

Funds are available to be reprogrammed from:	
FY 2013 Homeless Prevention/Rapid Re-Housing/Stabilization Services (TBD: To Be Determined)	\$40,370.00
Total Available To Be Reprogrammed	\$40,370.00
Funds are available to be reprogrammed to:	
FY 2013 Fort Bend County Social Services Department Homeless Prevention/Rapid Re-Housing/Stabilization Services	\$40,370.00
Total Reprogrammed Amount	\$40,370.00

**FORT BEND COUNTY
COMMUNITY DEVELOPMENT DEPARTMENT
FY 2014 CONSOLIDATED ANNUAL ACTION PLAN
NOTICE OF PUBLIC MEETING**

To build and strengthen new partnerships with State and local governments and the private sector, the U.S. Department of Housing and Urban Development (HUD) requires a single consolidated submission for the planning and application aspects of the Community Development Block Grant (CDBG), Emergency Solutions Grant (ESG), HOME Investment Partnerships (HOME), and Housing Opportunities for Persons with AIDS (HOPWA) Programs. Fort Bend County is in the process of developing its FY 2014 Consolidated Annual Plan.

A public meeting will be held on Wednesday, February 19, 2014, 10:00 a.m., at the William B. Travis Building, 301 Jackson, 1st Floor Meeting Room, Richmond, Texas to receive comments from the public regarding the housing and community development needs of low- and moderate-income persons such as homeless individuals and families; persons with special needs (the elderly, frail elderly, severely mentally ill, developmentally disabled, physically disabled, persons with alcohol/other drug addictions, and persons with HIV/AIDS); the housing needs of renters and owners; community needs such as anti-crime, economic development, infrastructure, planning and administration, public facilities, public services, senior programs, youth programs; and other nonhousing community development needs. The public is encouraged to attend and to submit comments to Marilyn Kindell, Community Development Director, 301 Jackson, Suite 602, Richmond, Texas 77469. Comments will be incorporated into the draft FY 2014 Consolidated Annual Plan, as appropriate.

The Fort Bend County CDBG and ESG Request for Proposals (RFPs) will be available on Friday, February 7, 2014. Due to a decrease in HOME Program funding, the County will not issue an RFP for the HOME Program. An information session for CDBG and ESG Program applicants will be held on Wednesday, March 5, 2014, at 10:00 a.m. at the William B. Travis Building 301 Jackson, 1st Floor Meeting Room, Richmond, Texas. Questions from applicants will be answered at this meeting. Proposals must be submitted by 3:00 p.m. Friday, March 21, 2014. For more information, please call Carol Borrego at (281) 341-4410.

Persons with vision or hearing impairments or other individuals with disabilities requiring auxiliary aids and services may contact the department at (281) 341-4410 regarding reasonable accommodations for the meeting. This venue is accessible for persons with physical disabilities. Spanish language translators are available at the meeting for persons with Limited English Proficiency. Persons requiring other language translators must contact the department at least 48 hours prior to the meeting at (281) 341-4410 to request translation services for the meeting.

So Join Us, Thursday,
Hotel at City Center, 1605
For more information go

Send your news to Becky a



**NOTICE TO BIDDERS - REVISED
BALLPARK AND COMMUNITY**

The City of Sugar Land seeks bids for furnishing and performing all work required for the

CIP PROJECT NAME: Ballpark and Community Center
CIP PROJECT NUMBER: MU1405 and 1406
LOCATION OF WORK: City of Sugar Land

Plans, specifications, and bidding documents are available at the City of Sugar Land office and location with payment of \$75.00. 2012 Wickchester Lane, Suite 200; Houston, Texas 77057.

Sealed bids in triplicate, one (1) original to the City of Sugar Land, Office of the City Manager, 1605 City Center Boulevard North, Suite 122, Sugar Land, Texas 77478, on Thursday, February 13, 2014, 10:00 a.m. opened and read. Bids received after this time will not be considered.

A non-mandatory pre-bid meeting for this project will be held on **Thursday, February 6, 2014, 8:00 a.m. to 9:00 a.m.** at the City of Sugar Land, 1605 City Center Boulevard North, Sugar Land, TX 77478.

Questions regarding this bid must be submitted on or before 10:00 A.M. Please contact Associates, Inc. (281) 920-6306.

The City Council will award the bid to the lowest responsive bidder who meets all requirements of the Request for Bid. The contract award will be made within thirty (30) calendar days of the bid opening.


Glenda Gundermann, TRMC, CMC
City Secretary



**NOTICE OF PUBLIC HEARING
SPECIAL EXCEPTION SITE PLAN
1554 DAVID SEARLES BOULEVARD**

Zoning Board of Adjustment Public Hearing to hear all persons interested in the proposed Side Yard Setback for 1554 David Searles Creek Section 23, in the Standard Single-Family Residential Zone.

City of Sugar Land City Council Chamber, 1605 City Center Boulevard North. Details of the proposed Special Exception Site Plan are available by contacting the City of Sugar Land Development Services Department at planning@sugarlandtx.gov or phone (281) 341-4410.



**FORT BEND COUNTY COMMUNITY DEVELOPMENT DEPARTMENT
REQUEST FOR FY 2014 REQUEST FOR PROPOSALS (RFP)**

Please send me the FY 2014 Request for Proposals (RFP) Packet selected below.

- _____ Community Development Block Grant (CDBG) Local Government
- _____ Community Development Block Grant (CDBG) Non-Profit Organization
- _____ Emergency Solutions Grant Program (ESGP)
- _____ Budget Pages
- _____ Paper copy only
- _____ E-mail only* (Please fill out e-mail address and telephone number)

Name: _____

Organization: _____

Address: _____

City/State/Zip Code: _____

Area Code/Telephone Number: _____

Fax Number (Area Code/Number) _____

E-mail Address:* _____

Please mail this form to: Fort Bend County
Community Development Department
301 Jackson, Suite 602
Richmond, Texas 77469

For office use only.

Date phone request received: _____

Date sent: _____

Staff person: _____

requestforrfpsbpages2014

**FORT BEND COUNTY COMMUNITY DEVELOPMENT DEPARTMENT
REQUEST FOR FY 2014 ADA AND/OR TRANSLATION ASSISTANCE**

_____ I am requesting reasonable accommodations for the FBC Community Development
Department public meeting on _____

The accommodation I require is: _____

_____ I am requesting translation or Limited English Proficiency assistance for the FBC
Community Development Department public meeting on _____

The translation or Limited English Proficiency assistance I require is: _____

Name: _____

Organization: _____

Address: _____

City/State/Zip Code: _____

Area Code/Telephone Number: _____

Fax Number (Area Code/Number) _____

E-mail Address:* _____

Please mail this form to: Fort Bend County
Community Development Department
301 Jackson, Suite 602
Richmond, Texas 77469

For office use only.

Date request received: _____

Staff Person: _____

Follow Up Date/Staff Person: _____

**Fort Bend County Community Development Department
FY 2014 Consolidated Action Plan
Public Meeting
William B. Travis 1st Floor Training Room
February 19, 2014
10:00 a.m.**

- I. Introduction
 - Contingency Provision
- II. Consolidated Plan Needs Assessment/Needs of Community (handout)
- III. Assistance Expected To Be Received By Fort Bend County
 - A. Community Development Block Grant (CDBG)
 - 1. Amount of Assistance
 - 2. Range of Activities
 - B. HOME Investment Partnerships Program (HOME)
 - 1. Amount of Assistance
 - 2. Range of Activities
 - C. Emergency Solutions Grant Program (ESG)
 - 1. Amount of Assistance
 - 2. Range of Activities
 - D. Housing Opportunities for Persons with AIDS (HOPWA)
- IV. Questions and Answers

Community Development Staff:

Marilynn Kindell, Director
Carol Borrego, Planner
Carla Beckendorff, Rehabilitation Specialist
Karen Bringol, Project Coordinator
Annette Mata, Receptionist
Debra Watson, Administrative Assistant email: watsodeb@co.fort-bend.tx.us

**Fort Bend County Community Development Department
FY 2014 Consolidated Annual Action Plan
Public Meeting**

III. Assistance Expected To Be Received By Fort Bend County

FY 2014 Funds Expected

Fort Bend County is expected to receive \$2,114,257 in CDBG Program funds, \$421,638 in HOME Program funds and \$139,116 in Emergency Solutions Grant funds directly from the U.S. Department of Housing and Urban Development (HUD) for program year 2014 (September 1, 2014 to August 31, 2015). The department will not issue an RFP for the HOME Program this year. The County may issue a HOME Program RFP if funding for this program increases.

Fort Bend County's CDBG can be used within the unincorporated areas of Fort Bend County and within the incorporated limits of the following cities: Arcola, Beasley, Fairchilds, Fulshear, Kendleton, Meadows Place, Needville, Orchard, Pleak, Richmond, Rosenberg, Simonton, Stafford, and Thompsons. Funds cannot be used to provide services for residents or fund projects within the cities of Houston, Katy, Missouri City, Pearland or Sugar Land.

A. Community Development Block Grant (CDBG)

1. Amount of Assistance: During FY 2014, Fort Bend County estimates it may receive **\$2,114,257** in CDBG Program funds.
2. Range of Activities: The primary objective of the Community Development Block Grant Program is to aid in the development of viable urban communities by providing decent housing and a suitable living environment and expanding economic opportunities, principally for persons of low- and very low income.

B. HOME Investment Partnerships Program (HOME)

1. Amount of Assistance: During FY 2014, Fort Bend County, the participating jurisdiction (PJ), estimates it may receive **\$421,638** in HOME Program funds. This amount includes \$63,248 in CHDO set-aside funds required by HUD and \$42,163 in program administration. Approximately, **\$316,229** is available for County's Housing Rehabilitation Program.
2. Range of Activities: HOME Program funds may be used for a variety of activities to develop and support affordable housing for low-income individuals and families according to HOME Program and other Federal requirements.

C. Emergency Solutions Grant (ESG)

1. Amount of Assistance: During FY 2014, Fort Bend County estimates it will receive **\$139,116** in ESG Program funds. This amount includes \$10,433 for administration, \$94,439 for outreach and emergency shelters and \$34,244 for homeless assistance.
2. Range of Activities: Emergency Solutions Grant (ESG) Program funds may be used for the rehabilitation or conversion of buildings for use as emergency shelter for the homeless, for the payment of certain expenses related to operating emergency shelters, for essential services related to emergency shelters and street outreach for the homeless, and for homelessness prevention and rapid re-housing assistance.

Emergency Solutions Grants Resource Page: <http://www.hudhre.info/esg/>

D. Housing Opportunities for Persons with AIDS (HOPWA)

Fort Bend County is part of the Houston Eligible Metropolitan Area (EMA) for the Housing Opportunities for Persons with AIDS Program. The largest jurisdiction within the EMA administers the HOPWA Program funds for the entire eligible metropolitan area. The City of Houston administers the HOPWA funds for the Fort Bend County area. If you have any questions regarding this program, please call the City of Houston at (713) 868-8300.

To obtain a FY 2014 RFP, please call the Fort Bend County Community Development Department at (281) 341-4410. If you need additional information regarding any of these programs, please call Carol Borrego with this office.

(Please print.)

[illegible]

**Fort Bend County, Texas
FY 2010-2015 Consolidated Plan**

**Priority Needs Tables
and
Five-Year and One Year Goals**

Table 1A
Homeless and Special Needs Populations

Continuum of Care: Housing Gap Analysis Chart

		Current Inventory	Under Development	Unmet Need/ Gap
Individuals				
Example	Emergency Shelter	100	40	26
Beds	Emergency Shelter	0	0	
	Transitional Housing	0	0	
	Permanent Supportive Housing	0	0	
	Total	0	0	
Persons in Families with Children				
Beds	Emergency Shelter	65	0	
	Transitional Housing	0	0	
	Permanent Supportive Housing	0	0	
	Total	0	0	

Continuum of Care: Homeless Population and Subpopulations Chart

Population	Part 1: Homeless	Sheltered		Unsheltered	Total
		Emergency	Transitional		
Number of Families with Children (Family Households):		0	0	0	0
1. Number of Persons in Families with Children		65	0	0	0
2. Number of Single Individuals and Persons in Households without children		0	0	0	0
(Add Lines Numbered 1 & 2 Total Persons)		65	0	0	0
Part 2: Homeless Subpopulations		Sheltered		Unsheltered	total
a. Chronically Homeless		0		1000	1000
b. Seriously Mentally Ill		0			
c. Chronic Substance Abuse		0			
d. Veterans		0			
e. Persons with HIV/AIDS		0			
f. Victims of Domestic Violence		0			
g. Unaccompanied Youth (Under 18)		0			

Table 1B
Special Needs (Non-Homeless) Populations

SPECIAL NEEDS SUBPOPULATIONS	Priority Need Level High, Medium, Low, No Such Need	Unmet Need	Dollars to Address Unmet Need	Multi- Year Goals	Annual Goals
Elderly	25,400 H				
Frail Elderly	11,954 H				
Severe Mental Illness	3,330 H				
Developmentally Disabled	3,531 H				
Physically Disabled	4,277 H				
Persons w/ Alcohol/Other Drug Addictions	6,352 H				
Persons w/HIV/AIDS	428 H				
Other					
Abused and Neglected Children	H				
Incapacitated Persons*	H				
TOTAL					

Table 2A
Priority Needs Summary Table

PRIORITY HOUSING NEEDS (households - Hhs)			Priority		Unmet Need
Renter	Small Related	1,001 Hhs	0-30%	H	
		938 Hhs	31-50%	H	
		1,493 Hhs	51-80%	H	
	Large Related	347 Hhs	0-30%	H	
		497 Hhs	31-50%	H	
		510 Hhs	51-80%	H	
	Elderly	513 Hhs	0-30%	H	
		235 Hhs	31-50%	H	
		193 Hhs	51-80%	H	
	All Other	541 Hhs	0-30%	H	
		417 Hhs	31-50%	H	
		858 Hhs	51-80%	H	
Owner		2,433 Hhs	0-30%	H	
		2,942 Hhs	31-50%	H	
		5,554 Hhs	51-80%	H	
Special Needs		5,022 Hhs	0-80%	H	
Total Goals					
Total 215 Goals					
Total 215 Renter					
Total 215 Owner					

**TABLE 2B
COMMUNITY DEVELOPMENT NEEDS**

Priority Community Development Needs	Priority Need Level (High, Medium, Low, No Such Need)	Unmet Priority Need	Dollars to Address Unmet Priority Need	Goals
Public Facility Needs (projects)				
1a Senior Centers	M			
1b Handicapped Centers	M			
1c Homeless Facilities	H			
1d Youth Centers	M			
1e Child Care Centers	M			
1f Health Facilities	M			
1g Neighborhood Facilities	H			
1h Parks and/or Recreation Facilities	M			
1i Parking Facilities	N			
1j Non-Residential Historic Preservation	L			
1k Other Public Facility Needs	L			
Infrastructure (projects)				
2a Water/Sewer Improvements	H			
2b Street Improvements	H			
2c Sidewalks	L			
2d Solid Waste Disposal Improvements	H			
2e Flood Drainage Improvements	H			
2f Other Infrastructure	M			
Public Services (people)				
3a Senior Services	H			
3b Handicapped Services	H			
3c Youth Services	M			
3d Child Care Services	M			
3e Transportation Services	H			
3f Substance Abuse Services	L			
3g Employment/Training Services	H			
3h Health Services	M			
3i Lead Hazard Screening	M			
3j Crime Awareness	L			
3k Other Public Services Needs	M			

TABLE 2B
COMMUNITY DEVELOPMENT NEEDS
(continued)

Priority Community Development Needs	Priority Need Level (High, Medium, Low, No Such Need)	Unmet Priority Need	Dollars to Address Unmet Priority Need	Goals
Economic Development				
4a ED Assistance to For-Profit (businesses)	L			
4b ED Technical Assistance (businesses)	L			
4c Micro-Enterprise Assistance (businesses)	L			
4d Rehab; Publicly- or Privately-Owned Commercial/Industrial (projects)	L			
4e C/I* Infrastructure Development (businesses)	L			
4f Other C/I Improvements (projects)	L			
Planning				
5 Planning	H			
Total Estimated Dollars Needed:				

*Commercial or Industrial Improvements by Grantee or Non-profit.

Table 3.1 Summary Decent Housing Objectives, Fort Bend County, FY 2010.

DH 1:	Objective 1: Provide assistance to increase the availability of standard quality housing to extremely low-income, low-income and moderate-income households.
DH 1.1	Provide down payment and closing costs to 100 first-time homeowners. (20 housing units per year.) (Nine (9) minority homebuyers per year/43 minority homebuyers in five years.)
DH 1.2	Provide rental assistance to 10 extremely low-income, low-income, and moderate-income renter-occupied households. (2 housing units per year.)
DH 1.3	Produce 20 new units, especially for the special needs populations - elderly, frail elderly, persons with disabilities, persons with alcohol and drug addictions, and persons with AIDS. (4 housing units per year.)
DH 1.4	Assist 1 neighborhood-based group in becoming a CHDO for the HOME Program.
DH 1.5	<i>Acquire, rehabilitate and sell at least 10 foreclosed homes. (2 per year)</i>
DH 1.6	<i>Redevelop demolished or vacant properties to provide 4 affordable housing units. (.80 units per year)</i>
DH 2:	Objective 2: Provide housing rehabilitation to owner-occupied and renter-occupied households
DH 2.1.	Provide owner-occupied rehabilitation assistance to 50 extremely low-income, low-income and moderate-income households. (10 housing units per year.)
DH 2.2	Provide housing repairs including roofs, minor repairs and septic tanks to 100 owner-occupied housing units. (20 housing units per year.)
DH 2.3	<i>Provide water and/or sewer connections to at least 50 homes. (10 per year)</i>
DH 2.4	<i>Demolition and reconstruction of three (3) owner-occupied residential properties.</i>
DH 3:	Objective 3: Provide a Continuum of Care to potential homeless and homeless persons.
DH 3.1	Provide for the rehabilitation and/or reconstruction of at least 1 new homeless shelter.
DH 3.2	Provide rental assistance for 5 homeless persons. (1 person/housing unit per year.)
DH 3.3	Provide operating funds to 2 homeless shelters.
DH 3.4	Provide essential or supportive services to at least 50 homeless persons. (10 persons per year.)
DH 3.5	Assist homeless persons in the transition to permanent housing by providing 1st month's rent and utility deposits to at least 5 persons. (1 person or housing unit per year.)
DH 3.6	Prevent homelessness by providing emergency rent, mortgage, and utility assistance to at least 5 persons. (1 person or housing unit per year.)
DH 3.7	Provide 5 housing units accessible to the special needs population, especially elderly persons and persons with disabilities. (1 housing unit per year.)
DH 3.8	Provide supportive services to 20 special needs persons. (4 persons per year).
DH 3.9	Rehabilitate 10 housing units for accessibility purposes especially elderly persons and persons with disabilities. (2 housing units per year.)

*goals italicized and in bold denote additions to FY 2005-2010 goals.

Table 3.2: Summary of Suitable Living Environment Objectives, Fort Bend County, FY 2010.

SLE 1:	Objective 1: Improving and expanding infrastructure
SLE 1.1	Reconstruction or paving of streets in at least one <i>(1)</i> community.
SLE 1.2	Construction of flood drainage improvements in at least one <i>(1)</i> community.
SLE 1.3	Water and/or sewer improvements in at least five <i>(5)</i> communities.
SLE 1.4	Construction of at least one <i>(1)</i> community or recreational center.
SLE 1.5	Park improvements in at least one <i>(1)</i> community.
<i>SLE 1.6</i>	<i>Provide for the demolition of at least five (5) structures (1 structure per year)</i>
<i>SLE 1.7</i>	<i>Provide waste management improvements in at least 1 community.</i>
SLE 2:	Objective 2: Improving and expanding social services
SLE 2.1	Provide meals to at least <i>100</i> persons. (20 persons per year.)
SLE 2.2	Construction of one <i>(1)</i> neighborhood community center to provide space for social service organizations and agencies.
SLE 2.3	Provide assistance to <i>500</i> illiterate persons. (100 persons per year.)
SLE 2.4	Provide support or recreational services to <i>50</i> handicapped or disabled persons. (10 persons per year.)
SLE 2.5	Provide services to <i>100</i> abused and/or neglected children. (20 children per year.)
<i>SLE 2.6</i>	<i>Provide case management and other related services to 25 incapacitated persons (5 persons per year)</i>

* goals italicized and in bold denote additions to FY 2005-2010 goals.

Table 3.3: Summary of Economic Development Objectives, Fort Bend County, FY 2010.

ED 1	Objective 1: Providing assistance to extremely-low-, low- and moderate-income individuals.
ED 1.1	Provide assistance to 500 illiterate persons in the County. (100 persons per year.)
ED 1.2	Provide supportive services at least ten (10) persons. (2 persons per year.)
ED 2	Objective 2: Providing assistance to extremely-low-, low- and moderate-income neighborhoods and communities.
ED 2.1	Reconstruction or paving of streets in at least one (1) community.
ED 2.2	Construction of flood drainage improvements in at least one (1) community.
ED 2.3	Construction of new water and/or sewer improvements in at least one (1) community.
ED 2.4	Construction of at least one (1) community or recreational center.
ED 2.5	Park improvements in at least one (1) community.
ED 2.6	Provide housing assistance programs (tap-ins, septic tanks) in at least two (2) low-income communities.
ED 2.7	<i>Provide for the demolition of at least five (5) structures (1 structure per year)</i>
ED 2.8	<i>Provide waste management improvements in at least 1 community.</i>
ED 2.9	<i>Provide planning assistance to at least one community.</i>

* goals italicized and in bold denote additions to FY 2005-2010 goals

FORT BEND COUNTY COMMUNITY DEVELOPMENT DEPARTMENT
FY 2014 Consolidated Plan
Comment Form

Comments: _____

Name: _____

Organization: _____

Address: _____

City, State, Zip Code: _____

Area Code/Telephone Number: _____

Fax Number: _____

E-Mail Address _____

Please mail this form to: Fort Bend County
Community Development Department
301 Jackson St., Suite 602
Richmond, Texas 77469
or e-mail form to: Carol.Borrego@co.fort-bend.tx.us

For office use only.

Date received: _____
Goals and tables 2010

Fort Bend County Community Development Department
FY 2014 Consolidated Action Plan
Public Meeting
William B. Travis 1st Floor Training Room
March 5, 2014
10:00 a.m.

- I. Introduction
- II. Consolidated Plan Needs Assessment/Needs of Community (handout)
- III. Assistance Expected To Be Received By Fort Bend County
 - A. Community Development Block Grant (CDBG)
 - 1. Amount of Assistance
 - 2. Range of Activities
 - B. HOME Investment Partnerships Program (HOME)
 - 1. Amount of Assistance
 - 2. Range of Activities
 - C. Emergency Solutions Grant Program (ESG)
 - 1. Amount of Assistance
 - 2. Range of Activities
 - D. Housing Opportunities for Persons with AIDS (HOPWA)
- IV. Questions and Answers

Community Development Staff:

Marilynn Kindell, Director

Carol Borrego, Planner

Carla Beckendorff, Rehabilitation Specialist

Karen Bringol, Project Coordinator

Annette Mata, Receptionist

Debra Watson, Administrative Assistant

email: debra.watson@fortbendcountytexas.gov
phone: 281-238-2231

**Fort Bend County Community Development Department
FY 2014 Consolidated Annual Action Plan
Public Meeting**

III. Assistance Expected To Be Received By Fort Bend County

FY 2014 Funds Expected

Fort Bend County is expected to receive \$2,114,257 in CDBG Program funds, \$421,638 in HOME Program funds, and \$139,116 in Emergency Solutions Grant funds directly from the U.S. Department of Housing and Urban Development (HUD) for program year 2014 (September 1, 2014 to August 31, 2015). The department will not issue an RFP for the HOME Program this year. The County may issue a HOME Program RFP if funding for this program increases.

Fort Bend County's CDBG can be used within the unincorporated areas of Fort Bend County and within the incorporated limits of the following cities: Arcola, Beasley, Fairchilds, Fulshear, Kendleton, Meadows Place, Needville, Orchard, Pleak, Richmond, Rosenberg, Simonton, Stafford, and Thompsons. Funds cannot be used to provide services for residents or fund projects within the cities of Houston, Katy, Missouri City, Pearland, or Sugar Land.

A. Community Development Block Grant (CDBG)

1. Amount of Assistance: During FY 2014, Fort Bend County estimates it may receive **\$2,114,257** in CDBG Program funds.
2. Range of Activities: The primary objective of the Community Development Block Grant Program is to aid in the development of viable urban communities by providing decent housing and a suitable living environment and expanding economic opportunities, principally for persons of low- and very low income.

B. HOME Investment Partnerships Program (HOME)

1. Amount of Assistance: During FY 2014, Fort Bend County, the participating jurisdiction (PJ), estimates it may receive **\$421,638** in HOME Program funds. This amount includes \$63,248 in CHDO set-aside funds required by HUD and \$42,163 in program administration. Approximately, **\$316,229** is available for County's Housing Rehabilitation Program.
2. Range of Activities: HOME Program funds may be used for a variety of activities to develop and support affordable housing for low-income individuals and families according to HOME Program and other Federal requirements.

C. Emergency Solutions Grant (ESG)

1. Amount of Assistance: During FY 2014, Fort Bend County estimates it will receive \$139,116 in ESG Program funds. This amount includes the maximums of \$10,433 for administration and \$94,439 for outreach and emergency shelters. This also includes \$5,000 for HMIS and the remaining \$29,244 for homeless assistance.
2. Range of Activities: Emergency Solutions Grant (ESG) Program funds may be used for the rehabilitation or conversion of buildings for use as emergency shelter for the homeless, for the payment of certain expenses related to operating emergency shelters, for essential services related to emergency shelters and street outreach for the homeless, and for homelessness prevention and rapid re-housing assistance.

Emergency Solutions Grants Resource Page: <http://www.hudhre.info/esg/>

D. Housing Opportunities for Persons with AIDS (HOPWA)

Fort Bend County is part of the Houston Eligible Metropolitan Area (EMA) for the Housing Opportunities for Persons with AIDS Program. The largest jurisdiction within the EMA administers the HOPWA Program funds for the entire eligible metropolitan area. The City of Houston administers the HOPWA funds for the Fort Bend County area. If you have any questions regarding this program, please call the City of Houston at (713) 868-8300.

To obtain a FY 2014 RFP, please call the Fort Bend County Community Development Department at (281) 341-4410. If you need additional information regarding any of these programs, please call Carol Borrego with this office.

FORT BEND COUNTY COMMUNITY DEVELOPMENT DEPARTMENT
FY 2014 Consolidated Annual Action Plan
Public Meeting
March 5, 2014

(Please print.)

NAME	ADDRESS	PHONE NUMBER	FAX NUMBER	E-MAIL ADDRESS	ORGANIZATION/ AGENCY
MARY FLOWERS	2208 MAIN, HSTN, TX 77002	713-658-9205	713-658-9206	mary.flowers@ussalvationarmy.org	SALVATION ARMY
RITA WILLIAMS	PO Box 527 MIDLAND, TX 79701	817-797-4231	817-797-6055		CITY OF MIDLAND
David Dyala	5915 Regentale Rd, Houston, TX 77072	281-983-2344		david.dyala@jacks.com	Jacks - Fort Bend County Freshwater Supply District #1
Haley Reid	1510-A Airline Dr Houston TX 77009	713-400-2451		hreed@jacks.com	Boys & Girls Clubs
Donald Poole	2900 Louisiana Street Houston TX 77006	832-541-1987		dpoole@catholiccharities.org	Catholic Charities Children's Services
Brandy Leonard	1330 S. Gessner Rd. Missouri city, TX 77489	(281) 617-7416	(281) 617-7924	bleonhwa@t-bcoap.org	Fort Bend Corps
Fiona Remko	5403 Avenue N Rosenberg TX 77471	281-344-5112		fremko@catholic.org	Children's of Fort Bend
Shirley Bloesch	PO Box 17638 Sugar Land, TX 77496	832-390-4797		simbloesch@parksouthhatch.org	Parks Youth Ranch

FORT BEND COUNTY COMMUNITY DEVELOPMENT DEPARTMENT
FY 2014 Consolidated Annual Action Plan
Public Meeting
March 5, 2014

(Please print.)

NAME	ADDRESS	PHONE NUMBER	FAX NUMBER	E-MAIL ADDRESS	ORGANIZATION/ AGENCY
Angie Puchner	10280 W. Highway 291 Spring, TX	281-494-2466		angie@hopeforthree.org	Hope for Three
Gilda Trux	600 Morton St, Richmond	281-342-0559	281-232-0704	gtrux@ci.richmond.tx.us	City of Richmond
CLAUDIA REDDEN	PO Box 11890, 77391-1890 Spring, TX	281-440-9400	281-357-91428	claudia.redden@kcl.com	FORT BEND CO MUD 19
ANGELICA MARTINEZ	P.O. Box 1488 Fossenberg, TX 77441	281-633-7052	281-633-7050	angelica@fortbendseminars.org	FORT BEND SENIORS
Brooke Hauer	2702 Main St Houston 77002	713-658-0715		brooke_44@att.net	Salvation Army
CHESTER RICHARD	15515 WILLOW CREEK DR HEN	281-498-9663		C.S. RICHARD@3CNO.COM	CHURCH
Anne Budell	PO Box 183 Richmond TX 77466	281-344-5756		abudell@fortbendwomenscenter.org	Fort Bend Women's Center
Carla Lacy	" "			clacy@fortbendwomenscenter.org	Fort Bend Women's Center
Nancy Poblet	123 Brooks St. Spring TX 77478	281-494-5926	281-494-5960	nandobert@arc-offortbend.org	The Arc
Jennifer Cate	2421 Tanglewy 77005	7-206-5505		jennifer@catapactor.com	Fort Bend Seniors

(Please print.)

[illegible]

FORT BEND COUNTY COMMUNITY DEVELOPMENT DEPARTMENT
FY 2014 Consolidated Plan
Comment Form

Comments: Infrastructure improvements
are a high priority need for
us.

Name: Henert Kurtz
Organization: City of Richmond
Address: 402 Merton St.
City, State, Zip Code: Richmond, Tx 77469
Area Code/Telephone Number: 281. 342. 0559
Fax Number: 281-232-0704
E-Mail Address: lkurtz@ci.richmond.tx.us

Please mail this form to: Fort Bend County
Community Development Department
301 Jackson St., Suite 602
Richmond, Texas 77469
or e-mail form to: Carol.Borrego@co.fort-bend.tx.us

For office use only.

Date received: 3/7/2014
Goals and tables 2010

PUBLIC NOTICE
FORT BEND COUNTY COMMUNITY DEVELOPMENT DEPARTMENT
DRAFT FY 2014 CONSOLIDATED ACTION PLAN

To build and strengthen new partnerships with State and local governments and the private sector, the U.S. Department of Housing and Urban Development (HUD) requires a single consolidated submission for the planning and application aspects of the Community Development Block Grant (CDBG), Emergency Shelter Grant (ESG), HOME Investment Partnerships (HOME), and Housing Opportunities for Persons with AIDS (HOPWA) Programs.

The overall goals of the community development and planning programs covered by the Consolidated Plan are to strengthen partnerships with jurisdictions and to extend and strengthen partnerships among all levels of government and the private sector, including for-profit and nonprofit organizations, to enable them:

- to provide decent housing;
- to establish and maintain a suitable living environment, and,
- to expand economic opportunities for every American, particularly for very low-income and low-income persons.

The purpose of the Consolidated Plan is to require the County to state in one document its plan to pursue these goals for all the community planning and development programs, as well as for housing programs. The FY 2014 Consolidated Action Plan will serve the following functions:

1. A planning document for the jurisdiction, which builds on a participatory process at the lowest levels;
2. An application for federal funds under HUD's formula grant programs;
3. A strategy to be followed in carrying out HUD programs; and,
4. An action plan that provides a basis for assessing performance.

The Consolidated Plan Final Rule requires that local government jurisdictions submit to HUD five-year Consolidated Plans containing a housing and homeless needs assessment, a housing market analysis, a strategic plan, an action plan, and the required HUD certifications. The five-year, 2010-2015 Consolidated Plan includes Fort Bend County's revised housing and homeless needs assessment and housing market analysis. The 2010 Consolidated Plan includes 2000 Census and HUD data regarding low-income households, cost burden and housing conditions. The County's strategic plan reflects the changes in the population of the County as evidenced by the 2000 data and provides consistency between the FY 2005-2010 Consolidated Plan's goals and objectives and the FY 2010-2015 Consolidated Plan's goals and objectives. The strategic plan sets forth program goals and specific objectives that help local governments and citizens keep track of results.

The FY 2014 Consolidated Action Plan includes the proposed projects to be funded during FY 2014, September 1, 2014 to August 31, 2015. These projects are listed below by program funding source. The recommended amount of funding for each project also is listed.

Community Development Block Grant Program:

Amount of Assistance Available for FY 2014:		\$2,190,757
Countywide	CDBG Program Administration and Planning	\$380,000
Countywide	CDBG/HOME Program Housing Rehabilitation Administration	\$105,000
Countywide	CDBG Fort Bend CORPs Housing Minor Repair Program	\$230,870
Arcola	Sanitary Sewer Evaluation and Rehabilitation	\$115,000
Fresno	FWSD No.1 Homeowner Water and Sewer Connections	\$217,467
Kendleton	Water Plant Generator	\$115,000
Needville	Phase V: Sanitary Sewer System Rehabilitation: Altimore and Union St.	\$220,000
Richmond	N. Richmond Sanitary Sewer Improvements, Phase VI: Newton, Clay, N.4th	\$215,000
Riverwood	FBC MUD No. 19: Water Distribution System Improvements	\$170,000

Rosenberg	North Rosenberg Water Distribution Improvements Phase II: Sixth St. Ave. D	\$210,000
Countywide	ARC Social Recreation Program	\$27,850
Countywide	Brazos Bend Guardianship: Corporate Guardianship Services	\$30,000
Countywide	FBC Child Advocates, Inc. Forensic Interviewer/Children's Services Coord.	\$32,665
Countywide	FBC Women's Center Operations and Services	\$30,000
Countywide	FB Seniors Feeding our Seniors in Fort Bend County	\$38,905
Countywide	Literacy Volunteers of FBC, Inc. Literacy Tutoring	\$35,000
Countywide	Hope for Three: Services for Children with Autism	\$18,000

HOME Investment Partnership Program:

Amount of Assistance Available for FY 2014: **\$466,953**

Countywide	HOME Program Administration	\$46,695
	CHDO Set-Aside	\$70,043
Countywide	FBC Housing Rehabilitation Program	\$350,215

Emergency Solutions Grant Program (ESG):

Amount of Assistance Available for FY 2014: **\$171,760**

Countywide	ESG Program Administration	\$12,882
Countywide	ESG Program HMIS	\$5,000
Countywide	Parks Youth Ranch: Emergency Shelter: Operations and Essential Services	\$52,614
Countywide	FB Women's Center Emergency Shelter: Operations and Essential Services	\$37,500
Countywide	Homeless Prevention/Rapid ReHousing/Stabilization Services (TBD*)	\$63,764

*TBD- to be determine

The Fort Bend County FY 2014 Consolidated Plan Draft will be available for public review and comment from Friday, May 23, 2014 to Friday, June 23, 2014. The public is encouraged to review this document and submit comments. The Consolidated Action Plan can be reviewed at the Fort Bend County Community Development Department, 301 Jackson, Suite 602, Richmond, Texas 77469. In addition, copies are available from the Fort Bend County Community Development Department. Please call the department at (281) 341-4410.

A public meeting will be held on Wednesday, June 11, 2014, 10:00 a.m., at the Fort Bend County, William B. Travis Building, 301, Jackson, 1st Floor Meeting Room, Richmond, Texas, to receive comments from the public regarding the draft FY 2014 Consolidated Action Plan. The public is encouraged to attend and to submit comments to Marilyn Kindell, Community Development Director, at the Fort Bend County Community Development Department, 301 Jackson, Suite 602, Richmond, Texas, 77469. Comments will be incorporated into the draft Consolidated Action Plan document, as appropriate.

Persons with vision or hearing impairments or other individuals with disabilities requiring auxiliary aids and services may contact the department at (281) 341-4410 regarding reasonable accommodations for the meeting. This venue is accessible for persons with physical disabilities. Spanish language translators are available at the meeting for persons with Limited English Proficiency. Persons requiring other language translators must contact the department at least 48 hours prior to the meeting at (281) 341-4410 to request translation services for the meeting.

PUBLISHER'S AFFIDAVIT

THE STATE OF TEXAS


COUNTY OF FORT BEND

Before me, the undersigned authority, on this day personally appeared Seshadri Kumar who being by me duly sworn, deposes and says that he is the publisher of **Fort Bend Independent** and that said newspaper meets the requirements of Section 2051.044 of the Texas Government Code, to wit:

1. It devotes not less than twenty-five percent (25%) of its total column lineage to general interest items;
2. It is published at least once each week;
3. It is entered as second-class postal matter in the county where it is published; and
4. It has been published regularly and continuously since 2008.

Publisher further deposes and says that the attached notice was published in said newspaper on the following date (s) to wit:


May 21, 2014: PUBLIC NOTICE FORT BEND COUNTY COMMUNITY DEVELOPMENT DEPARTMENT
DRAFT FY 2014 CONSOLIDATED ACTION PLAN


Seshadri Kumar
Publisher

SUBSCRIBED AND SWORN BEFORE ME by Seshadri Kumar who

- (a) Is personally known to me, or
- (b) Provided the following evidence to establish his/ her identity,


On this the 22nd day of May 2014, to certify which witness my hand and seal of office.




Notary Public, State of Texas

NEWS

Education foundation awards \$396,000 to FBISD



At its annual Grant Awards presentation held on May 13, the Fort Bend Education Foundation presented a \$396,569 check to Fort Bend ISD to fund teachers and schools, professional development grants, new teacher grants, and other programs. Since its inception, the education foundation has awarded over \$4.4 million in grants to FBISD teachers and schools. For the 2014-2015 school year, the foundation awarded 175 grants for \$262,706 to support the Grants to Teachers and School program. Additionally, the foundation awarded 269 New Teacher Grants for \$31,315, and School program. Additionally, the foundation awarded 269 New Teacher Grants for \$31,315, and School program. Additionally, the foundation awarded 269 New Teacher Grants for \$31,315, and School program.

Harrison gets community service award



Fort Bend Lawyers Care Executive Director Sharon Steckler, left, and Larry W. Harrison, Sugar Land Attorney, right, are pictured above. Harrison has been awarded the Fort Bend Lawyers Care's 2014 Suzanne Bartholomew Service Award.

The Suzanne Bartholomew Service Award is presented annually to a volunteer who

exemplifies extraordinary service to the community.

Fort Bend Lawyers Care is a non-profit organization dedicated to providing free civil legal services through volunteer attorneys to low-income residents of Fort Bend County

who cannot afford legal representation.

Fort Bend Lawyers Care Executive Director, Sharon Steckler, presented the award to Harrison at the 6th Justice for All Luncheon on May 13, at Sweetwater Country Club.

Jim "Mattress Mack" McIngvale was the featured speaker at this major fundraiser for the lawyers' organization.

Harrison, one of the founders of Fort Bend Lawyers Care, is a past president of the Fort Bend County Bar Association, was the first president of Fort Bend Lawyers Care, and has served as a director of FBLC since its inception in 2004.

Harrison is a frequent volunteer at the Walk-in Legal Aid Clinics hosted by Fort Bend Lawyers Care.

He is board-certified in Personal Injury Trial Law by the Texas Board of Legal Specialization, and is recognized with the "AV Preeminent" rating by Martindale-Hubbell. Harrison is listed as a "Super Lawyer" in Texas Monthly for 2008-2014.

He is an Adjunct Professor at the University of Houston Victoria-Sugar Land Campus, teaching graduate and undergraduate courses dealing with the legal environment of business and health care administration. Harrison has been a member of the Houston Film Critics Society since 2009, and his weekly movie reviews are much anticipated by his large fan base.

2014 is the Year of the Horse!
Celebrate by Buying or Selling a Home.
Call Dorothy Yee Today at 713.826.2373

Dorothy Yee
RE/MAX
FINE PROPERTIES
4300 Hwy 291 Suite 2200
(409) 494-0100 / (409) 494-0101
Each office independently owned and operated

REMEMBERING VETERANS' MEMORIAL DAY

Re-Elect

RICK MILLER

STATE REPRESENTATIVE ★ DISTRICT 26



Woman's Club of Missouri City New Board Members: L.-R: Judy Baruy, Secretary; Rhonda Jackson, Corresponding Secretary; Jo Butterfield, Parliamentarian; Donna Golemi, Recording Secretary; Karen Beck, treasurer; Valerie Langdon, Vice President and Jenn Sheldy, President; and pictured Mary Bice, Historian.

WCMC awards scholarships

First Tee Program at Quail Valley and the Elkins High School Habitat for Humanity program.

Nancy Thurmond, scholarship chair, presented three Elkins seniors and one Hightower senior each with \$1000 Legacy Scholarships. The recipients were Mohammad Abdel-Aziz, Travis Cossman and Samuel Edunpampl of Elkins and Erin Breaux of Hightower. Jenny Chang, Elkins, received The Jo Butterfield Scholarship. WCMC has awarded \$55,000 to Missouri City High school graduates. Assisting Thurmond with the scholarship presentations were Pat Weber, Mary Burger and Valerie Langdon.

Jane Owen, recognized the Elkins Habitat for Humanity program and presented Madrie Fye and Elyssa Bunzel

with a \$500 check. Diane Ware, special project manager and historian for the Fort Bend Museum Association, accepted the donation on behalf of the Dew House. Ivan and Jo Butterfield represented The Butterfield Educational Foundation and Floyd Emery accepted the donation on behalf of The First Tee Program at Quail Valley.

Valerie Langdon was recognized as Woman of the Year and new officers were installed. Charlotte Eigen, induced the following officers: President Jenn Sheldy, Vice President Valerie Langdon, Co-Recording Secretary Donna Golemi and Judy Baruy, Corresponding Secretary Rhonda Jackson, Treasurer Karen Beck, Parliamentarian Jo Butterfield and Historian Mary Bice.

PUBLIC NOTICE

FORT BEND COUNTY COMMUNITY DEVELOPMENT DEPARTMENT

DRAFT FY 2014 CONSOLIDATED ACTION PLAN

To build and strengthen new partnerships with state and local governments and the private sector, the U.S. Department of Housing and Urban Development (HUD) requires a single consolidated submission for the planning and application aspects of Community Development Block Grants (CDBG), Emergency Shelter Grant (ESG), HOME Investment Partnerships (HOME), and Housing Opportunities for Persons with Disabilities (HOPWD) programs.

The goals of the consolidated development and planning programs covered by the Consolidated Plan are to strengthen partnerships with jurisdictions and to extend and strengthen partnerships among all levels of government and the private sector, including for-profit and nonprofit organizations, to enable them:

1. to provide decent housing;
2. to establish and maintain a suitable living environment; and
3. to expand economic opportunities for every American, particularly for very low-income and low-income persons.

The purpose of the Consolidated Plan is to require the County to state in one document its plan to pursue these goals for all its community planning and development programs, as well as for housing programs. The FY 2014 Consolidated Action Plan will serve the following functions:

1. A planning document for the jurisdiction, which builds on a preliminary process at the lowest level;

2. An application for federal funds under HUD's formula grant programs;

3. A strategy to be followed in carrying out HUD programs; and

4. An action plan that provides a basis for assessing performance.

The Consolidated Plan Final Rule requires that local government jurisdictions submit to HUD five-year Consolidated Plans containing a housing and homeless needs assessment, a housing market analysis, a strategic plan, an action plan, and the required HUD certifications. The five-year, 2010-2015 Consolidated Plan includes Fort Bend County's revised housing and homeless needs assessment and the required HUD certifications. The 2010 Consolidated Plan includes: 2000 Census and HUD data regarding low-income households, cost burden and housing conditions; the County's strategic plan reflects the changes in the population of the County as expected by the 2010 data and provides consistency between the FY 2010-2015 Consolidated Plan goals and objectives and the FY 2010-2015 Consolidated Plan goals and objectives. The strategic plan sets forth program goals and specific goals for each program and provides consistency between the FY 2010-2015 Consolidated Plan goals and objectives and the FY 2010-2015 Consolidated Plan goals and objectives.

The FY 2014 Consolidated Action Plan includes the proposed projects to be funded during FY 2014, September 1, 2014 to August 31, 2015. These projects are listed below by program funding source. The recommended amount of funding for each project also is listed.

Community Development Block Grant Program: \$2,190,757

Amount of Assistance Available for FY 2014: \$2,190,757

Countywide CDBG Program Administration and Planning: \$70,000

Countywide CDBG/HOME Program Housing Rehabilitation Admin: \$210,000

Countywide CDBG for Fort Bend CDBG/HOME Repair Program: \$120,000

Countywide CDBG for Fort Bend CDBG/HOME Repair Program: \$115,000

Countywide CDBG for Fort Bend CDBG/HOME Repair Program: \$115,000

Countywide CDBG for Fort Bend CDBG/HOME Repair Program: \$115,000

Countywide CDBG for Fort Bend CDBG/HOME Repair Program: \$115,000

Countywide CDBG for Fort Bend CDBG/HOME Repair Program: \$115,000

Countywide CDBG for Fort Bend CDBG/HOME Repair Program: \$115,000

Countywide CDBG for Fort Bend CDBG/HOME Repair Program: \$115,000

Countywide CDBG for Fort Bend CDBG/HOME Repair Program: \$115,000

Countywide CDBG for Fort Bend CDBG/HOME Repair Program: \$115,000

Countywide CDBG for Fort Bend CDBG/HOME Repair Program: \$115,000

Countywide CDBG for Fort Bend CDBG/HOME Repair Program: \$115,000

Countywide CDBG for Fort Bend CDBG/HOME Repair Program: \$115,000

Countywide CDBG for Fort Bend CDBG/HOME Repair Program: \$115,000

Countywide CDBG for Fort Bend CDBG/HOME Repair Program: \$115,000

Countywide CDBG for Fort Bend CDBG/HOME Repair Program: \$115,000

Countywide CDBG for Fort Bend CDBG/HOME Repair Program: \$115,000

Countywide CDBG for Fort Bend CDBG/HOME Repair Program: \$115,000

Countywide CDBG for Fort Bend CDBG/HOME Repair Program: \$115,000

Countywide CDBG for Fort Bend CDBG/HOME Repair Program: \$115,000

Countywide CDBG for Fort Bend CDBG/HOME Repair Program: \$115,000

Countywide CDBG for Fort Bend CDBG/HOME Repair Program: \$115,000

Countywide CDBG for Fort Bend CDBG/HOME Repair Program: \$115,000

Countywide CDBG for Fort Bend CDBG/HOME Repair Program: \$115,000

Countywide CDBG for Fort Bend CDBG/HOME Repair Program: \$115,000

Countywide CDBG for Fort Bend CDBG/HOME Repair Program: \$115,000

Countywide CDBG for Fort Bend CDBG/HOME Repair Program: \$115,000

Countywide CDBG for Fort Bend CDBG/HOME Repair Program: \$115,000

Countywide CDBG for Fort Bend CDBG/HOME Repair Program: \$115,000

Countywide CDBG for Fort Bend CDBG/HOME Repair Program: \$115,000

Countywide CDBG for Fort Bend CDBG/HOME Repair Program: \$115,000

Countywide CDBG for Fort Bend CDBG/HOME Repair Program: \$115,000

Countywide CDBG for Fort Bend CDBG/HOME Repair Program: \$115,000

Countywide CDBG for Fort Bend CDBG/HOME Repair Program: \$115,000

Countywide CDBG for Fort Bend CDBG/HOME Repair Program: \$115,000

Countywide CDBG for Fort Bend CDBG/HOME Repair Program: \$115,000

Countywide CDBG for Fort Bend CDBG/HOME Repair Program: \$115,000

Countywide CDBG for Fort Bend CDBG/HOME Repair Program: \$115,000

**Fort Bend County Community Development Department
FY 2014 Consolidated Action Plan
Public Meeting
William B. Travis Building
2st Floor Meeting Room
June 11, 2014
10:00 a.m.**

- I. Introduction
- II. Review of FY 2014 Consolidated Action Plan
- III. Speakers
- IV. Questions and Answers

Community Development Staff:

Carol Borrego, Planner

Karen Bringol, Program Coordinator

Annette Mata, Receptionist

Debra Watson, Administrative Secretary email: debra.watson@fortbendcountytexas.gov

**Fort Bend County, Texas
FY 2010-2015 Consolidated Plan**

**Priority Needs Tables
and
Five-Year and One Year Goals**

Table 1A
Homeless and Special Needs Populations

Continuum of Care: Housing Gap Analysis Chart				
		Current Inventory	Under Development	Unmet Need/ Gap
Individuals				
Example	Emergency Shelter	100	40	26
Beds	Emergency Shelter	0	0	
	Transitional Housing	0	0	
	Permanent Supportive Housing	0	0	
	Total	0	0	
Persons in Families with Children				
Beds	Emergency Shelter	65	0	
	Transitional Housing	0	0	
	Permanent Supportive Housing	0	0	
	Total	0	0	

Continuum of Care: Homeless Population and Subpopulations Chart					
Population	Part 1: Homeless	Sheltered		Unsheltered	Total
		Emergency	Transitional		
Number of Families with Children (Family Households):		0	0	0	0
1. Number of Persons in Families with Children		65	0	0	0
2. Number of Single Individuals and Persons in Households without children		0	0	0	0
(Add Lines Numbered 1 & 2 Total Persons)		65	0	0	0
Part 2: Homeless Subpopulations		Sheltered		Unsheltered	total
a. Chronically Homeless		0		1000	1000
b. Seriously Mentally Ill		0			
c. Chronic Substance Abuse		0			
d. Veterans		0			
e. Persons with HIV/AIDS		0			
f. Victims of Domestic Violence		0			
g. Unaccompanied Youth (Under 18)		0			

Table 1B
Special Needs (Non-Homeless) Populations

SPECIAL NEEDS SUBPOPULATIONS	Priority Need Level High, Medium, Low, No Such Need	Unmet Need	Dollars to Address Unmet Need	Multi- Year Goals	Annual Goals
Elderly	25,400 H				
Frail Elderly	11,954 H				
Severe Mental Illness	3,330 H				
Developmentally Disabled	3,531 H				
Physically Disabled	4,277 H				
Persons w/ Alcohol/Other Drug Addictions	6,352 H				
Persons w/HIV/AIDS	428 H				
Other					
Abused and Neglected Children	H				
Incapacitated Persons*	H				
TOTAL					

Table 2A
Priority Needs Summary Table

PRIORITY HOUSING NEEDS (households - Hhs)			Priority		Unmet Need
Renter	Small Related	1,001 Hhs	0-30%	H	
		938 Hhs	31-50%	H	
		1,493 Hhs	51-80%	H	
	Large Related	347 Hhs	0-30%	H	
		497 Hhs	31-50%	H	
		510 Hhs	51-80%	H	
	Elderly	513 Hhs	0-30%	H	
		235 Hhs	31-50%	H	
		193 Hhs	51-80%	H	
	All Other	541 Hhs	0-30%	H	
		417 Hhs	31-50%	H	
		858 Hhs	51-80%	H	
Owner		2,433 Hhs	0-30%	H	
		2,942 Hhs	31-50%	H	
		5,554 Hhs	51-80%	H	
Special Needs		5,022 Hhs	0-80%	H	
Total Goals					
Total 215 Goals					
Total 215 Renter					
Total 215 Owner					

**TABLE 2B
COMMUNITY DEVELOPMENT NEEDS**

Priority Community Development Needs	Priority Need Level (High, Medium, Low, No Such Need)	Unmet Priority Need	Dollars to Address Unmet Priority Need	Goals
Public Facility Needs (projects)				
1a Senior Centers	M			
1b Handicapped Centers	M			
1c Homeless Facilities	H			
1d Youth Centers	M			
1e Child Care Centers	M			
1f Health Facilities	M			
1g Neighborhood Facilities	H			
1h Parks and/or Recreation Facilities	M			
1i Parking Facilities	N			
1j Non-Residential Historic Preservation	L			
1k Other Public Facility Needs	L			
Infrastructure (projects)				
2a Water/Sewer Improvements	H			
2b Street Improvements	H			
2c Sidewalks	L			
2d Solid Waste Disposal Improvements	H			
2e Flood Drainage Improvements	H			
2f Other Infrastructure	M			
Public Services (people)				
3a Senior Services	H			
3b Handicapped Services	H			
3c Youth Services	M			
3d Child Care Services	M			
3e Transportation Services	H			
3f Substance Abuse Services	L			
3g Employment/Training Services	H			
3h Health Services	M			
3i Lead Hazard Screening	M			
3j Crime Awareness	L			
3k Other Public Services Needs	M			

TABLE 2B
COMMUNITY DEVELOPMENT NEEDS
(continued)

Priority Community Development Needs	Priority Need Level (High, Medium, Low, No Such Need)	Unmet Priority Need	Dollars to Address Unmet Priority Need	Goals
Economic Development				
4a ED Assistance to For-Profit (businesses)	L			
4b ED Technical Assistance (businesses)	L			
4c Micro-Enterprise Assistance (businesses)	L			
4d Rehab; Publicly- or Privately-Owned Commercial/Industrial (projects)	L			
4e C/I* Infrastructure Development (businesses)	L			
4f Other C/I Improvements (projects)	L			
Planning				
5 Planning	H			
Total Estimated Dollars Needed:				

*Commercial or Industrial Improvements by Grantee or Non-profit.

Table 3.1 Summary Decent Housing Objectives, Fort Bend County, FY 2010.

DH 1:	Objective 1: Provide assistance to increase the availability of standard quality housing to extremely low-income, low-income and moderate-income households.
DH 1.1	Provide down payment and closing costs to 100 first-time homeowners. (20 housing units per year.) (Nine (9) minority homebuyers per year/43 minority homebuyers in five years.)
DH 1.2	Provide rental assistance to 10 extremely low-income, low-income, and moderate-income renter-occupied households. (2 housing units per year.)
DH 1.3	Produce 20 new units, especially for the special needs populations - elderly, frail elderly, persons with disabilities, persons with alcohol and drug addictions, and persons with AIDS. (4 housing units per year.)
DH 1.4	Assist 1 neighborhood-based group in becoming a CHDO for the HOME Program.
DH 1.5	<i>Acquire, rehabilitate and sell at least 10 foreclosed homes. (2 per year)</i>
DH 1.6	<i>Redevelop demolished or vacant properties to provide 4 affordable housing units. (.80 units per year)</i>
DH 2:	Objective 2: Provide housing rehabilitation to owner-occupied and renter-occupied households
DH 2.1.	Provide owner-occupied rehabilitation assistance to 50 extremely low-income, low-income and moderate-income households. (10 housing units per year.)
DH 2.2	Provide housing repairs including roofs, minor repairs and septic tanks to 100 owner-occupied housing units. (20 housing units per year.)
DH 2.3	<i>Provide water and/or sewer connections to at least 50 homes. (10 per year)</i>
DH 2.4	<i>Demolition and reconstruction of three (3) owner-occupied residential properties.</i>
DH 3:	Objective 3: Provide a Continuum of Care to potential homeless and homeless persons.
DH 3.1	Provide for the rehabilitation and/or reconstruction of at least 1 new homeless shelter.
DH 3.2	Provide rental assistance for 5 homeless persons. (1 person/housing unit per year.)
DH 3.3	Provide operating funds to 2 homeless shelters.
DH 3.4	Provide essential or supportive services to at least 50 homeless persons. (10 persons per year.)
DH 3.5	Assist homeless persons in the transition to permanent housing by providing 1st month's rent and utility deposits to at least 5 persons. (1 person or housing unit per year.)
DH 3.6	Prevent homelessness by providing emergency rent, mortgage, and utility assistance to at least 5 persons. (1 person or housing unit per year.)
DH 3.7	Provide 5 housing units accessible to the special needs population, especially elderly persons and persons with disabilities. (1 housing unit per year.)
DH 3.8	Provide supportive services to 20 special needs persons. (4 persons per year.)
DH 3.9	Rehabilitate 10 housing units for accessibility purposes especially elderly persons and persons with disabilities. (2 housing units per year.)

*goals italicized and in bold denote additions to FY 2005-2010 goals.

Table 3.2: Summary of Suitable Living Environment Objectives, Fort Bend County, FY 2010.

SLE 1:	Objective 1: Improving and expanding infrastructure
SLE 1.1	Reconstruction or paving of streets in at least one <i>(1)</i> community.
SLE 1.2	Construction of flood drainage improvements in at least one <i>(1)</i> community.
SLE 1.3	Water and/or sewer improvements in at least five <i>(5)</i> communities.
SLE 1.4	Construction of at least one <i>(1)</i> community or recreational center.
SLE 1.5	Park improvements in at least one <i>(1)</i> community.
<i>SLE 1.6</i>	<i>Provide for the demolition of at least five (5) structures (1 structure per year)</i>
<i>SLE 1.7</i>	<i>Provide waste management improvements in at least 1 community.</i>
SLE 2:	Objective 2: Improving and expanding social services
SLE 2.1	Provide meals to at least <i>100</i> persons. (20 persons per year.)
SLE 2.2	Construction of one <i>(1)</i> neighborhood community center to provide space for social service organizations and agencies.
SLE 2.3	Provide assistance to <i>500</i> illiterate persons. (100 persons per year.)
SLE 2.4	Provide support or recreational services to <i>50</i> handicapped or disabled persons. (10 persons per year.)
SLE 2.5	Provide services to <i>100</i> abused and/or neglected children. (20 children per year.)
SLE 2.6	<i>Provide case management and other related services to 25 incapacitated persons (5 persons per year)</i>

* goals italicized and in bold denote additions to FY 2005-2010 goals.

**Table 3.3: Summary of Economic Development Objectives,
Fort Bend County, FY 2010.**

ED 1	Objective 1: Providing assistance to extremely-low-, low- and moderate-income individuals.
ED 1.1	Provide assistance to 500 illiterate persons in the County. (100 persons per year.)
ED 1.2	Provide supportive services at least ten (10) persons. (2 persons per year.)
ED 2	Objective 2: Providing assistance to extremely-low-, low- and moderate-income neighborhoods and communities.
ED 2.1	Reconstruction or paving of streets in at least one (1) community.
ED 2.2	Construction of flood drainage improvements in at least one (1) community.
ED 2.3	Construction of new water and/or sewer improvements in at least one (1) community.
ED 2.4	Construction of at least one (1) community or recreational center.
ED 2.5	Park improvements in at least one (1) community.
ED 2.6	Provide housing assistance programs (tap-ins, septic tanks) in at least two (2) low-income communities.
ED 2.7	<i>Provide for the demolition of at least five (5) structures (1 structure per year)</i>
ED 2.8	<i>Provide waste management improvements in at least 1 community.</i>
ED 2.9	<i>Provide planning assistance to at least one community.</i>

* goals italicized and in bold denote additions to FY 2005-2010 goals

FORT BEND COUNTY COMMUNITY DEVELOPMENT DEPARTMENT
FY 2014 Consolidated Plan
Comment Form

Comments: _____

Name: _____

Organization: _____

Address: _____

City, State, Zip Code: _____

Area Code/Telephone Number: _____

Fax Number: _____

E-Mail Address: _____

Please mail this form to: Fort Bend County
Community Development Department
301 Jackson St., Suite 602
Richmond, Texas 77469
or e-mail form to: Carol.Borrego@co.fort-bend.tx.us

For office use only.

Date received: _____
Goals and tables 2010

(Please print.)

[illegible]

APPENDIX B
FYs 2010-2015 PRIORITY NEEDS TABLES AND FIVE YEAR GOALS

Table 1A
Homeless and Special Needs Populations

Continuum of Care: Housing Gap Analysis Chart

		Current Inventory	Under Development	Unmet Need/ Gap

Individuals

Example	Emergency Shelter	100	40	26
Beds	Emergency Shelter	0	0	
	Transitional Housing	0	0	
	Permanent Supportive Housing	0	0	
	Total	0	0	

Persons in Families with Children

Beds	Emergency Shelter	65	0	
	Transitional Housing	0	0	
	Permanent Supportive Housing	0	0	
	Total	0	0	

Continuum of Care: Homeless Population and Subpopulations Chart

Part 1: Homeless		Sheltered		Unsheltered	Total
Population		Emergency	Transitional		
Number of Families with Children (Family Households):		0	0	0	0
1. Number of Persons in Families with Children		65	0	0	0
2. Number of Single Individuals and Persons in Households without children		0	0	0	0
(Add Lines Numbered 1 & 2 Total Persons)		65	0	0	0
Part 2: Homeless Subpopulations		Sheltered		Unsheltered	total
a. Chronically Homeless		0		1000	1000
b. Seriously Mentally Ill		0			
c. Chronic Substance Abuse		0			
d. Veterans		0			
e. Persons with HIV/AIDS		0			
f. Victims of Domestic Violence		0			
g. Unaccompanied Youth (Under 18)		0			

Table 1B
Special Needs (Non-Homeless) Populations

SPECIAL NEEDS SUBPOPULATIONS	Priority Need Level High, Medium, Low, No Such Need	Unmet Need	Dollars to Address Unmet Need	Multi- Year Goals	Annual Goals
Elderly	25,400 H				
Frail Elderly	11,954 H				
Severe Mental Illness	3,330 H				
Developmentally Disabled	3,531 H				
Physically Disabled	4,277 H				
Persons w/ Alcohol/Other Drug Addictions	6,352 H				
Persons w/HIV/AIDS	428 H				
Other					
Abused and Neglected Children	H				
Incapacitated Persons*	H				
TOTAL					

Table 2A
Priority Needs Summary Table

PRIORITY HOUSING NEEDS (households - Hhs)			Priority		Unmet Need
Renter	Small Related	1,001 Hhs	0-30%	H	
		938 Hhs	31-50%	H	
		1,493 Hhs	51-80%	H	
	Large Related	347 Hhs	0-30%	H	
			31-50%	H	
		510 Hhs	51-80%	H	
	Elderly	513 Hhs	0-30%	H	
		235 Hhs	31-50%	H	
		193 Hhs	51-80%	H	
	All Other	541 Hhs	0-30%	H	
		417 Hhs	31-50%	H	
		858 Hhs	51-80%	H	
Owner		2,433 Hhs	0-30%	H	
		2,942 Hhs	31-50%	H	
		5,554 Hhs	51-80%	H	
Special Needs		5,022 Hhs	0-80%	H	
Total Goals					
Total 215 Goals					
Total 215 Renter					
Total 215 Owner					

**TABLE 2B
COMMUNITY DEVELOPMENT NEEDS**

Priority Community Development Needs	Priority Need Level (High, Medium, Low, No Such Need)	Unmet Priority Need	Dollars to Address Unmet Priority Need	Goals
Public Facility Needs (projects)				
1a Senior Centers	M			
1b Handicapped Centers	M			
1c Homeless Facilities	H			
1d Youth Centers	M			
1e Child Care Centers	M			
1f Health Facilities	M			
1g Neighborhood Facilities	H			
1h Parks and/or Recreation Facilities	M			
1i Parking Facilities	N			
1j Non-Residential Historic Preservation	L			
1k Other Public Facility Needs	L			
Infrastructure (projects)				
2a Water/Sewer Improvements	H			
2b Street Improvements	H			
2c Sidewalks	L			
2d Solid Waste Disposal Improvements	H			
2e Flood Drainage Improvements	H			
2f Other Infrastructure	M			
Public Services (people)				
3a Senior Services	H			
3b Handicapped Services	H			
3c Youth Services	M			
3d Child Care Services	M			
3e Transportation Services	H			
3f Substance Abuse Services	L			
3g Employment/Training Services	H			
3h Health Services	M			
3i Lead Hazard Screening	M			
3j Crime Awareness	L			
3k Other Public Services Needs	M			

**TABLE 2B
COMMUNITY DEVELOPMENT NEEDS
(continued)**

Priority Community Development Needs	Priority Need Level (High, Medium, Low, No Such Need)	Unmet Priority Need	Dollars to Address Unmet Priority Need	Goals
Economic Development				
4a ED Assistance to For-Profit (businesses)	L			
4b ED Technical Assistance (businesses)	L			
4c Micro-Enterprise Assistance (businesses)	L			
4d Rehab; Publicly- or Privately-Owned Commercial/Industrial (projects)	L			
4e C/I* Infrastructure Development (businesses)	L			
4f Other C/I Improvements (projects)	L			
Planning				
5 Planning	H			
Total Estimated Dollars Needed:				

*Commercial or Industrial Improvements by Grantee or Non-profit.

Table 3.1 Summary Decent Housing Objectives, Fort Bend County, FY 2010.

DH 1:	Objective 1: Provide assistance to increase the availability of standard quality housing to extremely low-income, low-income and moderate-income households.
DH 1.1	Provide down payment and closing costs to 100 first-time homeowners. (20 housing units per year.) (Nine (9) minority homebuyers per year/43 minority homebuyers in five years.)
DH 1.2	Provide rental assistance to 10 extremely low-income, low-income, and moderate-income renter-occupied households. (2 housing units per year.)
DH 1.3	Produce 20 new units, especially for the special needs populations - elderly, frail elderly, persons with disabilities, persons with alcohol and drug addictions, and persons with AIDS. (4 housing units per year.)
DH 1.4	Assist 1 neighborhood-based group in becoming a CHDO for the HOME Program.
DH 1.5	<i>Acquire, rehabilitate and sell at least 10 foreclosed homes. (2 per year)</i>
DH 1.6	<i>Redevelop demolished or vacant properties to provide 4 affordable housing units. (.80 units per year)</i>
DH 2:	Objective 2: Provide housing rehabilitation to owner-occupied and renter-occupied households
DH 2.1.	Provide owner-occupied rehabilitation assistance to 50 extremely low-income, low-income and moderate-income households. (10 housing units per year.)
DH 2.2	Provide housing repairs including roofs, minor repairs and septic tanks to 100 owner-occupied housing units. (20 housing units per year.)
DH 2.3	<i>Provide water and/or sewer connections to at least 50 homes. (10 per year)</i>
DH 2.4	<i>Demolition and reconstruction of three (3) owner-occupied residential properties.</i>
DH 3:	Objective 3: Provide a Continuum of Care to potential homeless and homeless persons.
DH 3.1	Provide for the rehabilitation and/or reconstruction of at least 1 new homeless shelter.
DH 3.2	Provide rental assistance for 5 homeless persons. (1 person/housing unit per year.)
DH 3.3	Provide operating funds to 2 homeless shelters.
DH 3.4	Provide essential or supportive services to at least 50 homeless persons. (10 persons per year.)
DH 3.5	Assist homeless persons in the transition to permanent housing by providing 1st month's rent and utility deposits to at least 5 persons. (1 person or housing unit per year.)
DH 3.6	Prevent homelessness by providing emergency rent, mortgage, and utility assistance to at least 5 persons. (1 person or housing unit per year.)
DH 3.7	Provide 5 housing units accessible to the special needs population, especially elderly persons and persons with disabilities. (1 housing unit per year.)
DH 3.8	Provide supportive services to 20 special needs persons. (4 persons per year.)
DH 3.9	Rehabilitate 10 housing units for accessibility purposes especially elderly persons and persons with disabilities. (2 housing units per year.)

*goals italicized and in bold denote additions to FY 2005-2010 goals.

Table 3.2: Summary of Suitable Living Environment Objectives, Fort Bend County, FY 2010.

SLE 1:	Objective 1: Improving and expanding infrastructure
SLE 1.1	Reconstruction or paving of streets in at least one <i>(1)</i> community.
SLE 1.2	Construction of flood drainage improvements in at least one <i>(1)</i> community.
SLE 1.3	Water and/or sewer improvements in at least five <i>(5)</i> communities.
SLE 1.4	Construction of at least one <i>(1)</i> community or recreational center.
SLE 1.5	Park improvements in at least one <i>(1)</i> community.
<i>SLE 1.6</i>	<i>Provide for the demolition of at least five (5) structures (1 structure per year)</i>
<i>SLE 1.7</i>	<i>Provide waste management improvements in at least 1 community.</i>
SLE 2:	Objective 2: Improving and expanding social services
SLE 2.1	Provide meals to at least <i>100</i> persons. (20 persons per year.)
SLE 2.2	Construction of one <i>(1)</i> neighborhood community center to provide space for social service organizations and agencies.
SLE 2.3	Provide assistance to <i>500</i> illiterate persons. (100 persons per year.)
SLE 2.4	Provide support or recreational services to <i>50</i> handicapped or disabled persons. (10 persons per year.)
SLE 2.5	Provide services to <i>100</i> abused and/or neglected children. (20 children per year.)
SLE 2.6	<i>Provide case management and other related services to 25 incapacitated persons (5 persons per year)</i>

* goals italicized and in bold denote additions to FY 2005-2010 goals.

Table 3.3: Summary of Economic Development Objectives, Fort Bend County, FY 2010.

ED 1	Objective 1: Providing assistance to extremely-low-, low- and moderate-income individuals.
ED 1.1	Provide assistance to 500 illiterate persons in the County. (100 persons per year.)
ED 1.2	Provide supportive services at least ten (10) persons. (2 persons per year.)
ED 2	Objective 2: Providing assistance to extremely-low-, low- and moderate-income neighborhoods and communities.
ED 2.1	Reconstruction or paving of streets in at least one (1) community.
ED 2.2	Construction of flood drainage improvements in at least one (1) community.
ED 2.3	Construction of new water and/or sewer improvements in at least one (1) community.
ED 2.4	Construction of at least one (1) community or recreational center.
ED 2.5	Park improvements in at least one (1) community.
ED 2.6	Provide housing assistance programs (tap-ins, septic tanks) in at least two (2) low-income communities.
ED 2.7	<i>Provide for the demolition of at least five (5) structures (1 structure per year)</i>
ED 2.8	<i>Provide waste management improvements in at least 1 community.</i>
ED 2.9	<i>Provide planning assistance to at least one community.</i>

* goals italicized and in bold denote additions to FY 2005-2010 goals

**FORT BEND COUNTY COMMUNITY DEVELOPMENT DEPARTMENT
FY 2010-2015 Consolidated Plan
Comment Form**

Comments: _____

Name: _____

Organization: _____

Address: _____

City, State, Zip Code: _____

Area Code/Telephone Number: _____

Fax Number: _____

E-Mail Address _____

Please mail this form to: Fort Bend County
Community Development Department
4520 Reading Road, Suite A
Rosenberg, Texas 77471
or e-mail form to: borrecar@co.fort-bend.tx.us

For office use only.

Date received: _____
Goals and tables 2010

APPENDIX C
HUD TABLE 3A: SUMMARY OF SPECIFIC ANNUAL OBJECTIVES

**New Specific
Objective**

Summary of Specific Annual Objectives

Specific Obj. #	Outcome/Objective Specific Annual Objectives	Sources of Funds	Performance Indicators	Year	Expected Number	Actual Number	Percent Completed
DH-1	Availability/Accessibility of Decent Housing						
DH-1 (1)	Objective 1: Provide assistance to increase the availability of standard quality housing to extremely-low-income, low-income and moderate-income households.	NSP	Performance Indicator #1: Number of housing units/households	2010	20	3	15%
				2011	20	0	0%
				2012	20	0	0%
				2013	20		0%
				2014	20		0%
			MULTI-YEAR GOAL		100	3	3%
	DH1. 1: Provide downpayment and closing costs to 100 first time homeowners. (20 units per year)	Source of Funds #1	Performance Indicator #2	2010			#DIV/0!
				2011			#DIV/0!
		Source of Funds #2		2012			#DIV/0!
				2013			#DIV/0!
		Source of Funds #3		2014			#DIV/0!
			MULTI-YEAR GOAL			0	#DIV/0!
		Source of Funds #1	Performance Indicator #3	2010			#DIV/0!
				2011			#DIV/0!
		Source of Funds #2		2012			#DIV/0!
				2013			#DIV/0!
		Source of Funds #3		2014			#DIV/0!
			MULTI-YEAR GOAL			0	#DIV/0!

New Specific
Objective

Summary of Specific Annual Objectives

Specific Obj. #	Outcome/Objective Specific Annual Objectives	Sources of Funds	Performance Indicators	Year	Expected Number	Actual Number	Percent Completed
DH-1	Availability/Accessibility of Decent Housing						
DH-1 (2)	Objective 1: Provide assistance to increase the availability of standard quality housing to extremely-low-income, low-income and moderate-income households.	Shelter Plus Care	Performance Indicator #1: Number of housing units/households	2010	2	17	850%
		Emergency Solutions Grant ESG)		2011	2	0	0%
				2012	2	0	0%
				2013	2		0%
		Source of Funds #3		2014	2		0%
			MULTI-YEAR GOAL		10	17	170%
	DH1.2: Provide rental assistance to 10 extremely-low-income, low-income, and moderate-income renter households (2 units per year)	Source of Funds #1	Performance Indicator #2	2010			#DIV/0!
				2011			#DIV/0!
		Source of Funds #2		2012			#DIV/0!
				2013			#DIV/0!
		Source of Funds #3		2014			#DIV/0!
			MULTI-YEAR GOAL			0	#DIV/0!
		Source of Funds #1	Performance Indicator #3	2010			#DIV/0!
				2011			#DIV/0!
		Source of Funds #2		2012			#DIV/0!
				2013			#DIV/0!
		Source of Funds #3		2014			#DIV/0!
			MULTI-YEAR GOAL			0	#DIV/0!



Summary of Specific Annual Objectives

Specific Obj. #	Outcome/Objective Specific Annual Objectives	Sources of Funds	Performance Indicators	Year	Expected Number	Actual Number	Percent Completed
DH-1	Availability/Accessibility of Decent Housing						
DH-1 (3)	Objective 1: Provide assistance to increase the availability of standard quality housing to extremely-low-income, low-income and moderate-income households.	NSP	Performance Indicator #1: Number of housing units/households	2010	4	3	75%
		HOME		2011	4	0	0%
				2012	4	0	0%
				2013	4		0%
				2014	4		0%
	DH1.3: Produce 20 new units, especially for the special need populations-elderly, frail elderly, persons with disabilities, persons with alcohol and drug addictions, persons with AIDS/HIV. (4 units per year)	Source of Funds #3	MULTI-YEAR GOAL		20	3	15%
		Source of Funds #1	Performance Indicator #2	2010			#DIV/0!
		Source of Funds #2		2011			#DIV/0!
				2012			#DIV/0!
		Source of Funds #3		2013			#DIV/0!
			MULTI-YEAR GOAL	2014			#DIV/0!
		Source of Funds #1	Performance Indicator #3	2010		0	#DIV/0!
		Source of Funds #2		2011			#DIV/0!
				2012			#DIV/0!
		Source of Funds #3		2013			#DIV/0!
			MULTI-YEAR GOAL	2014			#DIV/0!



Summary of Specific Annual Objectives

Specific Obj. #	Outcome/Objective Specific Annual Objectives	Sources of Funds	Performance Indicators	Year	Expected Number	Actual Number	Percent Completed
DH-1	Availability/Accessibility of Decent Housing						
DH-1 (4)	Objective 1: Provide assistance to increase the availability of standard quality housing to extremely-low-income, low-income and moderate-income households.	HOME	Performance Indicator #1: Number of housing units/households	2010	0.2	0	0%
				2011	0.2	0	0%
		Source of Funds #2		2012	0.2	0	0%
				2013	0.2		0%
		Source of Funds #3		2014	0.2		0%
	DH1.4: Assist 1 non-profit become a CHDO for the HOME Program.		MULTI-YEAR GOAL		1	0	0%
		Source of Funds #1	Performance Indicator #2	2010			#DIV/0!
				2011			#DIV/0!
		Source of Funds #2		2012			#DIV/0!
				2013			#DIV/0!
		Source of Funds #3		2014			#DIV/0!
			MULTI-YEAR GOAL			0	#DIV/0!
		Source of Funds #1	Performance Indicator #3	2010			#DIV/0!
				2011			#DIV/0!
		Source of Funds #2		2012			#DIV/0!
				2013			#DIV/0!
		Source of Funds #3		2014			#DIV/0!
			MULTI-YEAR GOAL			0	#DIV/0!
		Source of Funds #1	Performance Indicator #3	2010			#DIV/0!
				2011			#DIV/0!
		Source of Funds #2		2012			#DIV/0!
				2013			#DIV/0!
		Source of Funds #3		2014			#DIV/0!



Summary of Specific Annual Objectives

Summary or Specific Annual Objectives								
Specific Obj. #	Outcome/Objective	Sources of Funds	Performance Indicators	Year	Expected Number	Actual Number	Percent Completed	
Specific Annual Objectives								
DH-1	Availability/Accessibility of Decent Housing							
DH-1 (5)	Objective 1: Provide assistance to increase the availability of standard quality housing to extremely-low-income, low-income and moderate-income households.	NSP	Performance Indicator #1: Number of housing units/households	2010	2	0	0%	
				2011	2	0	0%	
		Source of Funds #2		2012	2	0	0%	
				2013	2		0%	
		Source of Funds #3		2014	2		0%	
			MULTI-YEAR GOAL			10	0	0%
		Source of Funds #1	Performance Indicator #2	2010			#DIV/0!	
				2011			#DIV/0!	
		Source of Funds #2		2012			#DIV/0!	
				2013			#DIV/0!	
	Source of Funds #3	2014			#DIV/0!			
		MULTI-YEAR GOAL				0	#DIV/0!	
		Source of Funds #1	Performance Indicator #3	2010			#DIV/0!	
				2011			#DIV/0!	
	Source of Funds #2	2012				#DIV/0!		
		2013				#DIV/0!		
		Source of Funds #3	2014			#DIV/0!		
	MULTI-YEAR GOAL				0	#DIV/0!		

New Specific
Objective

Summary of Specific Annual Objectives

Specific Obj. #	Outcome/Objective Specific Annual Objectives	Sources of Funds	Performance Indicators	Year	Expected Number	Actual Number	Percent Completed
DH-1	Availability/Accessibility of Decent Housing						
DH-1 (6)	Objective 1: Provide assistance to increase the availability of standard quality housing to extremely-low-income, low-income and moderate-income households.	NSP	Performance Indicator #1: Number of housing units/households	2010	0.8	3	375%
		HOME		2011	0.8	8	1000%
				2012	0.8	0	0%
				2013	0.8		0%
		Source of Funds #3		2014	0.8		0%
			MULTI-YEAR GOAL		4	11	275%
	DH1.6: Redevelop demolished or vacant properties to provide 4 affordable housing units. (.80 unit per year)	Source of Funds #1	Performance Indicator #2	2010			#DIV/0!
				2011			#DIV/0!
		Source of Funds #2		2012			#DIV/0!
				2013			#DIV/0!
		Source of Funds #3		2014			#DIV/0!
			MULTI-YEAR GOAL			0	#DIV/0!
		Source of Funds #1	Performance Indicator #3	2010			#DIV/0!
				2011			#DIV/0!
		Source of Funds #2		2012			#DIV/0!
				2013			#DIV/0!
		Source of Funds #3		2014			#DIV/0!
			MULTI-YEAR GOAL			0	#DIV/0!

New Specific
Objective

Summary of Specific Annual Objectives

Specific Obj. #	Outcome/Objective Specific Annual Objectives	Sources of Funds	Performance Indicators	Year	Expected Number	Actual Number	Percent Completed
DH-2 Affordability of Decent Housing							
DH-2 (1)	Objective 2: Provide housing rehabilitation to owner-occupied and renter-occupied households.	HOME	Performance Indicator #1: Number of housing units/households	2010	10	9	90%
		CDBG		2011	10	8	80%
				2012	10	12	120%
				2013	10		0%
	DH 2.1: Provide owner-occupied housing rehabilitation assistance to 50 extremely-low, low-income and moderate-income households. (10 units per year)	CDBG-DR IKE	MULTI-YEAR GOAL		10		0%
		Source of Funds #1	Performance Indicator #2	2010	50	29	58%
		Source of Funds #2		2011			#DIV/0!
		Source of Funds #3		2012			#DIV/0!
				2013			#DIV/0!
				2014			#DIV/0!
			MULTI-YEAR GOAL			0	#DIV/0!
		Source of Funds #1	Performance Indicator #3	2010			#DIV/0!
		Source of Funds #2		2011			#DIV/0!
				2012			#DIV/0!
		Source of Funds #3		2013			#DIV/0!
			MULTI-YEAR GOAL				#DIV/0!

**New Specific
Objective**

Summary of Specific Annual Objectives

Specific Obj. #	Outcome/Objective Specific Annual Objectives	Sources of Funds	Performance Indicators	Year	Expected Number	Actual Number	Percent Completed
DH-2 Affordability of Decent Housing							
DH-2 (2)	Objective 2: Provide housing rehabilitation to owner-occupied and renter-occupied households.	CDBG	Performance Indicator #1: Number of housing units/households	2010	20	39	195%
				2011	20	35	175%
		Source of Funds #2		2012	20	39	195%
				2013	20		0%
		Source of Funds #3		2014	20		0%
	DH2.2: Provide housing repairs including roofs, minor repairs, septic tanks to 100 owner-occupied housing units. (20 units per year)		MULTI-YEAR GOAL		100	113	113%
		Source of Funds #1	Performance Indicator #2	2010			#DIV/0!
		Source of Funds #2		2011			#DIV/0!
				2012			#DIV/0!
		Source of Funds #3		2013			#DIV/0!
				2014			#DIV/0!
			MULTI-YEAR GOAL			0	#DIV/0!
		Source of Funds #1	Performance Indicator #3	2010			#DIV/0!
		Source of Funds #2		2011			#DIV/0!
				2012			#DIV/0!
		Source of Funds #3		2013			#DIV/0!
			MULTI-YEAR GOAL	2014			#DIV/0!

New Specific
Objective

Summary of Specific Annual Objectives

Summary of Specific Annual Objectives							
Specific Obj. #	Outcome/Objective Specific Annual Objectives	Sources of Funds	Performance Indicators	Year	Expected Number	Actual Number	Percent Completed
DH-2 Affordability of Decent Housing							
DH-2 (3)	Objective 2: Provide housing rehabilitation to owner-occupied and renter-occupied households.	CDBG	Performance Indicator #1: Number of housing units/households	2010	10	0	0%
				2011	10	44	440%
		Source of Funds #2		2012	10	12	120%
				2013	10		0%
		Source of Funds #3		2014	10		0%
			MULTI-YEAR GOAL		50	56	112%
	DH2.3: Provide water and/or sewer connections to 50 homes. (10 units per year)	Source of Funds #1	Performance Indicator #2	2010			#DIV/0!
				2011			#DIV/0!
		Source of Funds #2		2012			#DIV/0!
				2013			#DIV/0!
		Source of Funds #3		2014			#DIV/0!
		MULTI-YEAR GOAL			0	#DIV/0!	
		Performance Indicator #3	2010			#DIV/0!	
			2011			#DIV/0!	
			2012			#DIV/0!	
			2013			#DIV/0!	
			2014			#DIV/0!	
			MULTI-YEAR GOAL			0	#DIV/0!

**New Specific
Objective**

Summary of Specific Annual Objectives

Specific Obj. #	Outcome/Objective Specific Annual Objectives	Sources of Funds	Performance Indicators	Year	Expected Number	Actual Number	Percent Completed
DH-2	Affordability of Decent Housing						
DH-2 (4)	Objective 2: Provide housing rehabilitation to owner-occupied and renter-occupied households.	NSP	Performance Indicator #1	2010	0.6	0	0%
		HOME		2011	0.6	13	2167%
				2012	0.6	0	0%
				2013	0.6		0%
		CDBG-DR IKE		2014	0.6		0%
			MULTI-YEAR GOAL		3	13	433%
		Source of Funds #1	Performance Indicator #2	2010			#DIV/0!
		Source of Funds #2		2011			#DIV/0!
				2012			#DIV/0!
		Source of Funds #3		2013			#DIV/0!
				2014			#DIV/0!
			MULTI-YEAR GOAL			0	#DIV/0!
		Source of Funds #1	Performance Indicator #3	2010			#DIV/0!
		Source of Funds #2		2011			#DIV/0!
				2012			#DIV/0!
		Source of Funds #3		2013			#DIV/0!
				2014			#DIV/0!
			MULTI-YEAR GOAL			0	#DIV/0!

New Specific
Objective

Summary of Specific Annual Objectives

Summary of Specific Annual Objectives								
Specific Obj. #	Outcome/Objective Specific Annual Objectives	Sources of Funds	Performance Indicators	Year	Expected Number	Actual Number	Percent Completed	
DH-3 Sustainability of Decent Housing								
DH-3 (1)	Objective 3: Provide a Continuum of Care to potential homeless and homeless persons and families.	ESG	Performance Indicator #1: Number of Shelters	2010	0.2	0	0%	
				2011	0.2	0	0%	
				2012	0.2	0	0%	
				2013	0.2		0%	
				2014	0.2		0%	
		Source of Funds #3	MULTI-YEAR GOAL			1	0	0%
		Source of Funds #1	Performance Indicator #2	2010			#DIV/0!	
				2011			#DIV/0!	
		Source of Funds #2		2012			#DIV/0!	
				2013			#DIV/0!	
		2014				#DIV/0!		
	Source of Funds #3	MULTI-YEAR GOAL				0	#DIV/0!	
	DH3.1: Provide for the rehabilitation and reconstruction of 1 homeless shelter. (.20 of shelter per year.)	Source of Funds #1	Performance Indicator #3	2010			#DIV/0!	
				2011			#DIV/0!	
		Source of Funds #2		2012			#DIV/0!	
				2013			#DIV/0!	
		Source of Funds #3		2014			#DIV/0!	
MULTI-YEAR GOAL					0	#DIV/0!		

New Specific Objective

Summary of Specific Annual Objectives

Summary of Specific Annual Objectives							
Specific Obj. #	Outcome/Objective	Sources of Funds	Performance Indicators	Year	Expected Number	Actual Number	Percent Completed
DH-3 Sustainability of Decent Housing							
DH-3 (2)	Objective 3: Provide a Continuum of Care to potential homeless and homeless persons and families.	HRP	Performance Indicator #1: Number of housing units/households	2010	1	86	8600%
		Shelter Plus Care		2011	1	15	1500%
				2012	1	0	0%
				2013	1		0%
				2014	1		0%
		Emergency Solutions Grant (ESG)	MULTI-YEAR GOAL		5	101	2020%
	DH 3.2: Provide rental assistance for 5 homeless persons. (1 person/housing unit per year)	Source of Funds #1	Performance Indicator #2	2010			#DIV/0!
		Source of Funds #2		2011			#DIV/0!
				2012			#DIV/0!
				2013			#DIV/0!
		Source of Funds #3		2014			#DIV/0!
			MULTI-YEAR GOAL			0	#DIV/0!
		Source of Funds #1	Performance Indicator #3	2010			#DIV/0!
		Source of Funds #2		2011			#DIV/0!
				2012			#DIV/0!
				2013			#DIV/0!
		Source of Funds #3		2014			#DIV/0!
		MULTI-YEAR GOAL			0	#DIV/0!	

New Series in Building

Summary of Specific Annual Objectives

Summary of Specific Annual Objectives								
Specific Obj. #	Outcome/Objective Specific Annual Objectives	Sources of Funds	Performance Indicators	Year	Expected Number	Actual Number	Percent Completed	
DH-3 Sustainability of Decent Housing								
DH-3 (3)	Objective 3: Provide a Continuum of Care to potential homeless and homeless persons and families.	CDBG	Performance Indicator #1: Number of housing units/households	2010	1	1	100%	
				2011	1	2	200%	
				2012	1	2	200%	
				2013	1		0%	
				2014	1		0%	
				MULTI-YEAR GOAL		5	5	100%
	DH3.3: Provide operating funds to two (2) homeless shelters.	Source of Funds #1	Performance Indicator #2	2010			#DIV/0!	
				2011			#DIV/0!	
				2012			#DIV/0!	
				2013			#DIV/0!	
				2014			#DIV/0!	
				MULTI-YEAR GOAL			0	#DIV/0!
		Source of Funds #1	Performance Indicator #3	2010			#DIV/0!	
				2011			#DIV/0!	
				2012			#DIV/0!	
		2013				#DIV/0!		
		2014				#DIV/0!		
			MULTI-YEAR GOAL			0	#DIV/0!	

New Specific Objective

Summary of Specific Annual Objectives

Specific Obj. #	Outcome/Objective Specific Annual Objectives	Sources of Funds	Performance Indicators	Year	Expected Number	Actual Number	Percent Completed
DH-3 Sustainability of Decent Housing							
DH-3 (4)	Objective 3: Provide a Continuum of Care to potential homeless and homeless persons and families.	ESG	Performance Indicator #1: Number of Shelters	2010	10	222	2220%
				2011	10	218	2180%
		CDBG		2012	10	56	560%
				2013	10		0%
		Source of Funds #3		2014	10		0%
			MULTI-YEAR GOAL		50	496	992%
	D 3.4: Provide essential or supportive services to at least 50 homeless persons (10 per year).	Source of Funds #1	Performance Indicator #2	2010			#DIV/0!
				2011			#DIV/0!
		Source of Funds #2		2012			#DIV/0!
				2013			#DIV/0!
		Source of Funds #3		2014			#DIV/0!
			MULTI-YEAR GOAL			0	#DIV/0!
		Source of Funds #1	Performance Indicator #3	2010			#DIV/0!
				2011			#DIV/0!
		Source of Funds #2		2012			#DIV/0!
				2013			#DIV/0!
		Source of Funds #3	MULTI-YEAR GOAL	2014			#DIV/0!



Summary of Specific Annual Objectives

Specific Obj. #	Outcome/Objective Specific Annual Objectives	Sources of Funds	Performance Indicators	Year	Expected Number	Actual Number	Percent Completed
DH-3 Sustainability of Decent Housing							
DH-3 (5)	Objective 3: Provide a Continuum of Care to potential homeless and homeless persons and families.	ESGP	Performance Indicator #1	2010	1	102	10200%
				2011	1	15	1500%
		HPRP		2012	1		0%
				2013	1		0%
		Source of Funds #3		2014	1		0%
	DH 3.5: Assist homeless person in the transition to permanent housing by providing 1st month's rent and utility deposits to at least 5 persons (1 persons or housing unit per year)		MULTI-YEAR GOAL		5	117	2340%
		Source of Funds #1	Performance Indicator #2	2010			#DIV/0!
		Source of Funds #2		2011			#DIV/0!
				2012			#DIV/0!
		Source of Funds #3		2013			#DIV/0!
			MULTI-YEAR GOAL	2014			#DIV/0!
		Source of Funds #1	Performance Indicator #3	2010		0	#DIV/0!
				2011			#DIV/0!
		Source of Funds #2		2012			#DIV/0!
				2013			#DIV/0!
		Source of Funds #3	MULTI-YEAR GOAL	2014		0	#DIV/0!

New Specific
Objective

Summary of Specific Annual Objectives

Specific Obj. #	Outcome/Objective Specific Annual Objectives	Sources of Funds	Performance Indicators	Year	Expected Number	Actual Number	Percent Completed
DH-3	Sustainability of Decent Housing						
DH-3 (6)	Objective 3: Provide a Continuum of Care to potential homeless and homeless persons and families.	ESP	Performance Indicator #1: Number of persons.	2010	1	12	1200%
		HPRP		2011	1	6	600%
				2012	1	2	200%
				2013	1		0%
		Source of Funds #3		2014	1		0%
	DH 3.6: Prevent homelessness by providing emergency rent, mortgage, and utility assistance to at least 5 persons. (1 person or housing unit per year)		MULTI-YEAR GOAL		5	20	400%
		Source of Funds #1	Performance Indicator #2	2010			#DIV/0!
		Source of Funds #2		2011			#DIV/0!
				2012			#DIV/0!
		Source of Funds #3		2013			#DIV/0!
				2014			#DIV/0!
			MULTI-YEAR GOAL			0	#DIV/0!
		Source of Funds #1	Performance Indicator #3	2010			#DIV/0!
		Source of Funds #2		2011			#DIV/0!
				2012			#DIV/0!
		Source of Funds #3		2013			#DIV/0!
				2014			#DIV/0!
			MULTI-YEAR GOAL			0	#DIV/0!
		Source of Funds #1	Performance Indicator #3	2010			#DIV/0!
		Source of Funds #2		2011			#DIV/0!
				2012			#DIV/0!
		Source of Funds #3		2013			#DIV/0!
				2014			#DIV/0!



Summary of Specific Annual Objectives

Specific Obj. #	Outcome/Objective Specific Annual Objectives	Sources of Funds	Performance Indicators	Year	Expected Number	Actual Number	Percent Completed
DH-3 Sustainability of Decent Housing							
DH-3 (7)	Objective 3: Provide a Continuum of Care to potential homeless and homeless persons and families.	CDBG	Performance Indicator #1: Number of housing units.	2010	1	17	1700%
				2011	1	5	500%
		HOME		2012	1	13	1300%
				2013	1		0%
		NSP		2014	1		0%
			MULTI-YEAR GOAL		5	35	700%
	DH 3.7: Provide 5 housing units accessible to the special needs populations, especially elderly persons and persons with disabilities. (1 housing unit per year)	Source of Funds #1	Performance Indicator #2	2010			#DIV/0!
				2011			#DIV/0!
		Source of Funds #2		2012			#DIV/0!
				2013			#DIV/0!
		Source of Funds #3		2014			#DIV/0!
			MULTI-YEAR GOAL			0	#DIV/0!
		Source of Funds #1	Performance Indicator #3	2010			#DIV/0!
				2011			#DIV/0!
		Source of Funds #2		2012			#DIV/0!
				2013			#DIV/0!
		Source of Funds #3	MULTI-YEAR GOAL	2014			#DIV/0!

New Specific
Objective

Summary of Specific Annual Objectives

Summary of Specific Annual Objectives								
Specific Obj. #	Outcome/Objective Specific Annual Objectives	Sources of Funds	Performance Indicators	Year	Expected Number	Actual Number	Percent Completed	
DH-3 Sustainability of Decent Housing								
DH-3 (8)	Objective 3: Provide a Continuum of Care to potential homeless and homeless persons and families.	CDBG	Performance Indicator #1: Number of persons.	2010	4	0	0%	
				2011	4	0	0%	
		Source of Funds #2		2012	4	0	0%	
				2013	4		0%	
		Source of Funds #3		2014	4		0%	
			MULTI-YEAR GOAL			20	0	0%
		Source of Funds #1	Performance Indicator #2	2010			#DIV/0!	
				2011			#DIV/0!	
		Source of Funds #2		2012			#DIV/0!	
				2013			#DIV/0!	
	Source of Funds #3	2014			#DIV/0!			
		MULTI-YEAR GOAL				0	#DIV/0!	
	DH 3.8: Provide supportive services to 20 special needs persons. (4 persons per year)	Source of Funds #1	Performance Indicator #3	2010			#DIV/0!	
				2011			#DIV/0!	
		Source of Funds #2		2012			#DIV/0!	
				2013			#DIV/0!	
		Source of Funds #3	2014			#DIV/0!		
		MULTI-YEAR GOAL				0	#DIV/0!	

**New Specific
Objective**

Summary of Specific Annual Objectives

Specific Obj. #	Outcome/Objective Specific Annual Objectives	Sources of Funds	Performance Indicators	Year	Expected Number	Actual Number	Percent Completed
DH-3 Sustainability of Decent Housing							
DH-3 (9)	Objective 3: Provide a Continuum of Care to potential homeless and homeless persons and families.	CDBG	Performance Indicator #1	2010	2	17	850%
				2011	2	13	650%
		HOME		2012	2	13	650%
				2013	2		0%
		NSP		2014	2		0%
	DH 3.9: Rehabilitate 10 housing units for accessibility purposes especially elderly persons and persons with disabilities. (2 housing units per year)	MULTI-YEAR GOAL			10	43	430%
		Source of Funds #1	Performance Indicator #2	2010			#DIV/0!
		Source of Funds #2		2011			#DIV/0!
				2012			#DIV/0!
		Source of Funds #3		2013			#DIV/0!
			MULTI-YEAR GOAL	2014			#DIV/0!
		Source of Funds #1	Performance Indicator #3	2010		0	#DIV/0!
		Source of Funds #2		2011			#DIV/0!
				2012			#DIV/0!
		Source of Funds #3		2013			#DIV/0!
			MULTI-YEAR GOAL	2014		0	#DIV/0!

**New Specific
Objective**

Summary of Specific Annual Objectives

Specific Obj. #	Outcome/Objective Specific Annual Objectives	Sources of Funds	Performance Indicators	Year	Expected Number	Actual Number	Percent Completed
SL-1	Availability/Accessibility of Suitable Living Environment						
SL-1 (1)	Objective 1: Improving and expanding infrastructure.	CDBG	Performance Indicator #1: Communities	2010	0.2	0	0%
		Source of Funds #2		2011	0.2	1	500%
				2012	0.2	0	0%
				2013	0.2		0%
		Source of Funds #3		2014	0.2		0%
			MULTI-YEAR GOAL		1	1	100%
		Source of Funds #1	Performance Indicator #2	2010			#DIV/0!
				2011			#DIV/0!
		Source of Funds #2		2012			#DIV/0!
				2013			#DIV/0!
		Source of Funds #3		2014			#DIV/0!
			MULTI-YEAR GOAL			0	#DIV/0!
	SLE1: Reconstruction or paving of streets in at least one (1) community.	Source of Funds #1	Performance Indicator #3	2010			#DIV/0!
				2011			#DIV/0!
		Source of Funds #2		2012			#DIV/0!
				2013			#DIV/0!
		Source of Funds #3		2014			#DIV/0!
			MULTI-YEAR GOAL			0	#DIV/0!

**New Specific
Objective**


Summary of Specific Annual Objectives

Specific Obj. #	Outcome/Objective Specific Annual Objectives	Sources of Funds	Performance Indicators	Year	Expected Number	Actual Number	Percent Completed
SL-1	Availability/Accessibility of Suitable Living Environment						
SL-1 (2)	Objective 1: Improving and expanding infrastructure.	CDBg	Performance Indicator #1: Communities	2010	0.2	0	0%
				2011	0.2	0	0%
		Source of Funds #2		2012	0.2	0	0%
				2013	0.2		0%
	SLE1.2: Construction of flood drainage improvements in at least one (1) community.	Source of Funds #3	MULTI-YEAR GOAL	2014	0.2		0%
					1	0	0%
		Source of Funds #1		2010			#DIV/0!
				2011			#DIV/0!
		Source of Funds #2		2012			#DIV/0!
				2013			#DIV/0!
		Source of Funds #3		2014			#DIV/0!
						0	#DIV/0!
		Source of Funds #1	Performance Indicator #3	2010			#DIV/0!
				2011			#DIV/0!
		Source of Funds #2		2012			#DIV/0!
				2013			#DIV/0!
		Source of Funds #3		2014			#DIV/0!
						0	#DIV/0!
		Source of Funds #1	Performance Indicator #3	2010			#DIV/0!
				2011			#DIV/0!
		Source of Funds #2		2012			#DIV/0!
				2013			#DIV/0!
		Source of Funds #3		2014			#DIV/0!
						0	#DIV/0!
		Source of Funds #1	Performance Indicator #3	2010			#DIV/0!
				2011			#DIV/0!
		Source of Funds #2		2012			#DIV/0!
				2013			#DIV/0!
		Source of Funds #3		2014			#DIV/0!
						0	#DIV/0!



Summary of Specific Annual Objectives

Specific Obj. #	Outcome/Objective Specific Annual Objectives	Sources of Funds	Performance Indicators	Year	Expected Number	Actual Number	Percent Completed
SL-1	Availability/Accessibility of Suitable Living Environment						
SL-1 (3)	Objective 1: Improving and expanding infrastructure.	CDBG	Performance Indicator #1: Communities	2010	1	6	600%
				2011	1	5	500%
		Source of Funds #2		2012	1	5	500%
				2013	1		0%
		Source of Funds #3		2014	1		0%
	SLE1.3: Water and/or sewer improvements in at least five (5) communities.		MULTI-YEAR GOAL		5	16	320%
		Source of Funds #1	Performance Indicator #2	2010			#DIV/0!
				2011			#DIV/0!
		Source of Funds #2		2012			#DIV/0!
				2013			#DIV/0!
		Source of Funds #3		2014			#DIV/0!
			MULTI-YEAR GOAL			0	#DIV/0!
		Source of Funds #1	Performance Indicator #3	2010			#DIV/0!
				2011			#DIV/0!
		Source of Funds #2		2012			#DIV/0!
				2013			#DIV/0!
		Source of Funds #3		2014			#DIV/0!
			MULTI-YEAR GOAL			0	#DIV/0!



Summary of Specific Annual Objectives

Summary of Specific Annual Objectives									
Specific Obj. #	Outcome/Objective Specific Annual Objectives	Sources of Funds	Performance Indicators	Year	Expected Number	Actual Number	Percent Completed		
SL-1	Availability/Accessibility of Suitable Living Environment								
SL-1 (4)	Objective 1: Improving and expanding infrastructure.	CDBG	Performance Indicator #1: Community Centers	2010	0.2	0	0%		
				2011	0.2	1	500%		
		Source of Funds #2		2012	0.2	0	0%		
				2013	0.2		0%		
		Source of Funds #3		2014	0.2		0%		
				MULTI-YEAR GOAL		1	1	100%	
	SLE 1.4: Construction of at least one (1) community center or recreational center.	Source of Funds #1	Performance Indicator #2	2010				#DIV/0!	
				2011				#DIV/0!	
		Source of Funds #2		2012				#DIV/0!	
				2013				#DIV/0!	
		Source of Funds #3		2014				#DIV/0!	
					MULTI-YEAR GOAL			0	#DIV/0!
		Source of Funds #1	Performance Indicator #3	2010				#DIV/0!	
				2011				#DIV/0!	
Source of Funds #2	2012					#DIV/0!			
				2013			#DIV/0!		
	Source of Funds #3			2014			#DIV/0!		
			MULTI-YEAR GOAL			0	#DIV/0!		

**New Specific
Objective**

Summary of Specific Annual Objectives

Specific Obj. #	Outcome/Objective Specific Annual Objectives	Sources of Funds	Performance Indicators	Year	Expected Number	Actual Number	Percent Completed
SL-1	Availability/Accessibility of Suitable Living Environment						
SL-1 (5)	Objective 1: Improving and expanding infrastructure.	CDBG	Performance Indicator #1: Parks	2010	0.2	0	0%
				2011	0.2	0	0%
		Source of Funds #2		2012	0.2	0	0%
				2013	0.2		0%
		Source of Funds #3	MULTI-YEAR GOAL	2014	0.2		0%
					1	0	0%
		Source of Funds #1		2010			#DIV/0!
				2011			#DIV/0!
	SLE 1.5: Park improvements in at least one (1) community.	Source of Funds #2		2012			#DIV/0!
				2013			#DIV/0!
		Source of Funds #3		2014			#DIV/0!
						0	#DIV/0!
		Source of Funds #1	Performance Indicator #3	2010			#DIV/0!
				2011			#DIV/0!
		Source of Funds #2		2012			#DIV/0!
				2013			#DIV/0!
		Source of Funds #3	MULTI-YEAR GOAL	2014			#DIV/0!
						0	#DIV/0!
		Source of Funds #1		2010			#DIV/0!
				2011			#DIV/0!
		Source of Funds #2		2012			#DIV/0!
				2013			#DIV/0!
		Source of Funds #3		2014			#DIV/0!
						0	#DIV/0!

**New Specific
Objective**

Summary of Specific Annual Objectives

Specific Obj. #	Outcome/Objective Specific Annual Objectives	Sources of Funds	Performance Indicators	Year	Expected Number	Actual Number	Percent Completed
SL-1	Availability/Accessibility of Suitable Living Environment						
SL-1 (6)	Objective 1: Improving and expanding infrastructure.	NSP	Performance Indicator #1: Number of Structures.	2010	1	5	500%
				2011	1	0	0%
				2012	1	0	0%
				2013	1		0%
				2014	1		0%
		Source of Funds #3	MULTI-YEAR GOAL		5	5	100%
	SLE 1.6: Provide for the demolition of at least five (5) structures (1 Structure per year)	Source of Funds #1	Performance Indicator #2	2010			#DIV/0!
				2011			#DIV/0!
		Source of Funds #2		2012			#DIV/0!
				2013			#DIV/0!
		Source of Funds #3		2014			#DIV/0!
			MULTI-YEAR GOAL			0	#DIV/0!
		Source of Funds #1	Performance Indicator #3	2010			#DIV/0!
				2011			#DIV/0!
		Source of Funds #2		2012			#DIV/0!
				2013			#DIV/0!
		Source of Funds #3		2014			#DIV/0!
			MULTI-YEAR GOAL			0	#DIV/0!

New Specific
Objective

Summary of Specific Annual Objectives

Specific Obj. #	Outcome/Objective Specific Annual Objectives	Sources of Funds	Performance Indicators	Year	Expected Number	Actual Number	Percent Completed
SL-1	Availability/Accessibility of Suitable Living Environment						
SL-1 (7)	Objective 1: Improving and expanding infrastructure.	CDBG	Performance Indicator #1: Number of Communities.	2010	0.2	0	0%
				2011	0.2	0	0%
		Source of Funds #2		2012	0.2	0	0%
				2013	0.2		0%
		Source of Funds #3		2014	0.2		0%
	SLE 1.7: Provide waste management improvements in at least one (1) community.		MULTI-YEAR GOAL		1	0	0%
		Source of Funds #1	Performance Indicator #2	2010			#DIV/0!
		Source of Funds #2		2011			#DIV/0!
				2012			#DIV/0!
		Source of Funds #3		2013			#DIV/0!
				2014			#DIV/0!
			MULTI-YEAR GOAL			0	#DIV/0!
		Source of Funds #1	Performance Indicator #3	2010			#DIV/0!
				2011			#DIV/0!
		Source of Funds #2		2012			#DIV/0!
				2013			#DIV/0!
		Source of Funds #3		2014			#DIV/0!
			MULTI-YEAR GOAL				#DIV/0!
		Source of Funds #1	Performance Indicator #3	2010			#DIV/0!
				2011			#DIV/0!
		Source of Funds #2		2012			#DIV/0!
				2013			#DIV/0!
		Source of Funds #3		2014			#DIV/0!



Summary of Specific Annual Objectives

Specific Obj. #	Outcome/Objective Specific Annual Objectives	Sources of Funds	Performance Indicators	Year	Expected Number	Actual Number	Percent Completed
SL-2	Availability of Suitable Living Environment						
SL-2 (1)	Objective 2: Improving and expanding social services.	CDBG	Performance Indicator #1: Number of persons.	2010	20	95	475%
				2011	20	43	215%
		Source of Funds #2		2012	20	71	355%
				2013	20		0%
		Source of Funds #3		2014	20		0%
	SLE 2.1: Provide meals to at least 100 persons. (20 persons per year)		MULTI-YEAR GOAL		100	209	209%
		Source of Funds #1	Performance Indicator #2	2010			#DIV/0!
				2011			#DIV/0!
		Source of Funds #2		2012			#DIV/0!
				2013			#DIV/0!
		Source of Funds #3		2014			#DIV/0!
			MULTI-YEAR GOAL			0	#DIV/0!
		Source of Funds #1	Performance Indicator #3	2010			#DIV/0!
				2011			#DIV/0!
		Source of Funds #2		2012			#DIV/0!
				2013			#DIV/0!
		Source of Funds #3		2014			#DIV/0!
						0	#DIV/0!

New Specific
Objective

Summary of Specific Annual Objectives

Specific Obj. #	Outcome/Objective Specific Annual Objectives	Sources of Funds	Performance Indicators	Year	Expected Number	Actual Number	Percent Completed
SL-2 AvailabAffordability of Suitable Living Environment							
SL-2 (2)	Objective 2: Improving and expanding social services.	CDBG	Performance Indicator #1: Number of community center.	2010	0.2	0	0%
				2011	0.2	1	500%
		Source of Funds #2		2012	0.2	0	0%
				2013	0.2		0%
		Source of Funds #3		2014	0.2		0%
	SLE 2.2: Construction of one (1) neighborhood community center to provide space for social service organizations and agencies.		MULTI-YEAR GOAL		1	1	100%
		Source of Funds #1	Performance Indicator #2	2010			#DIV/0!
				2011			#DIV/0!
		Source of Funds #2		2012			#DIV/0!
				2013			#DIV/0!
		Source of Funds #3		2014			#DIV/0!
			MULTI-YEAR GOAL			0	#DIV/0!
		Source of Funds #1	Performance Indicator #3	2010			#DIV/0!
				2011			#DIV/0!
		Source of Funds #2		2012			#DIV/0!
				2013			#DIV/0!
		Source of Funds #3		2014			#DIV/0!
			MULTI-YEAR GOAL			0	#DIV/0!
		Source of Funds #1	Performance Indicator #3	2010			#DIV/0!
				2011			#DIV/0!
		Source of Funds #2		2012			#DIV/0!
				2013			#DIV/0!
		Source of Funds #3		2014			#DIV/0!

[illegible]

Summary of Specific Annual Objectives

Summary of Specific Annual Objectives							
Specific Obj. #	Outcome/Objective Specific Annual Objectives	Sources of Funds	Performance Indicators	Year	Expected Number	Actual Number	Percent Completed
SL-2 AvailabAffordability of Suitable Living Environment							
SL-2 (3)	Objective 2: Improving and expanding social services.	CDBG	Performance Indicator #1: Number of persons.	2010	100	190	190%
				2011	100	329	329%
		Source of Funds #2		2012	100	215	215%
				2013	100		0%
		Source of Funds #3	2014	100		0%	
			MULTI-YEAR GOAL		500	734	147%
	SLE 2.3: Provide assistance to 500 illiterate persons. (100 persons per year)	Source of Funds #1	Performance Indicator #2	2010			#DIV/0!
				2011			#DIV/0!
		Source of Funds #2		2012			#DIV/0!
				2013			#DIV/0!
		Source of Funds #3	2014			#DIV/0!	
			MULTI-YEAR GOAL			0	#DIV/0!
			Source of Funds #1	Performance Indicator #3	2010		
	2011				#DIV/0!		
Source of Funds #2	2012				#DIV/0!		
	2013				#DIV/0!		
	Source of Funds #3	2014			#DIV/0!		
		MULTI-YEAR GOAL			0	#DIV/0!	

New Specific
Objective

Summary of Specific Annual Objectives

Specific Obj. #	Outcome/Objective Specific Annual Objectives	Sources of Funds	Performance Indicators	Year	Expected Number	Actual Number	Percent Completed
SL-2 AvailabAffordability of Suitable Living Environment							
SL-2 (4)	Objective 2: Improving and expanding social services.	CDBG	Performance Indicator #1: Number of persons.	2010	10	34	340%
				2011	10	44	440%
		Source of Funds #2		2012	10	48	480%
				2013	10		0%
		Source of Funds #3		2014	10		0%
			MULTI-YEAR GOAL		50	126	252%
	SLE 2.4: Provide support or recreational services to 50 handicapped or disabled persons (10 persons per year)	Source of Funds #1	Performance Indicator #2	2010			#DIV/0!
				2011			#DIV/0!
		Source of Funds #2		2012			#DIV/0!
				2013			#DIV/0!
		Source of Funds #3		2014			#DIV/0!
			MULTI-YEAR GOAL			0	#DIV/0!
		Source of Funds #1	Performance Indicator #3	2010			#DIV/0!
				2011			#DIV/0!
		Source of Funds #2		2012			#DIV/0!
				2013			#DIV/0!
		Source of Funds #3		2014			#DIV/0!
			MULTI-YEAR GOAL			0	#DIV/0!

New Specific
Objective

Summary of Specific Annual Objectives

Specific Obj. #		Outcome/Objective Specific Annual Objectives	Sources of Funds	Performance Indicators	Year	Expected Number	Actual Number	Percent Completed		
SL-2 AvailabAffordability of Suitable Living Environment										
SL-2 (5)	Objective 2: Improving and expanding social services.	CDBG		Performance Indicator #1: Number of children.	2010	20	637	3185%		
					2011	20	557	2785%		
					2012	20	510	2550%		
					2013	20		0%		
					2014	20		0%		
						100	1704	1704%		
		Source of Funds #2		Performance Indicator #2	2010			#DIV/0!		
					2011			#DIV/0!		
					2012			#DIV/0!		
					2013			#DIV/0!		
					2014			#DIV/0!		
							0	#DIV/0!		
	SLE 2.5: Provide services to 100 abused and/or neglected children (20 children per year)	Source of Funds #3		MULTI-YEAR GOAL					#DIV/0!	
										#DIV/0!
										#DIV/0!
										#DIV/0!
										#DIV/0!
										#DIV/0!
	Source of Funds #1		Performance Indicator #3	2010				#DIV/0!		
				2011					#DIV/0!	
				2012					#DIV/0!	
				2013					#DIV/0!	
				2014					#DIV/0!	
									#DIV/0!	
	Source of Funds #2		MULTI-YEAR GOAL					#DIV/0!		
									#DIV/0!	
									#DIV/0!	
									#DIV/0!	
									#DIV/0!	
									#DIV/0!	
	Source of Funds #3		MULTI-YEAR GOAL					#DIV/0!		
									#DIV/0!	
									#DIV/0!	
									#DIV/0!	
									#DIV/0!	
									#DIV/0!	

New Specific
Objective

Summary of Specific Annual Objectives

Specific Obj. #		Outcome/Objective Specific Annual Objectives	Sources of Funds	Performance Indicators	Year	Expected Number	Actual Number	Percent Completed
SL-2 AvailabAffordability of Suitable Living Environment								
SL-2 (6)	Objective 2: Improving and expanding social services.		CDBG	Performance Indicator #1: Number of persons.	2010	5	10	200%
					2011	5	11	220%
			Source of Funds #2		2012	5	25	500%
					2013	5		0%
			Source of Funds #3		2014	5		0%
	SLE 2.6: Provide case management and other related services to 25 incapacitated persons. (5 persons per year)			MULTI-YEAR GOAL		25	46	184%
			Source of Funds #1	Performance Indicator #2	2010			#DIV/0!
					2011			#DIV/0!
			Source of Funds #2		2012			#DIV/0!
					2013			#DIV/0!
			Source of Funds #3		2014			#DIV/0!
			MULTI-YEAR GOAL			0	#DIV/0!	
		Source of Funds #1	Performance Indicator #3	2010			#DIV/0!	
				2011			#DIV/0!	
		Source of Funds #2		2012			#DIV/0!	
				2013			#DIV/0!	
		Source of Funds #3	2014				#DIV/0!	
				MULTI-YEAR GOAL			0	#DIV/0!



Summary of Specific Annual Objectives

Specific Obj. #	Outcome/Objective Specific Annual Objectives	Sources of Funds	Performance Indicators	Year	Expected Number	Actual Number	Percent Completed
EO-1 Availability/Accessibility of Economic Opportunity							
EO-1 (1)	Objective 1: Providing assistance to extreme-low-, low- and moderate-income individuals.	CDBG	Performance Indicator #1: Number of persons	2010	100	190	190%
				2011	100	329	329%
		Source of Funds #2		2012	100	215	215%
				2013	100		0%
		Source of Funds #3		2014	100		0%
	ED 1.1: Provide assistance to 500 illiterate persons in the County (100 persons per year)		MULTI-YEAR GOAL		500	734	147%
		Source of Funds #1	Performance Indicator #2	2010			#DIV/0!
				2011			#DIV/0!
		Source of Funds #2		2012			#DIV/0!
				2013			#DIV/0!
		Source of Funds #3		2014			#DIV/0!
			MULTI-YEAR GOAL			0	#DIV/0!
		Source of Funds #1	Performance Indicator #3	2010			#DIV/0!
				2011			#DIV/0!
		Source of Funds #2		2012			#DIV/0!
				2013			#DIV/0!
		Source of Funds #3		2014			#DIV/0!
			MULTI-YEAR GOAL			0	#DIV/0!
		Source of Funds #1	Performance Indicator #3	2010			#DIV/0!
				2011			#DIV/0!
		Source of Funds #2		2012			#DIV/0!
				2013			#DIV/0!
		Source of Funds #3		2014			#DIV/0!
			MULTI-YEAR GOAL			0	#DIV/0!
		Source of Funds #1	Performance Indicator #3	2010			#DIV/0!
				2011			#DIV/0!
		Source of Funds #2		2012			#DIV/0!
				2013			#DIV/0!
		Source of Funds #3		2014			#DIV/0!
			MULTI-YEAR GOAL			0	#DIV/0!
		Source of Funds #1	Performance Indicator #3	2010			#DIV/0!
				2011			#DIV/0!
		Source of Funds #2		2012			#DIV/0!
				2013			#DIV/0!
		Source of Funds #3		2014			#DIV/0!
			MULTI-YEAR GOAL			0	#DIV/0!
		Source of Funds #1	Performance Indicator #3	2010			#DIV/0!
				2011			#DIV/0!
		Source of Funds #2		2012			#DIV/0!
				2013			#DIV/0!
		Source of Funds #3		2014			#DIV/0!
			MULTI-YEAR GOAL			0	#DIV/0!
		Source of Funds #1	Performance Indicator #3	2010			#DIV/0!
				2011			#DIV/0!
		Source of Funds #2		2012			#DIV/0!
				2013			#DIV/0!
		Source of Funds #3		2014			#DIV/0!

**New Specific
Objective**

Summary of Specific Annual Objectives

Specific Obj. #	Outcome/Objective Specific Annual Objectives	Sources of Funds	Performance Indicators	Year	Expected Number	Actual Number	Percent Completed
EO-1	Availability/Accessibility of Economic Opportunity						
EO-1 (2)	Objective 1: Providing assistance to extreme-low-, low- and moderate-income individuals.	CDBG	Performance Indicator #1: Number of persons.	2010	2	0	0%
				2011	2	0	0%
		Source of Funds #2		2012	2	0	0%
				2013	2		0%
		Source of Funds #3		2014	2		0%
	ED 1.2: Provide supportive services to at least ten (10) persons. (2 persons per year)		MULTI-YEAR GOAL		10	0	0%
		Source of Funds #1	Performance Indicator #2	2010			#DIV/0!
				2011			#DIV/0!
		Source of Funds #2		2012			#DIV/0!
				2013			#DIV/0!
		Source of Funds #3		2014			#DIV/0!
			MULTI-YEAR GOAL			0	#DIV/0!
		Source of Funds #1	Performance Indicator #3	2010			#DIV/0!
				2011			#DIV/0!
		Source of Funds #2		2012			#DIV/0!
				2013			#DIV/0!
		Source of Funds #3		2014			#DIV/0!
							#DIV/0!
			MULTI-YEAR GOAL			0	#DIV/0!
		Source of Funds #1	Performance Indicator #3	2010			#DIV/0!
				2011			#DIV/0!
		Source of Funds #2		2012			#DIV/0!
				2013			#DIV/0!
		Source of Funds #3		2014			#DIV/0!



Summary of Specific Annual Objectives

Specific Obj. #	Outcome/Objective Specific Annual Objectives	Sources of Funds	Performance Indicators	Year	Expected Number	Actual Number	Percent Completed
EO-2 Affordability of Economic Opportunity							
EO-2 (1)	Objective 2: Providing assistance to extremely-low-, low-, and moderate-income neighborhoods and communities.	CDBG	Performance Indicator #1: Number of communities.	2010	0.2	0	0%
				2011	0.2	1	500%
		Source of Funds #2		2012	0.2	0	0%
				2013	0.2		0%
		Source of Funds #3		2014	0.2		0%
	ED 2.1: Reconstruction or paving of streets in at least one (1) community.		MULTI-YEAR GOAL		1	1	100%
		Source of Funds #1	Performance Indicator #2	2010			#DIV/0!
				2011			#DIV/0!
		Source of Funds #2		2012			#DIV/0!
				2013			#DIV/0!
		Source of Funds #3		2014			#DIV/0!
			MULTI-YEAR GOAL			0	#DIV/0!
		Source of Funds #1	Performance Indicator #3	2010			#DIV/0!
				2011			#DIV/0!
		Source of Funds #2		2012			#DIV/0!
				2013			#DIV/0!
		Source of Funds #3		2014			#DIV/0!
			MULTI-YEAR GOAL				#DIV/0!
		Source of Funds #1	Performance Indicator #3	2010			#DIV/0!
				2011			#DIV/0!
		Source of Funds #2		2012			#DIV/0!
				2013			#DIV/0!
		Source of Funds #3		2014			#DIV/0!

New Specific
Objective

Summary of Specific Annual Objectives

Summary of Specific Annual Objectives								
Specific Obj. #	Outcome/Objective Specific Annual Objectives	Sources of Funds	Performance Indicators	Year	Expected Number	Actual Number	Percent Completed	
EO-2 Affordability of Economic Opportunity								
EO-2 (2)	Objective 2: Providing assistance to extremely-low-, low-, and moderate-income neighborhoods and communities.	CDBG	Performance Indicator #1: Number of communities.	2010	0.2	0	0%	
				2011	0.2	0	0%	
		Source of Funds #2		2012	0.2	0	0%	
				2013	0.2		0%	
		Source of Funds #3		2014	0.2		0%	
				MULTI-YEAR GOAL		1	0	0%
	ED 2.2: Construction of flood drainage improvements in at least one (1) community.	Source of Funds #1	Performance Indicator #2	2010			#DIV/0!	
				2011			#DIV/0!	
		Source of Funds #2		2012			#DIV/0!	
				2013			#DIV/0!	
		Source of Funds #3		2014			#DIV/0!	
					MULTI-YEAR GOAL		0	#DIV/0!
		Source of Funds #1	Performance Indicator #3	2010			#DIV/0!	
		2011				#DIV/0!		
Source of Funds #2	2012				#DIV/0!			
				2013			#DIV/0!	
	Source of Funds #3			2014			#DIV/0!	
			MULTI-YEAR GOAL			0	#DIV/0!	

New Specific
Objective

Summary of Specific Annual Objectives

Specific Obj. #	Outcome/Objective Specific Annual Objectives	Sources of Funds	Performance Indicators	Year	Expected Number	Actual Number	Percent Completed
EO-2 Affordability of Economic Opportunity							
EO-2 (3)	Objective 2: Providing assistance to extremely low-, low-, and moderate-income neighborhoods and communities.	CDBG	Performance Indicator #1: Number of communities.	2010	0.2	1	500%
				2011	0.2	1	500%
		Source of Funds #2		2012	0.2	1	500%
				2013	0.2		0%
		Source of Funds #3		2014	0.2		0%
	ED 2.3: Construction of new water and/or sewer improvements in at least one (1) community.		MULTI-YEAR GOAL		1	3	300%
		Source of Funds #1	Performance Indicator #2	2010			#DIV/0!
				2011			#DIV/0!
		Source of Funds #2		2012			#DIV/0!
				2013			#DIV/0!
		Source of Funds #3		2014			#DIV/0!
			MULTI-YEAR GOAL			0	#DIV/0!
		Source of Funds #1	Performance Indicator #3	2010			#DIV/0!
				2011			#DIV/0!
		Source of Funds #2		2012			#DIV/0!
				2013			#DIV/0!
		Source of Funds #3		2014			#DIV/0!
							#DIV/0!
			MULTI-YEAR GOAL			0	#DIV/0!
		Source of Funds #1	Performance Indicator #3	2010			#DIV/0!
				2011			#DIV/0!
		Source of Funds #2		2012			#DIV/0!
				2013			#DIV/0!
		Source of Funds #3		2014			#DIV/0!
							#DIV/0!

**New Specific
Objective**

Summary of Specific Annual Objectives

Summary of Specific Annual Objectives							
Specific Obj. #	Outcome/Objective Specific Annual Objectives	Sources of Funds	Performance Indicators	Year	Expected Number	Actual Number	Percent Completed
EO-2 Affordability of Economic Opportunity							
EO-2 (4)	Objective 2: Providing assistance to extremely-low-, low-, and moderate-income neighborhoods and communities.	CDBG	Performance Indicator #1: Number of community centers.	2010	0.2	0	0%
				2011	0.2	1	500%
		Source of Funds #2		2012	0.2	0	0%
				2013	0.2		0%
		Source of Funds #3		2014	0.2		0%
			MULTI-YEAR GOAL		1	1	100%
	ED 2.4: Construction of at least one (1) community or recreational center.	Source of Funds #1	Performance Indicator #2	2010			#DIV/0!
				2011			#DIV/0!
		Source of Funds #2		2012			#DIV/0!
				2013			#DIV/0!
		Source of Funds #3		2014			#DIV/0!
		MULTI-YEAR GOAL			0	#DIV/0!	
	Source of Funds #1	Performance Indicator #3	2010			#DIV/0!	
			2011			#DIV/0!	
	Source of Funds #2		2012			#DIV/0!	
			2013			#DIV/0!	
	Source of Funds #3		2014			#DIV/0!	
			MULTI-YEAR GOAL			0	#DIV/0!

New Specific
Objective

Summary of Specific Annual Objectives

Specific Obj. #	Outcome/Objective Specific Annual Objectives	Sources of Funds	Performance Indicators	Year	Expected Number	Actual Number	Percent Completed
EO-2 Affordability of Economic Opportunity							
EO-2 (5)	Objective 2: Providing assistance to extremely low-, low-, and moderate-income neighborhoods and communities.	CDBG	Performance Indicator #1: Number of Parks.	2010	0.2	0	0%
				2011	0.2	0	0%
		Source of Funds #2		2012	0.2	0	0%
				2013	0.2		0%
		Source of Funds #3		2014	0.2		0%
	ED 2.5: Park improvements in at least one (1) community.		MULTI-YEAR GOAL		1	0	0%
		Source of Funds #1	Performance Indicator #2	2010			#DIV/0!
				2011			#DIV/0!
		Source of Funds #2		2012			#DIV/0!
				2013			#DIV/0!
		Source of Funds #3		2014			#DIV/0!
			MULTI-YEAR GOAL			0	#DIV/0!
		Source of Funds #1	Performance Indicator #3	2010			#DIV/0!
				2011			#DIV/0!
		Source of Funds #2		2012			#DIV/0!
				2013			#DIV/0!
		Source of Funds #3		2014			#DIV/0!
			MULTI-YEAR GOAL			0	#DIV/0!
		Source of Funds #1	Performance Indicator #3	2010			#DIV/0!
				2011			#DIV/0!
		Source of Funds #2		2012			#DIV/0!
				2013			#DIV/0!
		Source of Funds #3		2014			#DIV/0!

**New Specific
Objective**

Summary of Specific Annual Objectives

Specific Obj. #	Outcome/Objective Specific Annual Objectives	Sources of Funds	Performance Indicators	Year	Expected Number	Actual Number	Percent Completed
EO-2 Affordability of Economic Opportunity							
EO-2 (6)	Objective 2: Providing assistance to extremely-low-, low-, and moderate-income neighborhoods and communities.	CDBG	Performance Indicator #1: Number of communities.	2010	0.4	1	250%
				2011	0.4	0	0%
		Source of Funds #2		2012	0.4	12	3000%
				2013	0.4		0%
		Source of Funds #3		2014	0.4		0%
	ED 2.6: Provide housing assistance programs (tap-ins, septic tanks) in at least two (2) low-income communities.		MULTI-YEAR GOAL		2	13	650%
		Source of Funds #1	Performance Indicator #2	2010			#DIV/0!
		Source of Funds #2		2011			#DIV/0!
				2012			#DIV/0!
		Source of Funds #3		2013			#DIV/0!
				2014			#DIV/0!
			MULTI-YEAR GOAL			0	#DIV/0!
		Source of Funds #1	Performance Indicator #3	2010			#DIV/0!
		Source of Funds #2		2011			#DIV/0!
				2012			#DIV/0!
		Source of Funds #3		2013			#DIV/0!
				2014			#DIV/0!
			MULTI-YEAR GOAL			0	#DIV/0!

**New Specific
Objective**

Summary of Specific Annual Objectives

Specific Obj. #	Outcome/Objective Specific Annual Objectives	Sources of Funds	Performance Indicators	Year	Expected Number	Actual Number	Percent Completed
EO-2 Affordability of Economic Opportunity							
EO-2 (7)	Objective 2: Providing assistance to extremely-low-, low-, and moderate-income neighborhoods and communities.	CDBG	Performance Indicator #1: Number of structures.	2010	1	5	500%
				2011	1	0	0%
		Source of Funds #2		2012	1	0	0%
				2013	1		0%
		Source of Funds #3		2014	1		0%
			MULTI-YEAR GOAL		5	5	100%
	ED 2.7: Provide for the demolition of at least five (5) structures. (1 structure per year)	Source of Funds #1	Performance Indicator #2	2010			#DIV/0!
				2011			#DIV/0!
		Source of Funds #2		2012			#DIV/0!
				2013			#DIV/0!
		Source of Funds #3		2014			#DIV/0!
			MULTI-YEAR GOAL			0	#DIV/0!
		Source of Funds #1	Performance Indicator #3	2010			#DIV/0!
				2011			#DIV/0!
		Source of Funds #2		2012			#DIV/0!
				2013			#DIV/0!
		Source of Funds #3		2014			#DIV/0!
			MULTI-YEAR GOAL			0	#DIV/0!

New Specific
Objective

Summary of Specific Annual Objectives

Specific Obj. #	Outcome/Objective Specific Annual Objectives	Sources of Funds	Performance Indicators	Year	Expected Number	Actual Number	Percent Completed
EO-2 Affordability of Economic Opportunity							
EO-2 (8)	Objective 2: Providing assistance to extremely low-, low-, and moderate-income neighborhoods and communities.	CDBG	Performance Indicator #1: Number of communities.	2010	0.2	0	0%
				2011	0.2	0	0%
				2012	0.2	0	0%
				2013	0.2		0%
				2014	0.2		0%
		Source of Funds #3	MULTI-YEAR GOAL		1	0	0%
	ED 2.8: Provide waste management improvements in at least one (1) community.	Source of Funds #1	Performance Indicator #2	2010			0%
				2011			0%
				2012			0%
				2013			0%
				2014			0%
		Source of Funds #3	MULTI-YEAR GOAL			0	#DIV/0!
		Source of Funds #1	Performance Indicator #3	2010			0%
				2011			0%
				2012			0%
				2013			0%
				2014			0%
		Source of Funds #2	MULTI-YEAR GOAL				#DIV/0!
		Source of Funds #3	MULTI-YEAR GOAL			0	#DIV/0!

New Specific
Objective

Summary of Specific Annual Objectives

Specific Obj. #	Outcome/Objective Specific Annual Objectives	Sources of Funds	Performance Indicators	Year	Expected Number	Actual Number	Percent Completed
EO-2 Affordability of Economic Opportunity							
EO-2 (9)	Objective 2: Providing assistance to extremely low-, low-, and moderate-income neighborhoods and communities.	CDBG	Performance Indicator #1: Number of communities.	2010	0.2	0	0%
				2011	0.2	1	500%
		Source of Funds #2		2012	0.2	1	500%
				2013	0.2		0%
		Source of Funds #3		2014	0.2		0%
			MULTI-YEAR GOAL		1	2	200%
	ED 2.9: Provide planning assistance to at least (1) community.	Source of Funds #1	Performance Indicator #2	2010			#DIV/0!
				2011			#DIV/0!
		Source of Funds #2		2012			#DIV/0!
				2013			#DIV/0!
		Source of Funds #3		2014			#DIV/0!
			MULTI-YEAR GOAL			0	#DIV/0!
		Source of Funds #1	Performance Indicator #3	2010			#DIV/0!
				2011			#DIV/0!
		Source of Funds #2		2012			#DIV/0!
				2013			#DIV/0!
		Source of Funds #3		2014			#DIV/0!
			MULTI-YEAR GOAL			0	#DIV/0!

**APPENDIX D
EMERGENCY SOLUTIONS GRANT (ESG) PROGRAM
WRITTEN GUIDELINES, STANDARDS AND PERFORMANCE STANDARDS**

APPENDIX D
EMERGENCY SOLUTIONS GRANT (ESG) PROGRAM
WRITTEN GUIDELINES

The Emergency Solutions Grant regulation at 24 CFR 576.400(e) requires written standards for providing Emergency Solutions Grant (ESG) assistance. These standards must consistently be applied to all program participants.

At minimum these written standards must include:

- (i) Standard policies and procedures for evaluating individuals and families eligibility for assistance under Emergency Solutions Grant (ESG);
- (ii) Standards for targeting and providing essential services related to street outreach;
- (iii) Policies and procedures for admission, diversion, referral, and discharge by emergency shelters assisted under ESG, including standards regarding length of stay, if any, and safeguards to meet the safety and shelter needs of special populations, e.g. victims of domestic violence, dating violence, sexual assault, and stalking; and individuals and families who have the highest barriers to housing and are likely to be homeless the longest;
- (iv) Policies and procedures for assessing prioritizing and reassessing individuals' and families' needs for essential services related to emergency shelter;
- (v) Policies and procedures for coordination among emergency shelter providers, essential service providers, homelessness prevention, and rapid re-housing assistance providers; and mainstream service and housing providers (see 576.400(b) and (c) for a list of programs with which ESG-funded activities must be coordinated and integrated to the maximum extent practicable);
- (vi) Policies and procedures for determining and prioritizing which eligible families and individuals will receive homelessness prevention assistance and which eligible families and individuals will receive rapid re-housing assistance;
- (vii) Standards for determining what percentage or amount of rent and utilities costs each program participant must pay while receiving homelessness prevention or rapid re-housing assistance;
- (viii) Standards for determining how long a particular program participant will be provided with rental assistance and whether and how the amount of that assistance will be adjusted over time; and
- (ix) Standards for determining the type, amount, and duration of housing stabilization and/or relocation services to provide to a program participant, including the limits, if any, on the homelessness prevention or rapid re-housing assistance that each program participant may receive, such as the maximum amount of assistance, maximum number of months the program participant receives assistance; or the maximum number of times the program participant may receive assistance.

The following written guidelines were developed in consultation with the Coalition for the Homeless Houston/Harris County, the City of Houston, Harris County, and Fort Bend County.

**Fort Bend County, Texas
Emergency Solutions Grants Program
Written Standards**

I. Introduction

Fort Bend County has developed the following standards for providing assistance with Emergency Solutions Grants (ESG) funds as required by 24 CFR 576.400 (e). These are initial standards that have been created in coordination with the Houston/Harris County Continuum of Care which includes Harris County, the City of Houston, Fort Bend County and the City of Pasadena.

These standards represent goals for providing services for the community and the entire continuum, though the Fort Bend County expects that the standards will become more expansive as the Fort Bend County gains more experience with and collects more data from services provided with the Emergency Solutions Grants program. These standards are in accordance with the interim rule for the Emergency Solutions Grants Program released by the U.S. Department of Housing and Urban Development on December 4, 2011 and the final rule for the definition of homelessness also released by the U.S. Department of Housing and Urban Development on December 4, 2011.

II. Evaluating eligibility for families and individuals**Intake and Assessment**

Case managers will use the Continuum wide assessment tool to review client situation, understand eligibility and begin the process of determining length of assistance. Any client assessed for potential assistance with ESG funds must meet the criteria to become eligible for homelessness prevention or rapid re-housing assistance. Any new client entering into shelter must also undergo a complete assessment to understand client needs and barriers and match the client to the most appropriate services provider. The following outlines the individual characteristics of clients qualifying for homelessness prevention or rapid re-housing.

Homelessness Prevention

Any client receiving assistance must have proof of residence within the Fort Bend County service area.

Total household income must be below 30 percent of Area Family Income (AFI) for the area at initial assessment. Clients must provide documentation of household income, including documentation of unemployment and zero income affidavits for clients without income.

All clients must meet the following HUD criteria for defining at risk of homelessness for individuals or families, unaccompanied children and youth or families with children and youth where youth are defined as up to age 25:

- Has moved because of economic reasons 2 or more times during the 60 days immediately preceding application for assistance (Individuals and Families)
- Is living in the home of another because of economic hardship (Individuals and Families)

- Has been notified that their right to occupy their current housing or living situations will be terminated within 21 days after the date of application for assistance (Individuals and Families)
- Lives in a hotel or motel and the cost is not paid for by charitable organizations or by Federal, State, or local government programs for low-income individuals (Individuals and Families)
- Lives in an SRO or efficiency apartment unit in which there reside more than 2 persons or lives in a larger housing unit in which there reside more than one and a half persons per room (Individuals and Families)
- Is exiting a publicly funded institution or system of care (Individuals and Families)
- Otherwise lives in housing that has characteristics associated with instability and an increased risk of homelessness, as identified in Fort Bend County's approved Con Plan (Individuals and Families)
- A child or youth who does not qualify as homeless under the homeless definition, but qualifies as homeless under another Federal statute (Unaccompanied children and youth)
- An unaccompanied youth who does not qualify as homeless under the homeless definition, but qualifies as homeless under section 725(2) of the McKinney-Vento Homeless Assistance Act, and the parent(s) or guardian(s) or that child or youth if living with him or her. (Families with children and youth)

Individuals who fall under the HUD Category 2 or 3 for Homelessness also qualify for homelessness prevention assistance. Like those that fall under the At-Risk of Homelessness definition, clients must also live in the service area and qualify by income. The categories are listed below

Category 2 – Imminent risk of homelessness is an individual or family who will imminently lose their primary nighttime residence, provided that:

- Residence will be lost within 14 days of the date of application for homeless assistance;
- No subsequent residence has been identified; and
- The individual or family lacks the resources or support networks needed to obtain other permanent housing

Category 3 – Homeless under another federal statute includes unaccompanied youth under the age of 25 or families with children and youth, who do not otherwise qualify as under this definition but who:

- Are defined as homeless under another federal statute child or youth who does not qualify as homeless under the homeless definition, but qualifies as homeless under another Federal statute
- Have not had a lease, ownership interest, or occupancy agreement in permanent housing during the 60 days prior to the homeless assistance application;
- Have experienced persistent instability as measured by two moves or more during the preceding 60 days; and
- Can be expected to continue in such status for an extended period of time due to special needs or barriers.

Rapid Re-housing

Any client receiving rapid re-housing assistance must meet the HUD criteria for determining homelessness as either literally homeless, at imminent risk of homelessness, homeless under

another federal statute, or fleeing/attempting to flee domestic violence. The four categories are listed below:

Category 1 – Literally homeless is an individual or family who lacks a fixed, regular, and adequate nighttime residence, meaning:

- Has a primary nighttime residence that is a public or private place not meant for human habitation;
- Is living in a publicly or privately operated shelter designated to provide temporary living arrangements (including congregate shelters, transitional housing, and hotels and motels paid for by charitable organizations or by federal, state and local government programs); or
- Is exiting an institution where (s)he has resided for 90 days or less and who resided in an emergency shelter or place not meant for human habitation immediately before entering that institution

Category 4 – Fleeing domestic violence includes any individual or family who:

- Is fleeing, or is attempting to flee, domestic violence
- Has no other residence; and
- Lacks the resources or support networks to obtain other permanent housing

Shelter Clients

Homeless clients entering into the shelter system must meet the HUD criteria for homelessness as either literally homeless, at imminent risk of homelessness, homeless under another federal statute, or fleeing/attempting to flee domestic violence. Clients will be prioritized within the emergency shelter system based on need, available resources and geographic area.

III. Coordinating services

Coordination among providers

All ESG subrecipients (shelter, homelessness prevention and rapid re-housing providers) within the Houston/Harris County Continuum of Care service area are expected to work collaboratively to coordinate funding that addresses the needs of the entire continuum. To achieve these goals, Fort Bend County requires that all subrecipient service providers will:

- Participate in a coordinated assessment system, where client entry into the entire system can begin at any point. Service providers will use a common assessment tool that will allow providers to enter data on a client and provide transfer information when a client fits the services of another provider, without having to engage in another assessment. Reasons for client transfer can include better fit in a specialized program, the correct geographic service area, and available resources within the community.
- Establish a staff member as a point of contact for other case managers and members of the service provider continuum of care. The contact should be a position that sees little turnover and is familiar with organizational resources and up to date on current organizational capacity to accept and serve clients, such as a supervisor or manager. This contact should be able to provide information for other housing case managers on what current programs and resources are available to clients entering into the provider system through their organization. This contact will reduce or eliminate the need for clients to seek out additional assistance based on referrals from any ESG recipient agency.
- Attend all coordinated training for case managers within the homeless provider system. Each subrecipient is expected to send at least one staff member and share all lessons learned with all housing case management staff. Fort Bend County, in collaboration with the Coalition for the

Homeless Houston/Harris County, the City of Houston, Fort Bend County and the City of Pasadena, will coordinate training for ESG staff so that case clients within the region are receiving the same quality of service across providers. The members of the Continuum will also host regular meetings of subrecipient program staff to share best practices and engage in collective problem solving as the community works toward an integrated system for clients. Meetings will be facilitated by Coalition for the Homeless of Houston/Harris County staff.

Mainstream and targeted homeless providers

To encourage the coordination of existing services while limiting duplication of services and overlapping federally funded programs, Fort Bend County, with the Coalition for the Homeless for Houston/Harris County and both mainstream and targeted homelessness service providers will execute Memorandums of Understanding (MOUs) to streamline entry into programs and increase access to such services. The MOUs will vary from setting aside spots within other programs for ESG clients to providing direct access to and eliminating the need for reassessment into other programs.

IV. Client prioritization

Fort Bend County will use a shared assessment form that will target those clients with the most barriers to housing. Each barrier will have an allotment of points, and the higher score (and more barriers) the more likely the client will receive services. The assessment of barriers is based on an objective review of each client's current situation using the tool rather than the subjective opinion of a case manager assessing each client's needs. All clients must have a minimum score of ____ to receive assistance.

Homelessness prevention

Fort Bend County prioritizes clients who are currently in their own housing, especially families with young children who have limited housing options but high needs for homelessness prevention funding and are eligible for SSI/SSDI, victims of domestic abuse and/or youth.

Rapid re-housing

Fort Bend County anticipates targeting individuals and families eligible for SSI/SSDI, victims of domestic abuse and youth as the most likely recipients for rapid re-housing assistance.

V. Participant share

Fort Bend County will not have a minimum amount or percentage that will be applied to client contributions across all service providers. In addition, Fort Bend County will not allow providers to create a minimum participation amount for clients upon entry into any homelessness prevention or rapid re-housing program. Clients will be required to contribute a portion of their income in addition to their assistance once the client income has increased during program participation.

Once clients have an increase in income (access to additional resources, new or higher paying job within the household, etc.), Fort Bend County subrecipients must allow a client to receive three months of the increased income before requiring client contributions, as long as the period of service fits within the 24 month cap for assistance. Once clients have earned three months of additional income, on the fourth month the client is expected to contribute five percent of the cost of living expenses (rent and utilities, if both are being covered) for which they are receiving assistance. Clients may request a hardship waiver, through their case manager, to forgo the contribution that month. All hardship waivers must be reviewed and approved by a case management supervisor. If a client receives a hardship waiver, each month their situation will be reevaluated to begin contributions at five percent. Contributions will continue to increase by five percent each month but cannot exceed 30 percent of the client's adjusted monthly income. Clients may request a hardship waiver at any time, and will be asked to contribute at the amount for which the waiver was originally requested.

Duration and amount of assistance

Fort Bend County policy is that no provider may create limits for the amount of assistance that will be provided to clients. All subrecipients are expected to provide support to clients for the full time necessary to stabilize that client and provide for the likelihood of positive housing outcomes after assistance. Fort Bend County will not permit subrecipients to set their own maximum standards for assistance, recognizing that the amount of assistance and duration of assistance can vary substantially among clients. All case managers are required to re-evaluate clients based on the following schedule. At that time, a case manager may decide to extend, decrease or discontinue providing assistance.

Homelessness Prevention clients must have reassessments at a minimum every 3 months. To continue to receive assistance, clients must be at or below 30 % AFI.

Rapid Re-Housing clients must have reassessments at least annually, though case managers will be required to have regular home and office visits with clients, as described in the duration and amounts section.

A client is eligible to receive assistance up to the full 24 months in a 3 year period as determined by the certification process required for all ESG clients. Fort Bend County anticipates very few clients will need or be eligible to receive this level of assistance. It is the case manager's responsibility to document client need and ensure that ESG is the most appropriate assistance for this client.

Fort Bend County and all members of the Houston/Harris County continuum intend to update and refine the process once HMIS has more robust data specifically for ESG clients.

**Fort Bend County, Texas
Emergency Solutions Grants Program
Written Performance Standards**

The following outcomes were developed in consultation with the Coalition for the Homeless Houston/Harris County.

Emergency Shelter Outcomes

- Where did people exit to?
 - Short-Term Goal: Number and Percent of clients exiting to a known place, do not put Exit to Unknown.
 - Long-Term Goal: Tie renewal funding to successful exits.
 - Number and percent of people who were assisted in overcoming barriers to the next step of housing. Defined as: Obtaining identification, Documenting experience of domestic violence, Documenting homelessness, Documenting debilitating condition, Assisting with intake for: permanent supportive housing, rapid re-housing, or transitional housing.
 - Number and percent of people who increased income from entry to exit of program.

Emergency Shelter Outputs

- Case Management: Sessions of case management, differentiating phone visits and office visits.
- Shelter Bed Days: Length of stay in shelter per instance.
- Day Shelter: Unduplicated Clients served and Total Meals served.
- Domestic Violence: Unduplicated number of clients who received medical assessment.
- Shelter: Income upon entry, Income upon exit.

Homelessness Prevention

Community-Level Measure:

- How many clients who exited to permanent housing then reappeared in the shelter system.

Program-Level Measure:

- Number and percent of people who exited to each housing type.
- Number and percent of people who increased income from entry to exit.
- Number and percent of people who are still housed 30 days after exiting prevention program.

Program-Level Output:

- Length of stay in service.
- Other supportive mainstream and homeless services accessed.
- Case Management: Sessions of case management, differentiating phone visits, home visits, and office visits.

Rapid Re-Housing

Community-Level Measure:

- How many clients who exited to permanent housing then reappeared in the shelter system.

Program-Level Outcome Measure:

- Number and percent of people who exited to each housing type.
- Number and percent of people who increased income from entry to exit.
- Number and percent of people who are still housed 30 days after exiting prevention program.

Program-Level Output:

- Length of stay in service.
- Other supportive mainstream and homeless services accessed.
- Case Management: Sessions of case management, differentiating phone visits, home visits, and office visits.

HMIS Administration

Outputs

- Number of unique staff provided training.
- Add question about data quality/scrubbing. Alerting recipients of problems with data.

Outcomes

- Number and percent of ESG subrecipients who have received HMIS training.
- Number and percent of Issue Track requests resolved within 48 hours.