

REVIEW BY FORT BEND COUNTY COMMISSIONERS COURT

13 Q

On this 14 day of JANUARY, 2014, Commissioners Court came on to be heard and reviewed the accompanying notice of W.W. PAYTON CORPORATION

Job Location HARLEM ROAD


Dated 01/06/14 Bond No. 46BSBGJ8112, Permit No. 84484 to make use of certain Fort Bend County property subject to, "A Revised Order Regulating the Laying, Construction, Maintenance, and Repair of Buried Cables, Conduits, and Pole Lines, In, Under, Across or Along Roads, Streets, Highways, and Drainage Ditches in Fort Bend County, Texas, Under the Jurisdiction of the Commissioners Court of Fort Bend County, Texas," as passed by the Commissioners Court of Fort Bend County, Texas, date the 3rd day of August, 1987, recorded in Volume _____ of the Minutes of the Commissioners Court of Fort Bend County, Texas, to the extent that such order is not inconsistent with Article 1436a, Vernon's Texas Civil Statutes. Upon Motion of Commissioner Meyers, seconded by Commissioner Morrison, duly put and carried, it is ORDERED, ADJUDGED AND DECREED that said notice of said above purpose is hereby acknowledged by the Commissioners Court of Fort Bend County, Texas, and that said notice be placed on record according to the regulation order thereof.

Notes:

1. Evidence of review by the Commissioners Court must be kept on the job site and failure to do so constitutes grounds for job shutdown.
2. Written notices are required:
 - a. 48 hours in advance of construction start up, and
 - b. When construction is completed and ready for final inspection

Mail notices to: Permit Administrator
Fort Bend County Engineering
301 JACKSON STREET
RICHMOND, Texas 77469
281-633-7500

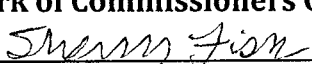
3. This permit expires one (1) year from date of permit if construction has not commenced.

By 
County Engineer

By N/A
Drainage District Engineer/Manager

Presented to Commissioners Court and approved.

Recorded in Volume 1-14-14
Minutes of Commissioners Court.

Clerk of Commissioners Court
By 
Deputy

**PERFORMANCE BOND COVERING ALL CABLE, CONDUIT AND/OR POLE LINE
ACTIVITY IN, UNDER, ACROSS OR ALONG FORT BEND COUNTY ROAD, COMMERCIAL
DRIVEWAY AND MEDIAN OPENINGS OR MODIFICATIONS**

AUTHORIZED

BOND NO 46BSBGJ8112

THE STATE OF TEXAS

§

KNOW ALL MEN BY THESE PRESENTS:

COUNTY OF FORT BEND

§

THAT WE, W. W. PAYTON CORPORATION whose
address is P.O. BOX 1056, KATY, TX 77492-1056 Texas, hereinafter called the Principal,
And HARTFORD CASUALTY INSURANCE COMPANY, a Corporation existing under and by virtue of
the laws of the state of INDIANA and authorized to do an indemnifying business in the state of Texas, and whose
principal office is located at ONE HARTFORD PLAZA, HARTFORD, CT 06155-0001, whose officer residing
in the State of Texas, authorized to accept service in all suits and actions brought whining said state is MICHAEL HEIDRICK and
Whose address is 3000 INTERNET BLVD., #600, FRISCO, TX 75034-1991, hereinafter called the Surety, and held and
firmly bound unto, Robert e. Hebert, County Judge of Fort Bend County, Texas, or his successors in office, in the full sum
of FIVE THOUSAND AND NO/100 Dollars (\$ 5,000.00) current, lawful money of the United States of
America, to be paid to said Robert E. Hebert, County Judge of Fort Bend County, Texas, or his successors in office, to
which payment well and truly to be made and done, we, the undersigned, bind ourselves and each of us, our heirs,
executors, administrators, successors, assigns, and legal representatives, jointly and severally, by these presents.

THE CONDITION OF THIS BOND IS SUCH THAT, WHEREAS, the above bounden principal contemplates
laying, constructing, maintaining and/or repairing one or more cables, conduits, and/or pole lines in, under, across and/or
along roads, streets and highways, commercial driveway and median openings or modifications in the County of Fort
Bend, and the State of Texas, under the jurisdiction of the Commissioners' Court of Fort Bend County, Texas, pursuant to
the Commissioners' Court order adopted on the 1st day of December, A.D. 1980, recorded in Volume 13, of the
Commissioners' Court Minutes of Fort Bend County, Texas, regulating same, which Commissioners' Court order is hereby
referred to and made a part hereof for all purposes as though fully set out herein;

AND WHEREAS, the principal desires to provide Fort Bend County with a performance bond covering all such
cable, conduit and/or pole line activity, commercial driveway and median openings or modifications;

NOW, THEREFORE, if the above bounden principal shall faithfully perform all its cable, conduit and/or pole line
activity (including, but not limited to the laying, construction, maintenance and/or repair of cables, conduits and/or pole
lines) in, under, across and/or along roads, streets and highways, commercial driveway and median openings or
modifications in the County of Fort Bend and State of Texas, under the jurisdiction of the Commissioners Court of Fort
Bend County, Texas, pursuant to and in accordance with minimum requirements and conditions of the above mentioned
Commissioners' Court order set forth and specified to be by said principal done and performed, at the time and in the
manner therein specified, and shall pay over and make good and reimburse Fort Bend County, all loss and damages which
Fort Bend County may sustain by reason of any failure or default on the part of said principal, then this obligation shall be
null and void, otherwise to remain in full force and effect.

This bond is payable at the County Courthouse in the County of Fort Bend and State of Texas.

It is understood that at any time Fort Bend County deems itself insecure under this bond, it may require further
and/or additional bonds of the principal.

EXECUTED this 17th day of OCTOBER, 2013.

W. W. PAYTON CORPORATION
PRINCIPAL


BY WESLEY W. PAYTON, PRESIDENT

HARTFORD CASUALTY INSURANCE COMPANY
SURETY


BY MICHAEL COLE, ATTORNEY-IN-FACT

Direct Inquiries/Claims to:

THE HARTFORD

Bond T-4
One Hartford Plaza
Hartford, Connecticut 06155
call: 888-266-3488 or fax: 860-757-5835

POWER OF ATTORNEY

Agency Code: 61-610074

KNOW ALL PERSONS BY THESE PRESENTS THAT:

- ☒ Hartford Fire Insurance Company, a corporation duly organized under the laws of the State of Connecticut
☒ Hartford Casualty Insurance Company, a corporation duly organized under the laws of the State of Indiana
☒ Hartford Accident and Indemnity Company, a corporation duly organized under the laws of the State of Connecticut
☐ Hartford Underwriters Insurance Company, a corporation duly organized under the laws of the State of Connecticut
☐ Twin City Fire Insurance Company, a corporation duly organized under the laws of the State of Indiana
☐ Hartford Insurance Company of Illinois, a corporation duly organized under the laws of the State of Illinois
☐ Hartford Insurance Company of the Midwest, a corporation duly organized under the laws of the State of Indiana
☐ Hartford Insurance Company of the Southeast, a corporation duly organized under the laws of the State of Florida

having their home office in Hartford, Connecticut (hereinafter collectively referred to as the "Companies") do hereby make, constitute and appoint, **up to the amount of Unlimited** :

Andrew J. Janda, C. W. Adams, Sue Kohler, Leland L. Rauch, Sharon Cavanaugh, Cheryl R. Colson, Michael Cole, Kurt A. Risk, James W. Tomforde, Harlan Berger of HOUSTON, Texas

their true and lawful Attorney(s)-in-Fact, each in their separate capacity if more than one is named above, to sign its name as surety(ies) only as delineated above by ☒, and to execute, seal and acknowledge any and all bonds, undertakings, contracts and other written instruments in the nature thereof, on behalf of the Companies in their business of guaranteeing the fidelity of persons, guaranteeing the performance of contracts and executing or guaranteeing bonds and undertakings required or permitted in any actions or proceedings allowed by law.

In Witness Whereof, and as authorized by a Resolution of the Board of Directors of the Companies on August 1, 2009, the Companies have caused these presents to be signed by its Vice President and its corporate seals to be hereto affixed, duly attested by its Assistant Secretary. Further, pursuant to Resolution of the Board of Directors of the Companies, the Companies hereby unambiguously affirm that they are and will be bound by any mechanically applied signatures applied to this Power of Attorney.



Wesley W. Cowling

Wesley W. Cowling, Assistant Secretary

M. Ross Fisher

M. Ross Fisher, Vice President

STATE OF CONNECTICUT }
COUNTY OF HARTFORD } ss. Hartford

On this 12th day of July, 2012, before me personally came M. Ross Fisher, to me known, who being by me duly sworn, did depose and say: that he resides in the County of Hartford, State of Connecticut; that he is the Vice President of the Companies, the corporations described in and which executed the above instrument; that he knows the seals of the said corporations; that the seals affixed to the said instrument are such corporate seals; that they were so affixed by authority of the Boards of Directors of said corporations and that he signed his name thereto by like authority.



CERTIFICATE

Kathleen T. Maynard

Kathleen T. Maynard
Notary Public

My Commission Expires July 31, 2016

I, the undersigned, Vice President of the Companies, DO HEREBY CERTIFY that the above and foregoing is a true and correct copy of the Power of Attorney executed by said Companies, which is still in full force effective as of October 17, 2013.

Signed and sealed at the City of Hartford.



Gary W. Stumper

Gary W. Stumper, Vice President



Claims Inquiries Notice

Hartford Fire Insurance Company
Hartford Casualty Insurance Company
Hartford Accident and Indemnity Company
Hartford Underwriters Insurance Company

Twin City Insurance Company
Hartford Insurance Company of Illinois
Hartford Insurance Company of the Midwest
Hartford Insurance Company of the Southwest

Please address inquiries regarding **Claims** for all surety and fidelity products issued by The Hartford's underwriting companies to the following:

Phone Number : 888-266-3488
Fax – Claims : 860-757-5835 or 860-221-3965
E-mail : bond.claims@thehartford.com

Mailing Address : The Hartford
BOND, T-4
One Hartford Plaza
Hartford, CT 06155

IMPORTANT NOTICE

To obtain information or make a complaint:

You may contact your agent.

You may call Hartford Insurance Group at the toll free telephone number for information or to make a complaint at:

1-800-392-7805

You may also write to The Hartford:

The Hartford
Hartford Financial Products
2 Park Avenue, 5th Floor
New York, New York 10016
1-212-277-0400

You may contact the Texas Department of Insurance to obtain information on companies, coverages, rights or complaints at:

1-800-252-3439

You may write the Texas Department of Insurance

P.O. Box 149104
Austin, TX 78714-9104
Fax Number (512) 475-1771
Web: <http://www.tdi.state.tx.us>
E-mail: ConsumerProtection@tdi.state.tx.us

PREMIUM OR CLAIMS DISPUTES: Should you have a dispute concerning your premium or about a claim you should contact the agent first. If the dispute is not resolved, you may contact the Texas Department of Insurance.

ATTACH THIS NOTICE TO YOUR POLICY: This notice is for your information only and does not become a part or condition of the attached document.

AVISO IMPORTANTE

Para obtener informacion o para someter una queja.

Puede comunicarse con su agente.

Usted puede llamar al numero de telefono gratis de The Hartford Insurance Group para indormacion o para someter una queja al

1-800-392-7805

Usted tambien puede escribir a The Hartford.

The Hartford
Hartford Financial Products
2 Park Avenue, 5th Floor
New York, New York 10016
1-212-277-0400

Puede comunicarse con el Departamento de Seguros de Texas para obtener informacion acerca de compañías, coberturas, derechos o quejas al:

1-800-252-3439

Puede escribir al Departamento de Seguros de Texas

P.O. Box 149104
Austin, TX 78714-9104
Fax Number (512) 475-1771
Web: <http://www.tdi.state.tx.us>
E-mail: ConsumerProtection@tdi.state.tx.us

DISPUTAS SOBRE PRIMAS O RECLAMOS: Si tiene una disputa concerniente a su prima o a un reclamo, debe comunicarse con su agente primero. Si no se resuelve la disputa, puede entonces comunicarse con el departamento (TDI).

UNA ESTE AVISO A SU POLIZA: Este aviso es solo para proposito de informacion y no se convierte en parte o condicion del documento adjunto.

COUNTY OF FORT BEND

Engineering Department

301 JACKSON STREET
RICHMOND, Texas 77469

Johnny Ortega
Permit Administrator

1124 Blume Road
Phone: (281) 633-7500

PERMIT APPLICATION REVIEW FORM FOR CABLE, CONDUIT, AND POLE LINE ACTIVITY IN FORT BEND COUNTY

PERMIT NO. 771184

The following "Notice of Proposed Cable, Conduit, and/or Pole Line activity in Fort Bend County" and accompanying attachments have been reviewed and the notice conforms to appropriate regulations set by Commissioner's Court of Fort Bend County, Texas.

 X (1) Complete Application Form.

 X a. Name of road, street, and/or drainage ditch affected.

 X b. Vicinity map showing course of direction.

 X c. Plans and specifications.

 X (2) Bond:

 District Attorney, approval when applicable.

 Perpetual bond currently posted.

 No. _____

 Amount _____

 X Performance bond submitted.

 No. 46BSBGJ8112

 Amount \$5,000.00

 Cashier's Check.

 No. _____

 Amount _____

 (3) Verbal permission given for emergencies, to start construction before approved in Commissioner's Court.


 Precinct Engineer Acknowledgment _____ Date _____

 Precinct Commissioner Acknowledgment _____ Date _____

 (4) _____

 Drainage District Approval when applicable

We have reviewed this project and agree it meets minimum requirements.


Johnny Ortega CFM, Permit Administrator
(REVISED 5/30/08)

01/06/2014
Date

**FORT BEND COUNTY ENGINEERING
PERMIT DEPARTMENT**
CONSTRUCTION OF DRIVEWAYS AND CULVERTS ON COUNTY EASEMENTS AND RIGHT OF WAYS
COMMERCIAL PIPE PERMIT APPLICATION
Physical: 1124 Blume Road, Rosenberg, Texas 77471
Mailing: 301 Jackson St., Richmond, Texas 77469
(Phone) 281-633-7502 or 7503 • (Fax) 281-633-7545
www.FortBendCountyTx.gov

APPLICANT INFORMATION

Application No. 84484
(County Use Only)

Applicant Name W. W. Payton Corporation
Applicant Mailing Address P.O. Box 1056
City Katy State Texas Zip 77492-1056
Work Phone (281) 371-7068 Daytime Phone (713) 823-2095
Property Owner's Name Grand Mission MUD #1 c/o Jones & Carter Phone (713) 777-5337
Property Owner's Mailing Address 6335 Gulfton Drive, Suite 100
City Houston State Texas Zip 77081

LOCATION OF PROPERTY

Subdivision --- Sec --- Lot --- Blk ---
Physical Address 7640 Harlem Road - Richmond, Texas 77469

(ATTACH A SITE MAP)

SITE USE

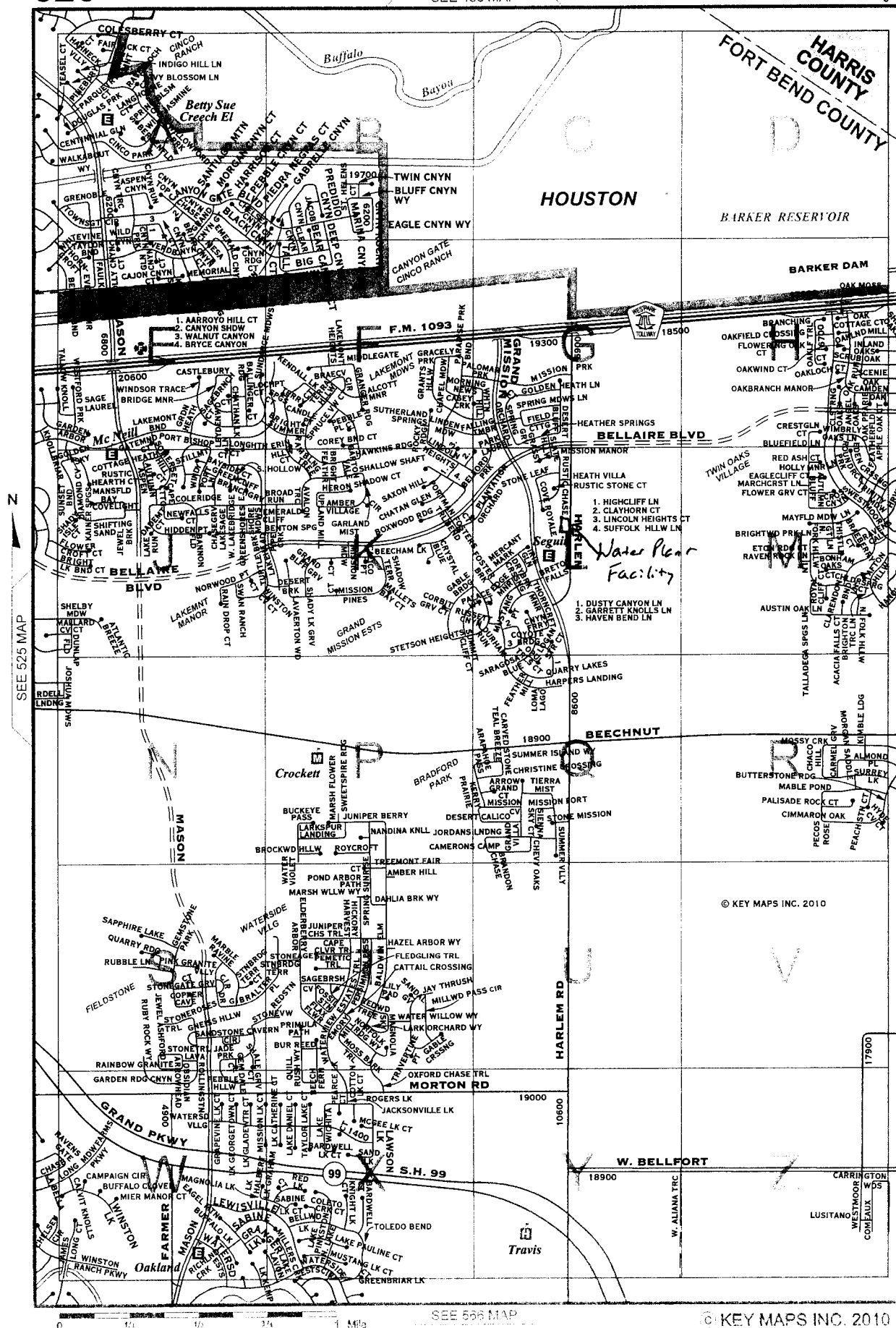
Driveway Curb & Gutter Section ☐ Driveway - Open Ditch Section ☒ 36 LI
Culvert Only ☐ Other ☐

Length 20' minimum and 40' maximum Number of drives 2
(See - Fort Bend County Procedures to be followed for Commercial Driveway, and Median Openings or Modifications)
Available on web site: www.FortBendCountyTx.gov

Does project comply with Fort Bend County Lighting Regulations Yes (☒) No (☐)
(See: Fort Bend County Outdoor Lighting Regulations on website: www.FortBendCountyTx.gov)

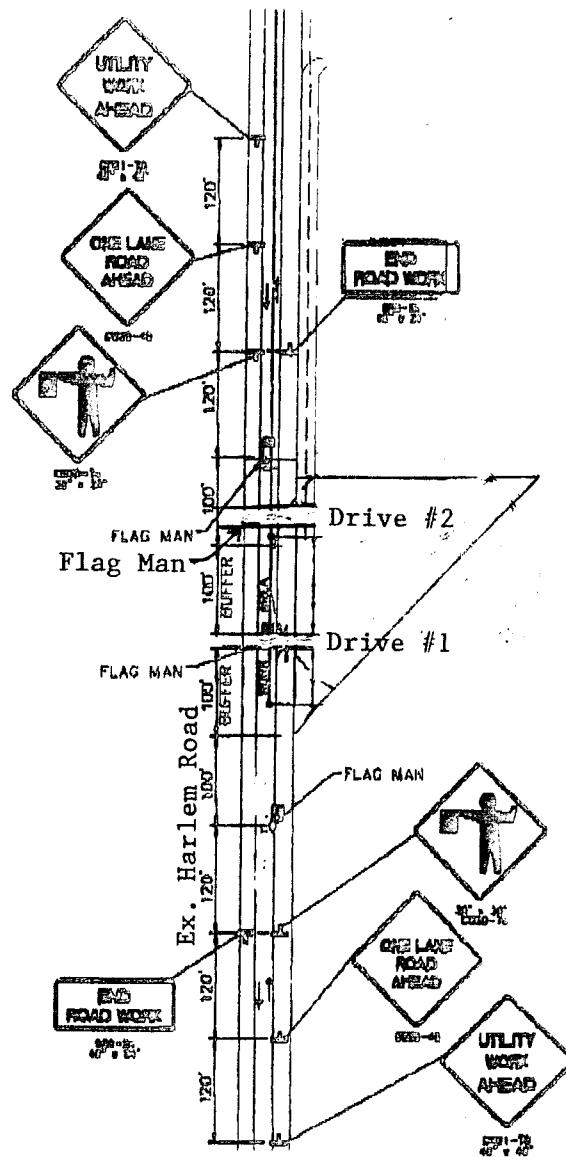
- By signing and submitting this permit application, I am stating that I am the owner of this property and I am aware of and agree to abide by the Fort Bend County Regulations of Subdivisions and I am aware of Section 2, Item F in the Permits for the Construction of Driveways & Culverts on County Easements and Right of Ways in Fort Bend County, and am responsible to obtain all other required permits associated with the above mentioned property. Driveway and Pipe Permits shall provide that construction pursuant to the permit will be commenced within six months and be completed within nine months from the date of the permit and that fees collected for said permits shall not be refundable or transferable. I further understand the permit fee, in the form of CASH or PERSONAL CHECK or COMPANY CHECK or a CASHIERS CHECK or MONEY ORDER payable to FORT BEND COUNTY, must be attached.
- The undersigned applicant, agent or attorney hereby certifies to Commissioners' Court to be strictly bound to Commissioners' Court to construct the driveway and/or culvert in strict conformity with the plans, specifications, terms, provisions and conditions of the permit and any other written material incorporated by reference in this application.
- Other permits may be required for development. Please contact the Fort Bend County Road & Bridge Department for pipe sizing or the Fort Bend County Health Department for information on On-Site Sewage Facility permits prior to planning construction.
- Failure to possess or obtain required permits will result in legal action against the property owner as allowed by law.

Eric A. Sliva 11/3/2014
Signature of Applicant, Agent or Attorney Date
Eric A. Sliva
Printed Name



Grand Mission M.U.D. No. 1
Water Plant No. 1 - Phase 2 Expansion
Payton Job NO. 465

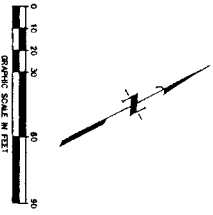
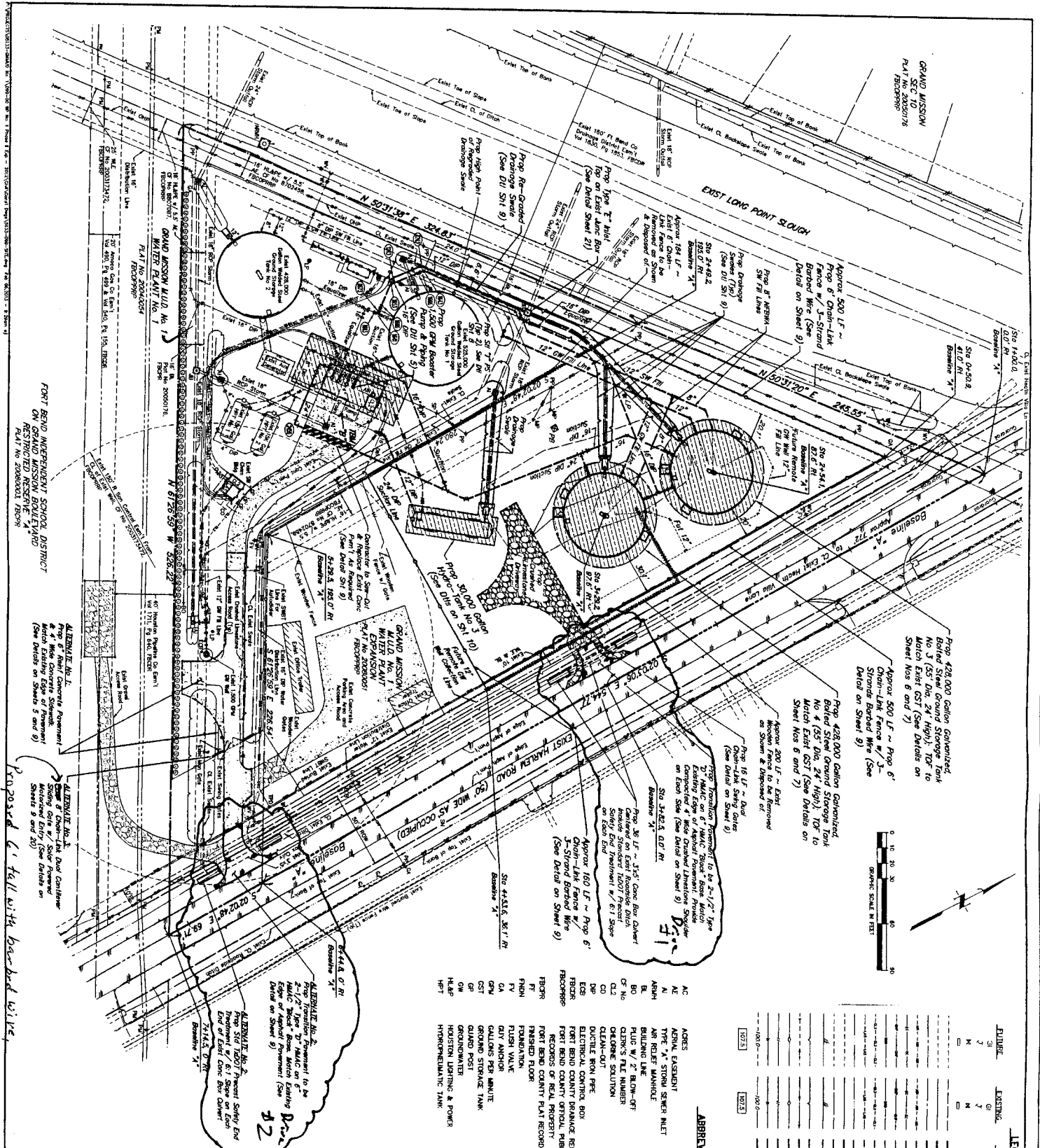
7640 Harlem Road
Richmond, Texas 77081



Grand Mission M.U.D. No. 1
Water Plant No. 1

Traffic Control Plan

7640 Harlem Road
Richmond, Texas 77469



LEGEND		
SYMBOL	EXISTING	PROPOSED
3"	Ø	Ø
4"	Ø	Ø
6"	Ø	Ø
8"	Ø	Ø
10"	Ø	Ø
12"	Ø	Ø
14"	Ø	Ø
16"	Ø	Ø
18"	Ø	Ø
20"	Ø	Ø
24"	Ø	Ø
30"	Ø	Ø
36"	Ø	Ø
42"	Ø	Ø
48"	Ø	Ø
54"	Ø	Ø
60"	Ø	Ø
66"	Ø	Ø
72"	Ø	Ø
78"	Ø	Ø
84"	Ø	Ø
90"	Ø	Ø
96"	Ø	Ø
102"	Ø	Ø
108"	Ø	Ø
114"	Ø	Ø
120"	Ø	Ø
126"	Ø	Ø
132"	Ø	Ø
138"	Ø	Ø
144"	Ø	Ø
150"	Ø	Ø
156"	Ø	Ø
162"	Ø	Ø
168"	Ø	Ø
174"	Ø	Ø
180"	Ø	Ø
186"	Ø	Ø
192"	Ø	Ø
198"	Ø	Ø
204"	Ø	Ø
210"	Ø	Ø
216"	Ø	Ø
222"	Ø	Ø
228"	Ø	Ø
234"	Ø	Ø
240"	Ø	Ø
246"	Ø	Ø
252"	Ø	Ø
258"	Ø	Ø
264"	Ø	Ø
270"	Ø	Ø
276"	Ø	Ø
282"	Ø	Ø
288"	Ø	Ø
294"	Ø	Ø
300"	Ø	Ø
306"	Ø	Ø
312"	Ø	Ø
318"	Ø	Ø
324"	Ø	Ø
330"	Ø	Ø
336"	Ø	Ø
342"	Ø	Ø
348"	Ø	Ø
354"	Ø	Ø
360"	Ø	Ø
366"	Ø	Ø
372"	Ø	Ø
378"	Ø	Ø
384"	Ø	Ø
390"	Ø	Ø
396"	Ø	Ø
402"	Ø	Ø
408"	Ø	Ø
414"	Ø	Ø
420"	Ø	Ø
426"	Ø	Ø
432"	Ø	Ø
438"	Ø	Ø
444"	Ø	Ø
450"	Ø	Ø
456"	Ø	Ø
462"	Ø	Ø
468"	Ø	Ø
474"	Ø	Ø
480"	Ø	Ø
486"	Ø	Ø
492"	Ø	Ø
498"	Ø	Ø
504"	Ø	Ø
510"	Ø	Ø
516"	Ø	Ø
522"	Ø	Ø
528"	Ø	Ø
534"	Ø	Ø
540"	Ø	Ø
546"	Ø	Ø
552"	Ø	Ø
558"	Ø	Ø
564"	Ø	Ø
570"	Ø	Ø
576"	Ø	Ø
582"	Ø	Ø
588"	Ø	Ø
594"	Ø	Ø
600"	Ø	Ø
606"	Ø	Ø
612"	Ø	Ø
618"	Ø	Ø
624"	Ø	Ø
630"	Ø	Ø
636"	Ø	Ø
642"	Ø	Ø
648"	Ø	Ø
654"	Ø	Ø
660"	Ø	Ø
666"	Ø	Ø
672"	Ø	Ø
678"	Ø	Ø
684"	Ø	Ø
690"	Ø	Ø
696"	Ø	Ø
702"	Ø	Ø
708"	Ø	Ø
714"	Ø	Ø
720"	Ø	Ø
726"	Ø	Ø
732"	Ø	Ø
738"	Ø	Ø
744"	Ø	Ø
750"	Ø	Ø
756"	Ø	Ø
762"	Ø	Ø
768"	Ø	Ø
774"	Ø	Ø
780"	Ø	Ø
786"	Ø	Ø
792"	Ø	Ø
798"	Ø	Ø
804"	Ø	Ø
810"	Ø	Ø
816"	Ø	Ø
822"	Ø	Ø
828"	Ø	Ø
834"	Ø	Ø
840"	Ø	Ø
846"	Ø	Ø
852"	Ø	Ø
858"	Ø	Ø
864"	Ø	Ø
870"	Ø	Ø
876"	Ø	Ø
882"	Ø	Ø
888"	Ø	Ø
894"	Ø	Ø
900"	Ø	Ø
906"	Ø	Ø
912"	Ø	Ø
918"	Ø	Ø
924"	Ø	Ø
930"	Ø	Ø
936"	Ø	Ø
942"	Ø	Ø
948"	Ø	Ø
954"	Ø	Ø
960"	Ø	Ø
966"	Ø	Ø
972"	Ø	Ø
978"	Ø	Ø
984"	Ø	Ø
990"	Ø	Ø
996"	Ø	Ø
1002"	Ø	Ø
1008"	Ø	Ø
1014"	Ø	Ø
1020"	Ø	Ø
1026"	Ø	Ø
1032"	Ø	Ø
1038"	Ø	Ø
1044"	Ø	Ø
1050"	Ø	Ø
1056"	Ø	Ø
1062"	Ø	Ø
1068"	Ø	Ø
1074"	Ø	Ø
1080"	Ø	Ø
1086"	Ø	Ø
1092"	Ø	Ø
1098"	Ø	Ø
1104"	Ø	Ø
1110"	Ø	Ø
1116"	Ø	Ø
1122"	Ø	Ø
1128"	Ø	Ø
1134"	Ø	Ø
1140"	Ø	Ø
1146"	Ø	Ø
1152"	Ø	Ø
1158"	Ø	Ø
1164"	Ø	Ø
1170"	Ø	Ø
1176"	Ø	Ø
1182"	Ø	Ø
1188"	Ø	Ø
1194"	Ø	Ø
1200"	Ø	Ø
1206"	Ø	Ø
1212"	Ø	Ø
1218"	Ø	Ø
1224"	Ø	Ø
1230"	Ø	Ø
1236"	Ø	Ø
1242"	Ø	Ø
1248"	Ø	Ø
1254"	Ø	Ø
1260"	Ø	Ø
1266"	Ø	Ø
1272"	Ø	Ø
1278"	Ø	Ø
1284"	Ø	Ø
1290"	Ø	Ø
1296"	Ø	Ø
1302"	Ø	Ø
1308"	Ø	Ø
1314"	Ø	Ø
1320"	Ø	Ø
1326"	Ø	Ø
1332"	Ø	Ø
1338"	Ø	Ø
1344"	Ø	Ø
1350"	Ø	Ø
1356"	Ø	Ø
1362"	Ø	Ø
1368"	Ø	Ø
1374"	Ø	Ø
1380"	Ø	Ø
1386"	Ø	Ø
1392"	Ø	Ø
1398"	Ø	Ø
1404"	Ø	Ø
1410"	Ø	Ø
1416"	Ø	Ø
1422"	Ø	Ø
1428"	Ø	Ø
1434"	Ø	Ø
1440"	Ø	Ø
1446"	Ø	Ø
1452"	Ø	Ø
1458"	Ø	Ø
1464"	Ø	Ø
1470"	Ø	Ø
1476"	Ø	Ø
1482"	Ø	Ø
1488"	Ø	Ø
1494"	Ø	Ø
1500"	Ø	Ø
1506"	Ø	Ø
1512"	Ø	Ø
1518"	Ø	Ø
1524"	Ø	Ø
1530"	Ø	Ø
1536"	Ø	Ø
1542"	Ø	Ø
1548"	Ø	Ø
1554"	Ø	Ø
1560"	Ø	Ø
1566"	Ø	Ø
1572"	Ø	Ø
1578"	Ø	Ø
1584"	Ø	Ø
1590"	Ø	Ø
1596"	Ø	Ø
1602"	Ø	Ø
1608"	Ø	Ø
1614"	Ø	Ø
1620"	Ø	Ø
1626"	Ø	Ø
1632"	Ø	Ø
1638"	Ø	Ø
1644"	Ø	Ø
1650"	Ø	Ø
1656"	Ø	Ø
1662"	Ø	Ø
1668"	Ø	Ø
1674"	Ø	Ø
1680"	Ø	Ø
1686"	Ø	Ø
1692"	Ø	Ø
1698"	Ø	Ø
1704"	Ø	Ø
1710"	Ø	Ø
1716"	Ø	Ø
1722"	Ø	Ø
1728"	Ø	Ø
1734"	Ø	Ø
1740"	Ø	Ø
1746"	Ø	Ø
1752"	Ø	Ø
1758"	Ø	Ø
1764"	Ø	Ø
1770"	Ø	Ø
1776"	Ø	Ø
1782"	Ø	Ø
1788"	Ø	Ø
1794"	Ø	Ø
1800"	Ø	Ø
1806"	Ø	Ø
1812"	Ø	Ø
1818"	Ø	Ø
1824"	Ø	Ø
1830"	Ø	Ø
1836"	Ø	Ø
1842"	Ø	Ø
1848"	Ø	Ø
1854"	Ø	Ø
1860"	Ø	Ø
1866"	Ø	Ø
1872"	Ø	Ø
1878"	Ø	Ø
1884"	Ø	Ø
1890"	Ø	Ø
1896"	Ø	Ø
1902"	Ø	Ø
1908"	Ø	Ø
1914"	Ø	Ø
1920"	Ø	Ø
1926"	Ø	Ø
1932"	Ø	Ø
1938"	Ø	Ø
1944"	Ø	Ø
1950"	Ø	Ø
1956"	Ø	Ø
1962"	Ø	Ø
1968"	Ø	Ø
1974"	Ø	Ø
1980"	Ø	Ø
1986"	Ø	Ø
1992"	Ø	Ø
1998"	Ø	Ø
2004"	Ø	Ø
2010"	Ø	Ø
2016"	Ø	Ø
2022"	Ø	Ø
2028"	Ø	Ø
2034"	Ø	Ø
2040"	Ø	Ø
2046"	Ø	Ø
2052"	Ø	Ø
2058"	Ø	Ø
2064"	Ø	Ø
2070"	Ø	Ø
2076"	Ø	Ø
2082"	Ø	Ø
2088"	Ø	Ø
2094"	Ø	Ø
2100"	Ø	Ø
2106"	Ø	Ø
2112"	Ø	Ø
2118"	Ø	Ø
2124"	Ø	Ø
2130"	Ø	Ø
2136"	Ø	Ø
2142"	Ø	Ø
2148"	Ø	Ø
2154"	Ø	Ø
2160"	Ø	Ø
2166"	Ø	Ø
2172"	Ø	Ø
2178"	Ø	Ø
2184"	Ø	Ø
2190"	Ø	Ø
2196"	Ø	Ø
2202"	Ø	Ø
2208"	Ø	Ø
2214"	Ø	Ø
2220"	Ø	Ø
2226"	Ø	Ø
2232"	Ø	Ø
2238"	Ø	Ø
2244"	Ø	Ø
2250"	Ø	Ø
2256"	Ø	Ø
2262"	Ø	Ø
2268"	Ø	Ø
2274"	Ø	Ø
2280"	Ø	Ø
2286"	Ø	Ø
2292"	Ø	Ø
2298"	Ø	Ø
2304"	Ø	Ø
2310"	Ø	Ø
2316"	Ø	Ø
2322"	Ø	Ø
2328"	Ø	Ø
2334"	Ø	Ø
2340"	Ø	Ø
2346"	Ø	Ø
2352"	Ø	Ø
2358"	Ø	Ø
2364"	Ø	Ø
2370"	Ø	Ø
2376"	Ø	Ø
2382"	Ø	Ø
2388"	Ø	Ø
2394"	Ø	Ø
2400"	Ø	Ø
2406"	Ø	Ø
2412"	Ø	Ø
2418"	Ø	Ø
2424"	Ø	Ø
2430"	Ø	Ø
2436"	Ø	Ø
2442"	Ø	Ø
2448"	Ø	Ø
2454"	Ø	Ø
2460"	Ø	Ø
2466"	Ø	Ø
2472"	Ø	Ø
2478"	Ø	Ø
2484"	Ø	Ø
2490"	Ø	Ø
2496"	Ø	Ø
2502"	Ø	Ø
2508"	Ø	Ø
2514"	Ø	Ø
2520"	Ø	Ø
2526"	Ø	Ø
2532"	Ø	Ø
2538"	Ø	Ø
2544"	Ø	Ø
2550"	Ø	Ø
2556"	Ø	Ø
2562"	Ø	Ø
2568"	Ø	Ø
2574"	Ø	Ø
2580"	Ø	Ø
2586"	Ø	Ø
2592"	Ø	Ø
2598"	Ø	Ø
2604"	Ø	Ø
2610"	Ø	Ø
2616"	Ø	Ø
2622"	Ø	Ø
2628"	Ø	Ø
2634"	Ø	Ø
2640"	Ø	Ø
2646"	Ø	Ø
2652"	Ø	Ø
2658"	Ø	Ø
2664"	Ø	Ø
2670"	Ø	Ø
2676"	Ø	Ø
2682"	Ø	Ø
2688"	Ø	Ø
2694"	Ø	Ø
2700"	Ø	Ø
2706"	Ø	Ø
2712"	Ø	Ø
2718"	Ø	Ø
2724"	Ø	Ø
2730"	Ø	Ø
2736"	Ø	Ø
2742"	Ø	Ø
2748"	Ø	Ø
2754"	Ø	Ø
2760"	Ø	Ø
2766"	Ø	Ø
2772"	Ø	Ø
2778"	Ø	Ø
2784"	Ø	Ø
2790"	Ø	Ø
2796"	Ø	Ø
2802"	Ø	Ø
2808"	Ø	Ø
2814"	Ø	Ø
2820"	Ø	Ø
2826"	Ø	Ø
2832"	Ø	Ø
2838"	Ø	Ø
2844"	Ø	Ø
2850"	Ø	Ø
2856"	Ø	Ø
2862"	Ø	Ø
2868"	Ø	Ø
2874"	Ø	Ø
2880"	Ø	Ø
2886"	Ø	Ø
2892"	Ø	Ø
2898"	Ø	Ø
2904"	Ø	Ø
2910"	Ø	Ø
2916"	Ø	

BOOSTER PUMP ACCESSORY CHART.

1. Exh. 20" Vertical Stand Booster Pump Can w/ 16" Suction Bell, FJ and Bolted Cover. Pits. Pressure Test Can to Verify There Are No Leaks Prior to Installing Proposed Pump.
2. 1/2" Air Release Valve, AECO Model No. 25. Connect to Exh. 20" Suction Bell. (See Detail Screen on Discharge and Shut-Off Bell Valve Connect to Exh. 20" Suction Bell Can and Attach to Discharge Head.)
3. 1,500-GPM Vertical Turbine Booster Pump No. 4 w/ 75-HP Motor.
4. 3/4" Sample Tap Assembly (See Detail).
5. Pressure Gauge (0-100 psi) w/ Shut-Off Bell Valve.
6. Pressure Gauge (0-30 psi) w/ Shut-Off Bell Valve.

PIPING CHART.

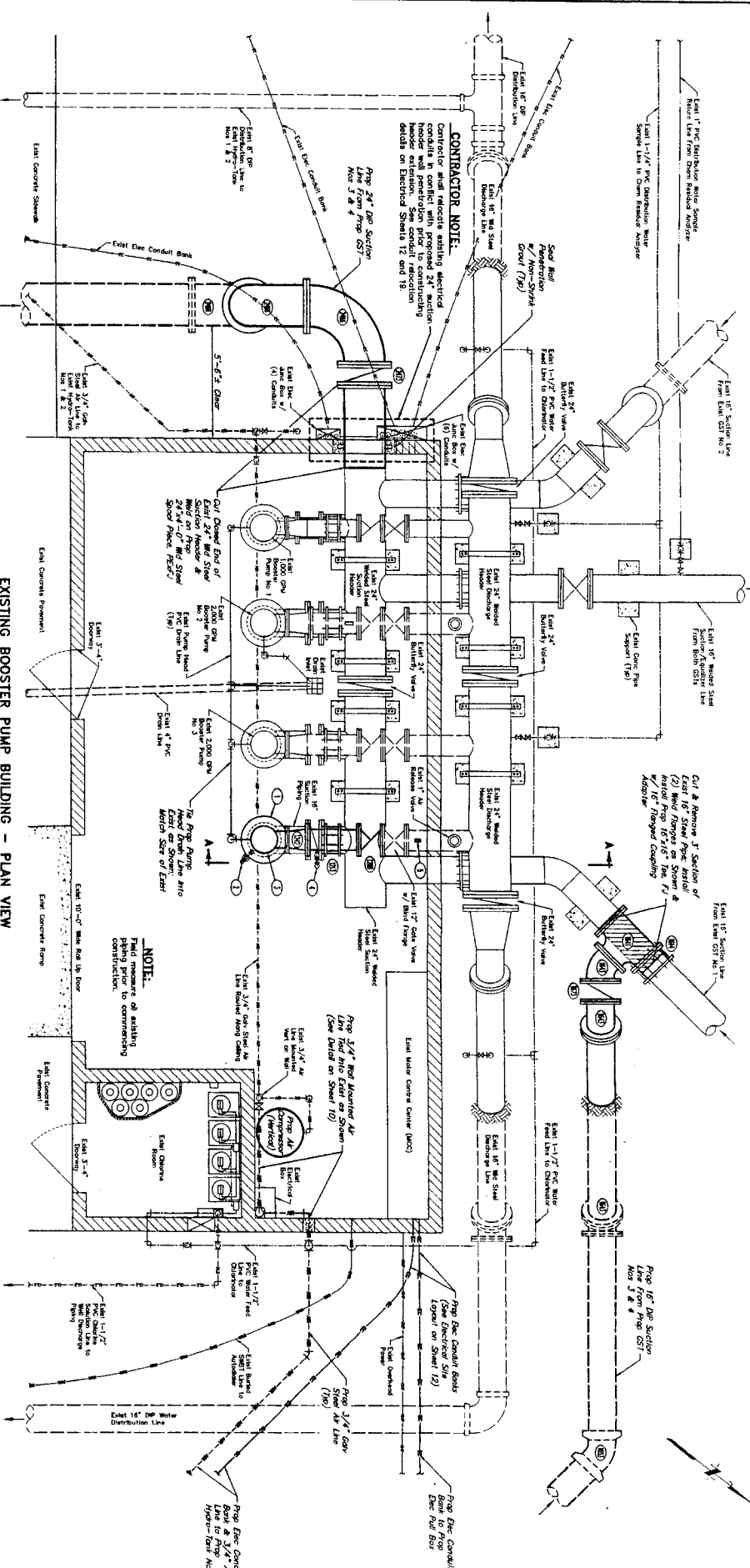
- (B) 12" Brass Coupling, SNA 36
- (B) 12"x10" Concentric Reducer, FJ
- (B) 12" Slant Globe Check Valve, FJ
- (B) 16" Flanged Coupling Adapter
- (B) 16"x10" Tee, FJ
- (B) 16"x45" Bend, FJ
- (B) 16"x45" Bend, FJ
- (B) 24" 500' Long Radius Bend, FJ
- (B) 24" Battery Valve, FJ

PIPING NOTES.

1. All pipe to be ductile iron pipe (DIP) unless otherwise noted.
2. Denotes the use of a restriction.
3. Unless otherwise noted on the construction how a well flange. All well flanges shall be cast-in-place with structural concrete or grout in block walls and well annulus.

BOOSTER PUMP NOTES.

1. All existing dimensions shown are for design purposes only and shall be field verified by contractor before starting construction.
2. Existing 20" booster pump can is required to pass a pressure test before and piping of the proposed booster pump and piping.



EXISTING BOOSTER PUMP BUILDING - PLAN VIEW

CURVE DATA TABLE

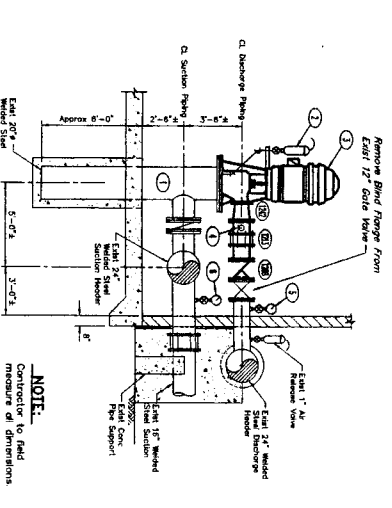
CHORD	ARC LENGTH	BEARING	DELTA ANGLE	CHORD BEARING	CHORD LENGTH
C1	8.52	N 75° 00' 00"	S 71° 30' 00"	E	8.48
C2	20.87	N 75° 00' 00"	S 10° 00' 00"	E	18.19
C3	31.42	15.00	S 66° 15' 00"	S	25.86
C4	31.42	15.00	S 66° 15' 00"	S	25.86
C5	8.51	4.00	N 75° 00' 00"	E	6.89
C6	23.56	15.00	S 66° 15' 00"	S	21.27
C7	50.21	40.00	S 71° 30' 00"	E	46.88
C8	12.48	12.00	N 81° 45' 00"	S	11.94

LINE DATA TABLE

LINE	BEARING	DISTANCE
L1	S 61°44'32" E	7.96'
L2	N 87°26'00" E	1.94'
L3	S 86°48'01" W	2.06'
L4	N 61°44'32" W	5.43'
L5	S 02°03'06" E	13.90'
L6	S 28°15'29" W	12.99'
L7	S 61°44'31" E	21.67'
L8	N 61°44'32" W	7.80'
L9	N 61°44'32" W	17.15'

LEGEND:

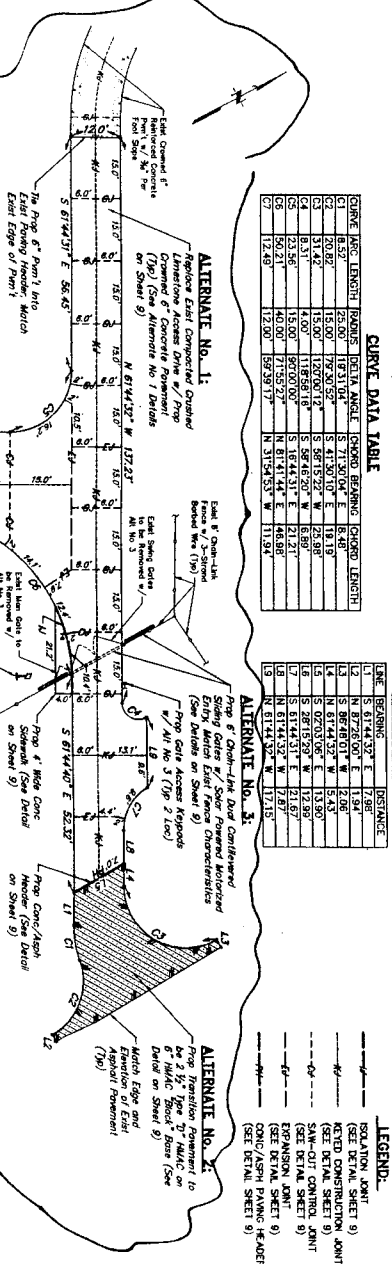
- (SEE DETAIL SHEET 9)
- (SEE DETAIL SHEET 9)
- (SEE DETAIL SHEET 9)
- (SEE DETAIL SHEET 9)
- (SEE DETAIL SHEET 9)
- (SEE DETAIL SHEET 9)
- (SEE DETAIL SHEET 9)
- (SEE DETAIL SHEET 9)
- (SEE DETAIL SHEET 9)
- (SEE DETAIL SHEET 9)



SECTION "A-A"

PROPOSED BOOSTER PUMP No. 4

NOT TO SCALE



NOTE:

If Owner chooses Alternative No. 3, the proposed concrete materials will not be constructed.



