

**REVIEW BY FORT BEND COUNTY COMMISSIONERS COURT**

On this 03 day of JULY, 20 12, before the Fort Bend Commissioners Court came on to be heard and reviewed the accompanying notice of HURTADO CONSTRUCTION COMPANY

Job Location SEVEN MEADOWS PARKWAY, GASTON ROAD, CANSFIELD WAY

Dated 6/20/12 Bond No. 58S203059, Permit No. 84166

to make use of certain Fort Bend County property subject to, "A Revised Order Regulating the Laying, Construction, Maintenance, and Repair of Buried Cables, Conduits, and Pole Lines, In, Under, Across or Along Roads, Streets, Highways, and Drainage Ditches in Fort Bend County, Texas, Under the Jurisdiction of the Commissioners Court of Fort Bend County, Texas," as passed by the Commissioners Court of Fort Bend County, Texas, date the 3<sup>rd</sup> day of August, 1987, recorded in Volume \_\_\_\_\_ of the Minutes of the Commissioners Court of Fort Bend County, Texas, to the extent that such order is not inconsistent with Article 1436a, Vernon's Texas Civil Statues. Upon Motion of Commissioner meyers, seconded by Commissioner Patterson, duly put and carried, it is ORDERED, ADJUGED AND DECREED that said notice of said above purpose is hereby acknowledged by the Commissioners Court of Fort Bend County, Texas, and that said notice be placed on record according to the regulation order thereof.

Notes:

1. Evidence of review by the Commissioners Court must be kept on the job site and failure to do so constitutes grounds for job shutdown.
2. Written notices are required:
  - a. 48 hours in advance of construction start up, and
  - b. When construction is completed and ready for final inspection

Mail notices to: Permit Administrator  
Fort Bend County Engineering  
P.O. Box 1449  
Rosenberg, Texas 77471  
281-633-7500

3. This permit expires one (1) year from date of permit if construction has not commenced.

By [Signature]  
County Engineer

By \_\_\_\_\_  
Drainage District Engineer/Manager

Presented to Commissioners Court and approved.  
Recorded in Volume 7-3-12  
Minutes of Commissioners Court.

Clerk of Commissioners Court  
By [Signature]  
Deputy

**PERFORMANCE BOND COVERING ALL CABLE, CONDUIT AND/OR POLE LINE  
ACTIVITY IN, UNDER, ACROSS OR ALONG FORT BEND COUNTY ROADS**

**AUTHORIZED**

BOND NO 58S203059

THE STATE OF TEXAS       §

KNOW ALL MEN BY THESE PRESENTS:

COUNTY OF FORT BEND     §

THAT WE, Hurtado Construction Company whose address is 2115 Center Street, Richmond, Texas 77469, Texas, hereinafter called the Principal, and West American Insurance Company, a Corporation existing under and by virtue of the laws of the State of Indiana and authorized to do an indemnifying business in the State of Texas, and whose principal office is located at 350 E. 96th St., Indianapolis, Indiana 46240, whose officer residing in the State of Texas, authorized to accept service in all suits and actions brought within said State is Jeremy Medeiros and whose address is 1600 N. Collins Blvd., #3000, Richardson, Texas 75080, hereinafter called the Surety, and held and firmly bound unto, Robert E. Hebert, County Judge of Fort Bend County, Texas, or his successors in office, in the full sum of TWO HUNDRED NINETY TWO THOUSAND FIVE HUNDRED AND 00/100 Dollars (\$292,500.00) current, lawful money of the United States of America, to be paid to said Robert E. Hebert, County Judge of Fort Bend County, Texas, or his successors in office, to which payment well and truly to be made and done, we, the undersigned, bind ourselves and each of us, our heirs, executors, administrators, successors, assigns, and legal representatives, jointly and severally, by these presents.

THE CONDITION OF THIS BOND IS SUCH THAT, WHEREAS, the above bounden principal contemplates laying, constructing, maintaining and/or repairing one or more cables, conduits, and/or pole lines in, under, across and/or along roads, streets and highways in the County of Fort Bend, and the State of Texas, under the jurisdiction of the Commissioners' Court of Fort Bend County, Texas, pursuant to the Commissioners' Court order adopted on the 1st day of December, A.D. 1980, recorded in Volume 13, of the Commissioners' Court Minutes of Fort Bend County, Texas, regulating same, which Commissioners' Court order is hereby referred to and made a part hereof for all purposes as though fully set out herein;

AND WHEREAS, the principal desires to provide Fort Bend County with a performance bond covering all such cable, conduit and/or pole line activity;

NOW, THEREFORE, if the above bounden principal shall faithfully perform all its cable, conduit and/or pole line activity (including, but not limited to the laying, construction, maintenance and/or repair of cables, conduits and/or pole lines) in, under, across and/or along roads, streets and highways in the County of Fort Bend and State of Texas, under the jurisdiction of the Commissioners Court of Fort Bend County, Texas, pursuant to and in accordance with minimum requirements and conditions of the above mentioned Commissioners' Court order set forth and specified to be by said principal done and performed, at the time and in the manner therein specified, and shall pay over and make good and reimburse Fort Bend County, all loss and damages which Fort Bend County may sustain by reason of any failure or default on the part of said principal, then this obligation shall be null and void, otherwise to remain in full force and effect.

This bond is payable at the County Courthouse in the County of Fort Bend and State of Texas.

It is understood that at any time Fort Bend County deems itself insecure under this bond, it may require further and/or additional bonds of the principal.

EXECUTED this 7th day of June, 20 12.

Hurtado Construction Company

PRINCIPAL

BY 

West American Insurance Company

SURETY

BY  Jacqueline Kirk, Attorney in Fact

THIS POWER OF ATTORNEY IS NOT VALID UNLESS IT IS PRINTED ON RED BACKGROUND.

5164013

This Power of Attorney limits the acts of those named herein, and they have no authority to bind the Company except in the manner and to the extent herein stated.

WEST AMERICAN INSURANCE COMPANY  
INDIANAPOLIS, INDIANA  
POWER OF ATTORNEY

KNOW ALL PERSONS BY THESE PRESENTS: That West American Insurance Company (the "Company"), an Indianapolis stock insurance company, pursuant to and by authority of the By-law and Authorization hereinafter set forth, does hereby name, constitute and appoint LARRY H. SENKEL, JACQUELINE KIRK, THERESA GILDART, MARK HILLIARD, CINDY PETERS, JUDY M. DOLD, ALL OF THE CITY OF HOUSTON, STATE OF TEXAS.....

, each individually if there be more than one named, its true and lawful attorney-in-fact to make, execute, seal, acknowledge and deliver, for and on its behalf as surety and as its act and deed, any and all undertakings, bonds, recognizances and other surety obligations in the penal sum not exceeding TWENTY FIVE MILLION AND 00/100\*\*\*\*\*DOLLARS (\$ 25,000,000.00\*\*\*\*\* ) each, and the execution of such undertakings, bonds, recognizances and other surety obligations, in pursuance of these presents, shall be as binding upon the Company as if they had been duly signed by the president and attested by the secretary of the Company in their own proper persons.

That this power is made and executed pursuant to and by authority of the following By-law and Authorization:

ARTICLE IV - Officers: Section 12. Power of Attorney.

Any officer or other official of the Corporation authorized for that purpose in writing by the Chairman or the President, and subject to such limitation as the Chairman or President may prescribe, shall appoint such attorneys-in-fact, as may be necessary to act in behalf of the Corporation to make, execute, seal, acknowledge and deliver as surety any and all undertakings, bond, recognizances and other surety obligations. Such attorneys-in-fact, subject to the limitations set forth in their respective powers of attorney, shall have full power to bind the Corporation by their signature and execution of any such instruments and to attach thereto the seal of the Corporation. When so executed, such instruments shall be as binding as if signed by the President and attested to by the Secretary.

Any power or authority granted to any representative or attorney-in-fact under the provisions of this article may be revoked at any time by the Board, the Chairman, the President or by the officer or officers granting such power or authority.

By the following instrument the chairman or the president has authorized the officer or other official named therein to appoint attorneys-in-fact: Pursuant to Article IV, Section 12 of the By-Laws, David M. Carey, Assistant Secretary of West American Insurance Company, is hereby authorized to appoint such attorneys-in-fact as may be necessary to act in behalf of the Company to make, execute, seal, acknowledge and deliver as surety any and all undertakings, bonds, recognizances and other surety obligations.

That the By-law and the Authorization set forth above are true copies thereof and are now in full force and effect.

IN WITNESS WHEREOF, this Power of Attorney has been subscribed by an authorized officer or official of the Company and the corporate seal of West American Insurance Company has been affixed thereto in Plymouth Meeting, Pennsylvania this 10th day of February 2012

WEST AMERICAN INSURANCE COMPANY

By David M. Carey  
David M. Carey, Assistant Secretary

COMMONWEALTH OF PENNSYLVANIA ss  
COUNTY OF MONTGOMERY

On this 10th day of February, 2012, before me, a Notary Public, personally came David M. Carey, to me known, and acknowledged that he is an Assistant Secretary of West American Insurance Company; that he knows the seal of said corporation; and that he executed the above Power of Attorney and affixed the corporate seal of West American Insurance Company thereto with the authority and at the direction of said corporation.

IN TESTIMONY WHEREOF, I have hereunto subscribed my name and affixed my notarial seal at Plymouth Meeting, Pennsylvania, on the day and year first above written.

By Teresa Pastella  
Teresa Pastella, Notary Public

CERTIFICATE

I, the undersigned, Assistant Secretary of West American Insurance Company, do hereby certify that the original power of attorney of which the foregoing is a full, true and correct copy, is in full force and effect on the date of this certificate; and I do further certify that the officer or official who executed the said power of attorney is an Assistant Secretary specially authorized by the chairman or the president to appoint attorneys-in-fact as provided in Article IV, Section 12 of the By-Laws of West American Insurance Company.

This certificate and the above power of attorney may be signed by facsimile or mechanically reproduced signatures under and by authority of the following vote of the board of directors of West American Insurance Company at a meeting duly called and held on the 15th day of February, 2011:

VOTED that the facsimile or mechanically reproduced signature of any assistant secretary of the company, wherever appearing upon a certified copy of any power of attorney issued by the company in connection with surety bonds, shall be valid and binding upon the company with the same force and effect as though manually affixed.

IN TESTIMONY WHEREOF, I have hereunto subscribed my name and affixed the corporate seal of the said company, this 7th day of June 2012

By Gregory W. Davenport  
Gregory W. Davenport, Assistant Secretary

Not valid for mortgage, note, loan, letter of credit, bank deposit, currency rate, interest rate or residual value guarantees.

To confirm the validity of this Power of Attorney call 1-610-832-8240 between 9:00 am and 4:30 pm EST on any business day.

## **IMPORTANT NOTICE**

**TO OBTAIN INFORMATION OR MAKE A COMPLAINT:  
YOU MAY CONTACT THE TEXAS DEPARTMENT OF INSURANCE  
TO OBTAIN INFORMATION ON COMPANIES, COVERAGES,  
RIGHTS OR COMPLAINTS AT:**

**1-800-252-3439**

**YOU MAY WRITE THE TEXAS DEPARTMENT OF INSURANCE:**

**P. O. BOX 149104  
AUSTIN, TEXAS 78714-9104  
FAX #(512) 475-1771**

### **PREMIUM OR CLAIM DISPUTES:**

**SHOULD YOU HAVE A DISPUTE CONCERNING YOUR PREMIUM  
OR ABOUT A CLAIM, YOU SHOULD CONTACT THE AGENT OR  
COMPANY FIRST. IF THE DISPUTE IS NOT RESOLVED, YOU MAY  
CONTACT THE TEXAS DEPARTMENT OF INSURANCE.**

### **ATTACH THIS NOTICE TO YOUR POLICY**

**THIS NOTICE IS FOR INFORMATION ONLY AND DOES NOT BECOME  
A PART OR CONDITION OF THE ATTACHED DOCUMENT.**

# COUNTY OF FORT BEND

## Engineering Department

P.O. BOX 1449  
Rosenberg, Texas 77471-1449

Johnny Ortega  
Permit Administrator

1124 Blume Road  
Phone: (281) 341-7500

### PERMIT APPLICATION REVIEW FORM FOR CABLE, CONDUIT, AND POLE LINE ACTIVITY IN FORT BEND COUNTY

PERMIT NO. 084166

The following "Notice of Proposed Cable, Conduit, and/or Pole Line activity in Fort Bend County" and accompanying attachments have been reviewed and the notice conforms to appropriate regulations set by Commissioner's Court of Fort Bend County, Texas.

- (1) Complete Application Form.
- a. Name of road, street, and/or drainage ditch affected.
  - b. Vicinity map showing course of direction.
  - c. Plans and specifications.
- (2) Bond:
- District Attorney, approval when applicable.  
 Perpetual bond currently posted.  
No. \_\_\_\_\_  
Amount \_\_\_\_\_
  - Performance bond submitted.  
No. 58S203059  
Amount \$292,500.00
  - Cashier's Check.  
No. \_\_\_\_\_  
Amount \_\_\_\_\_
- (3) Verbal permission given for emergencies, to start construction before approved in Commissioner's Court.
- |   |               |
|---|---------------|
| _____<br>Precinct Engineer Acknowledgment     | _____<br>Date |
| _____<br>Precinct Commissioner Acknowledgment | _____<br>Date |
- (4) \_\_\_\_\_  
Drainage District Approval when applicable

We have reviewed this project and agree it meets minimum requirements.

  
\_\_\_\_\_  
Johnny Ortega CFM/ Permit Administrator  
(REVISED 5/30/08)

06/20/2012  
\_\_\_\_\_  
Date

**NOTICE OF PROPOSED CABLE, CONDUIT AND/OR POLE LINE ACTIVITY  
IN, UNDER, ACROSS OR ALONG ROADS, STREETS, HIGHWAYS AND DRAINAGE DITCHES  
IN FORT BEND COUNTY**

APPLICANT'S JOB NO. \_\_\_\_\_  
 PERMIT No. 581164 PCT. No. 3  
 BOND No. 569203059

Formal notice is hereby given that Hurtado Construction Company  
 proposes to lay, construct, maintain and/or repair cable, conduit and/or pole line, in, under,  
 across, or along roads, streets, highways and drainage ditches in Fort Bend County, as follows:

**In, Under, or Across Roads and/or Drainage Ditches**

Road or Ditch Name	Distance & Direction From Nearest Intersection	Length of Crossing	Type of Construction			
			Bored	Jacked	Driven	Cased
Seven Meadows Parkway	Seven Meadows Parkway and Gaston Road	140 LF	:	:	:	Cased
Gaston Road	Begin 100' SE on Seven Meadows Pkwy and Gaston Road traveling SE	1100 LF	:	:	:	Directional Drilling
Cansfield Way	Cansfield Way and Gaston Road traveling East on Cansfield Way	1923 LF	:	:	:	Directional Drilling

**Along Roads and/or Drainage Ditches**

Road or Ditch Name	Distance & Direction From Nearest Intersection	To	Distance
GASTON ROAD	Travel 600' SW from Wistful Drive and Gaston Road. Begin work at that point	Gaston Road and Cansfield Way	Approximately 1600'
:	:	:	:
:	:	:	:

**General Description**

Installation of 24" PVC and Fusible PVC Waterline using Open Cut, Trenchless, and Directional Drilling Construction for NFBWA.

The Location and description of the proposed installation and appurtenances is more fully shown on the attached detail drawings. The laying, construction, maintenance and/or repair of the proposed installation shall be subject to "A Revised Order Regulating the Laying, Construction, Maintenance and/or Repair of Cables, Conduits, and/or Pole Lines, In, Under, Across, or Along Roads, Streets, Highways and Drainage Ditches in Fort Bend County, Texas, Under the Jurisdiction of the Commissioners Court of Fort Bend County, Texas," as passed by Commissioners Court of Fort Bend County, Texas, dated the 3rd. day of August, 1987, recorded in Volume 639 of the Minutes of the Commissioners Court of Fort Bend County, Texas.

Written notices are required: 1) 48 hours in advance of start of construction and  
 2) when construction is complete and ready for final inspection.

Mail to: Permit Administrator/Fort Bend County Engineering  
 P.O. Box 1449, Rosenberg, TX 77471.

Violation of requirements shall constitute grounds for job shut down.

COMPANY NAME Hurtado Construction Company  
 AGENT and/or OWNER

  
 (Signature)

NAME & TITLE BENJAMIN C. VASQUEZ, GM  
 (Please Print)

DATE 07/18/12

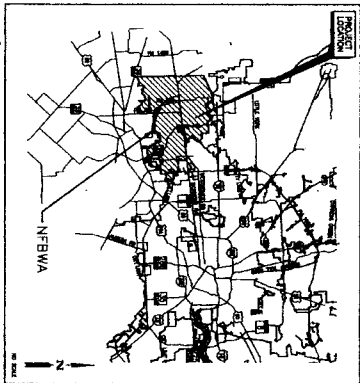
ADDRESS 2115 Center Street  
 (Street/P.O. Box)

Richmond Texas 77469  
 City State Zip

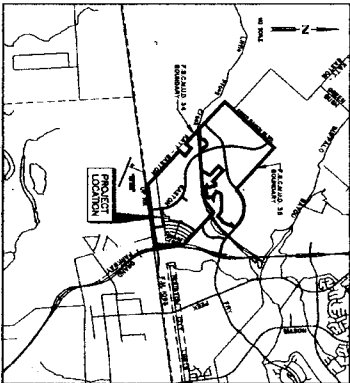
TELEPHONE NO: 281 802 8717  
 (accessible 24 hrs/day, 7 days/week)

Does project  
 comply with Fort  
 Bend County  
 Outdoor Lighting  
 Ordinance?  
 Yes ( )  
 No ( )

# NORTH FORT BEND WATER AUTHORITY FORT BEND COUNTY MUD 34 CONNECTION LINE PROPOSED 24" WATER LINE FROM FM 1093 TO FBCMUD 34 WTP SEGMENT 9B



LOCATION MAP




VICINITY MAP

ONE-CALL NOTIFICATION SERVICE  
CALL BEFORE YOU DIG  
(713) 261-4647 OR 800-451-4647  
OR VISIT WWW.CALLBEFOREYODIG.COM

CONTRACTOR SHALL NOTIFY THE CITY OF HOUSTON, DEPARTMENT OF PUBLIC WORKS AND  
ON THE PROJECT TELEPHONE NO. 713-261-4647 FAX NO. (832) 386-0424.

APPROVED TO MAP IN ACCORDANCE WITH THE FEDERAL EMERGENCY MANAGEMENT  
ACT, DATED JANUARY 5, 1981, THE SHEET THEREON IS EXCLUDED FROM THE  
ZONES DETERMINED TO BE OUTSIDE 500 YEAR FLOODPLAIN.



DIRECTORS	PRECINCT
DAVID SPELL	1
ROBERT DARREN	2
BRUCE FAY	3
MELONY F. GAY, P.E.	4
ROBERT L. PATTON	5
PETER HOUGHTON	6
PAT HERBERT	7

ISSUE DATE: MARCH 2012

\* NO KNOWN PROPOSED WASTEWATER WORK IS  
SHOWN ON THIS PLAN SET, NOR INCLUDED IN  
ITS WORK SCOPE.  
\*\* NO KNOWN PROPOSED STORMWATER WORK IS  
SHOWN ON THIS PLAN SET NOR INCLUDED IN  
ITS WORK SCOPE.

LMB NO. 20120283, LOG NO. B-002

APPROVE: I, SHERIDAN J. HARRINGTON, Mayor  
FORT BEND COUNTY, TEXAS  
ATTEST: I, JAMES L. WATSON, County Clerk  
JAMES L. WATSON  
3/17/12

**JACOBS**

JACOBS ENGINEERING GROUP INC.  
5985 ROBERTSON ROAD  
HOUSTON, TEXAS 77056  
832.561.6000 FAX 281.776.2170



CITY OF HOUSTON  
DEPARTMENT OF PUBLIC WORKS AND ENGINEERING

DATE: 3/17/12  
BY: J. Spell

PROJECT NO. 1093-09B  
SHEET NO. 1 OF 59

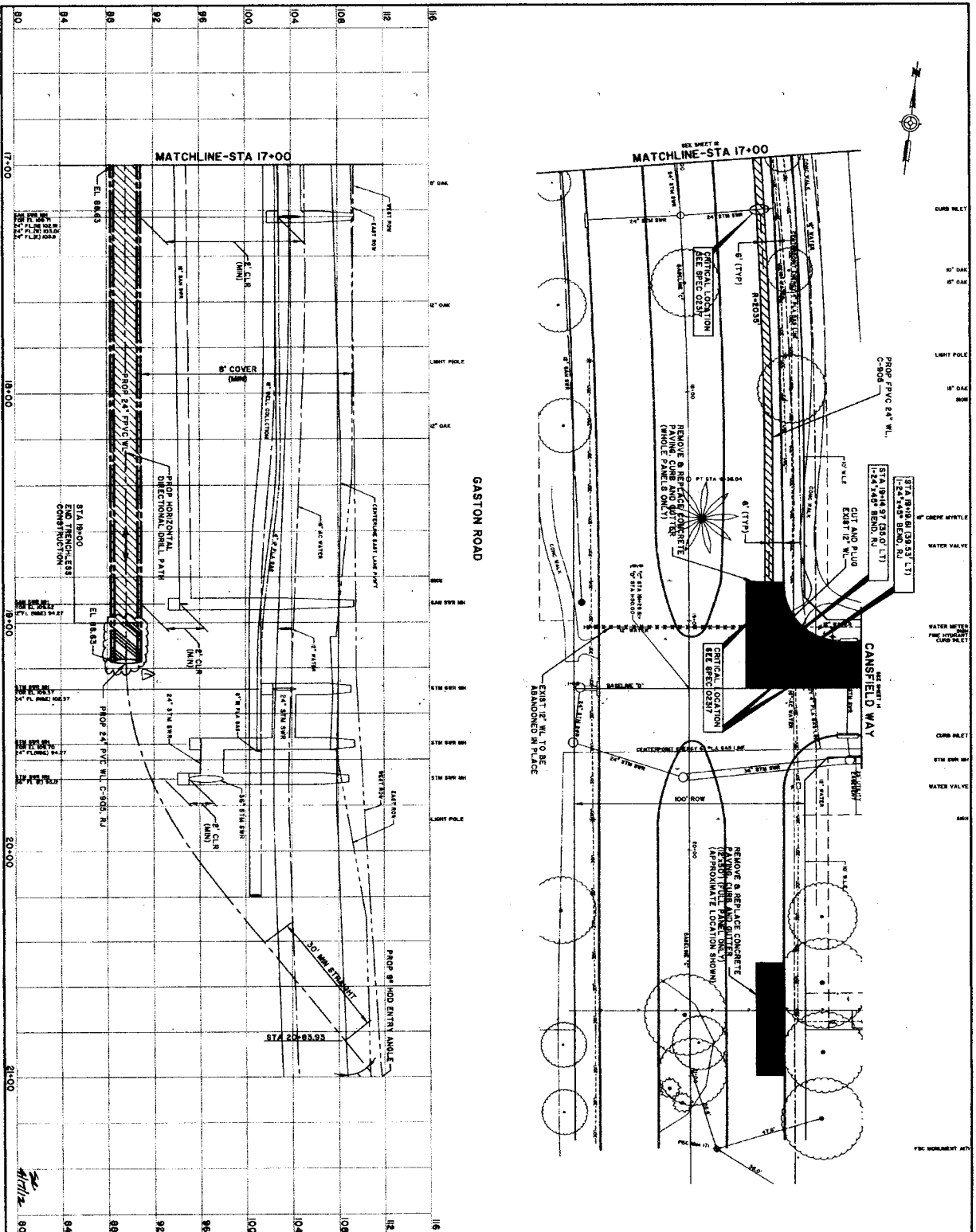












PRIVATE UTILITY LINES SHOWN

DATE: 3/1/12

BY: [Signature]

FOR THE CITY OF HOUSTON (SEE PLAN)

DATE: 3/1/12

BY: [Signature]

FOR THE CITY OF HOUSTON (SEE PLAN)

NOTES:

AT LEAST 48 HOURS BEFORE EXCAVATING IN STREET FOR WORK OR EXPOSURE OF UTILITIES, CALL 800-480-4343 TO REQUEST FOR LINES TO BE MARKED OR FOR MARKING. CALL CENTER/PHONE AT 713-207-7777.

DESIGNED: WCI

DRAWN BY: WCI

APPROVED: WCI

DATE: JANUARY 2012

PROJECT NO.: NFBWA SEGMENT 9B

PROJ. NO.: NFBWA0007


DATE: JANUARY 2012

1. [Signature]

2. [Signature]

3. [Signature]

4. [Signature]



**JACOBS**

JACOBS ENGINEERING GROUP INC.

14000 HOUSTON ROAD

HOUSTON, TEXAS 77040

408.8712200 FAX 281.8717944

NFBWA SEGMENT 9B

FORT BEND COUNTY ROAD 94 CONNECTION LINE

GASTON ROAD

STATION 17+00 TO 21+00

CITY OF HOUSTON

DEPARTMENT OF PUBLIC WORKS AND ENGINEERING

DATE: 3/1/12

BY: [Signature]

FOR THE CITY OF HOUSTON (SEE PLAN)

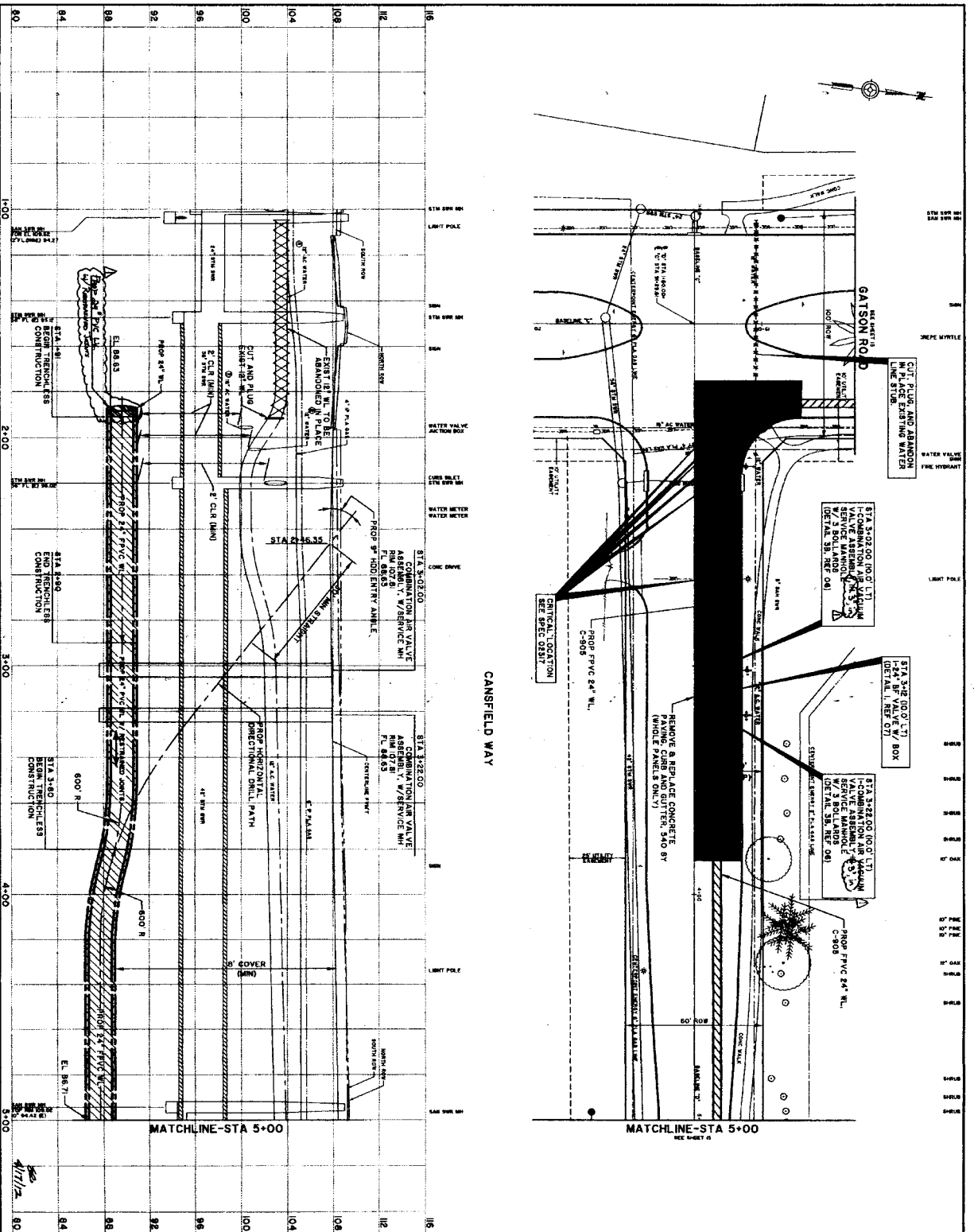
DATE: 3/1/12

BY: [Signature]

FOR THE CITY OF HOUSTON (SEE PLAN)

48168

13 OF 59



PRIVATE UTILITY LINES SHOWN

DATE: 3/1/13  
 DRAWN BY: [Signature]  
 CHECKED BY: [Signature]  
 APPROVED BY: [Signature]

REVISIONS:

NO.	DESCRIPTION
1	ISSUED FOR PERMITS
2	ISSUED FOR CONSTRUCTION
3	ISSUED FOR RECORD

PROJECT: NFBWA SEGMENT 98  
 LOCATION: CANSFIELD WAY  
 STATION: 1+00 TO 5+00

DESIGNED BY: [Signature]  
 DRAWN BY: [Signature]  
 CHECKED BY: [Signature]  
 APPROVED BY: [Signature]

DATE: JANUARY 2013

PROJECT NO. 14 OF 59

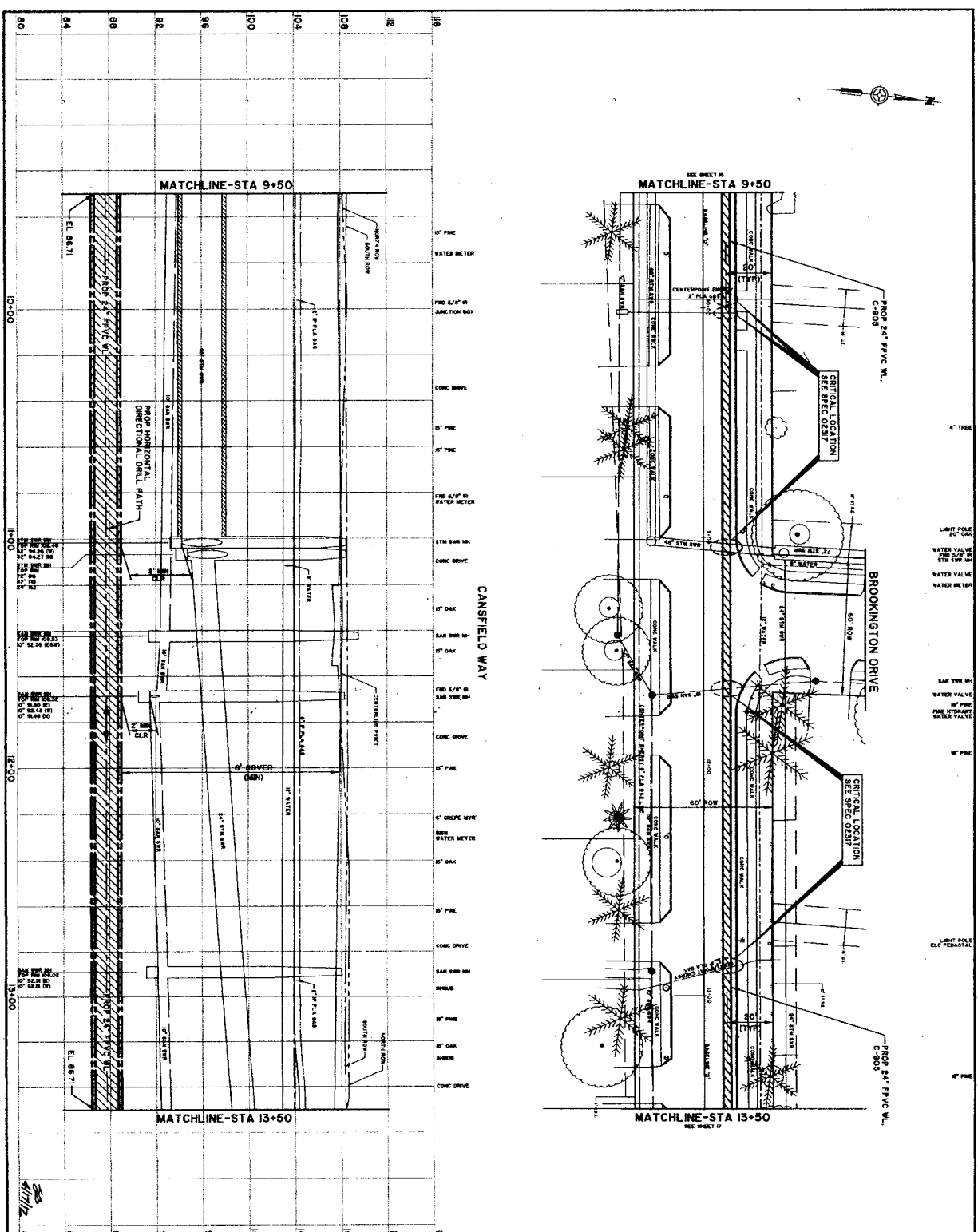
DATE: 3/1/13

SCALE: HORIZ. 1" = 20'  
 VERT. 1" = 4'

49108

49108





PRIVATE UTILITY LINES SHOWN

DATE: 5/1/12

BY: [Signature]

FOR THE CITY OF HOUSTON

DATE: 5/1/12

BY: [Signature]

AT LEAST 48 HOURS BEFORE EXCAVATING IN STREET ROW OR EXHAUSTS OR LANE STOP INDICATION TO THE CITY OF HOUSTON, THE CONTRACTOR SHALL OBTAIN A PERMIT FROM THE CITY OF HOUSTON, TEXAS, DEPARTMENT OF PUBLIC WORKS AND ENGINEERING, 1101 TEXAS DRIVE, HOUSTON, TEXAS 77002. (1101 TEXAS DRIVE, HOUSTON, TEXAS 77002)

DESIGNED: WET  
 DRAWN: WET  
 APPROVED: SES  
 DATE: JANUARY 2012

PROJ. NO. BR0000007  
 DATE: JANUARY 2012



**JACOBS**  
 JACOBS ENGINEERING GROUP INC.  
 300 NORTH HOUSTON ROAD  
 SUITE 200  
 HOUSTON, TEXAS 77060-3399  
 TEL: 281.357.2200 FAX: 281.357.2774

**NFBWA SEGMENT 9B**  
 FORT BEND COUNTY, MID 34 CONNECTION LINE  
 CANSFIELD WAY  
 STATION 9+50 TO 13+50



CITY OF HOUSTON  
 DEPARTMENT OF PUBLIC WORKS AND ENGINEERING  
 1101 TEXAS DRIVE  
 HOUSTON, TEXAS 77002  
 TEL: 281.357.2200 FAX: 281.357.2774

DATE: 5/1/12  
 BY: [Signature]

DATE: 5/1/12  
 BY: [Signature]

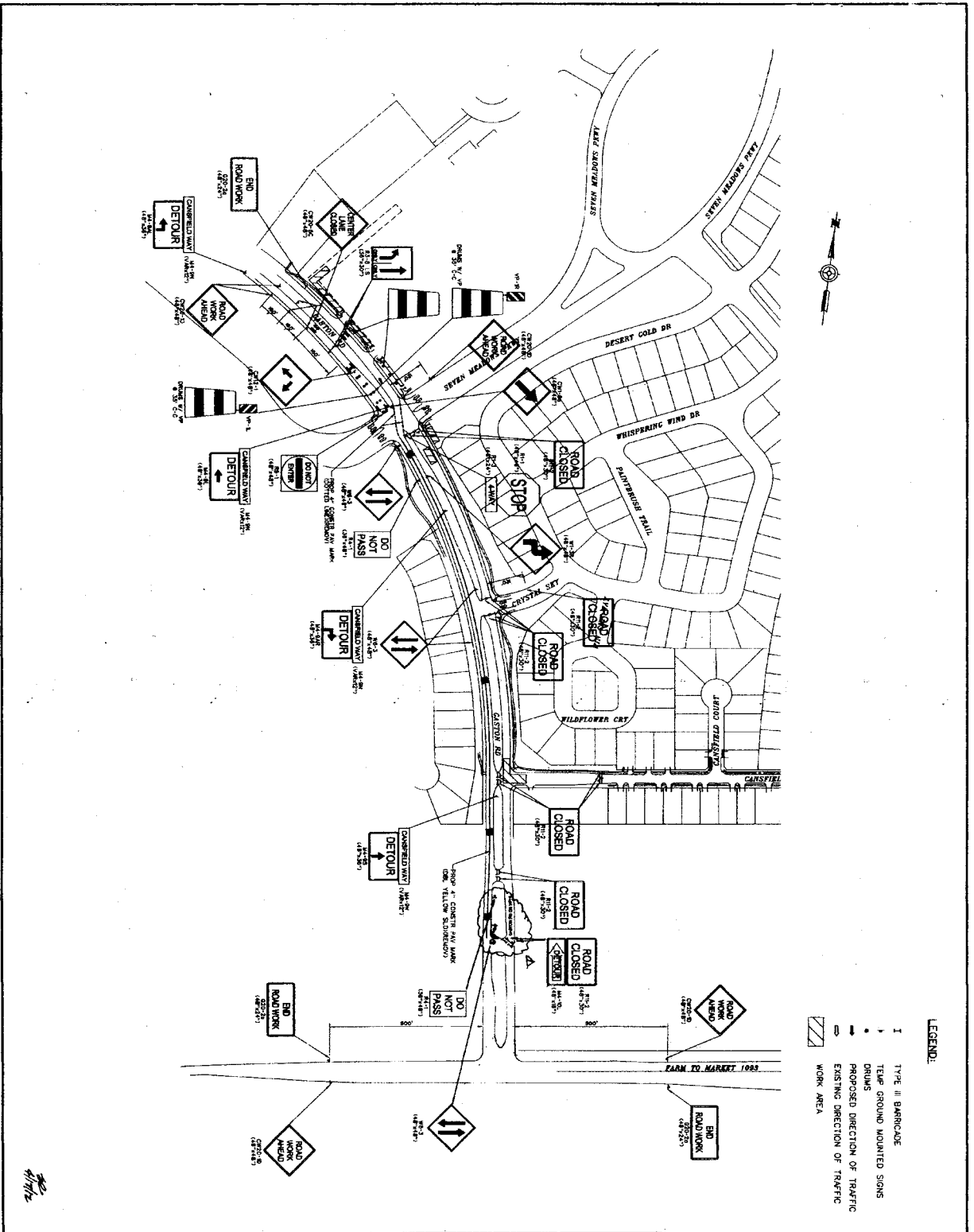
49193

16 OF 59







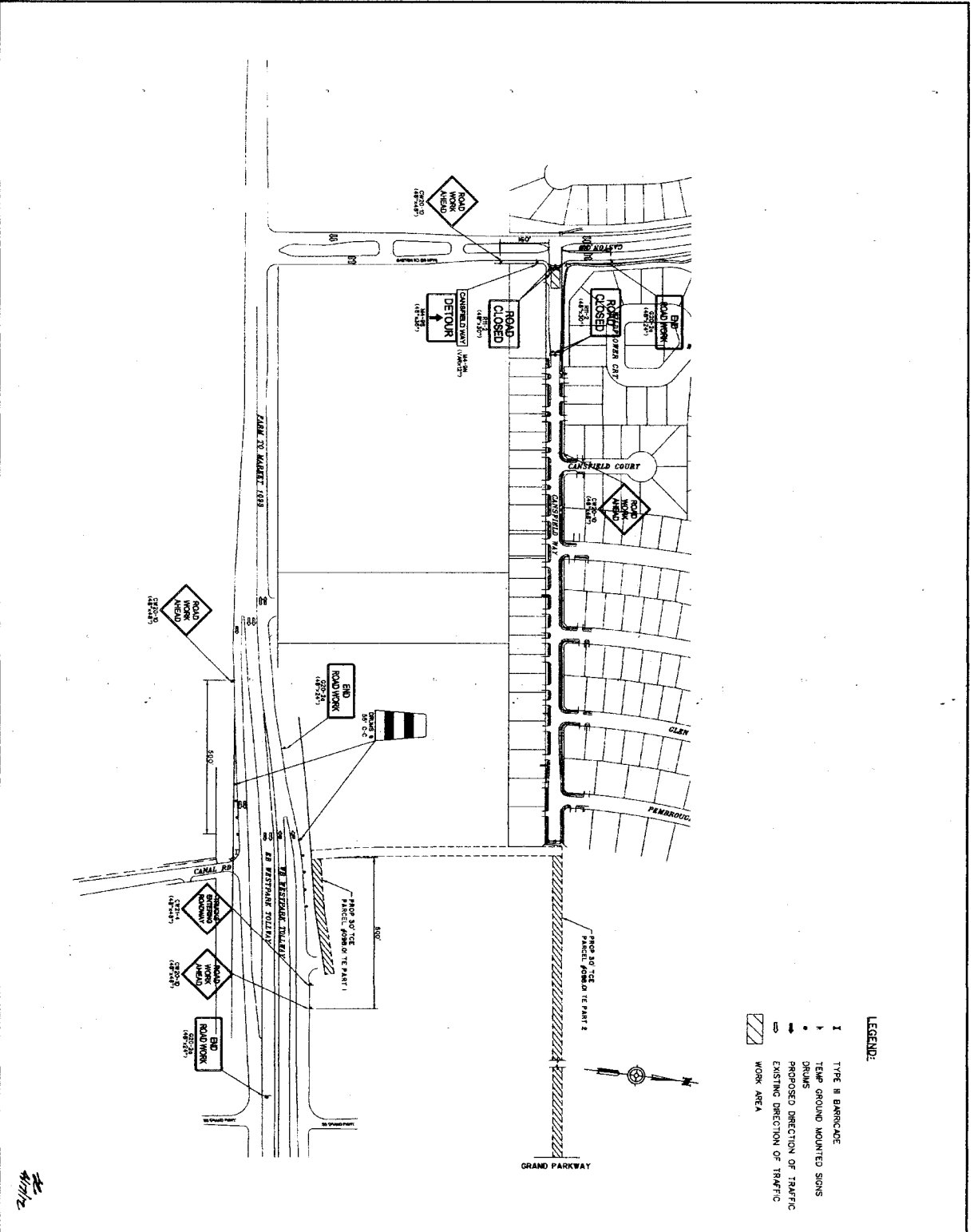


- LEGEND:**
- I TYPE III BARRICADE
  - ▲ TEMP GROUND MOUNTED SIGNS
  - DRUMS
  - PROPOSED DIRECTION OF TRAFFIC
  - ⇄ EXISTING DIRECTION OF TRAFFIC
  - ▨ WORK AREA

*Notes:*




- 1 Remove concrete curb (if left direction) and install and replace with temporary asphalt paving for duration of this phase of TCS. Upon completion of curb line construction, remove temporary asphalt and replace curb and install retaining to pre construction condition.
- 2 See Detail Plan, Sheet 57

<b>CITY OF HOUSTON</b> DEPARTMENT OF PUBLIC WORKS AND ENGINEERING	
PROJECT NO. <b>10000000000000000000</b> SHEET NO. <b>56 of 59</b>	DATE: <b>10/15/2010</b> TIME: <b>10:00 AM</b>
<b>JACOBS</b> 4005 INDEPENDENT ROAD SUITE 1000 HOUSTON, TEXAS 77056	
<b>NEWA SEGMENT 9B</b> TRAFFIC CONTROL PLAN PHASE 2	
FORT BEND COUNTY AND SA CONNECTION LINE	
PROJECT NO. <b>10000000000000000000</b> SHEET NO. <b>56 of 59</b>	

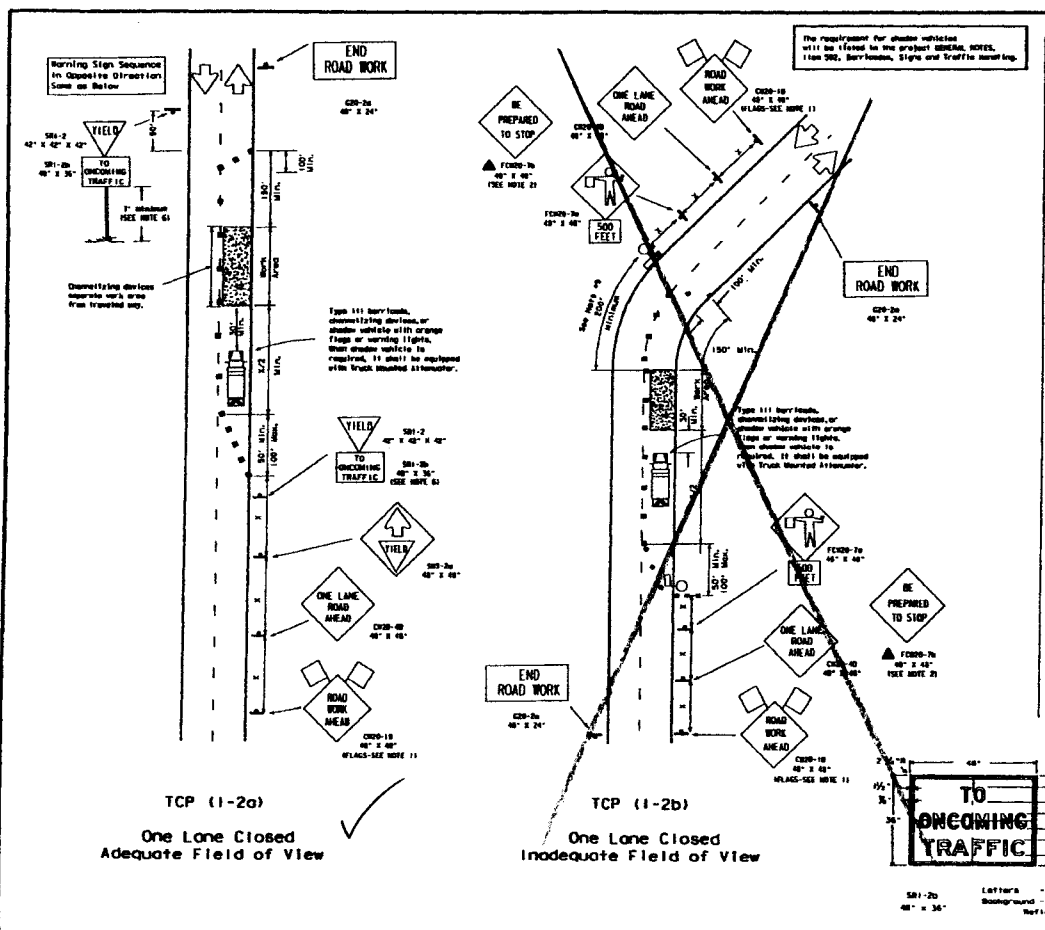


- LEGEND:**
- I TYPE III BARRICADE
  - 1 TEMP GROUND MOUNTED SIGNS
  - DRUMS
  - PROPOSED DIRECTION OF TRAFFIC
  - - - EXISTING DIRECTION OF TRAFFIC
  - ▨ WORK AREA

*Notes:*  
 1 See Detour Plan, Sheet 57

 CITY OF HOUSTON DEPARTMENT OF PUBLIC WORKS AND ENGINEERING	<p>DATE: JANUARY 2008</p> <p>PROJECT: NFBWA SEGMENT 9B</p> <p>PHASE I</p> <p>TRAFFIC CONTROL PLAN</p>	 <b>NORTH FORT BEND</b> COUNTY	<p>PROJECT: NFBWA SEGMENT 9B</p> <p>PHASE I</p> <p>TRAFFIC CONTROL PLAN</p>
SHEET NO. 55 OF 59	 49189 CIVIL ENGINEER		

THESE PLANS AND SPECIFICATIONS ARE PREPARED BY THE ILLINOIS DEPARTMENT OF TRANSPORTATION. THE USER SHALL BE RESPONSIBLE FOR THE PROPER APPLICATION OF THESE PLANS AND SPECIFICATIONS TO THE PROJECT. THE USER SHALL BE RESPONSIBLE FOR THE PROPER APPLICATION OF THESE PLANS AND SPECIFICATIONS TO THE PROJECT. THE USER SHALL BE RESPONSIBLE FOR THE PROPER APPLICATION OF THESE PLANS AND SPECIFICATIONS TO THE PROJECT.



**LEGEND**

Type 111 Barricade  or a Channelizing Device  Flag

Heavy Duty Vehicle  Truck Mounted Attenuator

Trailer Mounted Flashing Arrow Panel  Portable Changeable Message Sign

Flagger  Sign Post

Spacing (feet)	Minimum Spacing (feet)	Spacing (feet)	Spacing (feet)	Spacing (feet)	Spacing (feet)
30	150	185	180	30'	60' - 75'
35	205	225	245	35'	70' - 90'
40	265	295	320	40'	80' - 100'
45	350	485	540	45'	90' - 110'
50	500	550	600	50'	100' - 125'
55	550	605	660	55'	110' - 140'
60	600	660	720	60'	120' - 150'
65	650	715	780	65'	130' - 165'
70	700	770	840	70'	140' - 175'

**GENERAL NOTES**

1. Signs attached to signs are **REQUIRED**.

2. All traffic control devices (TCDs) are **REQUIRE**, except those devices of the triangle system may be used when stated elsewhere in the plans.

3. The **BE PREPARED TO STOP** sign may be installed after the **ONE LANE ROAD AHEAD** sign, and proper sign spacing shall be maintained.

4. **ROAD WORK AHEAD** signs may be removed if the stability of the work zone is less than 1500'.

5. **YIELD TO ONCOMING TRAFFIC** signs shall be placed on a support of a 3' minimum mounting height.

6. **YIELD TO STOP**

7. **Flagger** should use two-way radios or other means of communication to control traffic.

8. Length of work areas should be based on the ability of flaggers to communicate.

9. Minimum length of work area should be adequate length for vehicles to identify and react to flagger signals.

**TRAFFIC CONTROL PLAN**

DATE	BY	REV	DESCRIPTION

**GENERAL NOTES**

1. Signs attached to signs are **REQUIRED**.

2. All traffic control devices (TCDs) are **REQUIRE**, except those devices of the triangle system may be used when stated elsewhere in the plans.

3. The **BE PREPARED TO STOP** sign may be installed after the **ONE LANE ROAD AHEAD** sign, and proper sign spacing shall be maintained.

4. **ROAD WORK AHEAD** signs may be removed if the stability of the work zone is less than 1500'.

5. **YIELD TO ONCOMING TRAFFIC** signs shall be placed on a support of a 3' minimum mounting height.

6. **YIELD TO STOP**

7. **Flagger** should use two-way radios or other means of communication to control traffic.

8. Length of work areas should be based on the ability of flaggers to communicate.

9. Minimum length of work area should be adequate length for vehicles to identify and react to flagger signals.

**STANDARD PLANS**

**ILLINOIS DEPARTMENT OF TRANSPORTATION**

Traffic Operations Division

**TRAFFIC CONTROL PLAN**

**TCP (1-21)-98**

DATE	BY	REV	DESCRIPTION