



40 F

1124 Damon St.
Rosenberg, TX 77471
Ph : (281) 342-2022

FM 120232
Change Order

Project:
10-012 FBC Animal Control

Change Order: 1
Date: 2/14/2012

Architect's Project:

To Contractor:
Bass Construction Co., Inc.
1124 Damon St.
Rosenberg, TX 77471

The Contract is changed as follows:

Flag pole w/ Accessories, Add Fencing, CenterPoint Charges (CP#1)

One Flag Pole and two 5' x 8' Flags	\$1,750.00
One 250 watt Light with 15' underground	\$1,450.74
Additional 30' of fencing	\$ 450.00
Subtotal	\$3,650.74
10% OH&P	\$ 365.07
3% Bond	\$ 120.47
Total	\$4,136.28
Centerpoint Charges	\$7,988.65
Total Change Order	\$12,124.93

The original Contract Amount was	\$616,336.00
Net change by previously authorized Change Orders	\$0.00
The Contract Amount prior to this Change Order was	\$616,336.00
The Contract will be increased by this Change Order in the amount of	\$12,124.93
The new Contract Amount including this Change Order will be	\$628,460.93

The date of Substantial Completion as of the date of this Change Order therefore is 3/31/2012

NOT VALID UNTIL SIGNED BY THE ARCHITECT, CONTRACT AND OWNER.

ARCHITECT	Bass Construction Co., Inc. CONTRACTOR 1124 Damon St. Rosenberg, TX 77471	OWNER Fort Bend County
(Signature)	(Signature)	(Signature)
	T.D. WILLERT	Robert E. Hebert
By	By	County Judge
	2/15/12	By
Date	Date	February 28, 2012
		Date

3-2-12 copy received

H11 120-000

**TRON
ELECTRIC Inc.**

Commercial Electrical Contractors
TECL # 18005

BILL CANTON-PRESIDENT 28918 SOUTH PLUM CREEK
REN CANTON-VICE PRESIDENT SPRING, TX 77386
ISAAC WHITE-PROJECT MGR 281-367-9870 Office
281-367-9873 Fax

COST CODE:
16-050

CHANGE PROPOSAL REQUEST

ATTN: Tim Wilert
TO: Bass Construction
OFFICE: 281.342.2022
FAX:

DATE: 1/18/2012
CPR #: 1

PROJECT REFERENCE: FORT BEND ANIMAL SERVICES

TRON ELECTRIC Inc. furnished all Materials & Labor required to complete electrical work described below;
Add one 250watt flag pole light fixture and circuit.

EXCLUSIONS: Off site trash removal, Bond fees, Utility Fees, Concrete-Asphalt Cutting, Breaking, Patching, or disposal trenching spoils, formed concrete work such as pole base & housekeeping pads.

Warranty on Equipment furnished by others.
All Voice & Data Systems, Fire Alarm Systems-Cabling, Security Systems-Cabling, Sound-P/A Systems-Cabling.

**BID PRICE VALID FOR 30 DAYS ONLY
ALL PAYMENTS ARE NET 30DAYS**

SUB-TOTAL		\$	1,450.74
Tax			
TOTAL CPR		\$	1,450.74

Your signature on the bottom of this proposal is your authorization for to proceed with work as agreed to by you and TRON ELECTRIC Inc.in the method and amount listed above. We will not begin work until we have this letter back from you signed or a Sub-contract Agreement equal to these terms.


Thank you,
Ren Canton
Vice President
281-723-3706 cell
ren@tronelectric.com

Printed Name-Agent

Date

Signature-Agent

ALL MATERIAL IS GUARANTEED TO BE AS SPECIFIED. ALL WORK TO BE COMPLETED IN A WORKMANLIKE MANNER ACCORDING TO STANDARD PRACTICES. ANY ALTERATION OR DEVIATION FROM ABOVE SPECIFICATIONS INVOLVING EXTRA COST, WILL BE EXECUTED ONLY UPON WRITTEN ORDERS, AND WILL BECOME AN EXTRA CHARGE OVER AND ABOVE THIS ESTIMATE.

RECEIVED
FEB 16 2012
BY: 



SERVICE OUTLET LOCATION AND DATA STATEMENT FOR ELECTRIC SERVICE

CUSTOMER BASS CONSTRUCTION CO., INC.	DAY PHONE 281-232-2022
SERVICE ADDRESS 1210 Blume Rd #A, Rosenberg, TX. 77471	EVENING PHONE
MAILING ADDRESS 1124 Damon Street, Rosenberg, TX. 77471	PAGER
ELECTRICIAN Tim Willert 281-342-2022	CELL PHONE 281-948-5396

Dear Customer,

CenterPoint Energy Houston Electric, LLC is grateful to meet with you on, 02/06/2012 to discuss the requirements needed to provide you electric service. DATE

<ul style="list-style-type: none"> • CenterPoint Energy Construction Required? <input checked="" type="checkbox"/> YES <input type="checkbox"/> NO • The following steps must be complete prior to construction: <ul style="list-style-type: none"> <input checked="" type="checkbox"/> Pay any up-front contributions for non-standard service \$ <u>7,988.65</u> <input type="checkbox"/> Clear trees along extension route <input type="checkbox"/> Easement charges \$ _____ <input type="checkbox"/> Easement execution 	<p>To begin the process we request that you provide the following information:</p> <ul style="list-style-type: none"> <input checked="" type="checkbox"/> Site Plan and Elevation Plan: Hard Copies <input type="checkbox"/> Site Plan: Electronic Copy with XY Coordinates <input checked="" type="checkbox"/> One Line Diagram <input checked="" type="checkbox"/> Load Analysis <input type="checkbox"/> Easements Required-Recorded Warranty Deed Required <input type="checkbox"/> Specifications on Modular Metering Enclosure.
---	---

The following steps must be completed prior to meter installation:	
YES	NO
<input checked="" type="checkbox"/>	<input type="checkbox"/> Installation of meter pole or weather head (as located on sketch)
<input checked="" type="checkbox"/>	<input type="checkbox"/> Obtain city or county permit - For contact information, call 713-207-2222 or 1-800-332-7143, or visit the website http://www.centerpointenergy.com/houston/builders
<input checked="" type="checkbox"/>	<input type="checkbox"/> Obtain an ESI ID# for your account - Either you the customer or your Competitive Retailer can get this number by calling 713-207-2222 or 1-800-332-7143
<input checked="" type="checkbox"/>	<input type="checkbox"/> Choose a Competitive Retailer - For listing, visit the website http://www.powertochoose.org or call 1-866-PWR-4-TEX (1-866-797-4839)

CenterPoint Energy Houston Electric, LLC's target completion date to provide your construction requirements, per the working sketch, is a mutually agreed upon negotiated date by CenterPoint Energy and customer. *Please be aware our ability to meet the target completion date may be affected by weather, availability of construction crews and materials, ability to secure easements, and timely completion of your requirements (see above).*

We appreciate the opportunity to do business with you and look forward to the successful completion of this project. Your signature below insures that both parties understand the requirements toward completion that will allow you electrical service. Thanks for your cooperation in this matter.

Sincerely,

Service Consultant

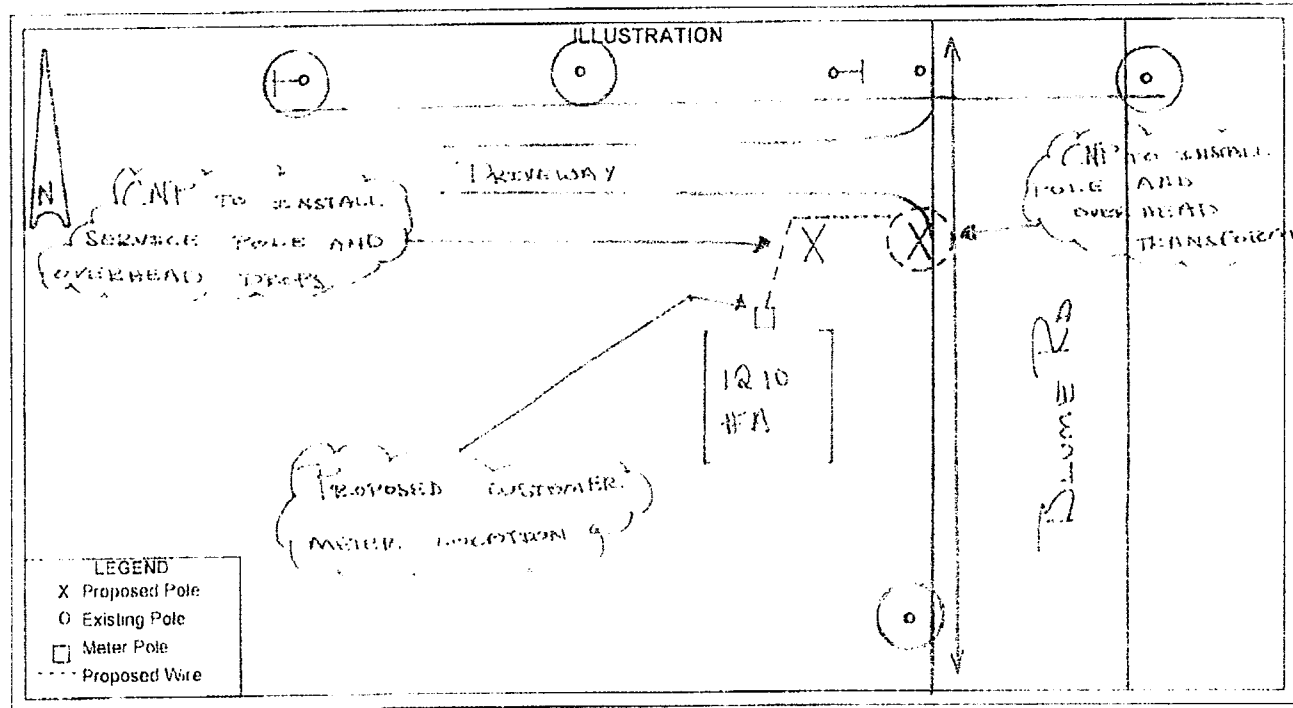
SERVICE CONSULTANT William F Wilcox Jr	PHONE NUMBER (281) 341-4979
ADDRESS PO Box 231 Rosenberg, TX 77471	
E-MAIL ADDRESS william.wilcoxjr@centerpointenergy.com	
CUSTOMER'S SIGNATURE 	
CUSTOMER'S PRINTED NAME T.D. WILLERT	DATE 2/10/12

YES	NO
<input type="checkbox"/>	<input checked="" type="checkbox"/> Will Customer have Back-up Generation?
<input type="checkbox"/>	<input checked="" type="checkbox"/> Will Customer have Motor Greater than 250 HP?
APPLICABLE FORMS	
<input type="checkbox"/> Power Quality	
<input type="checkbox"/> Primary Meter	
<input type="checkbox"/> Motor Start	
<input type="checkbox"/> Emergency Generation	
<input type="checkbox"/> Distributed Generation	
<input type="checkbox"/> Major UG Checklist	

PLEASE COMPLETE

<p align="center">GENERAL SERVICE</p> <p><input type="checkbox"/> 1Ø 3W 120/208</p> <p><input type="checkbox"/> 1Ø 3W 120/240</p> <p><input type="checkbox"/> 3Ø 4W Δ 240V</p> <p><input checked="" type="checkbox"/> 3Ø 4W Y 120/208V</p> <p><input type="checkbox"/> 3Ø 4W Y 277/480V* *10 X 26 PT can mounted on 480V Service?</p> <p><input type="checkbox"/> 3Ø 3W Δ 480V* *1-1/4" conduit connecting CT & PT can run?</p> <p><input type="checkbox"/> Primary Metering Job</p> <p><input type="checkbox"/> Major UG Job</p> <p><input type="checkbox"/> Other: (Explain) _____</p>		<p align="center">SERVICE TYPE</p> <p>FT² _____ <input type="checkbox"/> All Electric <input type="checkbox"/> Gas & Electric</p> <p>Size Wire Pulled _____</p> <p>Cust's Load 1 Ø _____ +3Ø _____ = _____ Total KVA</p> <p>Fault Current: Initial _____ Ultimate _____</p> <p align="center">Amperes RMS Symmetrical at _____ Volts</p>
<p align="center">CT CAN TYPE</p> <p><input checked="" type="checkbox"/> 320 Amp (self contained)</p> <p><input type="checkbox"/> 30 X 42</p> <p><input type="checkbox"/> Bus Head Outdoor</p> <p><input type="checkbox"/> Bus Head with CT Can</p> <p><input type="checkbox"/> Stainless Steel Rack</p> <p><input type="checkbox"/> Primary Job</p>	<p align="center">CONDUITS ON POLE</p> <p>Size of Conduit _____</p> <p>No. of Conduits _____</p>	<p align="center">For Information Regarding:</p> <p align="center">CenterPoint Energy service standards visit www.centerpointenergy.com/electricservicestandards</p> <p align="center">or</p> <p align="center">For Gas service call (713) 659-2111</p>

COMMENTS OR NOTES





"A Full Service Company for the Flag Waver"

COST CODE : 10-003
 FLAGPOLES?
 Access.

January 25, 2012

Bass Construction
 Tim Willert

Re: Ft. Bend County Animal Services

We are pleased to quote the following flagpole. Quantity of one 30' exposed height, 33' overall, 6" base diameter. Finish is brushed satin aluminum. Furnished with single external halyard with gold anodized aluminum finial ball.

Installation is based on standard foundation or 3' depth x 20" diameter in natural earth. Area must be truck accessible. Any concrete/tree root/rock breakout will be additional. Any underground/overhead lines must be noted prior to digging, as we cannot be responsible for any damage to these lines. Pricing does not include any dirt removal from the jobsite. Includes installation during normal work hours of 8-5 Monday – Friday. Any weekend/holiday/after hours requirements will incur additional charges.

Flagpole with .156" wall thickness.	\$1,075.00
4' x 6' U.S. and Texas all weather nylon flags.	\$ 87.00
<u>Installation.</u>	<u>\$ 500.00</u>
TOTAL.	\$1,662.00

Flagpole with .188" wall thickness.	\$1,130.00
5' x 8' U.S. and Texas all weather nylon flags.	\$ 120.00
<u>Installation.</u>	<u>\$ 500.00</u>
TOTAL.	\$1,750.00

Installation pricing is based on one trip to jobsite for foundation and flagpole installation. Additional trips for site visit, setting foundations separately from flagpole, etc. are subject to an additional charge.

*Standard calculations on the flagpole shaft only are available at no additional cost. However, signed and sealed calculations for flagpole shaft only will be an additional \$400.00. Foundation calculations are an additional \$500.00.

ADDERS:

Subcontract under \$2500 with retainage.	ADD \$150.00
Subcontract over \$2500 with retainage.	ADD \$300.00
Payroll reporting required.	ADD \$100.00
Purchase order that requires retainage.	ADD \$ 75.00
Job specific drug testing.	ADD \$150.00/plus test cost
Job specific Background checks/Senate Bill 9.	ADD \$150.00
TEXTURA online Mgmt. system.	ADD \$ 75.00
HUD projects with required paperwork.	ADD \$100.00
Contractor/owner job specific training that cannot be done on jobsite on same day as install and/or is more than 30 minutes.	ADD \$ 65.00/person plus class cost and drive time if more than 30 miles from office

EXCLUSIONS: sales tax, payroll reporting, OCIP/ROCIP participation, any finish at grade or above grade concrete work, additional concrete/formwork, bonding, dirt removal from jobsite, orientation or safety meetings, "risk of non-payment" clauses, any additional permits or fees as required by others, liquidated damages clauses, signed and sealed calculations (available for an additional charge), lighting.

We are not responsible for final location. The final location should be marked and staked prior to our arrival on the jobsite. Terms are cash, check, credit card or Net 30 with previously approved terms. Quotes are good for 90 days.

Thank you and I will await your reply.

Jeff Gifford-Weaver

COOPER LIGHTING - LUMARK®

DESCRIPTION

The compact die-cast aluminum Arrowhead™ floodlight blends well in almost any setting. It features an adjustable trunnion or slipfitter which allows exceptional mounting flexibility and light control. U.L. listed and labeled for wet locations. CSA certified.

The Arrowhead floodlight can be wall, ground or pole mounted, making it perfect for all commercial and industrial floodlighting applications.

Catalog #	MPAH25TAH/V-BZ
Project	Fort Bend Animal Services
Comments	
Prepared by	CED Houston

SPECIFICATION FEATURES

Construction

Heavy-duty cast aluminum housing and corrosion resistant captive retaining screws secure the weather-resistant integral hinged door. Tempered glass lens is heat and impact resistant. Four point door connections provide positive seal to housing. Housing is finished in weather and abrasion resistant dark bronze polyester powder coat.

Gasket

Full circumference high-temperature silicone gasket seals out external contaminants.

Socket/Lamp

Mogul or medium base porcelain socket included. 150W Medium base or up to 400W HP, MP for mogul base.

Reflector


Formed aluminum reflector optimizes beam efficiency and control.

Ballast

High power factor ballast with Class H insulation. Minimum starting temperature is -40°C (-40°F) for HPS and -30°C (-20°F) for MH and MP. HID ballasts are hard mounted to die cast aluminum back casting.

Mounting

Polyester powder coated steel trunnion or slipfitter mount provides stability and adjustable aiming. Slipfitter fits 2 3/8" O.D. tenon. Heavy-duty steel yoke provides flexibility in mounting and aiming from a variety of surfaces.



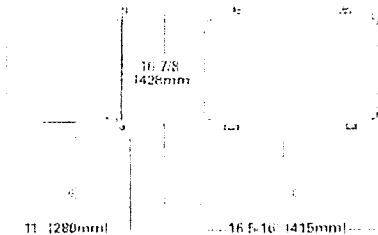
AH ARROWHEAD

150 - 400W

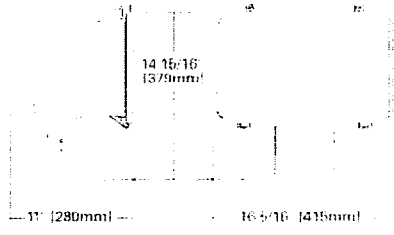
Pulse Start Metal Halide
High Pressure Sodium
Metal Halide

FLOODLIGHT


DIMENSIONS SLIPFITTER



DIMENSIONS TRUNNION



MOUNT DRILLING PATTERN - TRUNNION AND YOKE



TECHNICAL DATA

UL Wet Location Listed
cUL Listed
1.5G Vibration Rated
FISA, ABRA Title 20 Compliant

ENERGY DATA

CWA Ballast Input Watts
250W HPS HPI (300 Watts)
400W HPS HPI (465 Watts)
150W MP HPI (118 Watts)
250W MP HPI (283 Watts)
320W MP HPI (365 Watts)
400W MP HPI (452 Watts)

EPA

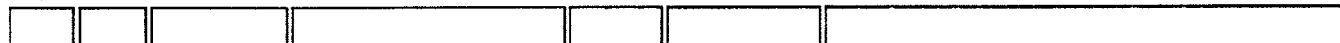
Effective Projected Area
1.59 x 45"

SHIPPING DATA

Approximate Net Weight
30 lbs. (13.5 kgs.)

ORDERING INFORMATION

Sample Number: MPAH-S-32-277V



Lamp Type
MP=Pulse Start Metal Halide
MH=Metal Halide
HP=High Pressure Sodium

Series
AH=Arrowhead

Mounting
S=Slipfitter¹
T=Trunnion

Lamp Wattage
MP ⁷
15=150W
25=250W
32=320W
35=350W
40=400W
HE
15=150W
25=250W
40=400W
MH ⁸
17=175W
25=250W
40=400W

Voltage
120V=120V
208V=208V
240V=240V
277V=277V
347V=347V
480V=480V
MT: Multi-Tap, ⁴
 wired 277V
TT: Triple-Tap, ⁵
 wired 347V

Options
WH=White
LL=Lamp Included
PER=NEMA Twistlock Photocontrol Receptacle
PC: Button Type ⁶ Photocontrol

Accessories ⁷
AHWG=Wire Guards
AHV-BZ=Side and top Visor - Bronze⁹
AHV-WH=Side and top Visor - White
AHGS-BZ=Glass Replacement Door - Bronze
AHGS-WH=Glass Replacement Door - White
QA/RA1014= Photoelectric Control, 120V NEMA Type
QA/RA1018= Photoelectric Control, 105-285V NEMA Type
QA/RA1013= Shorting Cup for NEMA Twistlock Photocontrol Receptacle
QA/RA1027= Photoelectric Control, 480V NEMA Type

- Notes**
- Slipfitter fits 2 3/8" O.D. tenon
 - Medium base socket for Pulse Start Metal Halide 150W and Metal Halide 175W, all others mogul base
 - MH available in non-U.S. markets only.
 - Supplied with 120/208/240/277 wired 277V.
 - Supplied with tri-tap voltage 120/213/347 (wired 347V), 88% efficient EISA compliant fixtures not available in 347V or TT Voltages.
 - Must specify voltage (120, 208, 240, or 277V).
 - Order separately
 - Not available with AVV-BZ or AVV-WH
 - Not available with AHWG.

STOCK SAMPLE

Sample Number: MPAH325



Lamp Type
MP=Pulse Start Metal Halide
HP=High Pressure Sodium

Series
AH=Arrowhead

Lamp Wattage
15=150W
25=250W
32=320W
40=400W

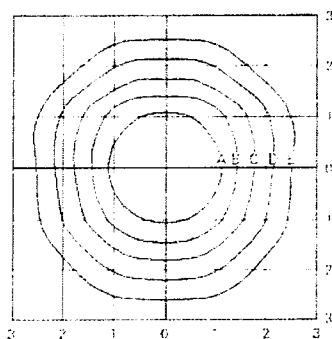
Mounting
S=Slipfitter
T=Trunnion

LAMP TYPE	WATTAGE
Pulse Start Metal Halide (MP)	150, 250, 320, 350, 400W
Metal Halide (MH)	175, 250, 400W
High Pressure Sodium (HP)	150, 250, 400W

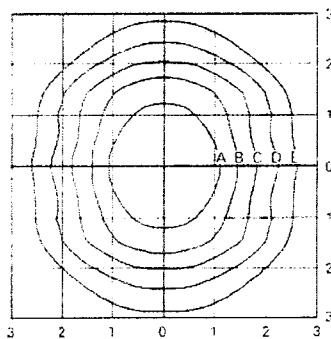
Stock Notes

Grid start on top and center. 1400 and 3200 available in MP only. Options not available with stock product. Refer to standard fixture information for table prices. Refer to the Stock Guide for availability. Lamps mounted.

ARROWHEAD™ PHOTOMETRICS (Complete IES files available at www.cooperlighting.com)



MPAH-X-40
 460 - Watt MP
 44,000 - Lumens Clear Lamp



HPAH-X-40
 400 - Watt HPS
 50,000 - Lumens Clear Lamp

Footcandle Table

Select mounting height and read across for footcandle values of each isocandela line. Distance in units of mounting height.

Mounting Height	Footcandle Values for Isocandela Lines				
	A	B	C	D	E
MPAH-X-40 / HPAH-X-40					
20'	5.00	2.00	1.00	0.50	0.25
25'	3.20	1.28	0.64	0.32	0.16
36'	2.20	0.85	0.44	0.22	0.11

Letter of Transmittal

To: Don Brady
 Fort Bend County Facilities &
 1517 Eugene Heimann Circle
 Rosenberg, TX 77469
 Ph: 281-633-7018 Fax: 281-633-7022

Transmittal #: 71
Date: 2/14/2012
Job: 10-012 FBC Animal Control

Subject: Change Order #1: Falg Pole w/ Accessories, Add Fencing, Center Point Charges, CP#1

- WE ARE SENDING YOU**
- Attached
 - Shop drawings
 - Copy of letter
 - Prints
 - Change order
 - Under separate cover via None the following items:
 - Plans
 - Specifications
 - Samples
 - Other

Document Type	Copies	Date	No.	Description
Other	3	2/14/12	1	Flag Pole w/ Accessories, Add Fencing, Center Point Charges, CP#1

THESE ARE TRANSMITTED as checked below:

- For approval
- For your use
- As requested
- For review and comment
- FOR BIDS DUE
- Approved as submitted
- Approved as noted
- Returned for corrections
- Other
- PRINTS RETURNED AFTER LOAN TO US
- Resubmit ___ copies for approval
- Submit ___ copies for distribution
- Return ___ corrected prints

Remarks: PLEASE REVIEW AND RESPOND ASAP

Copy To: Jamie Knight (Fort Bend County Facilities &)

From: Tim Willert, Bass Construction

Signature: _____