

REVIEW BY FORT BEND COUNTY COMMISSIONERS COURT

On this 06 day of SEPTEMBER, 2011, before the Fort Bend Commissioners Court came on to be heard and reviewed the accompanying notice of WINDSTREAM COMMUNICATIONS

Job Location HARLEM

Dated 08/23/11 BOND NO. K08097604 Permit No. 84006

to make use of certain Fort Bend County property subject to, "A Revised Order Regulating the Laying, Construction, Maintenance, and Repair of Buried Cables, Conduits, and Pole Lines, In, Under, Across or Along Roads, Streets, Highways, and Drainage Ditches in Fort Bend County, Texas, Under the Jurisdiction of the Commissioners Court of Fort Bend County, Texas," as passed by the Commissioners Court of Fort Bend County, Texas, date the 3rd day of August, 1987, recorded in Volume _____ of the Minutes of the Commissioners Court of Fort Bend County, Texas, to the extent that such order is not inconsistent with Article 1436a, Vernon's Texas Civil Statues. Upon Motion of Commissioner Meyers, seconded by Commissioner Prestage, duly put and carried, it is ORDERED, ADJUGED AND DECREED that said notice of said above purpose is hereby acknowledged by the Commissioners Court of Fort Bend County, Texas, and that said notice be placed on record according to the regulation order thereof.

Notes:

1. Evidence of review by the Commissioners Court must be kept on the job site and failure to do so constitutes grounds for job shutdown.
2. Written notices are required:
 - a. 48 hours in advance of construction start up, and
 - b. When construction is completed and ready for final inspection

Mail notices to: Permit Administrator
Fort Bend County Engineering
P.O. Box 1449
Rosenberg, Texas 77471
281-633-7500

3. This permit expires one (1) year from date of permit if construction has not commenced.

By [Signature]
County Engineer

By N/A
Drainage District Engineer/Manager

Presented to Commissioners Court and approved.
Recorded in Volume 9611
Minutes of Commissioners Court.

Clerk of Commissioners Court
By [Signature]
Deputy

COUNTY OF FORT BEND

Engineering Department

P.O. BOX 1449
Rosenberg, Texas 77471-1449

Johnny Ortega
Permit Administrator

1124 Blume Road
Phone: (281) 341-7500

PERMIT APPLICATION REVIEW FORM FOR CABLE, CONDUIT, AND POLE LINE ACTIVITY IN FORT BEND COUNTY

PERMIT NO. 084006

The following "Notice of Proposed Cable, Conduit, and/or Pole Line activity in Fort Bend County" and accompanying attachments have been reviewed and the notice conforms to appropriate regulations set by Commissioner's Court of Fort Bend County, Texas.

- (1) Complete Application Form.
- a. Name of road, street, and/or drainage ditch affected.
 - b. Vicinity map showing course of direction.
 - c. Plans and specifications.

- (2) Bond:
- District Attorney, approval when applicable.
 - Perpetual bond currently posted.
No. K08097604
Amount \$50,000.00
 - Performance bond submitted.
No. _____
Amount _____
 - Cashier's Check.
No. _____
Amount _____

- (3) Verbal permission given for emergencies, to start construction before approved in Commissioner's Court.

Precinct Engineer Acknowledgment Date

Precinct Commissioner Acknowledgment Date

- (4) _____
Drainage District Approval when applicable

We have reviewed this project and agree it meets minimum requirements.



Johnny Ortega CFM, Permit Administrator
(REVISED 5/30/08)

08/23/2011

Date

**NOTICE OF PROPOSED CABLE, CONDUIT AND/OR POLE LINE ACTIVITY
IN, UNDER, ACROSS OR ALONG ROADS, STREETS, HIGHWAYS AND DRAINAGE DITCHES
IN FORT BEND COUNTY**

APPLICANT'S JOB NO. 720915083
 PERMIT No. 84006 PCT. No. 3
 BOND No. K08097604

Formal notice is hereby given that WINDSTREAM COMM.
 proposes to lay, construct, maintain and/or repair cable, conduit and/or pole line, in, under,
 across, or along roads, streets, highways and drainage ditches in Fort Bend County, as follows:

In, Under, or Across Roads and/or Drainage Ditches

Road or Ditch Name	: Distance & Direction From Nearest Intersection	: Length of Crossing	: Type of Construction Bored: Jacked: Driven: Cased
<u>HARLEM</u>	<u>AT PLANTATION DR</u>	<u>120'</u>	<u>✓</u> : : :
			: : :
			: : :

Along Roads and/or Drainage Ditches

Road or Ditch Name	: Distance & Direction From Nearest Intersection	: To	: Distance
<u>HARLEM RD</u>	<u>AT HWY 90</u>	<u>PLANTATION DR</u>	<u>9406'</u>

General Description

BEGINNING AT NORTHEAST CORNER OF INTERSECTION OF HARLEM RD. & U.P.R.R. BURIED 3 FOOT OFF OF EASTERN MOST R.O.W. OF HARLEM RD. AT A DEPTH OF 36 INCHES IN NORTHERNLY DIRECTION FOR A DISTANCE OF 9406' AND TURNING WEST AND BORING UNDER HARLEM RD AND ENDING.
 The Location and description of the proposed installation and appurtenances is more fully shown on the attached detail drawings. The laying, construction, maintenance and/or repair of the proposed installation shall be subject to "A Revised Order Regulating the Laying, Construction, Maintenance and/or Repair of Cables, Conduits, and/or Pole Lines, In, Under, Across, or Along Roads, Streets, Highways and Drainage Ditches in Fort Bend County, Texas, Under the Jurisdiction of the Commissioners Court of Fort Bend County, Texas," as passed by Commissioners Court of Fort Bend County, Texas, dated the 3rd. day of August, 1987, recorded in Volume 639 of the Minutes of the Commissioners Court of Fort Bend County, Texas.

Written notices are required: 1) 48 hours in advance of start of construction and
 2) when construction is complete and ready for final inspection.

Mail to: Permit Administrator/Fort Bend County Engineering
 P.O. Box 1449, Rosenberg, TX 77471.

Violation of requirements shall constitute grounds for job shut down.

COMPANY NAME: WINDSTREAM COMM.
 AGENT and/or OWNER

[Signature]
 (Signature)

NAME & TITLE OSP ENGINEER
 (Please Print)

DATE 8/16/11

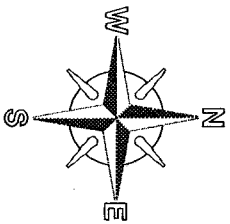
ADDRESS 8306 HWY 90-A
 (Street/P.O. Box)

SUGAR LAND TX 77478
 City State Zip

TELEPHONE NO: 713-828-5493
 (accessible 24 hrs/day, 7 days/week)

Does project comply with Fort Bend County Outdoor Lighting Ordinance?
Yes (✓)
No ()

* NOTE: HAVE SPOKEN WITH SCOTT WIEGHAT, ABOUT HARLEM WIDENING AND WINDSTREAM WILL BE WORKING WITH Him ON PLACEMENT OF CABLE, SO NOT TO INTERFERE WITH NEW ROAD WORK.



JAMES BOWIE M.S.
FBI SDF 2: 23-24
FBI SDF 4: 71-72

SEE SHEET 12

*213528 7209150220
 U012-31 SINGLE MODE
 600' (PP) →
 (THSF1:25-30)
 (A:7-12)
 FBI SDF 2: 23-24
 A:3-6
 FBI SDF 4:71-72
 A:9-12

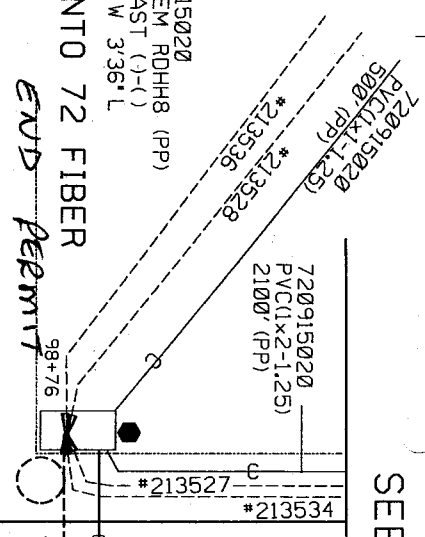
*213536 7209150220
 UF 25-24
 550' (PP) →
 CLAM:76-100

*213534 7209150220
 UF 50-24
 2125' (PP) →
 CLAM:51-100

SPLICE INTO 72 FIBER

7209150220
 HARLEM RD/H8 (PP)
 PRECAST ()-()
 2'24" W 3'36" L

PLANTATION



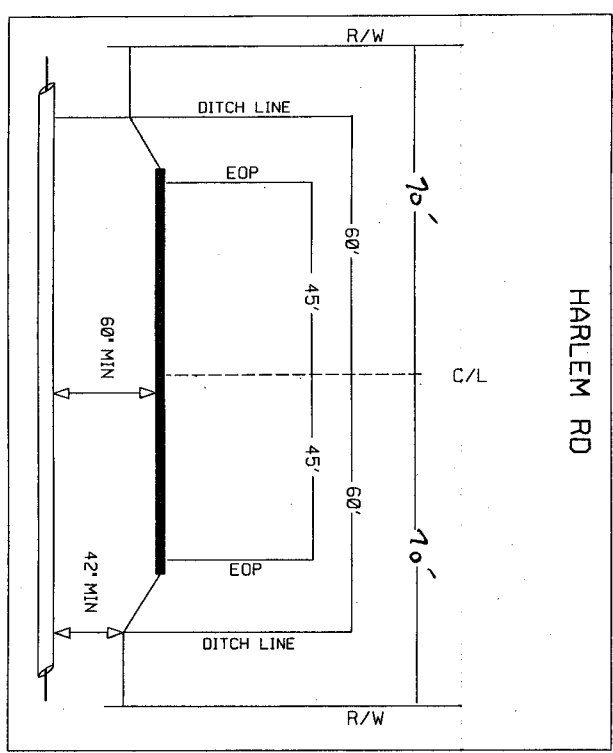
*213527 7209150220
 U072-31 SINGLE MODE
 4400' → (PP)
 (A:1-420)
 (THSF1:25-30)
 (A:49-72)
 FBI SDF 4: 1-70
 FBI SDF 2: 23-24

BM61(4) = 150'

500'
 UD(1X1X4)
 PL 31.25 MINI DUCT

REEL #2

10,576'
 U072
 FBI SDF 4: 1-72

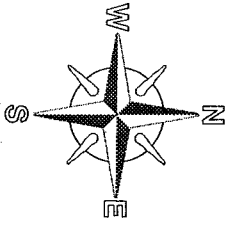


U072 = 650'
 UOML = 2
 UHF(30X36X24)T = 1
 H01(U) = 70
 WH01(U) = 4
 UD(1X1X4) = 500'
 3)1.25 MINI DUCT = 500'
 BM61(4) = 150'
 BM53F = 2
 BM53FI = 1
 WHUP = 1

WORK ORDER NUMBER*: 720915083 EXCHANGE SGLD NO CUT SHEET REQUIRED
 DATE: 7/7/11 DISTRICT WEST PERMIT REQUIRED
 ENGINEER LARRY GREGORY REVISION #: NO MOP REQUIRED
 PHONE NUMBER 281-490-9432 REVISION DATE: NO JOINT WORK REQUIRED



SEE SHEET 10



U072 = 3140'
UOML = 1
UHF(30X36X24)T = 3
UD(1X1X4) = 3000'
31.25 MINI DUCT = 3000'
BM61(4) = 220'
BM53F = 5

WORK ORDER NUMBER#: 720915083 EXCHANGE SGLD NO CUT SHEET REQUIRED
DATE: 7/7/11 DISTRICT WEST PERMIT REQUIRED
ENGINEER LARRY GREGORY REVISION #:
PHONE NUMBER 281-490-9432 REVISION DATE: NO JOINT WORK REQUIRED

PL 31.25 MINI DUCT
1000'
UD(1X1X4)

PL 31.25 MINI DUCT
1000'
UD(1X1X4)

PL 31.25 MINI DUCT
1000'
UD(1X1X4)

SEE SHEET 11

1000'

1000'

1000'

HARLEM RD

83+76
PL HH

BM61(4) = 130'

80+95

3'

73+76
PL HH

U072
FBISDF4: 1-72

BM61(4) = 90'

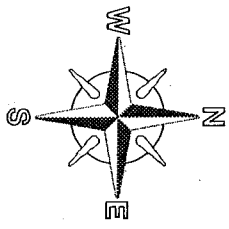
67+70

U072
FBISDF4: 1-72

63+76
PL HH

SEE SHEET 9





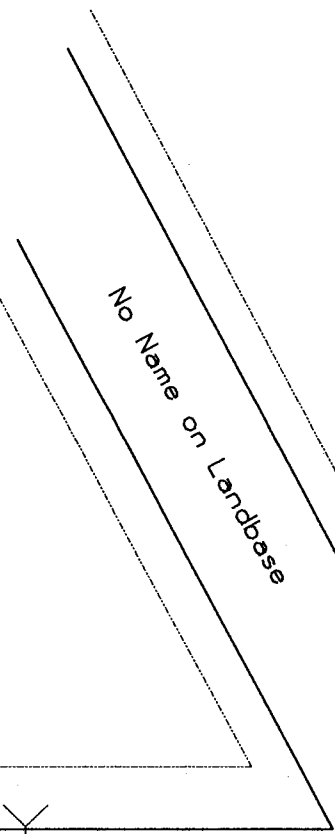
U072 = 2120'
 UOML = 1
 UHF(30X36X24)T = 2
 UD(1X1X4) = 2000'
 31.25 MINI DUCT = 2000'
 BM61(4) = 90'
 BM53F = 5

WORK ORDER NUMBER*: 720915083 EXCHANGE SGLD NO CUT SHEET REQUIRED
 DATE: 7/7/11 DISTRICT WEST PERMIT REQUIRED
 ENGINEER LARRY GREGORY REVISION *:
 PHONE NUMBER 281-490-9432 REVISION DATE: NO JOINT WORK REQUIRED

1000'
 UD(1X1X4)
 PL 31.25 MINI DUCT

BM61(4) = 90'

1000'
 UD(1X1X4)
 PL 31.25 MINI DUCT



SEE SHEET 10

1000'
UOML

HARLEM RD

1000'

53+76 PL HH

50+54

DRWY

X — 50+12 END FENCE

DRWY

49+76

47+54

U072

FBI SDF4: 1-72

44+46

43+76 PL HH

41+46

38+44

36+16

35+44

3'



SEE SHEET 8

SHEET 9 OF 43

SEE SHEET 8

1000'

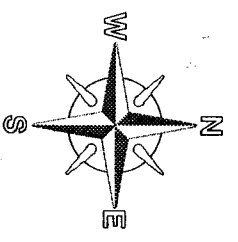
HARLEM RD

376'

8+42 1000'
 UD(1X1X4)
 PL 3.1.25 MINI DUCT
 5+32
 U072
 FBISDF4:1-72

U072 = 1446'
 UOML = 1
 UHF(30X36X24)T = 1
 UD(1X1X4) = 1376'
 3.1.25 MINI DUCT = 1376'
 BM61(4) = 376'
 BM53F = 1

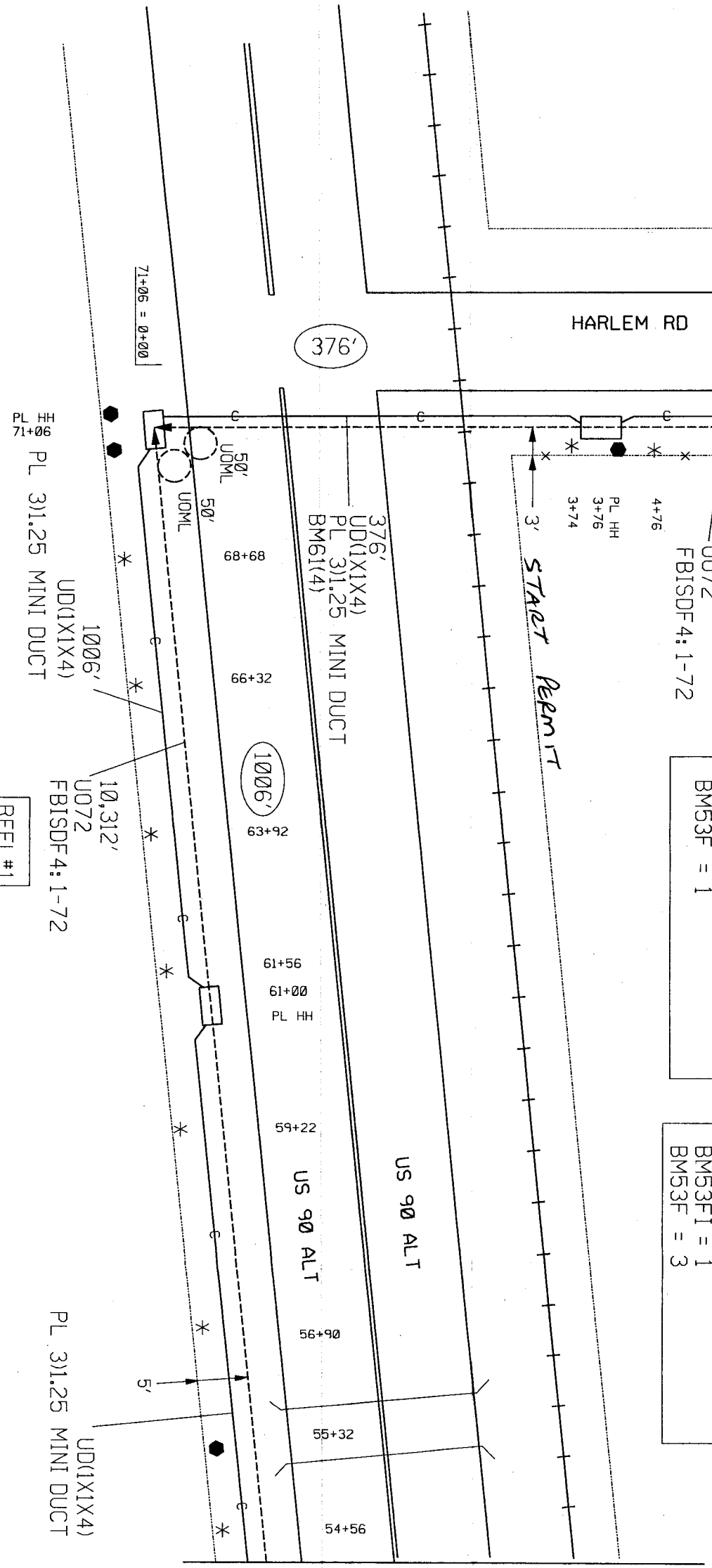
U072 = 1076'
 UOML = 1
 UHF(30X48X24)T = 1
 UHF(30X36X24)T = 1
 HOU(72)3M = 1
 HOU(GRDK)3M = 1
 HO1(U) = 72
 UD(1X1X4) = 1006'
 3.1.25 MINI DUCT = 1006'
 BM53F1 = 1
 BM53F = 3



SEE SHEET 6

US 90 ALT

US 90 ALT



REEL #1

WORK ORDER NUMBER: 720915083 EXCHANGE SGLD NO CUT SHEET REQUIRED
 DATE: 7/7/11 DISTRICT WEST PERMIT REQUIRED
 ENGINEER LARRY GREGORY NO MOP REQUIRED
 PHONE NUMBER 281-490-9432 REVISION DATE: NO JOINT WORK REQUIRED

windstream
 communications