

**FORT BEND COUNTY, TEXAS**


**FY 2011  
CONSOLIDATED ACTION PLAN**

**SEPTEMBER 1, 2011 - AUGUST 31, 2012**

**COMMUNITY DEVELOPMENT BLOCK GRANT PROGRAM  
HOME PROGRAM  
EMERGENCY SHELTER GRANT PROGRAM**



**COMMUNITY DEVELOPMENT DEPARTMENT  
4520 Reading Road, Suite A  
Rosenberg, Texas 77471  
(281) 341-4410**



**COUNTY OF FORT BEND, TEXAS**

Robert E. Hebert  
Robert Morrison, Commissioner  
Grady Prestage, Commissioner  
Andy Meyers, Commissioner  
James Patterson, Commissioner

County Judge  
Precinct 1  
Precinct 2  
Precinct 3  
Precinct 4



**Fort Bend County, Texas  
FY 2011 Consolidated Action Plan  
Executive Summary**

**Introduction**

In 1995, Fort Bend County submitted its first Consolidated Plan as required by Title I of the National Affordable Housing Act of 1990. The Consolidated Plan is a single submission for the planning and application aspects of the Community Development Block Grant (CDBG), Emergency Shelter Grant (ESG), HOME Investment Partnerships (HOME), American Dream Downpayment Initiative (ADDI), and Housing Opportunities for Persons with AIDS (HOPWA) formula programs, and all the community planning and development programs, as well as for housing programs. Fort Bend County's Consolidated Plan covers the five-year period from September 1, 2010 to August 31, 2015.

Each year the County must submit a Consolidated Action Plan to discuss the activities Fort Bend County will undertake to address priority needs and local objectives with anticipated resources it will receive during the year under the CDBG, HOME, ESG and other HUD programs, as well as, all local resources it will receive and/or allocate to these activities. It also includes the Standard Form 424 for the County's CDBG, HOME, and ESG Programs.

**The Service Area of the Annual Consolidated Action Plan**

The service area for the Fort Bend County FY 2011 Consolidated Action Plan includes the unincorporated areas of the County and all the incorporated areas of the County that have entered into interlocal agreements with the County. The incorporated areas include Arcola, Beasley, Fairchilds, Fulshear, Kendleton, Meadows Place, Needville, Orchard, Pleak, Richmond, Rosenberg, Stafford and Thompsons. The service area does not include Katy, Houston, Missouri City or Sugar Land.

**Consolidated Action Plan**

Fort Bend County will receive \$1,817,597 in Community Development Block Grant (CDBG) Program funds, \$492,073 in HOME Investment Partnerships Program funds and \$86,509 in Emergency Shelter Grant (ESG) Program funds directly from the U.S. Department of Housing and Urban Development (HUD) for program year 2011 (September 1, 2011 to August 31, 2012). Fort Bend County issued a request for proposals (RFPs) on February 11, 2011 to cities and organizations that had expressed an interest in receiving funding for a project or program during the previous program year. The Consolidated Action Plan was developed in consideration of the proposals received that addressed the needs identified in the 2010 Consolidated Plan.

The Consolidated Action Plan is divided into four parts. Part I of the plan is the introduction. In this part, Fort Bend County states the purpose of the plan and describes the contents. It also summarizes the development process and the citizen participation process that was used in gathering public comments and input.

Part II is the Consolidated Action Plan. In this section, Fort Bend County provides the following information:

1. A Standard Form 424 for each program for which Fort Bend County receives an allocation from the U.S. Department of Housing and Urban Development.
2. A summary of all resources available.
3. A description of all activities to be undertaken. Each activity is described in a project table which includes the location of the project, the national objective it addresses, the local objective it addresses, the proposed outcome and the performance measurement. This information is listed below.
4. A description of the geographic areas of Fort Bend County in which the County will direct assistance along with a map of infrastructure improvements that will be made with CDBG funds.
5. Activities identified to provide a continuum of care to potential homeless and homeless persons in Fort Bend County.
6. Other requirements for submitting the Consolidated Action Plan along with specific requirements of the CDBG, HOME and ESG programs.

The projects to be funded in FY 2011 are listed below by funding source.

**Community Development Block Grant:**

<b>Location/Area</b>	<b>Description</b>	<b>Amount Recommended</b>
	#1 CDBG Program Administration and Planning	\$363,000
	#2 CDBG/HOME Program Housing Rehabilitation Administration	\$95,000
Countywide	#3 CDBG Fort Bend CORPs Housing Repair Program	\$228,750
Arcola	#4 Community Center	\$100,000
Kendleton	#5 Lift Station Repairs	\$100,000
Needville	#6 Sanitary Sewer Improvements, Phase IV	\$176,790
Richmond	#7 North Richmond Sanitary Sewer Improvements, Phase III	\$222,000
Riverwood	#8 MUD No. 19 Riverwood Water Line Replacement	\$100,000
Rosenberg	#9 Northside Sanitary Sewer Improvements, Phase VI	\$221,430
Countywide	#10 ARC Social and Recreational Programs	\$27,667
Countywide	#11 Brazos Bend Guardianship Services	\$25,000
Countywide	#12 FBC Child Advocates, Inc. Forensic Interviewer/Children's Services Coord.	\$28,408
Countywide	#13 FBC Women's Center Shelter Services	\$29,556
Countywide	#14 FB Senior Citizens, Inc. Meals on Wheels	\$38,034
Countywide	#15 Literacy Volunteers of FBC, Inc. Literacy Tutoring	\$35,000
Countywide	#16 Unprogrammed Funds-CDBG Contingency	\$26,962
<b>TOTAL</b>		<b>\$1,817,597</b>

### **HOME Investment Partnerships Program:**

<b>Location/Area</b>	<b>Description</b>	<b>Amount Recommended</b>
	#17 HOME Program Administration	\$49,207
	#18 CHDO Set Aside	\$73,811
Countywide	#19 Housing Rehabilitation Program	\$296,857
TBC	#20 Habitat for Humanity New Construction	\$72,128
<b>HOME Program Total</b>		<b>\$492,857</b>

### **Emergency Shelter Program:**

<b>Location/Area</b>	<b>Description</b>	<b>Amount Recommended</b>
	#21 Fort Bend County ESG Program Administration	\$4,325
Countywide	#22 FBC Women's Center Shelter Operations	\$22,444
Countywide	#23 FBC Women's Center Essential Services	\$13,529
Countywide	#24 Parks Youth Ranch Shelter Operations	\$28,590
Countywide	#25 Parks Youth Ranch Essential Services	\$7,820
Countywide	#26 FBC Social Services Dept. Emergency Rent/Mortgage/Utility Assistance	\$9,801
<b>ESG Program Total</b>		<b>\$86,509</b>

Part III includes the certifications that must be included in the annual submission to HUD. These certifications are in accordance with the applicable statutes and regulations governing the Consolidated Plan regulations. The appendices are the fourth part of the document.

### **Performance Measurement System**

Beginning in FY 2006, Fort Bend County began to incorporate performance measurement objectives, indicators and outcomes in its planning process. These objectives, indicators and proposed outcomes will allow for simplified data collection and reporting. Upon determining the national objective met by each activity, Fort Bend County selected indicators that relate to the local goals established in the County's Consolidated Plan. Fort Bend County then proposed the outcome for each activity and how the outcome would be measured.

### **Citizen's Participation**

The staff of the Fort Bend County Community Development Department managed the Consolidated Action Plan development process, conducted meetings, issued requests for proposals (RFPs), evaluated proposals, collected the required information and data, and wrote the actual Consolidated Action Plan document.

A public meeting and information session was held on Thursday, February 23, 2011 to discuss the County's FY 2011 Request for Proposals (RFPs) and to answer questions from the public, interested organizations and local governments. A second public meeting was held on Tuesday, June 14, 2011, to receive public comments regarding the draft FY 2011 Consolidated Action Plan. During the thirty-day comment period, no substantial comments regarding the draft Consolidated Action Plan were received by the Fort Bend County Community Development Department.

### **Evaluation of Past Performance**

The FY 2011 Consolidated Action Plan is the second year of the 2010 Consolidated Plan. The County's FY 2010 program year ends on August 31, 2011. Thus, a review of the first year activities will not be available until November 2011, with the submission of the FY 2010 Consolidated Annual Performance and Evaluation Report (CAPER) to HUD. Table 3A: Summary of Specific Annual Objectives lists the County's specific annual objectives, source of funds, performance indicators and the actual number of projects assisted. (See Appendix G) This table will be completed as part of the FY 2010 CAPER.

## Table of Contents

	Page
<b>Part I: Introduction</b>	
Purpose .....	1-1
Contents .....	1-2
Submission Date .....	1-4
Fort Bend County Community Development Department.....	1-4
Summary of Consolidated Action Plan Development Process.....	1-5
<b>Part II: Consolidated Action Plan</b>	
<b>A. Standard Form 424 Narrative .....</b>	<b>2-1</b>
Standard Form (SF) 424-CDBG, HOME, ESG .....	2-2
<b>B. Resources .....</b>	<b>2-1</b>
a. Federal Resources .....	2-1
b. Other Resources .....	2-4
1. Matching Requirements .....	2-4
2. Publicly Owned Property .....	2-6
3. Section 8, LIHTC, and McKinney-Vento Homeless Assistance Programs .....	2-7
<b>C. Activities To Be Undertaken .....</b>	<b>2-7</b>
a. Proposed Projects Table Narrative (HUD Table 3).....	2-8
b. Proposed Projects Table (HUD Table 3) .....	2-9
<b>D. Geographic Distribution.....</b>	<b>2-8</b>
a. Community Development Block Grant (CDBG) Program Activities .....	2-8
1. Community Development Block Grant (CDBG) Low-and Moderate-Income Area Benefit Activities .....	2-8
2. Community Development Block Grant (CDBG) Low-and Moderate-Income Limited Clientele Activities .....	2-36
3. Community Development Block Grant (CDBG) Low-and Moderate-Income Housing Activities .....	2-36
b. HOME Program Activities.....	2-37
c. Emergency Shelter Grant (ESG) Program Activities .....	2-38
<b>E. Homeless and Other Special Populations .....</b>	<b>2-38</b>
a. Prevention of Homelessness.....	2-40
b. Emergency Shelter Needs .....	2-40
c. Transitional Housing Needs .....	2-41
d. Transition To Permanent Housing and Independent Living Needs.....	2-41
e. Special Needs .....	2-42
<b>F. Needs of Public Housing .....</b>	<b>2-43</b>
<b>G. Anti-Poverty Strategy .....</b>	<b>2-43</b>
<b>H. Lead-Based Paint Hazards .....</b>	<b>2-43</b>

## Table of Contents

	Page
<b>I. Other Actions.....</b>	<b>2-44</b>
a. Actions To Remove Obstacles To Meeting Underserved Needs .....	2-44
b. Actions To Foster and Maintain Affordable Housing .....	2-44
c. Actions To Remove Barriers To Affordable Housing .....	2-45
d. Actions To Develop Institutional Structure.....	2-46
e. Actions To Enhance Coordination Between Public and Private Housing, Health and Social Service Agencies .....	2-46
f. Actions To Foster Public Housing Improvements and Resident Initiatives .....	2-47
<b>J. Monitoring.....</b>	<b>2-47</b>
<b>K. Performance Monitoring.....</b>	<b>2-47</b>
<b>L. Specific CDBG Program Submission Requirements.....</b>	<b>2-47</b>
a. CDBG Program Activities Planned During Program Year.....	2-48
b. CDBG Program Income .....	2-48
c. CDBG Program Float-Funded Activities.....	2-48
d. CDBG Program Locations .....	2-48
e. CDBG Program Contingency .....	2-48
f. CDBG Program Urgent Needs .....	2-48
<b>M. Specific HOME Program Submission Requirements.....</b>	<b>2-50</b>
a. HOME Program Activities Planned During Program Year .....	2-50
b. HOME Program Resale Provisions .....	2-50
c. HOME Program Tenant-Based Rental Assistance (TBRA) .....	2-51
d. HOME Program Other Forms of Investment.....	2-51
e. HOME Program Affirmative Marketing.....	2-51
f. HOME Program Minority/Women's Business Outreach.....	2-52
g. HOME Program Refinancing .....	2-52
<b>N. Specific ESG Program Submission Requirements .....</b>	<b>2-52</b>
<b>O. Specific HOPWA Program Submission Requirements .....</b>	<b>2-53</b>
<b>P. National Goals.....</b>	<b>2-53</b>
a. Ending Chronic Homelessness By 2012 .....	2-53
b. Expanding Minority Homeownership.....	2-53

### **Part III: Certifications**

<b>Certifications.....</b>	<b>1</b>
<b>Specific CDBG Certifications.....</b>	<b>4</b>
<b>Specific HOME Certifications.....</b>	<b>6</b>
<b>ESG Certifications .....</b>	<b>7</b>
<b>Appendix to Certifications .....</b>	<b>9</b>

## **Table of Contents**

## **Page**

<b>Appendix A.</b>	Summary of Citizen Comments
<b>Appendix B.</b>	FYs 2010-2015 Priority Needs Tables and Five Year and One Year Goals
<b>Appendix C.</b>	Monitoring Strategy
<b>Appendix D.</b>	Guidelines for Resale for Homebuyers
<b>Appendix E.</b>	Affirmative Marketing Strategy
<b>Appendix F.</b>	Minority/Women's Outreach Program
<b>Appendix G.</b>	HUD Tables: 3A: Summary of Special Annual Objectives

## Table of Tables

	<b>Page</b>
Table 1. CDBG, HOME, ESG and ADDI Program Allocations, Fort Bend County, Texas, FYs 1995-2011 .....	1-6
Table 2. Source of Program Funds, Fort Bend County, Texas, FY 2011 .....	2-1
Table 3. HUD Program Funds, Fort Bend County, Texas, FY 2008 .....	2-4
Table 4. Proposed Resources From Private and Non-Federal Public Sources for CDBG Program, Fort Bend County, Texas, FY 2011 .....	2-5
Table 5. Proposed Resources From Private and Non-Federal Public Sources for ESG Program, Fort Bend County, Texas, FY 2011 .....	2-6
Table 6. FY 2011 Projects By Objective, Fort Bend County, Texas. FY 2011 .....	2-7
Table 7. CDBG Low-and Moderate-Income Area Benefit Activities By Area and Census Tract Block Group, Fort Bend County, Texas, FY 2011 .....	2-35
Table 8. CDBG Low-and Moderate-Income Limited Clientele Activities, Fort Bend County, Texas, FY 2011 .....	2-36
Table 9. CDBG Low- and Moderate-Income Housing Activities, Fort Bend County, Texas, FY 2011 .....	2-37
Table 10. HOME Program Housing Activities, Fort Bend County, Texas, FY 2011 .....	2-37
Table 11. ESG Program Activities, Fort Bend County, Texas FY 2011 .....	2-38
Table 12. Decent Housing Objective 3: Provide a Continuum of Care to Potential Homeless and Homeless Persons, Fort Bend County, Texas, FYs 2010-2015 .....	2-39
Table 13. Community Development Block Grant Program, Projected Use of Funds, Fort Bend County, Texas, FY 2011 .....	2-49
Table 14. HOME Investment Partnerships Program, Estimated Use of Funds, Fort Bend County, Texas, FY 2011 .....	2-50

## Required HUD Tables

Standard Form (SF) 424-CDBG, HOME, and ESG .....	2-2
Proposed Projects Table (HUD Table 3) .....	2-9
Certifications .....	3-1
HUD Table 3A: Summary of Special Annual Objectives .....	G-1



## **PART I: INTRODUCTION**

The Cranston-Gonzales National Affordable Housing Act of 1990 (NAHA) authorized the creation of a number of programs to affirm the national goal that every American family be able to afford decent housing in a safe and livable neighborhood. Title I of NAHA established the requirement that states and local governments which apply for direct assistance under certain HUD programs have a Comprehensive Housing Affordability Strategy (CHAS) that has been approved by HUD. Effective February 6, 1995, this provision was revised to completely replace the CHAS with a single consolidated submission for the planning and application aspects of the Community Development Block Grant (CDBG), Emergency Shelter Grant (ESG), HOME Investment Partnerships (HOME), Housing Opportunities for Persons With AIDS (HOPWA) formula programs and all the community planning and development programs, as well as for housing programs. The Consolidated Plan replaced the CHAS, the HOME program description, the Community Development Plan, the CDBG final statement, and the ESG and HOPWA applications. The consolidated submission rule requires that Fort Bend County state in the Consolidated Plan its plan to pursue the goals for all community planning and development programs. It is against these goals which the County's Consolidated Plan and its performance under the plan will be evaluated by HUD. The new consolidated submission also consolidates the reporting requirements for these programs, replacing five (5) general performance reports with one (1) performance report.

### **Purpose**

The information collection requirements for the planning process, the application process, and the reporting process were published by HUD as "(24 CFR Part 91, et. al.), Consolidated Submission for Community Planning and Development Programs, Final Rule" in the "Federal Register" on January 5, 1995. The final rule states that the overall purpose of a consolidated plan and a single performance report for all HUD community planning and development formula grant programs is to enable states and localities to examine their needs and design ways to address those needs that are appropriate to their circumstances. The planning activities embodied in the rule are those of the CHAS requirements, enacted by the Cranston-Gonzales National Affordable Housing Act (NAHA, at 42 U.S.C. 12701), and the Community Development Plan requirements, added to the CDBG program by NAHA (42 U.S.C. 5304).

The rule states that the overall goal of the community planning and development programs covered by the consolidated plan is to develop viable urban communities by providing decent housing and a suitable living environment and expanding economic opportunities principally for low- and moderate-income persons. The primary means towards this end is to extend and strengthen partnerships among all levels of government and the private sector including for-profit and non-profit organizations, in the production and operation of affordable housing.

*Decent housing* includes assisting homeless persons to obtain appropriate housing and assisting persons at risk of becoming homeless; retention of the affordable housing stock; increasing the availability of permanent housing in standard condition, and affordable cost to low- and moderate-income families, particularly to members of disadvantaged minorities, without discrimination on the basis of race, color, religion, sex, national origin, familial status, or

disability. Decent housing also includes increasing the supply of supportive housing which combines structural features and services needed to enable persons with special needs, including persons with HIV/AIDS and their families, to live with dignity and independence; and providing affordable housing to low-income persons accessible to job opportunities.

*A suitable living environment* includes improving the safety and livability of neighborhoods; increasing access to quality public and private facilities and services; reducing the isolation of income groups within a community or geographical area through the spatial deconcentration of housing opportunities for persons of lower income and the revitalization of deteriorating or deteriorated neighborhoods; restoring and preserving properties of special historic, architectural, or aesthetic value; and conservation of energy resources.

*Expanded economic opportunities* includes job creation and retention; establishment, stabilization and expansion of small businesses (including micro businesses); the provision of public services concerned with employment; the provision of jobs involved in carrying out activities under programs covered by this plan to low-income persons living in areas affected by those programs and activities; availability of mortgage financing for low-income persons at reasonable rates using nondiscriminatory lending practices; access to capital and credit for development activities that promote the long-term economic and social viability of the community; and empowerment and self-sufficiency opportunities for low-income persons to reduce generational poverty in federally-assisted and public housing.

## **Contents**

A complete Consolidated Plan consists of the information required in sections 91.205 through 91.230 of the Final Rule, submitted in accordance with instructions prescribed by HUD (including tables and narratives), or in such other format as suggested by HUD.

Fort Bend County is required to describe the lead agency or entity responsible for overseeing the development of the plan and the significant aspects of the process by which the Consolidated Plan was developed, the identity of the agencies, groups, organizations, and others who participated in the process, and a description of the jurisdiction's consultations with social service agencies and other entities. The County is also required to include a summary of the citizen participation process, public comments, and efforts made to broaden public participation in the development of the Consolidated Plan.

The Consolidated Plan Final Rule requires that local government jurisdictions' five-year Consolidated Plans contain a housing and homeless needs assessment, a housing market analysis, a strategic plan, an action plan, and the required HUD certifications. Fort Bend County submitted its first five-year Consolidated Plan in July 1995 and it was approved by HUD on September 13, 1995. The County submitted a three-year FYs 2000-2003 Consolidated Plan in July 2000 and the plan was approved by HUD on September 21, 2000. This plan was amended in 2004 when the HUD 2000 Low and Moderate Income Data Summary and more detailed HUD data regarding cost burden and housing condition became available. The amendment included adding goals and specific objectives for two additional years so the strategic plan covered the entire five (5) year time period from FYs 2000-2005.

The County's FYs 2005-2010 Consolidated Plan included two presidential goals—to end chronic homelessness by 2012 and to increase minority homeownership. To the extent feasible, the County was encouraged to include ways to address these goals as part of the Consolidated Plan. The FYs 2010-2015 Consolidated Plan was submitted to HUD in July 2010 and approved by HUD on August 24, 2010.

The consolidated plan also serves the following functions:

- (1) A planning document for the jurisdiction, which builds on a participatory process at the lowest levels;
- (2) An application for federal funds under HUD's formula grant programs;
- (3) A strategy to be followed in carrying out HUD programs; and
- (4) An action plan that provides a basis for assessing performance.

The Final Rule also requires that the County submit a Consolidated Action Plan every year. The action plan must include the Standard Form 424 for each of the County's formula allocation programs. The Action Plan must describe the Federal and other resources expected to be available to address the priority needs and specific objectives identified in the strategic plan. In addition, the Action Plan must include a description of the activities to be undertaken during the next year to address priority needs in terms of local objectives; a description of the geographic areas of the County in which assistance will be directed; the activities planned in the next year to address homeless and other special needs activities; and other actions that will be taken to meet the underserved needs, foster and maintain affordable housing, remove barriers to affordable housing, evaluate and reduce lead-based paint hazards, reduce the number of poverty level families, develop institutional structure; and enhance coordination between public and private housing and social service agencies. The Action Plan also describes the standards and procedures that the jurisdiction will use to monitor activities carried out in furtherance of the plan and ensure long-term compliance with the requirements of the programs involved, including minority business outreach and the comprehensive planning requirements. The Action Plan also must include certifications required by HUD.

The appendices to the Consolidated Action Plan include a discussion of the FY 2011 Consolidated Action Plan public participation process whereby Fort Bend County residents were given the opportunity to review and comment on the report and a summary of the public comments received during the thirty-day comment period; the FYs 2010-2015 Priority Needs Tables and five and one year goals, the County's Monitoring Strategy, the County's HOME Program Guidelines for Resale for Homebuyers, the HOME Program's Affirmative Marketing Strategy, the HOME Program's Minority/Women's Business Outreach Program, the Executive Summary and Section II of the County's Fair Housing Plan, and HUD Tables 3A from the CPMP software.

The FY 2011 Consolidated Action Plan was developed using the table format of HUD's Consolidated Plan Management Process (CPMP) tool. HUD created this tool to assist formula grantees in meeting the requirements of a Consolidated Plan--a Strategic Plan, up to five Annual Action Plans, and up to five Consolidated Annual Performance and Evaluation Reports (CAPERs). This tool is comprised of nineteen (19) different documents--the CPMP main workbook, the Strategic Plan, five Annual Action Plans, State and Non-State Certifications, the SF424s, CAPERs, the Needs workbook, the Projects workbook, and the new Specific Objectives and Goals workbooks.

### **Submission Date**

Fort Bend County administers its CDBG, HOME, and ESG Programs on a single Consolidated Program year. Fort Bend County's 2011 Fiscal Year will begin on September 1, 2011 and end on August 31, 2012. In order to facilitate continuity in its program and to provide accountability to citizens, each jurisdiction is required to submit its Consolidated Plan and Consolidated Action Plan to HUD at least forty-five (45) days before the start of its program year. Thus, Fort Bend County's Consolidated Action Plan is due to HUD no later than July 18, 2011.

Unless otherwise noted, all the definitions used in the Consolidated Plan are those provided by HUD in "(24 CFR Part 91, et al), Consolidated Submission for Community Planning and Development Programs; Final Rule" in the "Federal Register" on January 5, 1995 and in CPD Program Information regarding the use of the CPMP software for the Consolidated Action Plan.

### **Fort Bend County Community Development Department**

The Fort Bend County Community Development Department (FBCCDD) was created by Fort Bend County Commissioners Court in 1992 to administer the Community Development Block Grant (CDBG) program for the County. The CDBG program was authorized under Title I of the Housing and Community Development Act of 1974. For a county to receive CDBG program funds directly from the U.S. Department of Housing and Urban Development (HUD), the combined population in both the unincorporated and incorporated areas, which entered into an interlocal agreement with the county, must be at least 200,000 persons. The 1990 Census indicated that Fort Bend County's population increased to more than 200,000 persons. As a result, Fort Bend County was designated as an urban county by HUD and was entitled to receive CDBG Program funds directly from HUD. In 1994, Fort Bend County became a participating jurisdiction for the HOME Program and was entitled to receive HOME Program funds directly from HUD. In 1995, Fort Bend County became an Emergency Shelter Grant (ESG) Entitlement Area and received ESG Program funds directly from HUD. In 2004, Fort Bend County became a PJ for the American Dream Downpayment Initiative Program and received allocations of FY 2003 and FY 2004 ADDI Program funds. The Fort Bend County Community Development Department is the lead agency in the Consolidated Planning Process required by HUD.

The service area for the Fort Bend County FY 2011 Consolidated Action Plan includes the unincorporated areas of the County and the incorporated areas of **Arcola, Beasley, Fairchilds, Fulshear, Kendleton, Meadows Place, Needville, Orchard, Pleak, Richmond, Rosenberg, Simonton, Stafford, and Thompsons**. The County's service area does not include the cities of Houston, Katy, Missouri City, or Sugar Land.

### **Summary of Consolidated Action Plan Development Process**

The staff of the Fort Bend County Community Development Department manages the consolidated plan development process and develops the actual Consolidated Action Plan document. The FY 2011 CDBG allocation of \$1,817,597 is almost a fifteen (15) percent decrease from the FY 2010 CDBG allocation of \$2,135,284. The FY 2011 HOME Program allocation of \$492,073 represents a \$64,539 or almost a twelve (12) percent decrease from the FY 2010 HOME Program allocation of \$556,612. Fort Bend County was allocated \$86,509 in FY 2011 in Emergency Shelter Grant (ESG) Program funds. This amount only is \$1,413 or less than a two (2) percent increase from the FY 2010 ESGP allocation of \$85,096. Table 1 shows the total and percent changes in HUD funding allocations for these programs since 1995. The long-term trend in CDBG, HOME, and ESG program funds has been a net reduction of \$500,821 or a seventeen (17) percent overall reduction in total allocations since 1995.

A public meeting and information session was held on Wednesday, February 23, 2011 to discuss the needs of the low-income residents of the County, the County's FY 2011 Request for Proposals (RFPs) and to answer questions from interested organizations and local governments. The deadline for the submission of RFPs was 3:00 p.m., Friday, March 18, 2011. The County received twenty-one (21) proposals from organizations and local governments, totaling \$3,362,007 in requests.

A second public meeting was held on June 14, 2011 at 10 a.m. at the Fort Bend County Rosenberg Annex Training Room to receive public comments regarding the draft FY 2011 Consolidated Action Plan. Public meeting agendas, copies of handouts, and a list of the persons in attendance at each of these meetings will be included in Appendix A: Summary of Citizen Comments. During the thirty-day public review period from June 3, 2011 to July 4, 2011, draft copies of Fort Bend County's Consolidated Action Plan were available for review at the office of Fort Bend County Community Development Department. The Fort Bend County Commissioners Court approved the FY 2011 Consolidated Action Plan on July 5, 2011. Any written comments received during the development of the FY 2011 Consolidated Action Plan process are included in Appendix A: Summary of Citizen Comments.

**Table 1: CDBG, HOME, ESG and ADDI Program Allocations, Fort Bend County, Texas, FYs 1995-2011.**

<u>Allocations:</u>	<u>FY 1995</u>	<u>FY 1996</u>	<u>FY 1997</u>	<u>FY 1998</u>	<u>FY 1999</u>	<u>FY 2000</u>	<u>FY** 2001</u>	<u>FY 2002</u>	<u>FY 2003</u>	<u>FY 2004</u>
CDBG	\$2,341,000	\$2,279,000	\$2,263,000	\$1,875,000	\$2,121,000	\$2,170,000	\$1,970,000	\$1,997,000	\$2,125,000	\$2,148,000
HOME	\$476,000	\$441,000	\$430,000	\$399,000	\$463,000	\$463,000	\$474,000	\$471,000	\$590,667	\$584,622
ESGP	\$80,000	\$59,000	\$59,000	\$86,000	\$0	\$75,000	\$77,000	\$0	\$0	\$0
ADDI***									\$25,511	\$30,103
Total	\$2,897,000	\$2,779,000	\$2,752,000	\$2,360,000	\$2,584,000	\$2,708,000	\$2,521,000	\$2,468,000	2,715,667	\$2,788,236
<b>Total</b>	<b>FYs</b>	<b>FYs</b>	<b>FYs*</b>	<b>FYs</b>	<b>FYs</b>	<b>FYs**</b>	<b>FYs</b>	<b>FYs</b>	<b>FYs</b>	<b>FYs</b>
<b>Change:</b>	<b>1995-1996</b>	<b>1996-1997</b>	<b>1997-1998</b>	<b>1998-1999</b>	<b>1999-2000</b>	<b>2000-2001</b>	<b>2001-2002</b>	<b>2002-2003</b>	<b>2003-2004</b>	<b>2004-2005</b>
CDBG	-\$62,000	-\$16,000	-\$388,000	\$246,000	\$49,000	-\$200,000	\$27,000	\$128,000	\$23,000	-\$86,000
HOME	-\$35,000	-\$11,000	-\$31,000	\$64,000	\$0	\$11,000	-\$3,000	\$119,667	-\$6,045	-\$26,600
ESGP	-\$21,000	\$0	\$27,000	-\$86,000	\$75,000	\$2,000	-\$77,000	\$0	\$0	\$0
ADDI***									\$4,592	-\$12,937
Total	-\$118,000	-\$27,000	-\$392,000	\$224,000	\$124,000	-\$187,000	-\$53,000	\$247,667	\$72,569	-\$125,537
<b>Percent</b>	<b>FYs</b>	<b>FYs</b>	<b>FYs*</b>	<b>FYs</b>	<b>FYs</b>	<b>FYs**</b>	<b>FYs</b>	<b>FYs</b>	<b>FYs</b>	<b>FYs</b>
<b>Change:</b>	<b>1995-1996</b>	<b>1996-1997</b>	<b>1997-1998</b>	<b>1998-1999</b>	<b>1999-2000</b>	<b>2000-2001</b>	<b>2001-2002</b>	<b>2002-2003</b>	<b>2003-2004</b>	<b>2004-2005</b>
CDBG	-2.65%	- .70%	-17.15%	13.12%	2.31%	-9.22%	1.37%	6.41%	1.08%	-4.00%
HOME	-7.35%	-2.49%	-7.21%	16.04%	0.00%	2.38%	-0.63%	25.41%	1.02%	-4.55%
ESGP	-26.25%	-0.00%	45.76%	-100.00%	100.00%	2.67%	-100.00%	0.00%	0.00%	0.00%
ADDI***									18.00%	-42.98%
Total	-4.07%	-0.97%	14.24%	9.49%	4.80%	-6.91%	-2.10%	10.04%	2.67%	-4.54%

\*Missouri City designated a CDBG entitlement area.

\*\*Sugar Land designated a CDBG entitlement area.

\*\*\*ADDI Program added in FY 2004 but included both FY 2003 and FY 2004 allocations.  
n/a- not applicable





**Table 1: CDBG, HOME, ESG and ADDI Program Allocations, Fort Bend County, Texas, FYs 1995-2011. (continued)**

<u>Allocations:</u>	<u>FY</u>	<u>FY</u>	<u>FY</u>	<u>FY*</u>	<u>FY</u>	<u>FY</u>	<u>FY</u>	<u>FY</u>	<u>FY</u>
	<u>2005</u>	<u>2006</u>	<u>2007</u>	<u>2008</u>	<u>2009</u>	<u>2010</u>	<u>2011</u>		
CDBG	\$2,062,963	\$1,882,646	\$1,905,042	\$1,873,205	\$1,937,022	\$2,135,284	\$1,817,597		
HOME	\$558,022	\$524,235	\$521,295	\$504,335	\$560,296	\$556,612	\$492,073		
ESGP	\$0	\$79,358	\$81,197	\$82,082	\$83,401	\$85,096	\$86,509		
ADDI***	\$17,166	\$8,566	\$8,566	\$3,461	\$0	\$0	\$0		
Total	\$2,637,188	\$2,494,805	\$2,516,100	\$2,463,083	\$2,580,719	\$2,776,992	\$2,396,179		
<b>Total</b>	<b>FYs</b>	<b>FYs</b>	<b>FYs*</b>	<b>FYs</b>	<b>FYs</b>	<b>FYs**</b>	<b>FYs</b>	<b>FYs</b>	<b>FYs</b>
<b>Change:</b>	<b>2005-2006</b>	<b>2006-2007</b>	<b>2007-2008</b>	<b>2008-2009</b>	<b>2009-2010</b>	<b>2010-2011</b>	<b>1995-2011</b>		
CDBG	-\$179,354	-\$22,396	-\$31,837	\$63,817	\$198,262	-\$317,687	-\$523,403		
HOME	-\$33,787	-\$2,940	-\$16,960	\$55,961	-\$3,684	-\$64,539	\$16,073		
ESGP	\$79,358	\$1,839	\$85	\$1,319	\$1,695	\$1,413	\$6,509		
ADDI***	-\$8,600	\$0	-\$5,105	-\$3,461	\$0	\$0	\$0		
Total	-\$142,383	\$21,295	-\$53,017	\$117,636	\$196,273	-\$380,813	-\$500,821		
<b>Percent</b>	<b>FYs</b>	<b>FYs</b>	<b>FYs*</b>	<b>FYs</b>	<b>FYs</b>	<b>FYs**</b>	<b>FYs</b>	<b>FYs</b>	<b>FYs</b>
<b>Change:</b>	<b>2005-2006</b>	<b>2006-2007</b>	<b>2007-2008</b>	<b>2008-2009</b>	<b>2009-2010</b>	<b>2010-2011</b>	<b>1995-2011</b>		
CDBG	-8.70%	-1.19%	-1.67%	3.40%	10.23%	-14.88%	-\$22.36%		
HOME	-6.05%	-0.56%	-3.25%	11.10%	-0.66%	-11.59%	3.38%		
ESGP	100.00%	2.32%	1.09%	1.61%	2.03%	1.66%	8.14%		
ADDI***	-50.10%	0.00%	-59.60%	0%	0.00%	0.00%	0.00%		
Total	-5.40%	0.85%	-2.11%	4.77%	7.60%	-13.71%	-17.29%		

\*Missouri City designated a CDBG entitlement area.

\*\*Sugar Land designated a CDBG entitlement area.

\*\*\*ADDI Program added in FY 2004 but included both FY 2003 and FY 2004 allocations.

n/a- not applicable

## **PART II: CONSOLIDATED ACTION PLAN**

In this section, Fort Bend County lists the activities it will undertake to address priority needs and local objectives with anticipated program income and funds received during FY 2011 under the CDBG, HOME and ESG programs. The Action Plan covers the period from September 1, 2011 to August 31, 2012. The Action Plan includes a Standard Form 424 and the required Proposed Projects Table (**HUD Table 3**). This section also describes the homeless, other special needs activities, and other actions the County will undertake in the forthcoming year; the program-specific requirements for the CDBG, HOME, and ESG programs; and the monitoring procedures the County will use in the administration of these programs.

### **A. Standard Form 424 Narrative**

Standard Form 424 is a standard form used by applicants as a required face sheet for preapplications and applications submitted for Federal assistance. It will be used by Federal agencies to obtain applicant certification that States which have established a review and comment procedure in response to Executive Order 12372 and have selected the program to be included in their process, have been given an opportunity to review the applicant's submission. The following 424 covers each of Fort Bend County's FY 2011 formula entitlement programs, CDBG, HOME, and ESG.

### **B. Resources**

#### **a. Federal Resources**

In this part, the federal resources expected to be available to address the priority needs and specific objectives identified in the strategic plan are identified. These resources include grant funds and program income. During FY 2011, Fort Bend County expects to receive a total of \$2,396,179 from HUD in formula entitlement funds. The following table shows the amount of funds expected from each entitlement grant.

**Table 2: Source of Program Funds, Fort Bend County, Texas, FY 2011.**

CDBG	\$1,817,597.00
HOME	\$492,073.00
ESG	\$86,509.00
<b>Total</b>	<b>\$2,396,179</b>

Source: U.S. Department of Housing and Urban Development, TX-FY11 Allocations.

For the period from September 1, 2011 to August 30, 2012, Fort Bend County does not expect any program income from its CDBG, HOME, or ESG Program projects.





## SF 424

The SF 424 is part of the CPMP

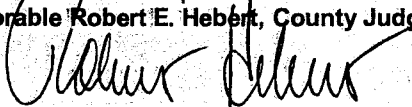
Annual Action Plan. SF 424 form fields are included in this document. Grantee information is linked from the 1CPMP.xls document of the CPMP tool.

## SF 424

Complete the fillable fields (blue cells) in the table below. The other items are pre-filled with values from the Grantee Information Worksheet.

Date Submitted	07/8/2011	Applicant Identifier B-11-UC-48-0004 M11-UC480216 S11-UC-48-0003	Type of Submission	
Date Received by state	07/8/11	State Identifier	Application	Pre-application
Date Received by HUD	07/8/11	Federal Identifier	<input type="checkbox"/> Construction	<input type="checkbox"/> Construction
			<input checked="" type="checkbox"/> Non Construction	<input type="checkbox"/> Non Construction
<b>Applicant Information</b>				
Fort Bend County, Texas		TX489157 FORT BEND COUNTY, TEXAS		
4520 Reading Road		081497075		
Suite A		Organizational Unit		
Rosenberg	Texas	Community Development Department		
77471	Country U.S.A.	Division		
Employer Identification Number (EIN):		County		
74-6001969		Program Start Date 09/01/11		
Applicant Type:		Specify Other Type if necessary:		
Local Government: County		Specify Other Type		
<b>Program Funding</b>		<b>U.S. Department of Housing and Urban Development (HUD)</b>		
Catalogue of Federal Domestic Assistance Numbers; Descriptive Title of Applicant Project(s); Areas Affected by Project(s) (cities, Counties, localities etc.); Estimated Funding				
Community Development Block Grant (CDBG)		14.218 Entitlement Grant		
CDBG Project Titles		Description of Areas Affected by CDBG Project(s) Fort Bend County, Texas		
\$CDBG Grant Amount	\$1,817,597	\$Additional HUD Grant(s) Leveraged	Describe	
\$Additional Federal Funds Leveraged		\$Additional State Funds Leveraged		
\$Locally Leveraged Funds		\$Grantee Funds Leveraged		
\$Anticipated Program Income\$0		Other (Describe)		
Total Funds Leveraged for CDBG-based Project(s)				
<b>Home Investment Partnerships Program</b>		14.239 HOME		
HOME Project Titles		Description of Areas Affected by HOME Project(s) Fort Bend County, Texas		
\$HOME Grant Amount	\$492,073	\$Additional HUD Grant(s) Leveraged	Describe	
\$Additional Federal Funds Leveraged		\$Additional State Funds Leveraged		

\$Locally Leveraged Funds		\$Grantee Funds Leveraged	
\$Anticipated Program Income\$0		Other (Describe)	
Total Funds Leveraged for HOME-based Project(s)			
Housing Opportunities for People with AIDS		14.241 HOPWA	
HOPWA Project Titles		Description of Areas Affected by HOPWA Project(s)	
\$HOPWA Grant Amount	\$Additional HUD Grant(s) Leveraged	Describe	
\$Additional Federal Funds Leveraged		\$Additional State Funds Leveraged	
\$Locally Leveraged Funds		\$Grantee Funds Leveraged	
\$Anticipated Program Income		Other (Describe)	
Total Funds Leveraged for HOPWA-based Project(s)			
Emergency Shelter Grants (ESG) Program		14.231 ESG	
ESG Project Titles		Description of Areas Affected by ESG Project(s)	
\$ESG Grant Amount \$86,509		Fort Bend County, Texas	
\$Additional HUD Grant(s) Leveraged	Describe		
\$Additional Federal Funds Leveraged		\$Additional State Funds Leveraged	
\$Locally Leveraged Funds		\$Grantee Funds Leveraged	
\$Anticipated Program Income\$0		Other (Describe)	
Total Funds Leveraged for ESG-based Project(s)			
Congressional Districts of:		Is application subject to review by state Executive Order 12372 Process?	
Applicant Districts	Project Districts 9, 14, 22		
Is the applicant delinquent on any federal debt? If "Yes" please include an additional document explaining the situation.		<input checked="" type="checkbox"/> Yes	This application was made available to the state EO 12372 process for review on 7/15/2011
		<input type="checkbox"/> No	Program is not covered by EO 12372
<input type="checkbox"/> Yes		<input checked="" type="checkbox"/> No	Program has not been selected by the state for review
<input type="checkbox"/> N/A			

Person to be contacted regarding this application		
Marilynn	Middle Initial	Kindell
Community Development Department Director	281-341-4410	Fax 281-341-3762
kindemar@co.fort-bend.tx.us	www.co.fort-bend.tx.us	Other Contact
Signature of Authorized Representative The Honorable Robert E. Hebert, County Judge		Date Signed 07/5/11
		July 5, 2011

During FY 2011, Fort Bend County will administer several HUD programs that required amendments to the County's FY 2008 Consolidated Action Plan or applications to the State of Texas. These programs are listed in the Table below.

**Table 3: HUD Program Funds, Fort Bend County, Texas, FY 2008.**

CDBG-R	\$508,804.00
NSP	\$2,796,177.00
HPRP	\$777,971.00
CDBG-Ike - Housing	\$1,582,107.00
CDBG-Ike- Non housing	<u>\$1,054,738.00</u>
<b>Total</b>	<b>\$6,719,797.00</b>

**b. Other Resources**

In this part, the resources from private and non-Federal public sources that reasonably are expected to be made available to address the needs identified in the plan are identified. This part also explains how Federal funds will leverage those additional resources, including a description of how matching requirements of the HUD programs will be satisfied. Fort Bend County identifies in this section publicly-owned land or property located within the County that may be used to carry out this plan.

**1. Matching Requirements**

CDBG: Fort Bend County encourages the leveraging of funds for CDBG funds. In the proposal review process, Fort Bend County gives proposals with leveraged funds points based on the percentage of matching or leveraged funds to total project costs. Each applicant must describe how matching funds for their proposed project will be provided and provide proof of match funds through letters of commitment. Table 4 includes the total matching funds for the FY 2011 CDBG projects. The majority of proposed projects provided documented match. The resources from these private and non-federal public sources for CDBG program projects totaled **\$3,722,429**. Only two projects recommended for FY 2011 CDBG Program funding did not provide matching funds. These projects were the HOME/CDBG Housing Rehabilitation Program Administration and the City of Kendleton Lift Station Repair.

HOME: The use of HOME Program funds requires a match of local or private funds of twenty-five (25) percent. During the RFP process, each applicant must describe how matching funds for their proposed project will be provided. In addition, each applicant must provide proof of match through letters of commitment. At the time of this report, FY 2011 HOME Program funds have been committed to only two activities, the County's Housing Rehabilitation Program and Habitat For Humanity. Match for the Housing Rehabilitation Program will be provided through Fort Bend County General Revenue Funds and HOPE 3 Program funds that have been reallocated to the County's HOME Program. Habitat for Humanity will provide match through donated appliances, paint, roofing supplies, locks, and volunteer labor

**Table 4: Proposed Resources From Private and Non-Federal Public Sources for CDBG Program, Fort Bend County, Texas, FY 2011.**

#3	FB CORPS Housing Minor Repair Program	Volunteer Labor	\$250,000
		Founders Council Membership	\$100,000
		Center Point Energy	\$950,000
		George Foundation	\$150,000
		Fresno/Arcola Advisory	\$100,000
		Subtotal:	\$1,550,000
#4	City of Arcola Community Center	General Revenue Funds	\$55,615
#5	City of Kendleton		\$0
#6	City of Needville Sewer Improvements	General Revenue Funds	\$58,000
#7	City of Richmond North Richmond Sanitary Sewer Improvements, Phase 3	General Revenue Funds	\$59,200
#8	Riverwood Village MUD No. 19 Sanitary Sewer Rehabilitation, Phase 4	MUD No. 19 Operating Funds	\$53,355
#9	City of Rosenberg North Side Sanitary Sewer Improvements	City of Rosenberg	\$38,500
#10	The ARC Social and Recreational Program	ARC of FBC Budget	\$58,000
		Client Dues	\$12,000
		Subtotal:	\$70,000
#11	Brazos Bend Guardianship Services	HHSC	\$60,800
		The George Foundation	\$20,000
		The Herzstein Foundation	\$5,000
		Fort Bend County	\$20,000
		Fort Bend Junior Service League	\$5,000
		Subtotal:	\$110,800
#12	FBC Child Advocates, Inc., Child and Family Specialist for Abused Children	Victims of Crime Act (VOCA)	\$159,000
		Children's Advocacy Centers of Texas	\$135,543
		National Children's Alliance	\$40,000
		CAFB Special Events	\$210,455
		Partner Agency Reimbursement	\$53,061
		Subtotal:	\$598,059
#13	FBC Women's Center Shelter Support Services	Health and Human Services Commission	\$76,622
		George Foundation	\$16,117
		George Foundation (20% match)	\$6,900
		Fundraiser: Boogie	\$38,062
		Subtotal:	\$137,701
#14	Fort Bend Senior Citizens Home Delivered Meals Program	HGAC	\$284,422
		United Way and other contributions	\$162,184
		The George Foundation	\$50,000
		Texas Dept. of Agriculture	\$195,033
		Grants and Foundations	\$244,500
		Subtotal:	\$936,139
#15	Literacy Volunteers of FBC, Inc. Student/Tutor Program	The George Foundation	\$55,000
		Subtotal:	\$55,000
FY 2011 Matching Funds CDBG Total			\$3,722,429



ESG: The use of Emergency Shelter Grant (ESG) Program funds requires a one-hundred (100) percent match of local or private funds. During the RFP process, each applicant for ESG Program funds must describe how matching funds for their proposed project will be provided. FY 2011 ESG Program funds have been committed to three activities, the Fort Bend County Social Services Department, the FBC Women's Center and the Parks Youth Ranch. The resources from these private and non-federal public sources for ESG program projects totaled \$198,527. The table below lists the matching funds for the FY 2011 ESG projects.

**Table 5: Proposed Resources From Private and Non-Federal Public Sources for ESG Program, Fort Bend County, Texas, FY 2011.**

	<b>FBC Women's Center:</b>	George Foundations	\$11,263.00
#22	Essential Services	Health and Human Services Commissions	\$23,965.00
#23	Operations	Boogie Fundraiser	\$25,771.00
	<b>Parks Youth Ranch:</b>	Foundations	\$72,000.00
#24	Operations	Churches	\$10,000.00
#25	Essential Services	Fundraisers	\$10,000.00
		Individuals	\$10,000.00
		Businesses	\$10,000.00
#26	<b>FBC Social Services Dept.:</b>	Fund 63850: Fees and Services	\$25,528.00
		<b>FY 2011 Matching Funds ESG Total</b>	<b>\$198,527.00</b>

## 2. Publicly Owned Property

CDBG: The CDBG, HOME, and ESG Programs are administered from Fort Bend County offices located at 4520 Reading Road, Suite A, Rosenberg, Texas. Publicly owned property will be used for the public infrastructure projects in Arcola, Kendleton, Needville, Richmond, Rosenberg, and MUD No. 19. The Fort Bend Senior Meal on Wheels leases space in the County's Bud O'Sheiles Community Center, 1330 Band Road in Rosenberg, to provide services to the elderly residents of the Richmond-Rosenberg area. The Literacy Council of FBC uses FBC libraries for some of its tutoring sessions. No other FY 2011 CDBG Projects will use publicly owned property during FY 2011.

HOME: No publicly owned property will be used with FY 2011 HOME Program funds. The HOME Program and the County's Housing Rehabilitation Program are administered from the Reading Road Office.

ESG: The ESG Program is administered from the Reading Road Office. The FBC Social Services Department has offices at the Reading Road location and the Precinct 2 County Annex located at 303 Texas Parkway, Suite 202, Missouri City, Texas. The emergency rent, mortgage, and utility assistance program will be administered from these Social Service Department offices. No other FY 2011 ESG Projects will use publicly owned property during FY 2011.

### 3. Section 8 Funds, Low-Income Housing Tax Credits (LIHTC), and McKinney-Vento Homeless Assistance Programs

Fort Bend County does not anticipate receiving Section 8 Program funds during FY 2011. During FY 2011, the County signed certifications of consistency with the Consolidated Plan for two tax credit projects, The Landings at Westheimer Lakes, HomeTowne at Westheimer Lakes, and a Section 202 Project, Brazos Bend. At the time of this report, these projects had not been funded by the state.

#### C. Activities To Be Undertaken

This section includes a description of the activities that Fort Bend County will undertake during the next year to address priority needs in terms of local objectives that were identified in the strategic plan. This description of activities estimates the number and type of families who will benefit from the proposed activities, the needs that will be addressed by the activities using formula grant funds, proposed accomplishments, and a target date for completion of the activity. The following projects represent Fort Bend County's funding allocations for FY 2011. These projects are listed below according to the three (3) broad statutory goals identified by HUD. These goals are: *Decent Housing*; *A Suitable Living Environment*; and *Expanding Economic Opportunities*. Note: The County's administration of the CDBG, HOME, and ESG Programs is not listed under a statutory goal since administration and planning activities apply to all three statutory goals. **Appendix B** includes the FYs 2010 and 2015 Priority Needs Tables and the County's five and one year goals.

**Table 6: FY 2011 Projects By Objective, Fort Bend County, Texas. FY 2011.**

#### ***Decent Housing***

#2	CDBG:	Fort Bend County CDBG/HOME Housing Rehabilitation Program Administration
#3	CDBG:	Fort Bend CORPS Housing Minor Repair Program
#13	CDBG:	FBC Women's Center Shelter Operations and Services
#19	HOME:	FBC Housing Rehabilitation Program
#20	HOME:	Habitat for Humanity New Construction
#22	ESG:	FBC Women's Center Shelter: Essential Services
#23	ESG:	FBC Women's Center Shelter: Operations
#24	ESG:	Parks Youth Ranch: Operations
#25	ESG:	Parks Youth Ranch: Essential Services
#26	ESG:	FBC Social Service Department Emergency Mortgage, Rent, and Utility Assistance

#### ***A Suitable Living Environment***

#4	CDBG	City of Arcola Community Center
#5	CDBG	City of Kendleton Lift Repairs
#6	CDBG:	City of Needville Sanitary Sewer Improvements, Phase IV
#7	CDBG:	City of Richmond North Richmond Sanitary Sewer Improvements, Phase III
#8	CDBG:	Riverwood Village: FBC MUD No. 19 Water Line Replacement
#9	CDBG:	City of Rosenberg Northside Sanitary Sewer Improvements, Phase VI
#10	CDBG:	The ARC Social and Recreational Services Program

- #11 CDBG Brazos Bend Guardianship Services
- #12 CDBG: FBC Child Advocates, Inc. Forensic Interviewer and Child Services Coordinator
- #14 CDBG: Fort Bend Senior Meals On Wheels

***Expanding Economic Opportunities***

- #15 CDBG: Literacy Volunteers of FBC, Inc. Literacy Tutoring

---

**a. Proposed Projects Table Narrative (HUD Table 3)**

HUD's Consolidated Plan Management Process (CPMP) tool includes the Projects workbook document. The CPMP Projects workbook provides information on projects that will be carried out during the program year with grant funds made available for the program year and, if applicable, funds made available from prior year funds. The workbook performs the functions formerly known as "Table 3", project-level information.

This table includes information on the projects for which Fort Bend County is applying for funds and allows the County to relate each proposed project for the program year to a corresponding priority need and specific objective from the five-year strategic plan (FYs 2010-2015 Consolidated Plan). Projects are viewed as implementing this plan. The County must account for all of the funds for which the County is applying. Each project recommended for FY 2011 funding is listed in the following section.

- b. Proposed Projects Table (HUD Table 3)** The proposed projects table follows.

**D. Geographic Distribution**

This section provides a description of the geographic areas of Fort Bend County in which the County will direct assistance during the ensuing program year, giving the rationale for the priorities for allocating investment geographically.

**a. Community Development Block Grant (CDBG) Program Activities**

**1. Community Development Block Grant (CDBG) Low- and Moderate-Income Area Benefit Activities**

According to Community Development Block Grant Program regulations, area benefit activities are defined by activity when the benefits are available to all the residents in a particular area and where at least fifty-one (51) percent of the residents are very low- and low-income persons. The FY 2011 CDBG-proposed projects, that qualify on this basis according to 2000 Census Tract Block Group data by place, provided by HUD, are listed in **Table 7**.

## Fort Bend County, Texas

<b>Project Name:</b>		<b>FY 2011 CDBG: CDBG Program Administration</b>					
<b>Description:</b>		<b>IDIS Project #:</b>		<b>UOG Code:</b>		Tx489157 FORT BEND COUNTY	
General administration of Community Development Block Grant (CDBG) Program. (Limited to 20% of CDBG total)							
<b>Location:</b>		<b>Priority Need Category</b>					
Fort Bend County Community Development Department, 4520 Reading Road, Suite A, Rosenberg, Texas, 77471		<b>Select one:</b>		Planning/Administration ▼			
<b>Expected Completion Date:</b>		<b>Explanation:</b>					
(09/31/2012)							
Objective Category							
<input type="radio"/> Decent Housing <input type="radio"/> Suitable Living Environment <input type="radio"/> Economic Opportunity							
<b>Outcome Categories</b>		<b>Specific Objectives</b>					
<input type="checkbox"/> Availability/Accessibility		1		▼			
<input type="checkbox"/> Affordability		2		▼			
<input type="checkbox"/> Sustainability		3		▼			
<b>Project-level Accomplishments</b>	Accompl. Type: ▼	<b>Proposed</b>			Accompl. Type: ▼	<b>Proposed</b>	
		<b>Underway</b>				<b>Underway</b>	
		<b>Complete</b>				<b>Complete</b>	
	Accompl. Type: ▼	<b>Proposed</b>			Accompl. Type: ▼	<b>Proposed</b>	
		<b>Underway</b>				<b>Underway</b>	
		<b>Complete</b>				<b>Complete</b>	
	Accompl. Type: ▼	<b>Proposed</b>			Accompl. Type: ▼	<b>Proposed</b>	
		<b>Underway</b>				<b>Underway</b>	
		<b>Complete</b>				<b>Complete</b>	
<b>Proposed Outcome</b>		<b>Performance Measure</b>			<b>Actual Outcome</b>		
21A General Program Administration 570.206 ▼				Matrix Codes ▼			
Matrix Codes ▼				Matrix Codes ▼			
Matrix Codes ▼				Matrix Codes ▼			
<b>Program Year 2</b>	CDBG ▼	<b>Proposed Amt.</b>	\$363,000.00		Fund Source: ▼	<b>Proposed Amt.</b>	
		<b>Actual Amount</b>				<b>Actual Amount</b>	
	Fund Source: ▼	<b>Proposed Amt.</b>			Fund Source: ▼	<b>Proposed Amt.</b>	
		<b>Actual Amount</b>				<b>Actual Amount</b>	
	Accompl. Type: ▼	<b>Proposed Units</b>			Accompl. Type: ▼	<b>Proposed Units</b>	
		<b>Actual Units</b>				<b>Actual Units</b>	
	Accompl. Type: ▼	<b>Proposed Units</b>			Accompl. Type: ▼	<b>Proposed Units</b>	
		<b>Actual Units</b>				<b>Actual Units</b>	



<b>Project Name:</b>		<b>FY 2011 CDBG/HOME Housing Rehabilitation Program Administration</b>										
<b>Description:</b>		<b>IDIS Project #:</b>				<b>UOG Code:</b>		TX489157 FORT BEND COUNTY				
Project Administration for CDBG and HOME Housing Rehabilitation Program.												
<b>Location:</b>				<b>Priority Need Category</b>								
Fort Bend County Community Development Department, 4520 Reading Road, Suite A, Rosenberg, Texas, 77471				<b>Select one:</b>		Owner Occupied Housing ▼						
						<b>Explanation:</b>						
<b>Expected Completion Date:</b>				Activity addresses Decent Housing Objective 2: Provide housing rehabilitation to owner-occupied and renter-occupied households. DH 2.1 Provide owner-occupied rehabilitation assistance to 50 extremely-low-income, low-income and moderate-income households (10 housing units per year).								
9/30/2012												
Objective Category												
<input checked="" type="radio"/> Decent Housing <input type="radio"/> Suitable Living Environment <input type="radio"/> Economic Opportunity												
Outcome Categories <input checked="" type="checkbox"/> Availability/Accessibility <input checked="" type="checkbox"/> Affordability <input checked="" type="checkbox"/> Sustainability				<b>Specific Objectives</b>								
				1		Improve the quality of owner housing ▼						
				2		▼						
				3		▼						
<b>Project-level Accomplishments</b>	Other ▼		<b>Proposed</b>				Accompl. Type: ▼		<b>Proposed</b>			
			<b>Underway</b>						<b>Underway</b>			
			<b>Complete</b>						<b>Complete</b>			
	Accompl. Type: ▼		<b>Proposed</b>				Accompl. Type: ▼		<b>Proposed</b>			
			<b>Underway</b>						<b>Underway</b>			
			<b>Complete</b>						<b>Complete</b>			
	Accompl. Type: ▼		<b>Proposed</b>				Accompl. Type: ▼		<b>Proposed</b>			
			<b>Underway</b>						<b>Underway</b>			
			<b>Complete</b>						<b>Complete</b>			
	<b>Proposed Outcome</b>				<b>Performance Measure</b>				<b>Actual Outcome</b>			
	Increase the availability of standard quality housing through rehabilitation.											
	14H Rehabilitation Administration 570.202 ▼						Matrix Codes ▼					
Matrix Codes ▼						Matrix Codes ▼						
Matrix Codes ▼						Matrix Codes ▼						
<b>Program Year 2</b>	CDBG ▼		<b>Proposed Amt.</b>		\$ 95,000.00		Fund Source: ▼		<b>Proposed Amt.</b>			
			<b>Actual Amount</b>						<b>Actual Amount</b>			
	Fund Source: ▼		<b>Proposed Amt.</b>				Fund Source: ▼		<b>Proposed Amt.</b>			
			<b>Actual Amount</b>						<b>Actual Amount</b>			
	Accompl. Type: ▼		<b>Proposed Units</b>				Accompl. Type: ▼		<b>Proposed Units</b>			
			<b>Actual Units</b>						<b>Actual Units</b>			
	Accompl. Type: ▼		<b>Proposed Units</b>				Accompl. Type: ▼		<b>Proposed Units</b>			
			<b>Actual Units</b>						<b>Actual Units</b>			



## Fort Bend County, Texas

<b>Project Name:</b>		<b>FY 2011 CDBG: Fort Bend CORPS: Housing Repair Program</b>					
<b>Description:</b>		<b>IDIS Project #:</b>		<b>UOG Code:</b>		TX489157 FORT BEND COUNTY	
Housing Repair Program provides roofs, foundations, minor repairs to low-income owner-occupied households. This program is countywide.							
<b>Location:</b>		<b>Priority Need Category</b>					
Fort Bend Community Revitalization Projects, 13330 South Gessner Road, Missouri City, Texas 77489		<b>Select one:</b>		Owner Occupied Housing ▼			
<b>Expected Completion Date:</b>		<b>Explanation:</b>					
(12/31/2012)		Activity addresses Decent Housing Objective 2: Provide housing rehabilitation to owner-occupied and renter-occupied households. DH 2.2 Provide housing repairs including roofs, minor repairs and septic tanks to 100 owner-occupied housing units. (20 housing units per year).					
Objective Category		<b>Specific Objectives</b>					
<input checked="" type="radio"/> Decent Housing <input type="radio"/> Suitable Living Environment <input type="radio"/> Economic Opportunity		1 Improve the quality of owner housing ▼ 2 ▼ 3 ▼					
Outcome Categories							
<input checked="" type="checkbox"/> Availability/Accessibility <input checked="" type="checkbox"/> Affordability <input checked="" type="checkbox"/> Sustainability							
<b>Project-level Accomplishments</b>	10 Housing Units ▼	<b>Proposed</b>	36		Accompl. Type: ▼	<b>Proposed</b>	
		<b>Underway</b>				<b>Underway</b>	
		<b>Complete</b>				<b>Complete</b>	
	Accompl. Type: ▼	<b>Proposed</b>			Accompl. Type: ▼	<b>Proposed</b>	
		<b>Underway</b>				<b>Underway</b>	
		<b>Complete</b>				<b>Complete</b>	
	Accompl. Type: ▼	<b>Proposed</b>			Accompl. Type: ▼	<b>Proposed</b>	
		<b>Underway</b>				<b>Underway</b>	
		<b>Complete</b>				<b>Complete</b>	
<b>Proposed Outcome</b>		<b>Performance Measure</b>			<b>Actual Outcome</b>		
Increase the availability of standard quality housing through rehabilitation.							
14A Rehab; Single-Unit Residential 570.202 ▼		Matrix Codes ▼			Matrix Codes ▼		
Matrix Codes ▼		Matrix Codes ▼			Matrix Codes ▼		
Matrix Codes ▼		Matrix Codes ▼			Matrix Codes ▼		
<b>Program Year 2</b>	CDBG ▼	<b>Proposed Amt.</b>	\$228,750.00		Fund Source: ▼	<b>Proposed Amt.</b>	
		<b>Actual Amount</b>				<b>Actual Amount</b>	
	Fund Source: ▼	<b>Proposed Amt.</b>			Fund Source: ▼	<b>Proposed Amt.</b>	
		<b>Actual Amount</b>				<b>Actual Amount</b>	
	Accompl. Type: ▼	<b>Proposed Units</b>			Accompl. Type: ▼	<b>Proposed Units</b>	
		<b>Actual Units</b>				<b>Actual Units</b>	
	Accompl. Type: ▼	<b>Proposed Units</b>			Accompl. Type: ▼	<b>Proposed Units</b>	
		<b>Actual Units</b>				<b>Actual Units</b>	



## Fort Bend County, Texas

<b>Project Name:</b>		<b>FY 2011 CDBG: City of Arcola Community Center</b>						
<b>Description:</b>		<b>IDIS Project #:</b>		<b>UOG Code:</b>		TX489157 FORT BEND COUNTY		
Design and construction of community center for the City of Arcola. Project will be located at 13222 Highway 6, Arcola, Texas.								
<b>Location:</b>		<b>Priority Need Category</b>						
This project is located in 2000 Census Tract 6708, Block Group 1, Place Code 03708. This area is 66.67% low and moderate income. The entire City of Arcola is low and moderate-income, 63.24%.		<b>Select one:</b>		Public Facilities ▼				
<b>Expected Completion Date:</b>		<b>Explanation:</b>						
(12/31/2012)		Activity addresses Suitable Living Environment Objective 1: Improving and expanding infrastructure -- SLE 1.4 Construction of at least one (1) community or recreational center and Economic Development Objective 2: Providing assistance to extremely-low, low- and moderate-income neighborhoods and communities--ED 2.4 Construction of at least one (1) community or recreation center.						
<b>Objective Category</b>		<b>Specific Objectives</b>						
<input type="radio"/> Decent Housing <input checked="" type="radio"/> Suitable Living Environment <input type="radio"/> Economic Opportunity		1 Improve quality / increase quantity of neighborhood facilities for low-income persons ▼ 2 ▼ 3 ▼						
<b>Outcome Categories</b>								
<input checked="" type="checkbox"/> Availability/Accessibility <input type="checkbox"/> Affordability <input checked="" type="checkbox"/> Sustainability								
<b>Project-level Accomplishments</b>	01 People ▼	<b>Proposed</b>	1,099		<b>Accompl. Type:</b>	▼	<b>Proposed</b>	
		<b>Underway</b>					<b>Underway</b>	
		<b>Complete</b>					<b>Complete</b>	
	<b>Accompl. Type:</b> ▼	<b>Proposed</b>			<b>Accompl. Type:</b> ▼		<b>Proposed</b>	
		<b>Underway</b>					<b>Underway</b>	
		<b>Complete</b>					<b>Complete</b>	
	<b>Accompl. Type:</b> ▼	<b>Proposed</b>			<b>Accompl. Type:</b> ▼		<b>Proposed</b>	
		<b>Underway</b>					<b>Underway</b>	
		<b>Complete</b>					<b>Complete</b>	
<b>Proposed Outcome</b>		<b>Performance Measure</b>			<b>Actual Outcome</b>			
Improving and expanding the availability and sustainability of public facilities in low income								
03E Neighborhood Facilities 570.201(c) ▼		Matrix Codes ▼			Matrix Codes ▼			
Matrix Codes ▼		Matrix Codes ▼			Matrix Codes ▼			
Matrix Codes ▼		Matrix Codes ▼			Matrix Codes ▼			
<b>Program Year 2</b>	CDBG ▼	<b>Proposed Amt.</b>	\$100,000.00		<b>Fund Source:</b> ▼	<b>Proposed Amt.</b>		
		<b>Actual Amount</b>				<b>Actual Amount</b>		
	<b>Fund Source:</b> ▼	<b>Proposed Amt.</b>			<b>Fund Source:</b> ▼	<b>Proposed Amt.</b>		
		<b>Actual Amount</b>				<b>Actual Amount</b>		
	<b>Accompl. Type:</b> ▼	<b>Proposed Units</b>			<b>Accompl. Type:</b> ▼	<b>Proposed Units</b>		
		<b>Actual Units</b>				<b>Actual Units</b>		
	<b>Accompl. Type:</b> ▼	<b>Proposed Units</b>			<b>Accompl. Type:</b> ▼	<b>Proposed Units</b>		
		<b>Actual Units</b>				<b>Actual Units</b>		



## Fort Bend County, Texas

<b>Project Name:</b>		<b>FY 2011 CDBG: City of Kendleton Lift Station Repair</b>							
<b>Description:</b>		<b>IDIS Project #:</b>		<b>UOG Code:</b>		TX489157 FORT BEND COUNTY			
Repair of lift stations along Crawford and other streets.									
<b>Location:</b>		<b>Priority Need Category</b>							
This project is located in 2000 Census Tract 6758, Block Groups 3 and 4, Place Code 38848. This area is 66.23% low and moderate income.		<b>Select one:</b>		Infrastructure ▼					
<b>Expected Completion Date:</b>		<b>Explanation:</b>							
(12/31/2012)		Activity addresses Suitable Living Environment Objective 1: Improving and expanding infrastructure--SLE 1.3 Water and sewer improvements in at least five (5) communities (1 project/community per year) and Economic Development Objective 2: Providing assistance to extremely-low, low-, and moderate-income neighborhoods and communities--ED 2.3: Construction of new water and/or sewer improvements in at least one (1) community.							
<b>Objective Category</b>		<b>Specific Objectives</b>							
<input type="radio"/> Decent Housing <input checked="" type="radio"/> Suitable Living Environment <input type="radio"/> Economic Opportunity									
<b>Outcome Categories</b>									
<input checked="" type="checkbox"/> Availability/Accessibility <input checked="" type="checkbox"/> Affordability <input checked="" type="checkbox"/> Sustainability									
<b>Project-level Accomplishments</b>	01 People ▼	<b>Proposed</b>	459		<b>Accompl. Type:</b>	▼	<b>Proposed</b>		
		<b>Underway</b>					<b>Underway</b>		
		<b>Complete</b>					<b>Complete</b>		
	<b>Accompl. Type:</b>	▼	<b>Proposed</b>			<b>Accompl. Type:</b>	▼	<b>Proposed</b>	
			<b>Underway</b>				<b>Underway</b>		
			<b>Complete</b>				<b>Complete</b>		
	<b>Accompl. Type:</b>	▼	<b>Proposed</b>			<b>Accompl. Type:</b>	▼	<b>Proposed</b>	
			<b>Underway</b>				<b>Underway</b>		
			<b>Complete</b>				<b>Complete</b>		
	<b>Accompl. Type:</b>	▼	<b>Proposed</b>			<b>Accompl. Type:</b>	▼	<b>Proposed</b>	
			<b>Underway</b>				<b>Underway</b>		
			<b>Complete</b>				<b>Complete</b>		
<b>Proposed Outcome</b>		<b>Performance Measure</b>			<b>Actual Outcome</b>				
Improving and expanding the availability and sustainability of infrastructure in low-income communities.									
03J Water/Sewer Improvements 570.201(c) ▼		Matrix Codes ▼			Matrix Codes ▼				
Matrix Codes ▼		Matrix Codes ▼			Matrix Codes ▼				
Matrix Codes ▼		Matrix Codes ▼			Matrix Codes ▼				
<b>Program Year 2</b>	CDBG ▼	<b>Proposed Amt.</b>	\$100,000.00		<b>Fund Source:</b>	▼	<b>Proposed Amt.</b>		
		<b>Actual Amount</b>					<b>Actual Amount</b>		
	<b>Fund Source:</b>	▼	<b>Proposed Amt.</b>			<b>Fund Source:</b>	▼	<b>Proposed Amt.</b>	
			<b>Actual Amount</b>				<b>Actual Amount</b>		
	<b>Accompl. Type:</b>	▼	<b>Proposed Units</b>			<b>Accompl. Type:</b>	▼	<b>Proposed Units</b>	
			<b>Actual Units</b>				<b>Actual Units</b>		
	<b>Accompl. Type:</b>	▼	<b>Proposed Units</b>			<b>Accompl. Type:</b>	▼	<b>Proposed Units</b>	
			<b>Actual Units</b>				<b>Actual Units</b>		



## Fort Bend County, Texas

<b>Project Name:</b>		<b>FY 2011 CDBG: Needville Sanitary Sewer System Rehabilitation, Phase IV</b>						
<b>Description:</b>		<b>IDIS Project #:</b>		<b>UOG Code:</b>		TX489157 FORT BEND COUNTY		
City of Needville: Project to eliminate inflow and infiltration into the sanitary sewer system. This phase includes manhole replacement, sewer main replacement, and line replacement.								
<b>Location:</b>		<b>Priority Need Category</b>						
This project is located in 2000 Census Tract 6757, Block Group 2, Place Code 50628. This area is 48.68% low and moderate income. Area qualifies under exception criteria of 46.01%.		<b>Select one:</b>		Infrastructure ▼				
<b>Expected Completion Date:</b>		<b>Explanation:</b>						
(12/31/2012)		Activity addresses Suitable Living Environment Objective 1: Improving and expanding infrastructure--SLE 1.3 Water and sewer improvements in at least five (5) communities (1 project/community per year) and Economic Development Objective 2: Providing assistance to extremely-low, low-, and moderate-income neighborhoods and communities--ED 2.3: Construction of new water and/or sewer improvements in at least one (1) community.						
<b>Objective Category</b>		<b>Specific Objectives</b>						
<input type="radio"/> Decent Housing <input checked="" type="radio"/> Suitable Living Environment <input type="radio"/> Economic Opportunity		1 Improve quality / increase quantity of public improvements for lower income persons ▼ 2 ▼ 3 ▼						
<b>Outcome Categories</b>								
<input checked="" type="checkbox"/> Availability/Accessibility <input type="checkbox"/> Affordability <input checked="" type="checkbox"/> Sustainability								
<b>Project-level Accomplishments</b>	01 People ▼	<b>Proposed</b>	1,592		<b>Accompl. Type:</b>	▼	<b>Proposed</b>	
		<b>Underway</b>					<b>Underway</b>	
		<b>Complete</b>					<b>Complete</b>	
	<b>Accompl. Type:</b>	<b>Proposed</b>			<b>Accompl. Type:</b>	▼	<b>Proposed</b>	
		<b>Underway</b>					<b>Underway</b>	
		<b>Complete</b>					<b>Complete</b>	
	<b>Accompl. Type:</b>	<b>Proposed</b>			<b>Accompl. Type:</b>	▼	<b>Proposed</b>	
		<b>Underway</b>					<b>Underway</b>	
		<b>Complete</b>					<b>Complete</b>	
		<b>Proposed</b>			<b>Accompl. Type:</b>	▼	<b>Proposed</b>	
		<b>Underway</b>					<b>Underway</b>	
		<b>Complete</b>					<b>Complete</b>	
<b>Proposed Outcome</b>		<b>Performance Measure</b>			<b>Actual Outcome</b>			
Improving and expanding the availability and sustainability of infrastructure in low-income communities.								
03J Water/Sewer Improvements 570.201(c) ▼		Matrix Codes ▼			Matrix Codes ▼			
Matrix Codes ▼		Matrix Codes ▼			Matrix Codes ▼			
Matrix Codes ▼		Matrix Codes ▼			Matrix Codes ▼			
<b>Program Year 2</b>	CDBG ▼	<b>Proposed Amt.</b>	\$176,790.00		<b>Fund Source:</b>	▼	<b>Proposed Amt.</b>	
		<b>Actual Amount</b>					<b>Actual Amount</b>	
	<b>Fund Source:</b>	<b>Proposed Amt.</b>			<b>Fund Source:</b>	▼	<b>Proposed Amt.</b>	
		<b>Actual Amount</b>					<b>Actual Amount</b>	
	<b>Accompl. Type:</b>	<b>Proposed Units</b>			<b>Accompl. Type:</b>	▼	<b>Proposed Units</b>	
		<b>Actual Units</b>					<b>Actual Units</b>	
	<b>Accompl. Type:</b>	<b>Proposed Units</b>			<b>Accompl. Type:</b>	▼	<b>Proposed Units</b>	
		<b>Actual Units</b>					<b>Actual Units</b>	



## Fort Bend County, Texas

<b>Project Name:</b>		<b>FY 2011 CDBG: City of Richmond Sanitary Sewer Improvements, Phase VI</b>					
<b>Description:</b>		<b>IDIS Project #:</b>		<b>UOG Code:</b>		TX489157 FORT BEND COUNTY	
City of Richmond: This project will serve the North Richmond area including Pultar St. to Collins Road between Maiden Lane and Paloma Ave.; Paloma to Carver; Carver to Branch Ave. Construction of 3,150 LF of 8 inch sanitary sewer line.							
<b>Location:</b>		<b>Priority Need Category</b>					
This project is located in 2000 Census Tract 6749, Block Group 4, Place Code 61892. This area is 62.2% low and moderate income.		<b>Select one:</b>		Infrastructure ▼			
<b>Expected Completion Date:</b>		<b>Explanation:</b>					
(12/31/2012)		Activity addresses Suitable Living Environment Objective 1: Improving and expanding infrastructure--SLE 1.3 Water and sewer improvements in at least five (5) communities (1 project/community per year) and Economic Development Objective 2: Providing assistance to extremely-low, low-, and moderate-income neighborhoods and communities--ED 2.3: Construction of new water and/or sewer improvements in at least one (1) community.					
<b>Objective Category</b> <input type="radio"/> Decent Housing <input checked="" type="radio"/> Suitable Living Environment <input type="radio"/> Economic Opportunity		<b>Specific Objectives</b>					
<b>Outcome Categories</b> <input checked="" type="checkbox"/> Availability/Accessibility <input checked="" type="checkbox"/> Affordability <input type="checkbox"/> Sustainability		1	Improve quality / increase quantity of public improvements for lower income persons ▼				
		2	▼				
		3	▼				
<b>Project-level Accomplishments</b>	01 People ▼	<b>Proposed</b>	1,359		<b>Accompl. Type:</b> ▼	<b>Proposed</b>	
		<b>Underway</b>				<b>Underway</b>	
		<b>Complete</b>				<b>Complete</b>	
	<b>Accompl. Type:</b> ▼	<b>Proposed</b>			<b>Accompl. Type:</b> ▼	<b>Proposed</b>	
		<b>Underway</b>				<b>Underway</b>	
		<b>Complete</b>				<b>Complete</b>	
	<b>Accompl. Type:</b> ▼	<b>Proposed</b>			<b>Accompl. Type:</b> ▼	<b>Proposed</b>	
		<b>Underway</b>				<b>Underway</b>	
		<b>Complete</b>				<b>Complete</b>	
		<b>Proposed</b>			<b>Accompl. Type:</b> ▼	<b>Proposed</b>	
		<b>Underway</b>				<b>Underway</b>	
		<b>Complete</b>				<b>Complete</b>	
<b>Proposed Outcome</b>		<b>Performance Measure</b>			<b>Actual Outcome</b>		
Improving and expanding the availability and sustainability of infrastructure in low-income communities.							
03J Water/Sewer Improvements 570.201(c) ▼		Matrix Codes ▼			Matrix Codes ▼		
Matrix Codes ▼		Matrix Codes ▼			Matrix Codes ▼		
Matrix Codes ▼		Matrix Codes ▼			Matrix Codes ▼		
<b>Program Year 2</b>	CDBG ▼	<b>Proposed Amt.</b>	\$222,000.00		<b>Fund Source:</b> ▼	<b>Proposed Amt.</b>	
		<b>Actual Amount</b>				<b>Actual Amount</b>	
	<b>Fund Source:</b> ▼	<b>Proposed Amt.</b>			<b>Fund Source:</b> ▼	<b>Proposed Amt.</b>	
		<b>Actual Amount</b>				<b>Actual Amount</b>	
	<b>Accompl. Type:</b> ▼	<b>Proposed Units</b>			<b>Accompl. Type:</b> ▼	<b>Proposed Units</b>	
		<b>Actual Units</b>				<b>Actual Units</b>	
	<b>Accompl. Type:</b> ▼	<b>Proposed Units</b>			<b>Accompl. Type:</b> ▼	<b>Proposed Units</b>	
		<b>Actual Units</b>				<b>Actual Units</b>	



## Fort Bend County, Texas

<b>Project Name:</b>		<b>FY 2011 CDBG: Riverwood: MUD No. 19 Water Line Replacement</b>						
<b>Description:</b>		<b>IDIS Project #:</b>		<b>UOG Code:</b>		TX489157 FORT BEND COUNTY		
Project will serve the Riverwood Subdivision, an unincorporated area of the County served by FBC MUD No. 19. Project includes the replacement of existing water lines.								
<b>Location:</b>		<b>Priority Need Category</b>						
This project is located in 2000 Census Tract 6750, Block Group 1, Place Cpde 99999. This area is 58.5% low and moderate income.		<b>Select one:</b>		Infrastructure ▼				
<b>Expected Completion Date:</b>		<b>Explanation:</b>						
(12/31/2012)		Activity addresses Suitable Living Environment Objective 1: Improving and expanding infrastructure--SLE 1.3 Water and sewer improvements in at least five (5) communities (1 project/community per year) and Economic Development Objective 2: Providing assistance to extremely-low, low-, and moderate-income neighborhoods and communities--ED 2.3: Construction of new water and/or sewer improvements in at least one (1) community.						
<b>Objective Category</b>		<b>Specific Objectives</b>						
<input type="radio"/> Decent Housing <input checked="" type="radio"/> Suitable Living Environment <input type="radio"/> Economic Opportunity		1 Improve quality / increase quantity of public improvements for lower income persons ▼ 2 ▼ 3 ▼						
<b>Outcome Categories</b>								
<input checked="" type="checkbox"/> Availability/Accessibility <input checked="" type="checkbox"/> Affordability <input checked="" type="checkbox"/> Sustainability								
<b>Project-level Accomplishments</b>	01 People ▼	<b>Proposed</b>	612		<b>Accompl. Type:</b>	▼	<b>Proposed</b>	
		<b>Underway</b>					<b>Underway</b>	
		<b>Complete</b>					<b>Complete</b>	
	<b>Accompl. Type:</b>	<b>Proposed</b>			<b>Accompl. Type:</b>	▼	<b>Proposed</b>	
		<b>Underway</b>					<b>Underway</b>	
		<b>Complete</b>					<b>Complete</b>	
	<b>Accompl. Type:</b>	<b>Proposed</b>			<b>Accompl. Type:</b>	▼	<b>Proposed</b>	
		<b>Underway</b>					<b>Underway</b>	
		<b>Complete</b>					<b>Complete</b>	
		<b>Proposed</b>			<b>Accompl. Type:</b>	▼	<b>Proposed</b>	
		<b>Underway</b>					<b>Underway</b>	
		<b>Complete</b>					<b>Complete</b>	
<b>Proposed Outcome</b>		<b>Performance Measure</b>			<b>Actual Outcome</b>			
Improving and expanding the availability and sustainability of infrastructure in low-income communities.								
03J Water/Sewer Improvements 570.201(c) ▼		Matrix Codes ▼			Matrix Codes ▼			
Matrix Codes ▼		Matrix Codes ▼			Matrix Codes ▼			
Matrix Codes ▼		Matrix Codes ▼			Matrix Codes ▼			
<b>Program Year 2</b>	CDBG ▼	<b>Proposed Amt.</b>	\$100,000.00		<b>Fund Source:</b>	▼	<b>Proposed Amt.</b>	
		<b>Actual Amount</b>					<b>Actual Amount</b>	
	<b>Fund Source:</b>	<b>Proposed Amt.</b>			<b>Fund Source:</b>	▼	<b>Proposed Amt.</b>	
		<b>Actual Amount</b>					<b>Actual Amount</b>	
	<b>Accompl. Type:</b>	<b>Proposed Units</b>			<b>Accompl. Type:</b>	▼	<b>Proposed Units</b>	
		<b>Actual Units</b>					<b>Actual Units</b>	
	<b>Accompl. Type:</b>	<b>Proposed Units</b>			<b>Accompl. Type:</b>	▼	<b>Proposed Units</b>	
		<b>Actual Units</b>					<b>Actual Units</b>	



## Fort Bend County, Texas

<b>Project Name:</b>		<b>FY 2011 CDBG: Rosenberg North Side Sanitary Sewer Improvements, Phase IV</b>						
<b>Description:</b>		<b>IDIS Project #:</b>		<b>UOG Code:</b>		TX489157 FORT BEND COUNTY		
City of Rosenberg: This project will serve the North Rosenberg area along the alleys between Walnut and Avenue D and Elm Street and West Street. Project include replacement of existing line with 15 inch line and 8 inch line.								
<b>Location:</b>		<b>Priority Need Category</b>						
Project is located in 2000 Census Tract, 6753, Block Group 1, Place Code 63284. The area is 61.8% low and moderate income.		<b>Select one:</b>		Infrastructure ▼				
<b>Expected Completion Date:</b>		<b>Explanation:</b>						
(12/31/2012)		Activity addresses Suitable Living Environment Objective 1: Improving and expanding infrastructure--SLE 1.3 Water and sewer improvements in at least five (5) communities (1 project/community per year) and Economic Development Objective 2: Providing assistance to extremely-low, low-, and moderate-income neighborhoods and communities--ED 2.3: Construction of new water and/or sewer improvements in at least one (1) community.						
<b>Objective Category</b>		<b>Specific Objectives</b>						
<input type="radio"/> Decent Housing <input checked="" type="radio"/> Suitable Living Environment <input type="radio"/> Economic Opportunity		1 Improve quality / increase quantity of public improvements for lower income persons ▼ 2 ▼ 3 ▼						
<b>Outcome Categories</b>								
<input checked="" type="checkbox"/> Availability/Accessibility <input type="checkbox"/> Affordability <input checked="" type="checkbox"/> Sustainability								
<b>Project-level Accomplishments</b>	01 People ▼	<b>Proposed</b>	856		<b>Accompl. Type:</b>	▼	<b>Proposed</b>	
		<b>Underway</b>					<b>Underway</b>	
		<b>Complete</b>					<b>Complete</b>	
	<b>Accompl. Type:</b>	<b>Proposed</b>			<b>Accompl. Type:</b>	▼	<b>Proposed</b>	
		<b>Underway</b>					<b>Underway</b>	
		<b>Complete</b>					<b>Complete</b>	
	<b>Accompl. Type:</b>	<b>Proposed</b>			<b>Accompl. Type:</b>	▼	<b>Proposed</b>	
		<b>Underway</b>					<b>Underway</b>	
		<b>Complete</b>					<b>Complete</b>	
	<b>Accompl. Type:</b>	<b>Proposed</b>			<b>Accompl. Type:</b>	▼	<b>Proposed</b>	
		<b>Underway</b>					<b>Underway</b>	
		<b>Complete</b>					<b>Complete</b>	
<b>Proposed Outcome</b>		<b>Performance Measure</b>			<b>Actual Outcome</b>			
Improving and expanding the availability and sustainability of infrastructure in low-income communities.								
03J Water/Sewer Improvements 570.201(c) ▼		Matrix Codes ▼			Matrix Codes ▼			
Matrix Codes ▼		Matrix Codes ▼			Matrix Codes ▼			
Matrix Codes ▼		Matrix Codes ▼			Matrix Codes ▼			
<b>Program Year 2</b>	CDBG ▼	<b>Proposed Amt.</b>	\$221,430.00		<b>Fund Source:</b>	▼	<b>Proposed Amt.</b>	
		<b>Actual Amount</b>					<b>Actual Amount</b>	
	<b>Fund Source:</b>	<b>Proposed Amt.</b>			<b>Fund Source:</b>	▼	<b>Proposed Amt.</b>	
		<b>Actual Amount</b>					<b>Actual Amount</b>	
	<b>Accompl. Type:</b>	<b>Proposed Units</b>			<b>Accompl. Type:</b>	▼	<b>Proposed Units</b>	
		<b>Actual Units</b>					<b>Actual Units</b>	
	<b>Accompl. Type:</b>	<b>Proposed Units</b>			<b>Accompl. Type:</b>	▼	<b>Proposed Units</b>	
		<b>Actual Units</b>					<b>Actual Units</b>	



## Fort Bend County, Texas

<b>Project Name:</b>		<b>FY 2011 CDBG: ARC of FBC Social and Recreation Program</b>					
<b>Description:</b>		<b>IDIS Project #:</b>		<b>UOG Code:</b>		TX489157 FORT BEND COUNTY	
The ARC of Fort Bend County's Social and Recreation Program provides activities to increase socialization and community involvement for mentally retarded/developmentally disabled adults. The program is countywide.							
<b>Location:</b>		<b>Priority Need Category</b>					
The ARC of Fort Bend County, 3660 Glenn Lakes Lane, Missouri City, Texas 77479.		<b>Select one:</b>		Non-homeless Special Needs ▼			
<b>Expected Completion Date:</b>		<b>Explanation:</b>					
(12/31/2012)		Activity addresses Suitable Living Environment Objective 2: Improving and expanding social services. SLE 2.4: Provide support and recreational services to 50 handicapped or disabled persons (10 persons per year).					
<b>Objective Category</b> <input type="radio"/> Decent Housing <input checked="" type="radio"/> Suitable Living Environment <input type="radio"/> Economic Opportunity		<b>Specific Objectives</b>					
<b>Outcome Categories</b> <input checked="" type="checkbox"/> Availability/Accessibility <input checked="" type="checkbox"/> Affordability <input type="checkbox"/> Sustainability		1	Improve the services for low/mod income persons ▼				
		2	▼				
		3	▼				
<b>Project-level Accomplishments</b>	01 People ▼	<b>Proposed</b>	40		<b>Accompl. Type:</b> ▼	<b>Proposed</b>	
		<b>Underway</b>				<b>Underway</b>	
		<b>Complete</b>				<b>Complete</b>	
	<b>Accompl. Type:</b> ▼	<b>Proposed</b>			<b>Accompl. Type:</b> ▼	<b>Proposed</b>	
		<b>Underway</b>				<b>Underway</b>	
		<b>Complete</b>				<b>Complete</b>	
	<b>Accompl. Type:</b> ▼	<b>Proposed</b>			<b>Accompl. Type:</b> ▼	<b>Proposed</b>	
		<b>Underway</b>				<b>Underway</b>	
		<b>Complete</b>				<b>Complete</b>	
		<b>Proposed</b>			<b>Accompl. Type:</b> ▼	<b>Proposed</b>	
		<b>Underway</b>				<b>Underway</b>	
		<b>Complete</b>				<b>Complete</b>	
<b>Proposed Outcome</b>		<b>Performance Measure</b>			<b>Actual Outcome</b>		
Improving and expanding the availability and affordability of social services for disabled persons.							
05B Handicapped Services 570.201(e) ▼		Matrix Codes ▼			Matrix Codes ▼		
Matrix Codes ▼		Matrix Codes ▼			Matrix Codes ▼		
Matrix Codes ▼		Matrix Codes ▼			Matrix Codes ▼		
<b>Program Year 2</b>	CDBG ▼	<b>Proposed Amt.</b>	\$ 27,667.00		<b>Fund Source:</b> ▼	<b>Proposed Amt.</b>	
		<b>Actual Amount</b>				<b>Actual Amount</b>	
	<b>Fund Source:</b> ▼	<b>Proposed Amt.</b>			<b>Fund Source:</b> ▼	<b>Proposed Amt.</b>	
		<b>Actual Amount</b>				<b>Actual Amount</b>	
	<b>Accompl. Type:</b> ▼	<b>Proposed Units</b>			<b>Accompl. Type:</b> ▼	<b>Proposed Units</b>	
		<b>Actual Units</b>				<b>Actual Units</b>	
	<b>Accompl. Type:</b> ▼	<b>Proposed Units</b>			<b>Accompl. Type:</b> ▼	<b>Proposed Units</b>	
		<b>Actual Units</b>				<b>Actual Units</b>	



## Fort Bend County, Texas

<b>Project Name:</b>		<b>FY 2011 CDBG: Brazos Bend Guardianship Services: Corporate Guardianship Program</b>					
<b>Description:</b>		<b>IDIS Project #:</b>		<b>UOG Code:</b>		TX489157 FORT BEND COUNTY	
Brazos Bend Guardianship services provides guardianship assistance, case management and other service to persons requiring legal guardianship.							
<b>Location:</b>		<b>Priority Need Category</b>					
Brazos Bend Guardianship, 10435 Greenbough #200, Stafford, Texas 77477.		<b>Select one:</b>		Non-homeless Special Needs ▼			
<b>Expected Completion Date:</b>		<b>Explanation:</b>					
(12/31/2012)		Activity addresses Suitable Living Environment Objective 2: Improving and expanding social services. SLE 2.6 Provide case management and other related services to incapacitated adults (5 persons per year).					
<b>Objective Category</b>		<b>Specific Objectives</b>					
<input type="radio"/> Decent Housing <input checked="" type="radio"/> Suitable Living Environment <input type="radio"/> Economic Opportunity		1 Improve the services for low/mod income persons ▼ 2 ▼ 3 ▼					
<b>Outcome Categories</b>							
<input checked="" type="checkbox"/> Availability/Accessibility <input checked="" type="checkbox"/> Affordability <input checked="" type="checkbox"/> Sustainability							
<b>Project-level Accomplishments</b>	01 People ▼	<b>Proposed</b>	8		<b>Accompl. Type:</b> ▼	<b>Proposed</b>	
		<b>Underway</b>				<b>Underway</b>	
		<b>Complete</b>				<b>Complete</b>	
	<b>Accompl. Type:</b> ▼	<b>Proposed</b>			<b>Accompl. Type:</b> ▼	<b>Proposed</b>	
		<b>Underway</b>				<b>Underway</b>	
		<b>Complete</b>				<b>Complete</b>	
	<b>Accompl. Type:</b> ▼	<b>Proposed</b>			<b>Accompl. Type:</b> ▼	<b>Proposed</b>	
		<b>Underway</b>				<b>Underway</b>	
		<b>Complete</b>				<b>Complete</b>	
<b>Proposed Outcome</b>		<b>Performance Measure</b>		<b>Actual Outcome</b>			
Improving and expanding the availability and affordability of social services for disabled persons.							
05B Handicapped Services 570.201(e) ▼		Matrix Codes ▼		Matrix Codes ▼			
Matrix Codes ▼		Matrix Codes ▼		Matrix Codes ▼			
Matrix Codes ▼		Matrix Codes ▼		Matrix Codes ▼			
<b>Program Year 2</b>	CDBG ▼	<b>Proposed Amt.</b>	\$ 25,000.00		<b>Fund Source:</b> ▼	<b>Proposed Amt.</b>	
		<b>Actual Amount</b>				<b>Actual Amount</b>	
	<b>Fund Source:</b> ▼	<b>Proposed Amt.</b>			<b>Fund Source:</b> ▼	<b>Proposed Amt.</b>	
		<b>Actual Amount</b>				<b>Actual Amount</b>	
	<b>Accompl. Type:</b> ▼	<b>Proposed Units</b>			<b>Accompl. Type:</b> ▼	<b>Proposed Units</b>	
		<b>Actual Units</b>				<b>Actual Units</b>	
	<b>Accompl. Type:</b> ▼	<b>Proposed Units</b>			<b>Accompl. Type:</b> ▼	<b>Proposed Units</b>	
		<b>Actual Units</b>				<b>Actual Units</b>	



## Fort Bend County, Texas

<b>Project Name:</b>		<b>FY 2011 CDBG: FBC Child Advocates: Forensic Interviewer and Children Services Coordinator</b>					
<b>Description:</b>		<b>IDIS Project #:</b>		<b>UOG Code:</b>		TX489157 FORT BEND COUNTY	
FBC Child Advocates, Inc. project provides salary for Bilingual Forensic Interviewer and Children Services Coordinator. Program is county-wide.							
<b>Location:</b>		<b>Priority Need Category</b>					
Child Advocates of FBC Inc. 5403 Avenue N, Rosenberg, Texas 77471.		<b>Select one:</b>		Non-homeless Special Needs ▼			
<b>Expected Completion Date:</b>		<b>Explanation:</b>					
(12/31/2012)		Activity addresses Suitable Living Environment Objective 2: Improving and expanding social services. SLE 2.5: Provide services to 100 abused and/or neglected children (20 children per year).					
<b>Objective Category</b>		<b>Specific Objectives</b>					
<input type="radio"/> Decent Housing <input checked="" type="radio"/> Suitable Living Environment <input type="radio"/> Economic Opportunity		1 Improve the services for low/mod income persons ▼ 2 ▼ 3 ▼					
<b>Outcome Categories</b>							
<input checked="" type="checkbox"/> Availability/Accessibility <input checked="" type="checkbox"/> Affordability <input checked="" type="checkbox"/> Sustainability							
<b>Project-level Accomplishments</b>	01 People ▼	<b>Proposed</b>	300		Accompl. Type: ▼	<b>Proposed</b>	
		<b>Underway</b>				<b>Underway</b>	
		<b>Complete</b>				<b>Complete</b>	
	Accompl. Type: ▼	<b>Proposed</b>			Accompl. Type: ▼	<b>Proposed</b>	
		<b>Underway</b>				<b>Underway</b>	
		<b>Complete</b>				<b>Complete</b>	
	Accompl. Type: ▼	<b>Proposed</b>			Accompl. Type: ▼	<b>Proposed</b>	
		<b>Underway</b>				<b>Underway</b>	
		<b>Complete</b>				<b>Complete</b>	
<b>Proposed Outcome</b>		<b>Performance Measure</b>			<b>Actual Outcome</b>		
Improving and expanding the availability and affordability of social services for abused and neglected children.							
05N Abused and Neglected Children 570.201(e) ▼		Matrix Codes ▼			Matrix Codes ▼		
Matrix Codes ▼		Matrix Codes ▼			Matrix Codes ▼		
Matrix Codes ▼		Matrix Codes ▼			Matrix Codes ▼		
<b>Program Year 2</b>	CDBG ▼	<b>Proposed Amt.</b>	\$ 28,408.00		Fund Source: ▼	<b>Proposed Amt.</b>	
		<b>Actual Amount</b>				<b>Actual Amount</b>	
	Fund Source: ▼	<b>Proposed Amt.</b>			Fund Source: ▼	<b>Proposed Amt.</b>	
		<b>Actual Amount</b>				<b>Actual Amount</b>	
	Accompl. Type: ▼	<b>Proposed Units</b>			Accompl. Type: ▼	<b>Proposed Units</b>	
		<b>Actual Units</b>				<b>Actual Units</b>	
	Accompl. Type: ▼	<b>Proposed Units</b>			Accompl. Type: ▼	<b>Proposed Units</b>	
		<b>Actual Units</b>				<b>Actual Units</b>	



# Fort Bend County, Texas

<b>Project Name:</b>	<b>FY 2011 CDBG: FBC Women's Center: Shelter Services</b>									
<b>Description:</b>	<b>IDIS Project #:</b>				<b>UOG Code:</b>		TX489157 FORT BEND COUNTY			
Fort Bend County Women's Center's Shelter Operations and Services. Program is countywide.										
<b>Location:</b>			<b>Priority Need Category</b>							
Location: Confidential			<b>Select one:</b>		Homeless/HIV/AIDS ▼					
			<b>Explanation:</b>							
<b>Expected Completion Date:</b>			<b>Activity addresses Decent Housing Objective 3: Provide a Continuum of Care to potential homeless and homeless persons. DH 3.3: Provide operating funds to 2 homeless shelters (1 new shelter).</b>							
(12/31/2012)										
<b>Objective Category</b>			<b>Specific Objectives</b>							
<input checked="" type="radio"/> Decent Housing <input type="radio"/> Suitable Living Environment <input type="radio"/> Economic Opportunity										
<b>Outcome Categories</b>										
<input checked="" type="checkbox"/> Availability/Accessibility <input checked="" type="checkbox"/> Affordability <input checked="" type="checkbox"/> Sustainability										
<b>Project-level Accomplishments</b>	01 People ▼	<b>Proposed</b>	125		Accompl. Type: ▼	<b>Proposed</b>				
		<b>Underway</b>				<b>Underway</b>				
		<b>Complete</b>				<b>Complete</b>				
	Accompl. Type: ▼	<b>Proposed</b>			Accompl. Type: ▼	<b>Proposed</b>				
		<b>Underway</b>				<b>Underway</b>				
		<b>Complete</b>				<b>Complete</b>				
	Accompl. Type: ▼	<b>Proposed</b>			Accompl. Type: ▼	<b>Proposed</b>				
		<b>Underway</b>				<b>Underway</b>				
		<b>Complete</b>				<b>Complete</b>				
	Accompl. Type: ▼	<b>Proposed</b>			Accompl. Type: ▼	<b>Proposed</b>				
		<b>Underway</b>				<b>Underway</b>				
		<b>Complete</b>				<b>Complete</b>				
<b>Proposed Outcome</b>		<b>Performance Measure</b>			<b>Actual Outcome</b>					
Increasing the availability, affordability, and sustainability of housing and services to homeless										
05G Battered and Abused Spouses 570.201(e) ▼		Matrix Codes ▼			Matrix Codes ▼					
Matrix Codes ▼		Matrix Codes ▼			Matrix Codes ▼					
Matrix Codes ▼		Matrix Codes ▼			Matrix Codes ▼					
<b>Program Year 2</b>	CDBG ▼	<b>Proposed Amt.</b>	\$ 29,556.00		Fund Source: ▼	<b>Proposed Amt.</b>				
		<b>Actual Amount</b>				<b>Actual Amount</b>				
	Fund Source: ▼	<b>Proposed Amt.</b>			Fund Source: ▼	<b>Proposed Amt.</b>				
		<b>Actual Amount</b>				<b>Actual Amount</b>				
	Accompl. Type: ▼	<b>Proposed Units</b>			Accompl. Type: ▼	<b>Proposed Units</b>				
		<b>Actual Units</b>				<b>Actual Units</b>				
	Accompl. Type: ▼	<b>Proposed Units</b>			Accompl. Type: ▼	<b>Proposed Units</b>				
		<b>Actual Units</b>				<b>Actual Units</b>				



## Fort Bend County, Texas

<b>Project Name:</b>		<b>FY 2011 CDBG: Fort Bend Seniors Meals on Wheels: Meals on Wheels Program</b>						
<b>Description:</b>		<b>IDIS Project #:</b>		<b>UOG Code:</b>		TX489157 FORT BEND COUNTY		
Fort Bend Senior Citizens Meal on Wheels provides home-delivered meals to frail elderly persons who are low and moderate income. The program is county-wide.								
<b>Location:</b>		<b>Priority Need Category</b>						
Fort Bend Senior Citizens Meal on Wheels, Inc. P.O. Box 1488, 1301 Band Road, Rosenberg, Texas 77471		<b>Select one:</b>		Non-homeless Special Needs ▼				
<b>Expected Completion Date:</b>		<b>Explanation:</b>						
(12/31/2012)		Activity addresses Suitable Living Environment Objective 2: Improving and expanding social services. SLE 2.1: Provide meals to at least 100 persons. (20 persons per year).						
<b>Objective Category</b>		<b>Specific Objectives</b>						
<input type="radio"/> Decent Housing <input checked="" type="radio"/> Suitable Living Environment <input type="radio"/> Economic Opportunity		1 Improve the services for low/mod income persons ▼ 2 ▼ 3 ▼						
<b>Outcome Categories</b>								
<input checked="" type="checkbox"/> Availability/Accessibility <input checked="" type="checkbox"/> Affordability <input checked="" type="checkbox"/> Sustainability								
<b>Project-level Accomplishments</b>	01 People ▼	<b>Proposed</b>	30		<b>Accompl. Type:</b>	▼	<b>Proposed</b>	
		<b>Underway</b>					<b>Underway</b>	
		<b>Complete</b>					<b>Complete</b>	
	<b>Accompl. Type:</b>	<b>Proposed</b>			<b>Accompl. Type:</b>	▼	<b>Proposed</b>	
		<b>Underway</b>					<b>Underway</b>	
		<b>Complete</b>					<b>Complete</b>	
	<b>Accompl. Type:</b>	<b>Proposed</b>			<b>Accompl. Type:</b>	▼	<b>Proposed</b>	
		<b>Underway</b>					<b>Underway</b>	
		<b>Complete</b>					<b>Complete</b>	
		<b>Proposed</b>			<b>Accompl. Type:</b>	▼	<b>Proposed</b>	
		<b>Underway</b>					<b>Underway</b>	
		<b>Complete</b>					<b>Complete</b>	
<b>Proposed Outcome</b>		<b>Performance Measure</b>			<b>Actual Outcome</b>			
Increasing the availability and affordability of social services for elderly citizens.								
05A Senior Services 570.201(e) ▼		Matrix Codes ▼			Matrix Codes ▼			
Matrix Codes ▼		Matrix Codes ▼			Matrix Codes ▼			
Matrix Codes ▼		Matrix Codes ▼			Matrix Codes ▼			
<b>Program Year 2</b>	CDBG ▼	<b>Proposed Amt.</b>	\$ 38,034.00		<b>Fund Source:</b>	▼	<b>Proposed Amt.</b>	
		<b>Actual Amount</b>					<b>Actual Amount</b>	
	<b>Fund Source:</b>	<b>Proposed Amt.</b>			<b>Fund Source:</b>	▼	<b>Proposed Amt.</b>	
		<b>Actual Amount</b>					<b>Actual Amount</b>	
	<b>Accompl. Type:</b>	<b>Proposed Units</b>			<b>Accompl. Type:</b>	▼	<b>Proposed Units</b>	
		<b>Actual Units</b>					<b>Actual Units</b>	
	<b>Accompl. Type:</b>	<b>Proposed Units</b>			<b>Accompl. Type:</b>	▼	<b>Proposed Units</b>	
		<b>Actual Units</b>					<b>Actual Units</b>	



## Fort Bend County, Texas

<b>Project Name:</b>		<b>FY 2011 CDBG: Literacy Council of Fort Bend County: Literacy Tutoring</b>						
<b>Description:</b>		<b>IDIS Project #:</b>		<b>UOG Code:</b>		TX489157 FORT BEND COUNTY		
Literacy Council of FBC program provides volunteer tutor training for individuals to work with low-income adults needing help in basic English literacy and language skills. Program is county-wide.								
<b>Location:</b>		<b>Priority Need Category</b>						
Literacy Council of FBC, 12530 Emily Court, Sugar Land, Texas 77478		<b>Select one:</b>		Economic Development ▼				
<b>Expected Completion Date:</b>		<b>Explanation:</b>						
(12/31/2012)		Activity addresses Economic Development Objective 1: Providing assistance to extremely-low, low-, and moderate-income individuals. ED 1.1: Provide assistance to 500 illiterate persons in the County (100 persons per year).						
<b>Objective Category</b>		<b>Specific Objectives</b>						
<input type="radio"/> Decent Housing <input type="radio"/> Suitable Living Environment <input checked="" type="radio"/> Economic Opportunity								
<b>Outcome Categories</b>								
<input checked="" type="checkbox"/> Availability/Accessibility <input checked="" type="checkbox"/> Affordability <input checked="" type="checkbox"/> Sustainability								
<b>Project-level Accomplishments</b>	01 People ▼	<b>Proposed</b>	250		<b>Accompl. Type:</b>	▼	<b>Proposed</b>	
		<b>Underway</b>					<b>Underway</b>	
		<b>Complete</b>					<b>Complete</b>	
	<b>Accompl. Type:</b>	<b>Proposed</b>			<b>Accompl. Type:</b>	▼	<b>Proposed</b>	
		<b>Underway</b>					<b>Underway</b>	
		<b>Complete</b>					<b>Complete</b>	
	<b>Accompl. Type:</b>	<b>Proposed</b>			<b>Accompl. Type:</b>	▼	<b>Proposed</b>	
		<b>Underway</b>					<b>Underway</b>	
		<b>Complete</b>					<b>Complete</b>	
	<b>Accompl. Type:</b>	<b>Proposed</b>			<b>Accompl. Type:</b>	▼	<b>Proposed</b>	
		<b>Underway</b>					<b>Underway</b>	
		<b>Complete</b>					<b>Complete</b>	
<b>Proposed Outcome</b>		<b>Performance Measure</b>			<b>Actual Outcome</b>			
Improving and expanding the availability, affordability, and sustainability of services to low and moderate income persons								
05H Employment Training 570.201(e) ▼		Matrix Codes ▼			Matrix Codes ▼			
Matrix Codes ▼		Matrix Codes ▼			Matrix Codes ▼			
Matrix Codes ▼		Matrix Codes ▼			Matrix Codes ▼			
<b>Program Year 1</b>	CDBG ▼	<b>Proposed Amt.</b>	\$35,000.00		<b>Fund Source:</b>	▼	<b>Proposed Amt.</b>	
		<b>Actual Amount</b>					<b>Actual Amount</b>	
	<b>Fund Source:</b>	<b>Proposed Amt.</b>			<b>Fund Source:</b>	▼	<b>Proposed Amt.</b>	
		<b>Actual Amount</b>					<b>Actual Amount</b>	
	<b>Accompl. Type:</b>	<b>Proposed Units</b>			<b>Accompl. Type:</b>	▼	<b>Proposed Units</b>	
		<b>Actual Units</b>					<b>Actual Units</b>	
	<b>Accompl. Type:</b>	<b>Proposed Units</b>			<b>Accompl. Type:</b>	▼	<b>Proposed Units</b>	
		<b>Actual Units</b>					<b>Actual Units</b>	



## Fort Bend County, Texas

<b>Project Name:</b>		<b>FY 2011 CDBG: Contingency</b>					
<b>Description:</b>		<b>IDIS Project #:</b>		<b>UOG Code:</b>		TX489157 FORT BEND COUNTY	
Unprogrammed funds							
<b>Location:</b>		<b>Priority Need Category</b>					
TBD		<b>Select one:</b>		Other ▼			
<b>Expected Completion Date:</b>		<b>Explanation:</b>					
(12/31/2012)							
<b>Objective Category</b>							
<input checked="" type="radio"/> Decent Housing <input type="radio"/> Suitable Living Environment <input type="radio"/> Economic Opportunity							
<b>Outcome Categories</b>		<b>Specific Objectives</b>					
<input type="checkbox"/> Availability/Accessibility <input type="checkbox"/> Affordability <input type="checkbox"/> Sustainability		1	▼				
		2	▼				
		3	▼				
<b>Project-level Accomplishments</b>	Accompl. Type: ▼	<b>Proposed</b>			Accompl. Type: ▼	<b>Proposed</b>	
		<b>Underway</b>				<b>Underway</b>	
		<b>Complete</b>				<b>Complete</b>	
	Accompl. Type: ▼	<b>Proposed</b>			Accompl. Type: ▼	<b>Proposed</b>	
		<b>Underway</b>				<b>Underway</b>	
		<b>Complete</b>				<b>Complete</b>	
	Accompl. Type: ▼	<b>Proposed</b>			Accompl. Type: ▼	<b>Proposed</b>	
		<b>Underway</b>				<b>Underway</b>	
		<b>Complete</b>				<b>Complete</b>	
<b>Proposed Outcome</b>		<b>Performance Measure</b>			<b>Actual Outcome</b>		
Matrix Codes ▼				Matrix Codes ▼			
Matrix Codes ▼				Matrix Codes ▼			
Matrix Codes ▼				Matrix Codes ▼			
<b>Program Year 2</b>	CDBG ▼	<b>Proposed Amt.</b>	\$ 26,962.00		Fund Source: ▼	<b>Proposed Amt.</b>	
		<b>Actual Amount</b>				<b>Actual Amount</b>	
	Fund Source: ▼	<b>Proposed Amt.</b>			Fund Source: ▼	<b>Proposed Amt.</b>	
		<b>Actual Amount</b>				<b>Actual Amount</b>	
	Accompl. Type: ▼	<b>Proposed Units</b>			Accompl. Type: ▼	<b>Proposed Units</b>	
		<b>Actual Units</b>				<b>Actual Units</b>	
	Accompl. Type: ▼	<b>Proposed Units</b>			Accompl. Type: ▼	<b>Proposed Units</b>	
		<b>Actual Units</b>				<b>Actual Units</b>	



## Fort Bend County, Texas

<b>Project Name:</b>		<b>FY 2011: HOME Program Administration</b>						
<b>Description:</b>		<b>IDIS Project #:</b>		<b>UOG Code:</b>		TX489157 FORT BEND COUNTY		
HOME Program Administration (Limited to 10% of HOME total)								
<b>Location:</b>		<b>Priority Need Category</b>						
Fort Bend County Community Development Department, 4520 Reading Road, Suite A, Rosenberg, Texas 77471		<b>Select one:</b>		Planning/Administration ▼				
<b>Expected Completion Date:</b>		<b>Explanation:</b>						
(12/31/2012)		Activity addresses Decent Housing Objective 1: Provide assistance to increase the availability of standard quality housing to extremely-low, low- and moderate-income households. Objective 2: Provide housing rehabilitation to owner-occupied and renter-occupied households. Objective 3: Provide a Continuum of Care to potential homeless and homeless persons.						
Objective Category		<b>Specific Objectives</b>						
<input checked="" type="radio"/> Decent Housing <input type="radio"/> Suitable Living Environment <input type="radio"/> Economic Opportunity								
Outcome Categories								
<input checked="" type="checkbox"/> Availability/Accessibility <input checked="" type="checkbox"/> Affordability <input checked="" type="checkbox"/> Sustainability								
<b>Project-level Accomplishments</b>	Accompl. Type: ▼	Proposed			Accompl. Type: ▼	Proposed		
		Underway				Underway		
		Complete				Complete		
	Accompl. Type: ▼	Proposed			Accompl. Type: ▼	Proposed		
		Underway				Underway		
		Complete				Complete		
	Accompl. Type: ▼	Proposed			Accompl. Type: ▼	Proposed		
		Underway				Underway		
		Complete				Complete		
	<b>Proposed Outcome</b>		<b>Performance Measure</b>		<b>Actual Outcome</b>			
	21H HOME Admin/Planning Costs of PJ (subject to 5% cap) ▼		Matrix Codes ▼					
Matrix Codes ▼		Matrix Codes ▼						
Matrix Codes ▼		Matrix Codes ▼						
<b>Program Year 2</b>	HOME ▼	Proposed Amt.	\$ 49,207.00		Fund Source: ▼	Proposed Amt.		
		Actual Amount				Actual Amount		
	Fund Source: ▼	Proposed Amt.			Fund Source: ▼	Proposed Amt.		
		Actual Amount				Actual Amount		
	Accompl. Type: ▼	Proposed Units			Accompl. Type: ▼	Proposed Units		
		Actual Units				Actual Units		
	Accompl. Type: ▼	Proposed Units			Accompl. Type: ▼	Proposed Units		
		Actual Units				Actual Units		



## Fort Bend County, Texas

<b>Project Name:</b>		<b>FY 2011 HOME: CHDO Set-Aside</b>					
<b>Description:</b>		<b>IDIS Project #:</b>		<b>UOG Code:</b>		TX489157 FORT BEND COUNTY	
HOME Program Community Housing Development Organization (CHDO) set-aside. (15 percent set-aside required) To Be Determined.							
<b>Location:</b>		<b>Priority Need Category</b>					
To Be Determined		<b>Select one:</b>		Priority Need Category ▼			
		<b>Explanation:</b>					
<b>Expected Completion Date:</b>		<b>Activity addresses Decent Housing Objective 1: Provide assistance to increase the availability of standard quality housing to extremely-low, low- and moderate-income households. Objective 2: Provide housing rehabilitation to owner-occupied and renter-occupied households. Objective 3: Provide a Continuum of Care to potential homeless and homeless persons.</b>					
(12/31/2012)							
Objective Category <input checked="" type="radio"/> Decent Housing <input type="radio"/> Suitable Living Environment <input type="radio"/> Economic Opportunity							
<b>Outcome Categories</b>		<b>Specific Objectives</b>					
<input checked="" type="checkbox"/> Availability/Accessibility		1	▼				
<input checked="" type="checkbox"/> Affordability		2	▼				
<input type="checkbox"/> Sustainability		3	▼				
<b>Project-level Accomplishments</b>	Accompl. Type: ▼	<b>Proposed</b>			Accompl. Type: ▼	<b>Proposed</b>	
		<b>Underway</b>				<b>Underway</b>	
		<b>Complete</b>				<b>Complete</b>	
	Accompl. Type: ▼	<b>Proposed</b>			Accompl. Type: ▼	<b>Proposed</b>	
		<b>Underway</b>				<b>Underway</b>	
		<b>Complete</b>				<b>Complete</b>	
	Accompl. Type: ▼	<b>Proposed</b>			Accompl. Type: ▼	<b>Proposed</b>	
		<b>Underway</b>				<b>Underway</b>	
		<b>Complete</b>				<b>Complete</b>	
	<b>Proposed Outcome</b>		<b>Performance Measure</b>		<b>Actual Outcome</b>		
	Matrix Codes ▼		Matrix Codes ▼		Matrix Codes ▼		
Matrix Codes ▼		Matrix Codes ▼		Matrix Codes ▼			
Matrix Codes ▼		Matrix Codes ▼		Matrix Codes ▼			
<b>Program Year 2</b>	HOME ▼	<b>Proposed Amt.</b>	\$ 73,811.00		Fund Source: ▼	<b>Proposed Amt.</b>	
		<b>Actual Amount</b>				<b>Actual Amount</b>	
	Fund Source: ▼	<b>Proposed Amt.</b>			Fund Source: ▼	<b>Proposed Amt.</b>	
		<b>Actual Amount</b>				<b>Actual Amount</b>	
	Accompl. Type: ▼	<b>Proposed Units</b>			Accompl. Type: ▼	<b>Proposed Units</b>	
		<b>Actual Units</b>				<b>Actual Units</b>	
	Accompl. Type: ▼	<b>Proposed Units</b>			Accompl. Type: ▼	<b>Proposed Units</b>	
		<b>Actual Units</b>				<b>Actual Units</b>	



## Fort Bend County, Texas

<b>Project Name:</b>		<b>FY 2011 HOME: FBC Housing Rehabilitation Program</b>					
<b>Description:</b>		<b>IDIS Project #:</b>		<b>UOG Code:</b>		TX489157 FORT BEND COUNTY	
Fort Bend County Housing Rehabilitation Program. This program is county-wide.							
<b>Location:</b>		<b>Priority Need Category</b>					
Fort Bend County Community Development Department, 4520 Reading Road, Suite A, Rosenberg, Texas 77471		<b>Select one:</b>		Owner Occupied Housing ▼			
<b>Expected Completion Date:</b>		<b>Explanation:</b>					
(12/31/2012)		Activity addresses Decent Housing Objective 2: Provide rehabilitation to owner-occupied and renter occupied households. DH 2.1 Provide owner-occupied rehabilitation assistance to 50 extremely-low, low-, and moderate-income households (10 housing units per year).					
<b>Objective Category</b> <input checked="" type="radio"/> Decent Housing <input type="radio"/> Suitable Living Environment <input type="radio"/> Economic Opportunity		<b>Specific Objectives</b>					
<b>Outcome Categories</b> <input checked="" type="checkbox"/> Availability/Accessibility <input checked="" type="checkbox"/> Affordability <input checked="" type="checkbox"/> Sustainability		1	Increase the availability of affordable owner housing ▼				
		2	▼				
		3	▼				
<b>Project-level Accomplishments</b>	01 People ▼	<b>Proposed</b>	10		<b>Accompl. Type:</b> ▼	<b>Proposed</b>	
		<b>Underway</b>				<b>Underway</b>	
		<b>Complete</b>				<b>Complete</b>	
	<b>Accompl. Type:</b> ▼	<b>Proposed</b>			<b>Accompl. Type:</b> ▼	<b>Proposed</b>	
		<b>Underway</b>				<b>Underway</b>	
		<b>Complete</b>				<b>Complete</b>	
	<b>Accompl. Type:</b> ▼	<b>Proposed</b>			<b>Accompl. Type:</b> ▼	<b>Proposed</b>	
		<b>Underway</b>				<b>Underway</b>	
		<b>Complete</b>				<b>Complete</b>	
<b>Proposed Outcome</b>		<b>Performance Measure</b>			<b>Actual Outcome</b>		
Increasing the availability of standard quality housng through rehabilitation.							
14A Rehab; Single-Unit Residential 570.202 ▼		Matrix Codes ▼			Matrix Codes ▼		
Matrix Codes ▼		Matrix Codes ▼			Matrix Codes ▼		
Matrix Codes ▼		Matrix Codes ▼			Matrix Codes ▼		
<b>Program Year 2</b>	HOME ▼	<b>Proposed Amt.</b>	\$296,857.00		<b>Fund Source:</b> ▼	<b>Proposed Amt.</b>	
		<b>Actual Amount</b>				<b>Actual Amount</b>	
	<b>Fund Source:</b> ▼	<b>Proposed Amt.</b>			<b>Fund Source:</b> ▼	<b>Proposed Amt.</b>	
		<b>Actual Amount</b>				<b>Actual Amount</b>	
	<b>Accompl. Type:</b> ▼	<b>Proposed Units</b>			<b>Accompl. Type:</b> ▼	<b>Proposed Units</b>	
		<b>Actual Units</b>				<b>Actual Units</b>	
	<b>Accompl. Type:</b> ▼	<b>Proposed Units</b>			<b>Accompl. Type:</b> ▼	<b>Proposed Units</b>	
		<b>Actual Units</b>				<b>Actual Units</b>	



## Fort Bend County, Texas

<b>Project Name:</b>		<b>FY 2011 HOME: Fort Bend Habitat For Humanity: New Home Construction</b>					
<b>Description:</b>		<b>IDIS Project #:</b>		<b>UOG Code:</b>		TX489157 FORT BEND COUNTY	
Fort Bend Habitat For Humanity Program will acquire property and build new homes.							
<b>Location:</b>		<b>Priority Need Category</b>					
To Be Determined		<b>Select one:</b>		Owner Occupied Housing ▼			
		<b>Explanation:</b>					
<b>Expected Completion Date:</b>		<b>Activity addresses Decent Housing Objective 1: Provide assistance to increase the availability of standard quality housing to extremely-low, low- and moderate-income households--DH 1.3: Produce 20 new units, especially for the special needs populations- elderly, frail elderly, persons with disabilities, persons with alcohol and drug additions, and persons with AIDS (4 housing units per year) and DH 1.6: Redevelop demolished or vacant properties to</b>					
(12/31/2012)							
<b>Objective Category</b> <input checked="" type="radio"/> Decent Housing <input type="radio"/> Suitable Living Environment <input type="radio"/> Economic Opportunity							
<b>Outcome Categories</b> <input checked="" type="checkbox"/> Availability/Accessibility <input checked="" type="checkbox"/> Affordability <input checked="" type="checkbox"/> Sustainability							
		<b>Specific Objectives</b>					
		1	Increase the availability of affordable owner housing ▼				
		2	▼				
		3	▼				
<b>Project-level Accomplishments</b>	01 People ▼	<b>Proposed</b>	1		<b>Accompl. Type:</b> ▼	<b>Proposed</b>	
		<b>Underway</b>				<b>Underway</b>	
		<b>Complete</b>				<b>Complete</b>	
	<b>Accompl. Type:</b> ▼	<b>Proposed</b>			<b>Accompl. Type:</b> ▼	<b>Proposed</b>	
		<b>Underway</b>				<b>Underway</b>	
		<b>Complete</b>				<b>Complete</b>	
	<b>Accompl. Type:</b> ▼	<b>Proposed</b>			<b>Accompl. Type:</b> ▼	<b>Proposed</b>	
		<b>Underway</b>				<b>Underway</b>	
		<b>Complete</b>				<b>Complete</b>	
	<b>Accompl. Type:</b> ▼	<b>Proposed</b>			<b>Accompl. Type:</b> ▼	<b>Proposed</b>	
		<b>Underway</b>				<b>Underway</b>	
		<b>Complete</b>				<b>Complete</b>	
<b>Proposed Outcome</b>		<b>Performance Measure</b>			<b>Actual Outcome</b>		
Increasing the availability of standard quality housng through new home construction.							
12 Construction of Housing 570.201(m) ▼		Matrix Codes ▼			Matrix Codes ▼		
Matrix Codes ▼		Matrix Codes ▼			Matrix Codes ▼		
Matrix Codes ▼		Matrix Codes ▼			Matrix Codes ▼		
<b>Program Year 2</b>	HOME ▼	<b>Proposed Amt.</b>	\$ 72,198.00		<b>Fund Source:</b> ▼	<b>Proposed Amt.</b>	
		<b>Actual Amount</b>				<b>Actual Amount</b>	
	<b>Fund Source:</b> ▼	<b>Proposed Amt.</b>			<b>Fund Source:</b> ▼	<b>Proposed Amt.</b>	
		<b>Actual Amount</b>				<b>Actual Amount</b>	
	<b>Accompl. Type:</b> ▼	<b>Proposed Units</b>			<b>Accompl. Type:</b> ▼	<b>Proposed Units</b>	
		<b>Actual Units</b>				<b>Actual Units</b>	
	<b>Accompl. Type:</b> ▼	<b>Proposed Units</b>			<b>Accompl. Type:</b> ▼	<b>Proposed Units</b>	
		<b>Actual Units</b>				<b>Actual Units</b>	



<b>Project Name:</b> FY 2011 ESG: Program Administration										
<b>Description:</b>		<b>IDIS Project #:</b>		<b>UOG Code:</b>		TX489157 FORT BEND COUNTY				
General Administration of Emergency Shelter Grant (ESG) Program. Program administration limited to 5% of grant amount.										
<b>Location:</b>		<b>Priority Need Category</b>								
Fort Bend County Community Development Department, 4520 Reading Road, Suite A, Rosenberg, Texas, 77471		<b>Select one:</b>		Planning/Administration ▼						
<b>Expected Completion Date:</b>		<b>Explanation:</b>								
(12/31/2012)		Activity addresses Decent Housing Objective 3: Provide a Continuum of Care to potential homeless and homeless persons.								
Objective Category <input checked="" type="radio"/> Decent Housing <input type="radio"/> Suitable Living Environment <input type="radio"/> Economic Opportunity										
Outcome Categories <input type="checkbox"/> Availability/Accessibility <input type="checkbox"/> Affordability <input type="checkbox"/> Sustainability		<b>Specific Objectives</b>								
		1	End chronic homelessness ▼							
		2								
		3								
<b>Project-level Accomplishments</b>	Accompl. Type: ▼		<b>Proposed</b>			Accompl. Type: ▼		<b>Proposed</b>		
			<b>Underway</b>					<b>Underway</b>		
			<b>Complete</b>					<b>Complete</b>		
	Accompl. Type: ▼		<b>Proposed</b>			Accompl. Type: ▼		<b>Proposed</b>		
			<b>Underway</b>					<b>Underway</b>		
			<b>Complete</b>					<b>Complete</b>		
	Accompl. Type: ▼		<b>Proposed</b>			Accompl. Type: ▼		<b>Proposed</b>		
			<b>Underway</b>					<b>Underway</b>		
			<b>Complete</b>					<b>Complete</b>		
	<b>Proposed Outcome</b>		<b>Performance Measure</b>				<b>Actual Outcome</b>			
	Increasing the availability, affordability and sustainability of housing and services to homeless persons.									
	21A General Program Administration 570.206 ▼					Matrix Codes ▼				
Matrix Codes ▼					Matrix Codes ▼					
Matrix Codes ▼					Matrix Codes ▼					
<b>Program Year 2</b>	ESG ▼		<b>Proposed Amt.</b>		\$ 4,325.00		Fund Source: ▼		<b>Proposed Amt.</b>	
			<b>Actual Amount</b>						<b>Actual Amount</b>	
	Fund Source: ▼		<b>Proposed Amt.</b>				Fund Source: ▼		<b>Proposed Amt.</b>	
			<b>Actual Amount</b>						<b>Actual Amount</b>	
	Accompl. Type: ▼		<b>Proposed Units</b>				Accompl. Type: ▼		<b>Proposed Units</b>	
			<b>Actual Units</b>						<b>Actual Units</b>	
	Accompl. Type: ▼		<b>Proposed Units</b>				Accompl. Type: ▼		<b>Proposed Units</b>	
			<b>Actual Units</b>						<b>Actual Units</b>	



<b>Project Name:</b>		<b>FY 2011 ESG: FBC Women's Center: Essential Services</b>									
<b>Description:</b>		<b>IDIS Project #:</b>				<b>UOG Code:</b>		TX489157 FORT BEND COUNTY			
Emergency Shelter Grant essential services activities limited to 15% of total grant. Program is county-wide.											
<b>Location:</b>		<b>Priority Need Category</b>									
Address confidential		<b>Select one:</b>		Homeless/HIV/AIDS ▼							
<b>Expected Completion Date:</b>		<b>Explanation:</b>									
(12/31/2012)		Activity addresses Decent Housing Objective 3: Provide a Continuum of Care to Potential Homeless and Homeless Persons. DH 3.4: provide essential or supportive services to at least 50 homeless persons (10 persons per year).									
<b>Objective Category</b>		<b>Specific Objectives</b>									
<input checked="" type="radio"/> Decent Housing <input type="radio"/> Suitable Living Environment <input type="radio"/> Economic Opportunity											
<b>Outcome Categories</b>											
<input type="checkbox"/> Availability/Accessibility		1 End chronic homelessness ▼									
<input type="checkbox"/> Affordability		2 ▼									
<input type="checkbox"/> Sustainability		3 ▼									
<b>Project-level Accomplishments</b>	01 People ▼	<b>Proposed</b>	20		<b>Accompl. Type:</b> ▼	<b>Proposed</b>					
		<b>Underway</b>				<b>Underway</b>					
		<b>Complete</b>				<b>Complete</b>					
	<b>Accompl. Type:</b> ▼	<b>Proposed</b>			<b>Accompl. Type:</b> ▼	<b>Proposed</b>					
		<b>Underway</b>				<b>Underway</b>					
		<b>Complete</b>				<b>Complete</b>					
	<b>Accompl. Type:</b> ▼	<b>Proposed</b>			<b>Accompl. Type:</b> ▼	<b>Proposed</b>					
		<b>Underway</b>				<b>Underway</b>					
		<b>Complete</b>				<b>Complete</b>					
	<b>Accompl. Type:</b> ▼	<b>Proposed</b>			<b>Accompl. Type:</b> ▼	<b>Proposed</b>					
		<b>Underway</b>				<b>Underway</b>					
		<b>Complete</b>				<b>Complete</b>					
<b>Proposed Outcome</b>		<b>Performance Measure</b>				<b>Actual Outcome</b>					
Increasing the availability, affordability and sustainability of housing and services to homeless persons.											
05G Battered and Abused Spouses 570.201(e) ▼				Matrix Codes ▼							
Matrix Codes ▼				Matrix Codes ▼							
Matrix Codes ▼				Matrix Codes ▼							
<b>Program Year 2</b>	ESG ▼	<b>Proposed Amt.</b>	\$ 13,529.00		<b>Fund Source:</b> ▼	<b>Proposed Amt.</b>					
		<b>Actual Amount</b>				<b>Actual Amount</b>					
	<b>Fund Source:</b> ▼	<b>Proposed Amt.</b>			<b>Fund Source:</b> ▼	<b>Proposed Amt.</b>					
		<b>Actual Amount</b>				<b>Actual Amount</b>					
	<b>Accompl. Type:</b> ▼	<b>Proposed Units</b>			<b>Accompl. Type:</b> ▼	<b>Proposed Units</b>					
		<b>Actual Units</b>				<b>Actual Units</b>					
	<b>Accompl. Type:</b> ▼	<b>Proposed Units</b>			<b>Accompl. Type:</b> ▼	<b>Proposed Units</b>					
		<b>Actual Units</b>				<b>Actual Units</b>					



<b>Project Name:</b>		<b>FY 2011 ESG: FBC Women's Center: Operations</b>									
<b>Description:</b>		<b>IDIS Project #:</b>			<b>UOG Code:</b>			TX489157 FORT BEND COUNTY			
Provide operating costs for battered women's shelter.											
<b>Location:</b>		<b>Priority Need Category</b>									
Address confidential		<b>Select one:</b>			Homeless/HIV/AIDS ▼						
					<b>Explanation:</b>						
<b>Expected Completion Date:</b>		<b>Activity addresses Decent Housing Objective 3: Provide a Continuum of Care to Potential Homeless and Homeless Persons. DH 3.3: Provide operating funds to 2 shelters (1 new shelter).</b>									
(12/31/2012)											
Objective Category											
<input checked="" type="radio"/> Decent Housing <input type="radio"/> Suitable Living Environment <input type="radio"/> Economic Opportunity											
<b>Outcome Categories</b>		<b>Specific Objectives</b>									
<input checked="" type="checkbox"/> Availability/Accessibility		1	End chronic homelessness ▼								
<input checked="" type="checkbox"/> Affordability		2	▼								
<input checked="" type="checkbox"/> Sustainability		3	▼								
<b>Project-level Accomplishments</b>	01 People ▼	<b>Proposed</b>	20		Accompl. Type: ▼	<b>Proposed</b>					
		<b>Underway</b>				<b>Underway</b>					
		<b>Complete</b>				<b>Complete</b>					
	Accompl. Type: ▼	<b>Proposed</b>			Accompl. Type: ▼	<b>Proposed</b>					
		<b>Underway</b>				<b>Underway</b>					
		<b>Complete</b>				<b>Complete</b>					
	Accompl. Type: ▼	<b>Proposed</b>			Accompl. Type: ▼	<b>Proposed</b>					
		<b>Underway</b>				<b>Underway</b>					
		<b>Complete</b>				<b>Complete</b>					
	<b>Proposed Outcome</b>		<b>Performance Measure</b>				<b>Actual Outcome</b>				
	Increasing the availability, affordability and sustainability of housing and services to homeless persons.										
	05G Battered and Abused Spouses 570.201(e) ▼			Matrix Codes ▼							
Matrix Codes ▼			Matrix Codes ▼								
Matrix Codes ▼			Matrix Codes ▼								
<b>Program Year 2</b>	ESG ▼	<b>Proposed Amt.</b>	\$ 22,444.00		Fund Source: ▼	<b>Proposed Amt.</b>					
		<b>Actual Amount</b>				<b>Actual Amount</b>					
	Fund Source: ▼	<b>Proposed Amt.</b>			Fund Source: ▼	<b>Proposed Amt.</b>					
		<b>Actual Amount</b>				<b>Actual Amount</b>					
	Accompl. Type: ▼	<b>Proposed Units</b>			Accompl. Type: ▼	<b>Proposed Units</b>					
		<b>Actual Units</b>				<b>Actual Units</b>					
	Accompl. Type: ▼	<b>Proposed Units</b>			Accompl. Type: ▼	<b>Proposed Units</b>					
		<b>Actual Units</b>				<b>Actual Units</b>					



<b>Project Name:</b>		<b>FY 2011 ESG: Parks Youth Ranch Operations</b>									
<b>Description:</b>		<b>IDIS Project #:</b>				<b>UOG Code:</b>		TX489157 FORT BEND COUNTY			
Provide operating costs for youth shelter.											
<b>Location:</b>		<b>Priority Need Category</b>									
		<b>Select one:</b>		Owner Occupied Housing						▼	
		<b>Explanation:</b>									
<b>Expected Completion Date:</b>		<b>Activity addresses Decent Housing Objective 3: Provide a Continuum of Care to Potential Homeless and Homeless Persons. DH 3.3: Provide operating funds to 2 shelters (1 new shelter).</b>									
(12/31/2012)											
Objective Category <input checked="" type="radio"/> Decent Housing <input type="radio"/> Suitable Living Environment <input type="radio"/> Economic Opportunity											
Outcome Categories <input checked="" type="checkbox"/> Availability/Accessibility <input checked="" type="checkbox"/> Affordability <input checked="" type="checkbox"/> Sustainability		<b>Specific Objectives</b>									
		1	End chronic homelessness						▼		
		2							▼		
		3							▼		
<b>Project-level Accomplishments</b>	01 People	▼	<b>Proposed</b>	10		Accompl. Type:	▼	<b>Proposed</b>			
			<b>Underway</b>					<b>Underway</b>			
			<b>Complete</b>					<b>Complete</b>			
	Accompl. Type:	▼	<b>Proposed</b>			Accompl. Type:	▼	<b>Proposed</b>			
			<b>Underway</b>					<b>Underway</b>			
			<b>Complete</b>					<b>Complete</b>			
	Accompl. Type:	▼	<b>Proposed</b>			Accompl. Type:	▼	<b>Proposed</b>			
			<b>Underway</b>					<b>Underway</b>			
			<b>Complete</b>					<b>Complete</b>			
<b>Proposed Outcome</b>		<b>Performance Measure</b>				<b>Actual Outcome</b>					
Increasing the availability, affordability and sustainability of housing and services to homeless persons.											
03T Operating Costs of Homeless/AIDS Patients Programs		▼		Matrix Codes		▼					
Matrix Codes		▼		Matrix Codes		▼					
Matrix Codes		▼		Matrix Codes		▼					
<b>Program Year 2</b>	ESG	▼	<b>Proposed Amt.</b>	\$ 28,590.00		Fund Source:	▼	<b>Proposed Amt.</b>			
			<b>Actual Amount</b>					<b>Actual Amount</b>			
	Fund Source:	▼	<b>Proposed Amt.</b>			Fund Source:	▼	<b>Proposed Amt.</b>			
			<b>Actual Amount</b>					<b>Actual Amount</b>			
	Accompl. Type:	▼	<b>Proposed Units</b>			Accompl. Type:	▼	<b>Proposed Units</b>			
			<b>Actual Units</b>					<b>Actual Units</b>			
	Accompl. Type:	▼	<b>Proposed Units</b>			Accompl. Type:	▼	<b>Proposed Units</b>			
			<b>Actual Units</b>					<b>Actual Units</b>			



## Fort Bend County, Texas

<b>Project Name:</b>		<b>FY 2011 ESG: Parks Youth Ranch Essential Services</b>					
<b>Description:</b>		<b>IDIS Project #:</b>		<b>UOG Code:</b>		TX489157 FORT BEND COUNTY	
Provide operating costs for youth shelter.							
<b>Location:</b>		<b>Priority Need Category</b>					
		<b>Select one:</b>		Homeless/HIV/AIDS ▼			
		<b>Explanation:</b>					
		<b>Activity addresses Decent Housing Objective 3: Provide a Continuum of Care to Potential Homeless and Homeless Persons. DH 3.4: provide essential or supportive services to at least 50 homeless persons (10 persons per year).</b>					
<b>Objective Category</b>		<b>Specific Objectives</b>					
<input checked="" type="radio"/> Decent Housing <input type="radio"/> Suitable Living Environment <input type="radio"/> Economic Opportunity							
<b>Outcome Categories</b>							
<input checked="" type="checkbox"/> Availability/Accessibility		1 End chronic homelessness ▼					
<input type="checkbox"/> Affordability		2 ▼					
<input type="checkbox"/> Sustainability		3 ▼					
<b>Project-level Accomplishments</b>	01 People ▼	<b>Proposed</b>	10		<b>Accompl. Type:</b> ▼	<b>Proposed</b>	
		<b>Underway</b>				<b>Underway</b>	
		<b>Complete</b>				<b>Complete</b>	
	<b>Accompl. Type:</b> ▼	<b>Proposed</b>			<b>Accompl. Type:</b> ▼	<b>Proposed</b>	
		<b>Underway</b>				<b>Underway</b>	
		<b>Complete</b>				<b>Complete</b>	
	<b>Accompl. Type:</b> ▼	<b>Proposed</b>			<b>Accompl. Type:</b> ▼	<b>Proposed</b>	
		<b>Underway</b>				<b>Underway</b>	
		<b>Complete</b>				<b>Complete</b>	
<b>Proposed Outcome</b>		<b>Performance Measure</b>			<b>Actual Outcome</b>		
Increasing the availability, affordability and sustainability of housing and services to homeless persons.							
Matrix Codes ▼				Matrix Codes ▼			
Matrix Codes ▼				Matrix Codes ▼			
Matrix Codes ▼				Matrix Codes ▼			
<b>Program Year 2</b>	ESG ▼	<b>Proposed Amt.</b>	\$ 7,820.00		<b>Fund Source:</b> ▼	<b>Proposed Amt.</b>	
		<b>Actual Amount</b>				<b>Actual Amount</b>	
	<b>Fund Source:</b> ▼	<b>Proposed Amt.</b>			<b>Fund Source:</b> ▼	<b>Proposed Amt.</b>	
		<b>Actual Amount</b>				<b>Actual Amount</b>	
	<b>Accompl. Type:</b> ▼	<b>Proposed Units</b>			<b>Accompl. Type:</b> ▼	<b>Proposed Units</b>	
		<b>Actual Units</b>				<b>Actual Units</b>	
	<b>Accompl. Type:</b> ▼	<b>Proposed Units</b>			<b>Accompl. Type:</b> ▼	<b>Proposed Units</b>	
		<b>Actual Units</b>				<b>Actual Units</b>	



<b>Project Name:</b>		<b>FY 2011 ESG: FBC Social Services Department Homeless Prevention</b>						
<b>Description:</b>		<b>IDIS Project #:</b>		<b>UOG Code:</b>		TX489157 FORT BEND COUNTY		
This project provides homeless prevention assistance in the form of emergency rent, mortgage, and utility assistance to low-income persons.								
<b>Location:</b>		<b>Priority Need Category</b>						
Fort Bend County Social Service Department, 4520 Reading Road, Suite A, Rosenberg, Texas 77471		<b>Select one:</b>		Homeless/HIV/AIDS ▼				
<b>Expected Completion Date:</b>		<b>Explanation:</b>						
12/31/2012		Activity addresses Decent Housing Objective 3: Provide a Continuum of Care to Potential Homeless and Homeless Persons. DH 3.6: Prevent homelessness by providing emergency rent, mortgage, and utility assistance to at least 5 persons. (1 person per year).						
<b>Objective Category</b>		<b>Specific Objectives</b>						
<input checked="" type="radio"/> Decent Housing <input type="radio"/> Suitable Living Environment <input type="radio"/> Economic Opportunity								
<b>Outcome Categories</b>								
<input checked="" type="checkbox"/> Availability/Accessibility <input checked="" type="checkbox"/> Affordability <input checked="" type="checkbox"/> Sustainability								
<b>Project-level Accomplishments</b>	01 People ▼	<b>Proposed</b>	20		<b>Accompl. Type:</b>	▼	<b>Proposed</b>	
		<b>Underway</b>					<b>Underway</b>	
		<b>Complete</b>					<b>Complete</b>	
	<b>Accompl. Type:</b>	▼	<b>Proposed</b>			<b>Accompl. Type:</b>	▼	<b>Proposed</b>
			<b>Underway</b>					<b>Underway</b>
			<b>Complete</b>					<b>Complete</b>
	<b>Accompl. Type:</b>	▼	<b>Proposed</b>			<b>Accompl. Type:</b>	▼	<b>Proposed</b>
			<b>Underway</b>					<b>Underway</b>
			<b>Complete</b>					<b>Complete</b>
	<b>Accompl. Type:</b>	▼	<b>Proposed</b>			<b>Accompl. Type:</b>	▼	<b>Proposed</b>
			<b>Underway</b>					<b>Underway</b>
			<b>Complete</b>					<b>Complete</b>
<b>Proposed Outcome</b>		<b>Performance Measure</b>			<b>Actual Outcome</b>			
Increasing the availability, affordability and sustainability of housing and services to homeless persons.								
Matrix Codes ▼				Matrix Codes ▼				
Matrix Codes ▼				Matrix Codes ▼				
Matrix Codes ▼				Matrix Codes ▼				
<b>Program Year 2</b>	<b>Fund Source:</b>	▼	<b>Proposed Amt.</b>	\$ 9,801.00		<b>Fund Source:</b>	▼	<b>Proposed Amt.</b>
			<b>Actual Amount</b>					<b>Actual Amount</b>
	<b>Fund Source:</b>	▼	<b>Proposed Amt.</b>			<b>Fund Source:</b>	▼	<b>Proposed Amt.</b>
			<b>Actual Amount</b>					<b>Actual Amount</b>
	<b>Accompl. Type:</b>	▼	<b>Proposed Units</b>			<b>Accompl. Type:</b>	▼	<b>Proposed Units</b>
			<b>Actual Units</b>					<b>Actual Units</b>
	<b>Accompl. Type:</b>	▼	<b>Proposed Units</b>			<b>Accompl. Type:</b>	▼	<b>Proposed Units</b>
			<b>Actual Units</b>					<b>Actual Units</b>

**Table 7: CDBG Low- and Moderate-Income Area Benefit Activities By Area and Census Tract Block Group, Fort Bend County, Texas, FY 2011.**

Project/Program	Area/ Place Code	Census Tract/ Block Group	2000 Low/ Moderate Income Population	2000 Total Population	2000 Percent Low/ Moderate Income
#4 Community Center	Arcola 03708	6708.00 (1) 6708.00 (2) 6745.00 (1) 6745.00 (2)	40 131 169 355 <b>695</b>	60 195 302 542 <b>1,099</b>	66.67% 67.18% 55.96% 65.50% <b>63.24%</b>
#5 Lift Station Repair	Kendleton 38848	6758.00 (3) 6758.00 (4)	0 304 <b>304</b>	9 450 <b>459</b>	0.00% 67.60% <b>66.23%</b>
#6 Sanitary Sewer Improvements Phase IV	Needville* 50628	6757.00 (2)	775	1,592	48.68%
#7 North Richmond Sanitary Sewer Improvements, Phase VI	Richmond 61892	6749.00 (4)	845	1,359	62.2.0%
#8 FBC MUD No. 19 Water Line Replacement	Riverwood 99999	6750.00 (1)	358	612	58.50%
#9 North Rosenberg Sanitary Sewer Improvements, Phase IV	Rosenberg 63284	6753.00 (1)	529	856	61.80%
<b>Total Persons</b>			<b>3,506</b>	<b>5,977</b>	<b>58.66%</b>

Note: \* Not eligible according to 2000 Census Data. However, qualifies according to 2003 exception criteria of 46.10%



## 2. Community Development Block Grant (CDBG) Low- and Moderate-Income Limited Clientele Activities

A low- and moderate-income limited clientele activity is an activity that generally provides benefits to a specific group of persons rather than everyone in an area. It may benefit particular persons without regard to the area in which they reside or it may be an activity that provides benefit on an area basis, but only to a specific group of persons who reside in the area. In either case, at least fifty-one (51) percent of the beneficiaries of the activity must be low- and moderate-income persons.

All of the public service activities proposed for FY 2011 CDBG funding are countywide projects that target low-income persons. The FY 2011 CDBG-proposed projects, which qualify on this basis, are listed in the **Table 8**.

**Table 8: CDBG Low- and Moderate-Income Limited Clientele Activities, Fort Bend County, Texas, FY 2011.**

	<b>Sponsoring Organization</b>	<b>Project/ Program</b>	<b>Estimated Number of Beneficiaries</b>
#10	The ARC	Social and Recreation Program	40 Persons
#11	Brazos Bend Guardianship	Guardianship Services	13 Persons
#12	FBC Child Advocates, Inc.	Bilingual Forensic Interviewer/ Children's Services Coordinator	620 Persons
#13	FB Women's Center	Shelter Services	200 Persons
#14	FB Senior Meals on Wheels	Home-Delivered Meals	35 Persons
#15	Literacy Volunteers of FBC, Inc.	Literacy Tutoring	250 Persons
	<b>Total Persons</b>		<b>1,158 Persons</b>

## 3. Community Development Block Grant (CDBG) Low- and Moderate-Income Housing Activities

A low- and moderate-income housing activity is an activity that assists in the acquisition, construction, or improvement of permanent, residential structures. This subcategory provides that for such activities to qualify under the low- and moderate-income benefit national objective, the activity must result in housing that will be occupied by a low- and moderate-income household upon completion. The housing can be either owner- or renter-occupied and can be either one family or multi-unit structures. When the housing is to be rented, in order for a dwelling unit to be considered to benefit a low- and moderate-income household, it must be occupied by the household at affordable rents. The FY 2011 CDBG-proposed projects, which qualify on this basis, are listed in **Table 9** below.

The Fort Bend CORPs project was the only low- and moderate-income housing activity proposed for FY 2011 CDBG funding. This program is countywide and targets low-income households for housing repairs. In addition, the County also funds the administrative costs of the CDBG/HOME Program Housing Rehabilitation Program with FY 2011 CDBG Program funds.

**Table 9: CDBG Low- and Moderate-Income Housing Activities, Fort Bend County, Texas, FY 2011.**

	<b>Sponsoring Organization</b>	<b>Project/ Program</b>	<b>Estimated Number of Beneficiaries</b>
#3	Fort Bend CORPS Countywide	Housing Minor Repair Program (\$5,000 maximum)	36 Housing Units
	<b>Total Housing Units</b>		<b>36 Housing Units</b>

\* Not Applicable-Administration for CDBG and/or HOME Housing Program activities.

#### **b. HOME Program Activities**

Fort Bend County was allocated \$492,073 in FY 2011 HOME Program funds. The County has allocated ten (10) percent for program administration and set-aside the required fifteen (15) percent for Community Housing Development Organizations (CHDOs). Habitat for Humanity was awarded \$72,198 for new housing construction. The remaining funds were allocated to the County's Housing Rehabilitation Program. The County's Housing Rehabilitation Program is countywide and is administered from the Community Development Department office in Rosenberg. **Table 10** lists the allocation of FY 2011 HOME Program activities, amount funded, and the number of households to be served.

**Table 10: HOME Program Housing Activities, Fort Bend County, Texas, FY 2011.**

	<b>Sponsoring Organization</b>	<b>Project/ Program</b>	<b>Amount</b>	<b>Number of Beneficiaries</b>
#17	Fort Bend County	HOME Program Administration	\$49,207	n/a*
#18		CHDO Set Aside	\$73,811	TBD**
#19	Fort Bend County Countywide	Housing Rehabilitation Program,	\$296,857	11 Housing Units
#20	Habitat For Humanity	New Construction Single Family	\$72,198	1 Housing Unit
	<b>Total Housing Units</b>		<b>\$492,073</b>	<b>12 Housing Units</b>

\*Not Applicable-Administration for CDBG and HOME Housing Program staff activities.

\*\* TBD- To Be Determined.



**c. Emergency Shelter Grant (ESG) Program Activities**

Fort Bend County was allocated \$86,509 in FY 2011 Emergency Shelter Grant Program funds. The County has allocated five (5) percent for program administration. The remaining funds were committed to three entities, the Fort Bend County Social Services Department, the FBC Women's Center and the Parks Youth Ranch.

**Table 11: ESG Program Activities, Fort Bend County, Texas, FY 2011.**

	<b>Sponsoring Organization</b>	<b>Project/ Program</b>	<b>Amount</b>	<b>Number of Beneficiaries</b>
#21	Fort Bend County	ESG Program Administration	\$4,325	n/a*
#22	FBC Women's Center	Shelter Operations	\$22,444	100 Persons
#23	FBC Women's Center	Essential Services	\$13,529	100 persons
#24	Parks Youth Ranch	Shelter Operations	\$28,590	15 persons
#25	Parks Youth Ranch	Essential Services	\$7,820	15 persons
#26	FBC Social Services Department	Emergency Rent/Mortgage/ Utility Assistance	\$9,801	5 persons
	<b>Total</b>		<b>\$86,509</b>	<b>235 Persons</b>

The use of Emergency Shelter Grant (ESG) Program funds requires a one-hundred (100) percent match of local or private funds. During the RFP process, each applicant for ESG Program funds must describe how matching funds for their proposed project will be provided. The resources from private and non-federal public sources for ESG program projects totaled \$198,527. (See Table 5, page 2-6.)

**E. Homeless and Other Special Populations**

This section addresses the activities Fort Bend County plans to undertake during the next year to address the emergency shelter, transitional housing needs of homeless individuals and families (including subpopulations), to prevent low-income individuals and families with children (especially those with incomes below thirty (30) percent of median) from becoming homeless, to help homeless persons make the transition to permanent housing and independent living, and to address the special needs of persons who are not homeless identified in accordance with part 91.215(d). **Table 12** lists all the objectives under the County's Continuum of Care. It is important to note that some objectives may address more than one need.

**Table 12: Decent Housing Objective 3: Provide a Continuum of Care To Potential Homeless and Homeless Persons, Fort Bend County, Texas FYs 2010-2015.**

DH 3:	<b>Objective 3: Provide a Continuum of Care to potential homeless and homeless persons.</b>
DH 3.1	Provide for the rehabilitation and/or reconstruction of at least <i>1</i> new homeless shelter.
DH 3.2	Provide rental assistance for <i>5</i> homeless persons. (1 person/housing unit per year.)
DH 3.3	Provide operating funds to <i>2</i> homeless shelters.
DH 3.4	Provide essential or supportive services to at least <i>50</i> homeless persons. (10 persons per year.)
DH 3.5	Assist homeless persons in the transition to permanent housing by providing 1st month's rent and utility deposits to at least <i>5</i> persons. (1 person or housing unit per year.)
DH 3.6	Prevent homelessness by providing emergency rent, mortgage, and utility assistance to at least <i>5</i> persons. (1 person or housing unit per year.)
DH 3.7	Provide <i>5</i> housing units accessible to the special needs population, especially elderly persons and persons with disabilities. (1 housing unit per year.)
DH 3.8	Provide supportive services to <i>20</i> special needs persons. (4 persons per year).
DH 3.9	Rehabilitate <i>10</i> housing units for accessibility purposes especially elderly persons and persons with disabilities. (2 housing units per year.)

Source: Fort Bend County, Texas FYs 2010-2015 Consolidated Plan, Table 3.1 Summary of Decent Housing Objectives, Fort Bend County, FYs 2010-2015. Page 3-32.



**a. Prevention of Homelessness**

In the FYs 2010-2015 Consolidated Plan, the County identified the activities it would pursue to provide a continuum of care to potential homeless and homeless persons in Fort Bend County in Decent Housing Objective 3. The objective that addresses the prevention of homelessness in the County is:

DH 3.6: Prevent homelessness by providing emergency rent, mortgage, and utility assistance to at least *(5) five* persons. (1 person or unit per year)

During FY 2011, Fort Bend County will address DH 3.6 by continuing to provide ESG Program funds to the County's Social Service Department for emergency rent, mortgage, and utility assistance, a homeless prevention activity. The County is allocating \$9,801 in FY 2011 ESG funds to this purpose. In addition, the County will continue to use FEMA Program funds to provide emergency rent and mortgage assistance to individuals and families to prevent homelessness. The County also will use HPRP funds to provide temporary assistance to individuals and families.

**b. Emergency Shelter Needs**

In the FYs 2010-2015 Consolidated Plan, the County identified the activities it would pursue to provide a continuum of care to potential homeless and homeless persons in Fort Bend County in Decent Housing Objective 3. The objectives that address the emergency shelter needs of the residents of the County are:

- DH 3.1: Provide for the rehabilitation and reconstruction of at least *one (1)* homeless shelter.
- DH 3.2: Provide rental assistance for 5 homeless persons (1 person/housing unit per year.)
- DH 3.3: Provide operating funds to *two (2)* homeless shelters.
- DH 3.4: Provide essential or supportive services to at least *fifty (50)* homeless persons. (10 persons per year)
- DH 3.5: Assist homeless persons in the transition to permanent housing by providing 1<sup>st</sup> month's rent and utility deposits to at least 5 persons. (1 person or housing unit per year.)

Objective 3.1 will not be addressed with FY 2011 funds. Objective 3.2 and 3.5 will be addressed through the County's HPRP Program.

Objectives DH 3.3 and 3.4 will be addressed by the FBC Women's Center and Parks Youth Ranch. During FY 2011, Fort Bend County will provide \$35,973 in ESG Program assistance to the FBC Women's Center. The County will provide \$13,529 for essential services and \$22,444 for shelter operating costs. In addition, the County will provide \$29,556 in CDBG Program assistance for shelter operations and services. The County will provide the Parks Youth Ranch with \$36,410 in FY 2011 ESG Program funds. This amount includes \$28,590 for shelter operations and \$7,820 for essential services.

**c. Transitional Housing Needs**

In the FYs 2005-2010 Consolidated Plan, the County identified the activities it would pursue to provide a continuum of care to potential homeless and homeless persons in Fort Bend County in Decent Housing Objective 3. The objectives that address the transitional housing needs of the residents of the County are:

- DH 3.2: Provide rental assistance for *five (5)* homeless persons. (1 person/housing unit per year.)
- DH 3.5: Assist homeless persons in the transition to permanent housing by providing 1<sup>st</sup> month's rent and utility deposits to at least 5 persons. (1 person or housing unit per year.)
- DH 3.7 Provide 5 housing units accessible to the special needs population, especially elderly persons and persons with disabilities. (1 housing unit per year.)
- DH 3.8 Provide supportive services to **20** special needs persons. (4 persons per year).
- DH 3.9 Rehabilitate **10** housing units for accessibility purposes especially elderly persons and persons with disabilities. (2 housing units per year.)

In Fort Bend County, there are no transitional housing facilities. The development of transitional housing is one of the top priorities of the County. Currently, Fort Bend County only has two shelters. The FBC Women's Center does not have the staff or operating funds necessary to undertake such a costly expansion of services at this time. The Parks Youth Ranch began operation in April of 2011. The organization emphasis is on operating their new facility. Further expansion into transitional housing would not be practical for teenagers and minor youth. The greatest impediment to the development of transitional housing in the County is the lack of homeless shelter providers and the capital resources to provide for the purchase, construction and the continued operation of a transitional facility.

During FY 2011, the County will address transitional housing activities through the FY 2008 Homeless Prevention and Rapid Re-Housing (HPRP). This program is administered through the Fort Bend County Social Service Department and the Fort Bend Women's Center. This program provides temporary rental assistance to homeless persons or to persons and families about to become homeless.

**d. Transition to Permanent Housing and Independent Living Needs**

In the FYs 2010-2015 Consolidated Plan, the County identified the activities it would pursue to provide a continuum of care to potential homeless and homeless persons in Fort Bend County in Decent Housing Objective 3. The objectives that address the needs of individuals and families in the transition to permanent housing and independent living are:

- DH 3.5: Assist homeless in the transition to permanent housing by providing 1st month's rent and utility deposits to *five (5)* persons.
- DH 3.7: Provide 5 housing units accessible to the special needs population, especially elderly and persons with disabilities. (1 unit per year)
- DH 3.8: Provide supportive services to 20 special needs persons. (four persons per year)
- DH 3.9: Rehabilitate 10 housing units for accessibility purposes especially for elderly persons and persons with disabilities. (2 housing units per year)



During FY 2011, the County will address the transition to permanent housing through the FY 2008 Homeless Prevention and Rapid Re-Housing (HPRP). This program is administered through the Fort Bend County Social Service Department and the Fort Bend Women's Center. This program provides temporary rental assistance to homeless persons or to persons and families about to become homeless. The HPRP Program will address objectives DH 3.5.

Objectives DH 3.7 will be addressed through the County's Neighborhood Stabilization Program (NSP). The County awarded NSP funds to the ARC and to Texana MHMR to purchase single family homes to be used as group homes for these organization's clients whom are special needs individuals.

Objectives DH 3.7 and 3.9 will be addressed through the Fort Bend County's Housing Rehabilitation Program and the FB CORPS Housing Repair Program. These programs provide repairs and/or rehabilitation assistance to low and moderate income individuals and families that allows them to remain in their homes.

Objective DH 3.8 will be addressed through the FBC Women's Center's Shelter Plus Care Program. This program provides rental assistance and supportive services to the victims of domestic abuse and their children.

**e. Special Needs**

In the FYs 2010-2015 Consolidated Plan, the County identified the activities it would pursue to provide a continuum of care to potential homeless, homeless persons, and persons with special needs in Fort Bend County in Decent Housing Objective 3. The objectives that address the needs of individuals and families with special needs are:

- DH 3.7        Provide 5 housing units accessible to the special needs population, especially elderly and persons with disabilities. (1 unit per year)
- DH 3.8        Provide supportive services to 20 special needs persons. (2 units per year).
- DH 3.9        Rehabilitate 10 units for accessibility purposes for the elderly and disabled. (2 units per year)

There are very few facilities for individuals and families with special needs in Fort Bend County. During FY 2011, Fort Bend County will address DH 3.7 and DH 3.9 through the Fort Bend CORPs Minor Housing Repair Program, the County's Housing Rehabilitation Program, the Shelter Plus Care Program, HPRP and the County's NSP activities for the ARC and Texana MHMR. The County will address goal DH 3.8 by providing FY 2011 CDBG assistance to the Fort Bend Child Advocates for a Forensic Interviewer and Child Service Coordinator. This program provides assistance to abused children one of the County's designated special needs populations and the FB Senior Meals on Wheels that provides meals to elderly and frail elderly persons.

## **F. Needs of Public Housing**

In this section the jurisdiction must describe the manner in which the plan of the jurisdiction will address the needs of public housing during the program year. For example, activities that are coordinated or jointly funded with the public housing agencies must be identified by project and referenced to the Public Housing Agency Plan. If the public housing agency is designated as “troubled” by HUD or otherwise is performing poorly, the jurisdiction shall describe the manner in which it will provide financial or other assistance to improve the operations of the public housing agency to remove such designation.

Fort Bend County does not have a public housing authority. The City of Rosenberg has a public housing authority that provides assistance in the form of rental assistance certificates to the residents of the City of Rosenberg, only. The Rosenberg PHA does not have any public housing.

## **G. Anti-Poverty Strategy**

In this section the jurisdiction must describe the actions it plans to take during the next year to reduce the number of poverty level families (as defined by the Office of Management and Budget and revised annually), taking into consideration factors over which the jurisdiction has control.

Fort Bend County has very little control over the factors that affect the number of poverty level families within its jurisdiction. The County is a rapidly growing community and, as a result, the number of poverty-level families is increasing as the overall population of the County continues to grow.

During FY 2011, the County will encourage existing networks of social service providers to expand their efforts to coordinate referrals and services to address the needs of poverty-level families. In addition, the County will encourage local social service providers to establish and expand case management systems for poverty-level families. The main programmatic action by the County to reduce the number of poverty-level families is the continued funding of the Literacy Council FBC Literacy Tutoring program. This program improves the literacy of adults throughout the County. In addition, the County will continue to emphasize the need to serve individuals and families with incomes below thirty (30) percent of MFI. Unfortunately, the majority of individuals and families in this income category have incomes below the poverty level.

## **H. Lead-Based Paint Hazards**

In this section the jurisdiction must describe the actions it plans to take during the next year to evaluate and reduce the number of housing units containing lead-based paint hazards in order to increase the inventory of lead-safe housing available to extremely low-income, low-income, and moderate-income families.

During FY 2011, the County will continue to comply with HUD’s lead-based paint regulation and keep abreast of the forthcoming changes proposed regarding lead-based paint. The County



will continue to contract with a certified contractor to perform lead assessments on properties built before 1978 that may contain lead-based paint.

The County also will continue to fund a housing minor repair program with CDBG Program funds. Housing repair assistance is limited to \$5,000. The repairs provided by this program are limited to roofs, foundation leveling, carpeting, flooring, and plumbing improvements that do not disturb painted surfaces.

The County also will continue its lead based paint inspections of properties acquired or provided assistance through the HPRP and NSP programs. The County discourages the purchase of homes built before 1978 through the NSP SETHFC Homebuyer Program. In addition, the County will continue to provide educational material regarding lead-based paint hazards and to use HOME and CDBG funds to evaluate and reduce lead-based paint hazards in homes and facilities.

## **I. Other Actions**

In this section the jurisdiction must describe actions it plans to take during the next year to address obstacles to meeting underserved needs, fostering and maintaining affordable housing, removing barriers to affordable housing, developing institutional structure, enhancing coordination between public and private housing, health, and social service agencies, and fostering public housing improvements and resident initiatives. These actions are described separately below.

### **a. Actions to remove obstacles to meeting underserved needs**

There is still little information regarding the underserved needs of Fort Bend County residents. During FY 2011, the County will continue to gather information and data on the needs of the ever increasing number of Fort Bend County residents, especially the underserved. The County also will explore additional program funding opportunities and continue to work closely with local social service providers in maximizing the available services especially the Coalition for the Homeless. The County also will continue to develop the capacity of non-profit organizations to meet the underserved needs of Fort Bend County residents. The County will continue to encourage the development of new non-profits including Community Housing Development Organizations (CHDOs) and encourage non-profits from the City of Houston and/or Harris County to provide assistance to Fort Bend County residents.

Both the CDBG and ESG regulations require that program funds spent on public services and essential services be restricted to new services or quantifiable increases in services above the levels previously funded. During the County's evaluation process, funds are not awarded to public service and essential service activities if they do not increase the level of service or maintain the level of service previously funded with federal funds for County residents.

### **b. Actions to foster and maintain affordable housing**

Texas counties do not have any land-use powers, as a result, Fort Bend County is limited to educating the public about the need to foster and maintain affordable housing. The County will

encourage local governments, social service providers, neighborhood groups, and developers interested in affordable housing to work together. The County will continue to provide these groups with technical assistance in the preparation of proposals and applications for HOME Program funds and other sources of housing funds.

One of the overall goals of the community planning and development programs covered by the consolidated plan is to develop viable communities by providing decent housing. The County's priority under this goal is increasing the supply of affordable housing to extremely low-income, low-income, and moderate-income households. The first objective under this priority is to provide assistance to increase the availability of standard quality housing to extremely low-income, low-income, and moderate-income families. Accordingly, the County's five-year objectives include providing downpayment and closing costs assistance, rental assistance, and the construction of new housing units for special needs populations, and assisting neighborhood groups to become CHDOs. The second objective under this priority is to provide housing rehabilitation to owner-occupied and renter-occupied households. The County's five-year objectives include providing owner-occupied rehabilitation grants, owner-occupied housing rehabilitation deferred loan payments, and rental rehabilitation assistance.

During FY 2011, Fort Bend County will continue to fund existing programs to foster and maintain affordable housing, including the County's Housing Rehabilitation Program and the Fort Bend CORPS Housing Minor Repair Program. The County also is continuing the Southeast Texas Housing Finance Corporation's (SETHFC) Inc. homebuyer program with FY 2008 NSP funds.

In addition, the County will continue to encourage and assist neighborhood groups interested in becoming designated as a CHDO for the purpose of the HOME Program. During FY 2011, the County will continue to work to develop a community-wide CHDO.

**c. Actions to remove barriers to affordable housing**

In its FY 2010-2015 Consolidated Plan, the County identified the major barrier to the development of affordable housing as the high cost of developable land with adequate water and sanitary sewer services. The County will encourage local communities with existing water and sanitary sewer services to actively participate in affordable housing programs.

The County also will provide information from the Texas Commission on Human Rights to residents. This commission is responsible for enforcing Fair Housing provisions in the State of Texas.

The County's Fair Housing Plan identified barriers and other issues related to the development of affordable housing. The major objectives recommended as a result of this process included:

- Analyze and eliminate housing discrimination in Fort Bend County
- Promote fair housing choice for all persons in Fort Bend County
- Provide opportunities for racially and ethnically inclusive patterns of housing occupancy



- Promote housing that is physically accessible to and usable by all persons, particularly persons with disabilities
- Foster compliance with the nondiscrimination provision of the Fair Housing Act.

The County is in the process of addressing these issues, even though the County has very limited authority over each of these issues. The County also will be revising its Fair Housing Plan to comply with the State of Texas analysis of impediment as required by the CDBG Ike Disaster Program funds.

**d. Actions to develop institutional structure**

The County will continue to work with other County departments, local governments, non-profit and for-profit organizations, neighborhood groups, and interested individuals to develop the capacity of each of these groups to apply for, operate, and maintain programs and projects. The staff of the Community Development Department will increase its outreach activities with these groups. In addition, the Community Development staff will increase the amount of technical assistance available to neighborhood groups wanting to qualify as community development corporations (CDCs) and community housing development corporations (CHDOs) for the HOME Program. The County continues to work to develop a community-wide CHDO that will access the County's CHDO set-aside. Several organizations have expressed interest in the CHDO set-aside, but no applications for a CHDO designation have been received at the time of this report.

Currently, local governments and non-profit organizations are struggling with the down turn in the national economy and increases in the price of utilities and gasoline. Large social service agencies and providers are continuing to experience funding shortages due to reduced private and corporate donations and federal government funding. As a result, these organizations have reduced staff, eliminated programs, and reduced their funding of smaller programs and activities. Currently, there is a lack of financial resources available to fund the development of institutional structure of non-profit organizations. Furthermore, resources will continue to decrease in the near future, diminishing the ability of non-profits to maintain current levels of institutional structure, much less increase or expand their institutional structure.

Local Texas governments are experiencing financial problems and, as a result, are reducing staff, and eliminating services. In addition, local governments are under increasing public pressure to reduce taxes. As a result, local governments are reducing services and having difficulty in maintaining current levels of institutional structure.

**e. Actions to enhance coordination between public and private housing, health, and social service agencies**

The staff of the Fort Bend County Community Development Department will continue to work with other County departments, local governments, non-profits, neighborhood groups, and interested individuals to improve communication and coordination among groups. The department also maintains a mailing list of individuals and organizations interested in various housing and community development issues. The department will continue to provide

information to interested individuals and organizations, and to work with groups with similar interests in the development of projects.

The Community Development Department staff participates in the Fort Bend Alliance, a network of service organizations that meet to share information and resources that benefit the citizens of Fort Bend County. The alliance is a network of educational, religious, governmental law enforcement, and human service organizations throughout the County. The Community Development Department Director continues to serve as an ex-officio member of the Board of Directors of the Fort Bend County Housing Finance Corporation. The Community Development Department Director also serves on the Houston Area Emergency Shelter and Food Program (ESFP) Coordinating Board.

As stated previously, the County is continuing to work to develop a countywide CHDO that will access the County's CHDO set-aside.

**f. Actions to foster public housing improvements and resident initiatives**

This section is not applicable. There is no public housing in Fort Bend County.

**J. Monitoring**

Fort Bend County's monitoring process is viewed as a tool for avoiding problems and improving performance. It emphasizes positive feedback to subrecipients about what they have done well, in addition to pointing out areas for improvement. Built into the process are opportunities for dialogue with subrecipients to develop a better appreciation of their perspectives and to identify and resolve points of miscommunication or misunderstanding. Fort Bend County's Monitoring Strategy is included as **Appendix C**.

**K. Performance Monitoring**

Subrecipients will assist the County in measuring program impact to determine the extent to which the eligible activities yield the desired outcome in the community or in the lives of persons assisted. Subrecipients will assist the County in selecting indicators that relate to the local goals established in the County's Consolidated Plan.

Fort Bend County will monitor the performance of subrecipients against goals and performance standards stated in the subrecipient's contract. Substandard performance as determined by the County will constitute non-compliance with the subrecipient's contract. If action to correct such substandard performance is not taken by the subrecipient within a reasonable period of time after being notified by the County, agreement suspension or termination procedures will be initiated.

**L. Specific CDBG Program Submission Requirements**

In this section the jurisdiction must describe sources of funds in addition to the annual CDBG grant, such as program income and float-funded activities. In addition, locations of projects must be provided in sufficient detail to allow citizens to determine the degree to which they may be



affected. Issues such as contingency funds and urgent need activity also should be described in this section. The County does not expect to displace or relocate any persons, housing units, or businesses as part of its FY 2011 CDBG Program activities.

**a. CDBG Program Activities Planned During Program Year**

This section describes the activities planned with respect to all CDBG funds expected to be available during the program year (including program income that will have been received before the start of the next program year, except that an amount generally not to exceed ten (10) percent of such total available CDBG funds may be excluded from the funds for which eligible activities are described if it has been identified for the contingency of cost). Table 13 lists the projected use of CDBG Program funds for FY 2011. Fort Bend County estimates that one hundred (100) percent of FY 2011 CDBG Program funds will be used for activities that benefit persons of low- and moderate-income.

**b. CDBG Program Income**

Fort Bend County does not anticipate any program income for CDBG-funded activities in FY 2011.

**c. CDBG Program Float-Funded Activities**

Fort Bend County does not anticipate that any CDBG funds will be used for float-funded activities during FY 2011.

**d. CDBG Program Locations**

The locations for each FY 2011 CDBG Program activity are listed in Table 13 on page 2-49. In addition, the locations for the area benefit activities are listed in Table 7 on page 2-35. The project locations and/or addresses also are listed in the proposed projects table where applicable. (See pages 2-9 to 2-24.)

**e. CDBG Program Contingency**

Fort Bend County has allocated \$26,962 in FY 2011 CDBG Program funds for project contingency since the County did not know its CDBG allocation amount until just before the publication of the thirty date public notice. This activity is listed as project #16 in the proposed project table.

**f. CDBG Program Urgent Needs**

Fort Bend County does not expect to qualify an urgent need activity during FY 2011.

**Table 13: Community Development Block Grant Program, Projected Use of Funds, Fort Bend County, Texas, FY 2011.**

<b>Location/Area</b>	<b>Description</b>	<b>Amount Recommended</b>
<b><u>Public Facilities and Improvements:</u></b>		
Arcola	#4 Community Center	\$100,000
Kendleton	#5 Lift Station Repairs	\$100,000
Needville	#6 Sanitary Sewer Improvements, Phase IV	\$176,790
Richmond	#7 North Richmond Sanitary Sewer Improvements, Phase III	\$222,000
Riverwood	#8 MUD No. 19 Riverwood Water Line Replacement	\$100,000
Rosenberg	#9 Northside Sanitary Sewer Improvements, Phase VI	\$221,430
<b>Public Facilities and Improvements Subtotal:</b>		<b>\$920,220</b>
<b><u>Public Services:</u></b>		
Countywide	#10 ARC Social and Recreational Programs	\$27,667
Countywide	#11 Brazos Bend Guardianship Services	\$25,000
Countywide	#12 FBC Child Advocates, Inc. Forensic Interviewer/Children's Services Coord.	\$28,408
Countywide	#13 FBC Women's Center Shelter Services	\$29,556
Countywide	#14 FB Senior Citizens, Inc. Meals on Wheels	\$38,034
Countywide	#15 Literacy Volunteers of FBC, Inc. Literacy Tutoring	\$35,000
<b>Public Services Subtotal:</b>		<b>\$183,665</b>
<b><u>Housing:</u></b>		
	#2 CDBG/HOME Program Housing Rehabilitation Administration	\$95,000
Countywide	#3 CDBG Fort Bend CORPs Housing Repair Program	\$228,750
<b>Housing Subtotal:</b>		<b>\$323,750</b>
<b><u>Planning and Administration:</u></b>		
	#1 CDBG Program Administration and Planning	\$363,000
<b>Administration Subtotal:</b>		<b>\$363,000</b>
<b><u>Unprogrammed:</u></b>		
Countywide	#16 Unprogrammed Funds-CDBG Contingency	\$26,962
<b>Unprogrammed Subtotal:</b>		<b>\$26,962</b>
<b>TOTAL</b>		<b>\$1,817,597</b>

## M. Specific HOME Program Submission Requirements

In this section, the HOME Program participating jurisdiction (PJ), Fort Bend County, must describe or discuss resale provisions, HOME tenant-based rental assistance, other forms of investment, affirmative marketing, minority/women's business outreach, and refinancing of existing debt.

### a. HOME Program Activities Planned During Program Year

Fort Bend County was allocated \$492,073 in FY 2011 HOME Program funds. The County has allocated ten (10) percent for program administration and set-aside the required fifteen (15) percent for Community Housing Development Organizations (CHDOs). The remaining funds were allocated to Habitat For Humanity and the County's Housing Rehabilitation Program. Habitat will construct one home. The County's Housing Rehabilitation Program is countywide and is administered from the Community Development Department office in Rosenberg. **Table 14** lists the allocation of FY 2011 HOME Program activities, amount funded, and the number of households to be served.

**Table 14: HOME Investment Partnerships Program, Estimated Use of Funds, Fort Bend County, Texas, FY 2011.**

	<b>Sponsoring Organization</b>	<b>Project/Program</b>	<b>Amount</b>	<b>Number of Beneficiaries</b>
#17	Fort Bend County	HOME Program Administration	\$49,207	n/a*
#18		CHDO Set Aside	\$73,811	TBD**
#19	Fort Bend County Countywide	Housing Rehabilitation Program	\$296,857	11 Housing Units
#20	Habitat For Humanity	New Construction	\$72,198	1 Housing Unit
	<b>Total</b>		<b>\$492,857</b>	<b>12 Housing Units</b>

\*Not Applicable-Administration for CDBG and HOME Housing Program staff activities.

\*\* TBD- To Be Determined.

### b. HOME Program Resale Provisions

In this section, the participating jurisdiction (PJ) must describe if it intends to use HOME Program funds for first-time homebuyers, the guidelines for resale as required in 24 CFR 92.254(a)(4).

Fort Bend County uses the HOME Program resale provisions for all housing awarded HOME Program funds.

The County's HOME Program resale provisions are included as **Appendix D**.



**c. HOME Program Tenant-Based Rental Assistance (TBRA)**

In this section, the participating jurisdiction (PJ) must state if it intends to use HOME Program funds for tenant-based rental assistance (TBRA). If the PJ intends to use HOME Program funds for TBRA, the PJ must describe how the program will be administered consistent with the minimum guidelines in 24 CFR 92.209. The HOME Program regulations state that a pj may use HOME funds for tenant-based rental assistance only if the PJ makes the certification about inclusion of this type of assistance in its consolidated plan in accordance with 24 CFR 91.225(d)(1), 91.325(d)(1), or 91.425(a)(2)(I), and specific local market conditions that lead to the choice of this option.

In the County's five-year Consolidated Plan, the County described the local market conditions that resulted in a high priority for the use of HOME Program funds for tenant-based rental assistance (TBRA). The County assigned a high priority to the 0 to 30 and the 31 to 50 percent of MFI renter categories. It was noted that there is not a public housing authority that provides rental assistance to the residents of Fort Bend County. Only the City of Rosenberg has a public housing authority that provides rental assistance to residents within that city. Thus, there is great need for assistance to provide affordable housing to the lower income category renters in other parts of Fort Bend County's service area. The need for rental assistance was stated as the County's Decent Housing Objective DH 1.2, provide rental assistance to 10 extremely low-income, low-income, and moderate-income renter-occupied households. (2 housing units per year.) The County also has completed and signed the HOME Program certification regarding tenant-based rental assistance (TBRA). During FY 2011, the County does not anticipate it will carry out any TBRA activities with HOME Program funds.

**d. HOME Program Other Forms of Investment**

In this section, the participating jurisdiction must state if it intends to use other forms of investment not described in 24 CFR 92.205(b) and must provide a description of the other forms. Section 92.205(b) describes HOME funds used as equity investments, interest-bearing or noninterest-bearing loans or advances, interest subsidies consistent with the purposes of the HOME Program, and deferred payment loans or grants. Since both the statute and the regulation at 92.502(c)(2) require HOME funds to be invested in affordable housing within 15 days of being drawn down, forms of investment such as loan guarantees and compensating balances are not direct investments and are generally not acceptable forms of investment. Applications identifying other forms of investment, not described in Section 92.205(b), must be handled on a case-by-case basis by the HUD field office. Fort Bend County does not intend to use HOME Program funds for other forms of investment not described in 24 CFR 92.205(b) during FY 2011.

**e. HOME Program Affirmative Marketing**

In this section, the participating jurisdiction must make a statement of policy and procedures to be followed to meet the requirements for affirmative marketing according to 24 CFR 351. In addition, the participating jurisdiction must adopt affirmative marketing procedures and requirements for HOME-assisted housing containing five (5) or more housing units. Affirmative

marketing steps consist of actions to provide information and otherwise attract eligible persons from all racial, ethnic, and gender groups in the housing market to the available housing. The affirmative marketing requirements and procedures adopted by the PJ must include each of the areas listed in 24 CFR 92.351(b). The County's affirmative marketing strategy is included as **Appendix E**.

**f. HOME Program Minority/Women's Business Outreach**

In this section, the participating jurisdiction must make a statement of policy and procedures to be followed to meet the requirements for establishing and overseeing a minority and women business outreach program under 24 CFR 92.350. The County's policy and procedures are included as **Appendix F**.

**g. HOME Program Refinancing**

Generally, Fort Bend County will allow the refinancing of properties purchased through the County's downpayment and closing costs assistance programs if the homebuyer does not receive any cash, as a result. Currently, refinancing is not an issue with the County's housing moderate rehabilitation program. The moderate rehabilitation of homes is limited to projects costing less than \$40,000. Most of the homes rehabilitated through this program are older and are not mortgaged. Unfortunately, most of these homes are in such disrepair that the amount of work required to bring these homes up to building code almost always approaches the rehabilitation program's per home limit. As a result, there is very little of the \$40,000 deferred loan amount remaining to allow refinancing of any existing mortgages or home repair loans. It is highly unlikely that the County will increase the maximum amount of the deferred loan program in the near future to allow the refinancing of properties.

**N. Specific ESG Program Submission Requirements**

In this section, the jurisdiction must describe the process and criteria for awarding its grant funds, along with the source and amount of matching funds. Fort Bend County was allocated \$86,509 in Emergency Shelter Grant Program Funds for FY 2011. The County issued its FY 2011 RFP's in January of 2011. An RFP for the ESG Program was mailed to local social service and homeless services providers. A public meeting, information session or proposer's conference to inform the public of anticipated funding levels, to measure community needs, and to answer questions from interested organizations and local governments regarding the County's FY 2011 Request For Proposals (RFPs) was held on Wednesday, February 23, 2011. The deadline for the submission of RFPs was 3:00 p.m. on Friday, March 18, 2011. The County received three ESGP proposals from organizations, the Fort Bend County Women's Center, the Fort Bend County Social Services Department and the Parks Youth Ranch. The FBC Women's Center, the FBC Social Services Department and the Parks Youth Ranch were awarded FY 2011 ESG Program funds.

## **O. Specific HOPWA Program Submission Requirements**

Fort Bend County is part of the Houston Eligible Metropolitan Area (EMA) for the Housing Opportunities For Persons With AIDS (HOPWA) Program. The largest jurisdiction within the EMA administers the HOPWA program funds for the entire jurisdiction. Thus, the City of Houston administers the HOPWA funds for the Fort Bend County area. This section is not applicable to Fort Bend County.

## **P. National Goals**

Fort Bend County has a role in helping to achieve two national goals--that of ending chronic homelessness by 2012 and expanding minority homeownership. During FY 2011, Fort Bend County will address both these goals.

### **a. Ending Chronic Homelessness By 2012**

During FY 2011, Fort Bend County will address the goal of ending chronic homelessness by providing program assistance to the only two homeless shelters in the County's service area. The County will allocate both CDBG and ESG Program funds to the FB Women's Center for shelter operations and services and ESGP funds to the Parks Youth Ranch.

In addition, the County will provide ESG Program funds for emergency mortgage, rent, and utility assistance to the County's Social Services Department to prevent homelessness by providing emergency mortgage, rent and/or utility assistance.

### **b. Expanding Minority Homeownership**

During FY 2011, Fort Bend County will address the goal of expanding minority homeownership by providing continued assistance to the County's homebuyer program administered by the SETHFC. Fort Bend County allocated FY 2008 NSP funds for administration for downpayment and closing costs assistance. This program will continue during FY 2011.



## **PART III: CERTIFICATIONS**

## CERTIFICATIONS

In accordance with the applicable statutes and the regulations governing the consolidated plan regulations, the jurisdiction certifies that:

**Affirmatively Further Fair Housing** -- The jurisdiction will affirmatively further fair housing, which means it will conduct an analysis of impediments to fair housing choice within the jurisdiction, take appropriate actions to overcome the effects of any impediments identified through that analysis, and maintain records reflecting that analysis and actions in this regard.

**Anti-displacement and Relocation Plan** -- It will comply with the acquisition and relocation requirements of the Uniform Relocation Assistance and Real Property Acquisition Policies Act of 1970, as amended, and implementing regulations at 49 CFR 24; and it has in effect and is following a residential antidisplacement and relocation assistance plan required under section 104(d) of the Housing and Community Development Act of 1974, as amended, in connection with any activity assisted with funding under the CDBG or HOME programs.

**Drug Free Workplace** -- It will or will continue to provide a drug-free workplace by:

1. Publishing a statement notifying employees that the unlawful manufacture, distribution, dispensing, possession, or use of a controlled substance is prohibited in the grantee's workplace and specifying the actions that will be taken against employees for violation of such prohibition;
2. Establishing an ongoing drug-free awareness program to inform employees about -
  - (a) The dangers of drug abuse in the workplace;
  - (b) The grantee's policy of maintaining a drug-free workplace;
  - (c) Any available drug counseling, rehabilitation, and employee assistance programs; and
  - (d) The penalties that may be imposed upon employees for drug abuse violations occurring in the workplace;
3. Making it a requirement that each employee to be engaged in the performance of the grant be given a copy of the statement required by paragraph 1;
4. Notifying the employee in the statement required by paragraph 1 that, as a condition of employment under the grant, the employee will -
  - (a) Abide by the terms of the statement; and
  - (b) Notify the employer in writing of his or her conviction for a violation of a criminal drug statute occurring in the workplace no later than five calendar days after such conviction;

5. Notifying the agency in writing, within ten calendar days after receiving notice under subparagraph 4(b) from an employee or otherwise receiving actual notice of such conviction. Employers of convicted employees must provide notice, including position title, to every grant officer or other designee on whose grant activity the convicted employee was working, unless the Federal agency has designated a central point for the receipt of such notices. Notice shall include the identification number(s) of each affected grant;
6. Taking one of the following actions, within 30 calendar days of receiving notice under subparagraph 4(b), with respect to any employee who is so convicted -
  - (a) Taking appropriate personnel action against such an employee, up to and including termination, consistent with the requirements of the Rehabilitation Act of 1973, as amended; or
  - (b) Requiring such employee to participate satisfactorily in a drug abuse assistance or rehabilitation program approved for such purposes by a Federal, State, or local health, law enforcement, or other appropriate agency;
7. Making a good faith effort to continue to maintain a drug-free workplace through implementation of paragraphs 1, 2, 3, 4, 5 and 6.

**Anti-Lobbying** -- To the best of the jurisdiction's knowledge and belief:


1. No Federal appropriated funds have been paid or will be paid, by or on behalf of it, to any person for influencing or attempting to influence an officer or employee of any agency, a Member of Congress, an officer or employee of Congress, or an employee of a Member of Congress in connection with the awarding of any Federal contract, the making of any Federal grant, the making of any Federal loan, the entering into of any cooperative agreement, and the extension, continuation, renewal, amendment, or modification of any Federal contract, grant, loan, or cooperative agreement;
2. If any funds other than Federal appropriated funds have been paid or will be paid to any person for influencing or attempting to influence an officer or employee of any agency, a Member of Congress, an officer or employee of Congress, or an employee of a Member of Congress in connection with this Federal contract, grant, loan, or cooperative agreement, it will complete and submit Standard Form-LLL, "Disclosure Form to Report Lobbying," in accordance with its instructions; and
3. It will require that the language of paragraph 1 and 2 of this anti-lobbying certification be included in the award documents for all subawards at all tiers (including subcontracts, subgrants, and contracts under grants, loans, and cooperative agreements) and that all subrecipients shall certify and disclose accordingly.



**Authority of Jurisdiction** -- The consolidated plan is authorized under State and local law (as applicable) and the jurisdiction possesses the legal authority to carry out the programs for which it is seeking funding, in accordance with applicable HUD regulations.

**Consistency with plan** -- The housing activities to be undertaken with CDBG, HOME, ESG, and HOPWA funds are consistent with the strategic plan.

**Section 3** -- It will comply with section 3 of the Housing and Urban Development Act of 1968, and implementing regulations at 24 CFR Part 135.

  
\_\_\_\_\_  
Signature/Authorized Official

July 5, 2011  
\_\_\_\_\_  
Date

Robert E. Hebert, Fort Bend County Judge  
\_\_\_\_\_  
Title

### Specific CDBG Certifications

The Entitlement Community certifies that:

**Citizen Participation** -- It is in full compliance and following a detailed citizen participation plan that satisfies the requirements of 24 CFR 91.105.

**Community Development Plan** -- Its consolidated housing and community development plan identifies community development and housing needs and specifies both short-term and long-term community development objectives that provide decent housing, expand economic opportunities primarily for persons of low and moderate income. (See CFR 24 570.2 and CFR 24 part 570)

**Following a Plan** -- It is following a current consolidated plan (or Comprehensive Housing Affordability Strategy) that has been approved by HUD.

**Use of Funds** -- It has complied with the following criteria:

1. **Maximum Feasible Priority.** With respect to activities expected to be assisted with CDBG funds, it certifies that it has developed its Action Plan so as to give maximum feasible priority to activities which benefit low and moderate income families or aid in the prevention or elimination of slums or blight. The Action Plan may also include activities which the grantee certifies are designed to meet other community development needs having a particular urgency because existing conditions pose a serious and immediate threat to the health or welfare of the community, and other financial resources are not available);
2. **Overall Benefit.** The aggregate use of CDBG funds including section 108 guaranteed loans during program year(s) 2011, (a period specified by the grantee consisting of one, two, or three specific consecutive program years), shall principally benefit persons of low and moderate income in a manner that ensures that at least 70 percent of the amount is expended for activities that benefit such persons during the designated period;
3. **Special Assessments.** It will not attempt to recover any capital costs of public improvements assisted with CDBG funds including Section 108 loan guaranteed funds by assessing any amount against properties owned and occupied by persons of low and moderate income, including any fee charged or assessment made as a condition of obtaining access to such public improvements.

However, if CDBG funds are used to pay the proportion of a fee or assessment that relates to the capital costs of public improvements (assisted in part with CDBG funds) financed from other revenue sources, an assessment or charge may be made against the property with respect to the public improvements financed by a source other than CDBG funds.

The jurisdiction will not attempt to recover any capital costs of public improvements assisted with CDBG funds, including Section 108, unless CDBG funds are used to pay the proportion of fee or assessment attributable to the capital costs of public improvements financed from other revenue sources. In this case, an assessment or charge may be made against the property with respect to the public improvements financed by a source other than CDBG funds. Also, in the case of properties owned and occupied by moderate-income (not low-income) families, an assessment or charge may be made against the property for public improvements financed by a source other than CDBG funds if the jurisdiction certifies that it lacks CDBG funds to cover the assessment.


**Excessive Force** -- It has adopted and is enforcing:

1. A policy prohibiting the use of excessive force by law enforcement agencies within its jurisdiction against any individuals engaged in non-violent civil rights demonstrations; and
2. A policy of enforcing applicable State and local laws against physically barring entrance to or exit from a facility or location which is the subject of such non-violent civil rights demonstrations within its jurisdiction;

**Compliance With Anti-discrimination laws** -- The grant will be conducted and administered in conformity with title VI of the Civil Rights Act of 1964 (42 USC 2000d), the Fair Housing Act (42 USC 3601-3619), and implementing regulations.

**Lead-Based Paint** -- Its activities concerning lead-based paint will comply with the requirements of 24 CFR Part 35, subparts A, B, J, K and R;

**Compliance with Laws** -- It will comply with applicable laws.

  
\_\_\_\_\_  
Signature/Authorized Official

July 5, 2011  
\_\_\_\_\_  
Date

Robert E. Hebert, Fort Bend County Judge  
\_\_\_\_\_  
Title



### Specific HOME Certifications


The HOME participating jurisdiction certifies that:

**Tenant Based Rental Assistance** -- If the participating jurisdiction intends to provide tenant-based rental assistance:

The use of HOME funds for tenant-based rental assistance is an essential element of the participating jurisdiction's consolidated plan for expanding the supply, affordability, and availability of decent, safe, sanitary, and affordable housing.

**Eligible Activities and Costs** -- it is using and will use HOME funds for eligible activities and costs, as described in 24 CFR § 92.205 through 92.209 and that it is not using and will not use HOME funds for prohibited activities, as described in § 92.214.

**Appropriate Financial Assistance** -- before committing any funds to a project, it will evaluate the project in accordance with the guidelines that it adopts for this purpose and will not invest any more HOME funds in combination with other Federal assistance than is necessary to provide affordable housing;

  
\_\_\_\_\_  
Signature/Authorized Official

July 5, 2011  
\_\_\_\_\_  
Date

Robert E. Hebert, Fort Bend County Judge  
\_\_\_\_\_  
Title

## ESG Certifications

The Emergency Shelter Grantee certifies that:

**Major rehabilitation/conversion** -- It will maintain any building for which assistance is used under the ESG program as a shelter for homeless individuals and families for at least 10 years. If the jurisdiction plans to use funds for purposes less than tenant-based rental assistance, the applicant will maintain any building for which assistance is used under the ESG program as a shelter for homeless individuals and families for at least 3 years.

**Essential Services** -- It will provide services or shelter to homeless individuals and families for the period during which the ESG assistance is provided, without regard to a particular site or structure as long as the same general population is served.

**Renovation** -- Any renovation carried out with ESG assistance shall be sufficient to ensure that the building involved is safe and sanitary.

**Supportive Services** -- It will assist homeless individuals in obtaining appropriate supportive services, including permanent housing, medical and mental health treatment, counseling, supervision, and other services essential for achieving independent living, and other Federal, State, local, and private assistance.


**Matching Funds** -- It will obtain matching amounts required under §576.71 of this title.

**Confidentiality** -- It will develop and implement procedures to ensure the confidentiality of records pertaining to any individual provided family violence prevention or treatment services under any project assisted under the ESG program, including protection against the release of the address or location of any family violence shelter project except with the written authorization of the person responsible for the operation of that shelter.

**Homeless Persons Involvement** -- To the maximum extent practicable, it will involve, through employment, volunteer services, or otherwise, homeless individuals and families in constructing, renovating, maintaining, operating facilities, and providing services assisted through this program.

**Consolidated Plan** -- It is following a current HUD-approved Consolidated Plan or CHAS.

**Discharge Policy Certification** -- It has developed and implemented, to the maximum extent practicable and where appropriate, policies and protocols for the discharge of persons from publicly funded institutions or systems of care (such as health care facilities, foster care or other youth facilities, or correction programs and institutions) in order to prevent such discharge from immediately resulting in homelessness for such persons.

  
\_\_\_\_\_  
Signature/Authorized Official

July 5, 2011  
\_\_\_\_\_  
Date

Robert E. Hebert, Fort Bend County Judge  
\_\_\_\_\_  
Title



## APPENDIX TO CERTIFICATIONS

### INSTRUCTIONS CONCERNING LOBBYING AND DRUG-FREE WORKPLACE REQUIREMENTS:

#### A. Lobbying Certification

This certification is a material representation of fact upon which reliance was placed when this transaction was made or entered into. Submission of this certification is a prerequisite for making or entering into this transaction imposed by section 1352, title 31, U.S. Code. Any person who fails to file the required certification shall be subject to a civil penalty of not less than \$10,000 and not more than \$100,000 for each such failure.

#### B. Drug-Free Workplace Certification

1. By signing and/or submitting this application or grant agreement, the grantee is providing the certification.
2. The certification is a material representation of fact upon which reliance is placed when the agency awards the grant. If it is later determined that the grantee knowingly rendered a false certification, or otherwise violates the requirements of the Drug-Free Workplace Act, HUD, in addition to any other remedies available to the Federal Government, may take action authorized under the Drug-Free Workplace Act.
3. Workplaces under grants, for grantees other than individuals, need not be identified on the certification. If known, they may be identified in the grant application. If the grantee does not identify the workplaces at the time of application, or upon award, if there is no application, the grantee must keep the identity of the workplace(s) on file in its office and make the information available for Federal inspection. Failure to identify all known workplaces constitutes a violation of the grantee's drug-free workplace requirements.
4. Workplace identifications must include the actual address of buildings (or parts of buildings) or other sites where work under the grant takes place. Categorical descriptions may be used (e.g., all vehicles of a mass transit authority or State highway department while in operation, State employees in each local unemployment office, performers in concert halls or radio stations).
5. If the workplace identified to the agency changes during the performance of the grant, the grantee shall inform the agency of the change(s), if it previously identified the workplaces in question (see paragraph three).
6. The grantee may insert in the space provided below the site(s) for the performance of work done in connection with the specific grant:

Place of Performance (Street address, city, county, state, zip code)

Fort Bend County

4520 Reading Road, Suite A

Rosenberg, Texas 77471

Check if there are workplaces on file that are not identified here.

The certification with regard to the drug-free workplace is required by 24 CFR part 24, subpart F.

7. Definitions of terms in the Nonprocurement Suspension and Debarment common rule and Drug-Free Workplace common rule apply to this certification. Grantees' attention is called, in particular, to the following definitions from these rules:

"Controlled substance" means a controlled substance in Schedules I through V of the Controlled Substances Act (21 U.S.C. 812) and as further defined by regulation (21 CFR 1308.11 through 1308.15);

"Conviction" means a finding of guilt (including a plea of nolo contendere) or imposition of sentence, or both, by any judicial body charged with the responsibility to determine violations of the Federal or State criminal drug statutes;

"Criminal drug statute" means a Federal or non-Federal criminal statute involving the manufacture, distribution, dispensing, use, or possession of any controlled substance;

"Employee" means the employee of a grantee directly engaged in the performance of work under a grant, including: (i) All "direct charge" employees; (ii) all "indirect charge" employees unless their impact or involvement is insignificant to the performance of the grant; and (iii) temporary personnel and consultants who are directly engaged in the performance of work under the grant and who are on the grantee's payroll. This definition does not include workers not on the payroll of the grantee (e.g., volunteers, even if used to meet a matching requirement; consultants or independent contractors not on the grantee's payroll; or employees of subrecipients or subcontractors in covered workplaces).

**APPENDIX A  
SUMMARY OF CITIZEN COMMENTS**

During the thirty day comment period no comments were received by the Fort Bend County Community Development Department.



**FORT BEND COUNTY  
COMMUNITY DEVELOPMENT DEPARTMENT  
FY 2011 CONSOLIDATED ANNUAL PLAN  
NOTICE OF PUBLIC MEETING**

To build and strengthen new partnerships with State and local governments and the private sector, the U.S. Department of Housing and Urban Development (HUD) requires a single consolidated submission for the planning and application aspects of the Community Development Block Grant (CDBG), Emergency Shelter Grant (ESG), HOME Investment Partnerships (HOME), and Housing Opportunities for Persons With AIDS (HOPWA) Programs. Fort Bend County is in the process of developing its FY 2011 Consolidated Annual Plan.

A public meeting will be held on Wednesday, February 23, 2011, 10:00 a.m., at the Fort Bend County Rosenberg Annex, 4520 Reading Road, Rosenberg, Texas to receive comments from the public regarding the housing and community development needs of low- and moderate-income persons such as homeless individuals and families; persons with special needs (the elderly, frail elderly, severely mentally ill, developmentally disabled, physically disabled, persons with alcohol/other drug addictions, and persons with HIV/AIDS); the housing needs of renters and owners; community needs such as anti-crime, economic development, infrastructure, planning and administration, public facilities, public services, senior programs, youth programs; and other nonhousing community development needs. The public is encouraged to attend and to submit comments to Marilyn Kindell, Community Development Director, 4520 Reading Road, Suite A, Rosenberg, Texas 77471. Comments will be incorporated into the draft FY 2011 Consolidated Annual Plan, as appropriate. Persons with vision or hearing impairments or other individuals with disabilities requiring auxiliary aids and services may contact the department at (281) 341-4410 regarding reasonable accommodations for the meeting.

The Fort Bend County CDBG, HOME, and ESG Programs Request for Proposals (RFPs) will be available on Monday, February 14, 2011. An information session for applicants will be held on Wednesday, February 23, 2011, 10:00 a.m. at Fort Bend County Rosenberg Annex, 4520 Reading Road, Rosenberg, Texas. Questions from applicants will be answered at this meeting. Proposals must be submitted by 3:00 p.m. Friday, March 18, 2011. For more information, please call Carol Borrego at (281) 341-4410.

# PUBLISHER'S AFFIDAVIT

THE STATE OF TEXAS

COUNTY OF FORT BEND

Before me, the undersigned authority, on this day personally appeared Seshadri Kumar who being by me duly sworn, deposes and says that he is the publisher **INDIA HERALD** and that said newspaper meets the requirements of Section 2051.044 of the Texas Government Code, to wit:

1. It devotes not less than twenty-five percent (25%) of its total column lineage to general interest items;
2. It is published at least once each week;
3. It is entered as second-class postal matter in the county where it is published; and
4. It has been published regularly and continuously since 1995.

Publisher further deposes and says that the attached notice was published in said newspaper on the following date (s) to wit:

FORT BEND COUNTY

COMMUNITY DEVELOPMENT DEPARTMENT FY 2011 CONSOLIDATED ANNUAL PLAN

NOTICE OF PUBLIC MEETING

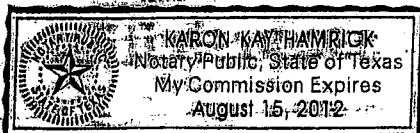
  
**Seshadri Kumar**

Publisher

SUBSCRIBED AND SWORN BEFORE ME by Seshadri Kumar who

- (a) Is personally known to me, or
- (b) Provided the following evidence to establish his/ her identity,
- (c)

On this the 11<sup>th</sup> day of February, 2011, to certify which witness my hand and seal of office.



  
Notary Public, State of Texas

## COMMUNITY NEWS

### Indian Consulate hosts Republic Day reception

Consul General Sanjiv Arora hosted a dinner reception for about 300 guests on the occasion of India's Republic Day at the Hilton Hotel on Jan 28. Congresswoman Sheila Jackson Lee was among the invited dignitaries who included elected officials from Houston and surrounding cities.

"Indian became a constitutional republic on January 26, 1950... it was the culling of 5000 years of ethos of justice, liberty and equal-

ity for all. January 26 is a significant milestone when India adopted an enlightened constitution that guarantees liberty, freedom and justice to all," Arora said.

The Consul General noted that India has made impressive strides in the last decade — a growth rate of 8.5 per cent this year despite the global economic crisis.

He also quoted from President Pratibha Patil's Republic Day message to the nation in which she

referred to India's progress and the major challenges, including global terrorism.

Arora also welcomed high achieving Indian Americans — Rathna Kumar who had just earned the Sangeet Natak Akademi award, Ashok Mago, recipient of the Pravasi Bharatiya Samman, AAPI president Ajit Singhvi and AAPI women's wing president Manju Sachdev.

Sheila Jackson Lee hailed the long-standing friendship between India and the United States. "There is a special place for India and Indian Americans in the U.S.," she said and recalled her visit to India with President Clinton and again soon after 26/11.

Sunil Gadgil played the Indian and American national anthems as well as a patriotic song from *Roja* (*Bharat humko jaan se pyara hai*). Students from Anjali School present two folk dances.



Chhaya Arora, wife of Consul General Sanjiv Arora, presents a memento to Sunil Gadgil, who played the Indian and American national anthems on the saxophone. (Be presented one Rajasthani and on-

#### FORT BEND COUNTY COMMUNITY DEVELOPMENT DEPARTMENT FY 2011 CONSOLIDATED ANNUAL PLAN NOTICE OF PUBLIC MEETING

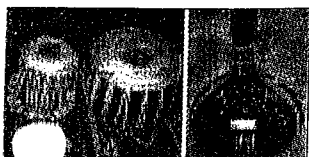
To build and strengthen new partnerships with State and local governments and the private sector, the U.S. Department of Housing and Urban Development (HUD) requires a single consolidated submission for the planning and application aspects of Community Development Block Grant (CDBG), Emergency Shelter Grant (ESG), HOME Investment Partnerships (HOME), and Housing Opportunities for Persons With AIDS (HOPWA) Programs. Fort Bend County is in the process of developing its FY 2011 Consolidated Annual Plan.

A public meeting will be held on Wednesday, February 23, 2011, 10:00 a.m., at the Fort Bend County Rosenberg Annex, 4520 Reading Road, Rosenberg, Texas to receive comments from the public regarding the housing and community development needs of low- and moderate-income persons such as homeless individuals and families; persons with special needs (the elderly, frail elderly, severely mentally ill, developmentally disabled, physically disabled, persons with alcohol/other drug addictions, and persons with HIV/AIDS); the housing needs of renters and owners; community needs such as anti-crime, economic development, infrastructure,

planning and administration, public facilities, public services, senior programs, youth programs; and other nonhousing community development needs. The public is encouraged to attend and to submit comments to Marilyn Kindell, Community Development Director, 4520 Reading Road, Suite A, Rosenberg, Texas 77471. Comments will be incorporated into the draft FY 2011 Consolidated Annual Plan, as appropriate. Persons with vision or hearing impairments or other individuals with disabilities requiring auxiliary aids and services may contact the department at (281) 341-4410 regarding reasonable accommodations for the meeting.

The Fort Bend County CDBG, HOME, and ESG Programs Request for Proposals (RFPs) will be available on Monday, February 14, 2011. An information session for applicants will be held on Wednesday, February 23, 2011, 10:00 a.m. at Fort Bend County Rosenberg Annex, 4520 Reading Road, Rosenberg, Texas.

Questions from applicants will be answered at this meeting. Proposals must be submitted by 3:00 p.m. Friday, March 18, 2011. For more information, please call Carol Borrego at (281) 341-4410.



March 12  
(Saturday)

Hindustani Vocal Pt Shounak Abhisheki  
(Son of the Late Pt Jitendra Abhisheki)  
Harshad Kanetkar on Tabla Uday Kulkarni on  
Harmonium

## Indian Music Society of Houston — 201





**Fort Bend County Community Development Department  
FY 2011 Consolidated Action Plan  
Public Meeting  
Rosenberg Annex Training Room  
February 23, 2011  
10:00 a.m.**

- I. Introduction
- II. Consolidated Plan Needs Assessment/Needs of Community (handout)
- III. Assistance Expected To Be Received By Fort Bend County
  - A. Community Development Block Grant (CDBG)
    - 1. Amount of Assistance
    - 2. Range of Activities
  - B. HOME Investment Partnerships Program (HOME)
    - 1. Amount of Assistance
    - 2. Range of Activities
  - C. Emergency Shelter Grant Program (ESG)
    - 1. Amount of Assistance
    - 2. Range of Activities
  - D. Housing Opportunities for Persons With AIDS (HOPWA)
- IV. Questions and Answers

Community Development Staff:

Marilynn Kindell, Director  
Carol Borrego, Planner  
Carla Hannah Beckendorff, Rehabilitation Specialist  
Karen Bringol, Program Coordinator  
Zelia Brown, Program Coordinator  
Annette Mata, Receptionist  
Debra Watson, Administrative Secretary      email: [watsodeb@co.fort-bend.tx.us](mailto:watsodeb@co.fort-bend.tx.us)

**Fort Bend County Community Development Department  
FY 2011 Consolidated Action Plan  
Public Meeting**

**II. Assistance Expected To Be Received By Fort Bend County**

**FY 2011 Funds Expected**

The 113th Congress has not approved U.S. Department of Housing and Urban Development (HUD) allocations for FY 2011. The estimated amount of Community Development Block Grant (CDBG) Program funds that Fort Bend County expects to receive directly from the U.S. Department of Housing and Urban Development (HUD) for program year 2011 (September 1, 2011 to August 31, 2012) is estimated at **\$2,135,284**. Fort Bend County also expects to receive **\$556,612** in HOME Program funds and **\$85,096** in Emergency Shelter Grant Program funds for program year 2011. The estimated amounts are the FY 2010 allocations.

Fort Bend County CDBG, HOME, and ESG Program funds can be used within the unincorporated areas of Fort Bend County, or within the incorporated limits of the following cities: Arcola, Beasley, Fairchilds, Fulshear, Kendleton, Meadows Place, Needville, Orchard, Pleak, Richmond, Rosenberg, Simonton, Stafford, and Thompsons. **The County's CDBG, HOME and ESG Program funds cannot be used to provide services for residents or fund projects within the cities of Houston, Katy, Missouri City, or Sugar Land.**

**A. Community Development Block Grant (CDBG)**

1. Amount of Assistance: During FY 2011, Fort Bend County estimates it may receive **\$2,135,284** in CDBG Program funds.
2. Range of Activities: The primary objective of the Community Development Block Grant Program is to aid in the development of viable urban communities by providing decent housing and a suitable living environment and expanding economic opportunities, principally for persons of low- and very low income.

**B. HOME Investment Partnerships Program (HOME)**

1. Amount of Assistance: During FY 2011, Fort Bend County, the participating jurisdiction (PJ), estimates it may receive **\$556,612** in HOME Program funds. This amount includes \$83,491 in CHDO set-aside funds required by HUD. Approximately, **\$417,121** is available for local governments, for-profit and non-profit organizations.
2. Range of Activities: HOME Program funds may be used for a variety of activities to develop and support affordable housing for low-income individuals and families according to HOME Program and other Federal requirements.

**C. Emergency Shelter Grant (ESG)**

1. Amount of Assistance: During FY 2011, Fort Bend County estimates it will receive **\$85,096** in ESG Program funds.
2. Range of Activities: The purpose of the ESG program is the rehabilitation or conversion of buildings for use as emergency shelter for the homeless, for the payment of certain operating expenses and essential services in connection with emergency shelters for the homeless, and for homeless prevention activities. The program is designed to be the first step in a continuum of assistance to enable homeless individuals and families to move toward independent living, as well as to prevent homelessness. Emergency shelter means any facility, the primary purpose of which is to provide temporary or transitional shelter for the homeless, in general or for specific populations of the homeless. The term "homeless" or "homeless individual or homeless persons" includes-(1) an individual who lacks a fixed, regular, and adequate nighttime residence; and (2) an individual who has a primary nighttime residence that is—(A) a supervised publicly or privately operated shelter designed to provide temporary living accommodations (including welfare hotels, congregate shelters, and transitional housing for the mentally ill); (B) an institution that provides a temporary residence for individuals intended to be institutionalized; or (C) a public or private place not designed for, ordinarily used as, a regular sleeping accommodation for human beings.

**D. Housing Opportunities For Persons With AIDS (HOPWA)**

Fort Bend County is part of the Houston Eligible Metropolitan Area (EMA) for the Housing Opportunities For Persons With AIDS Program. The largest jurisdiction within the EMA administers the HOPWA Program funds for the entire eligible metropolitan area. The City of Houston administers the HOPWA funds for the Fort Bend County area. If you have any questions regarding this program, please call the City of Houston at (713) 868-8300.

**To obtain a FY 2011 RFP, please call the Fort Bend County Community Development Department at (281) 341-4410. If you need additional information regarding any of these programs, please call Carol Borrego with this office.**



FORT BEND COUNTY COMMUNITY DEVELOPMENT DEPARTMENT  
FY 2011 Consolidated Action Plan  
Public Meeting  
February 23, 2011

(Please print.)

NAME	ADDRESS	PHONE NUMBER	FAX NUMBER	E-MAIL ADDRESS	ORGANIZATION/ AGENCY
Tonya Lewis	1110 Avenue G Rosenberg, TX 77471	832-515-3039	713-928-7600	tonya.rreentouch.net	Fort Bend Rainbow Room
Jane O'Dell	5403 Avenue N Rosenberg TX 77471	281-344-5101	281-341-0798	jodell@catb.org	Fort Bend Child Advocates
Andrea Laey	9053rd St. Rosenberg, TX 77471	281-344-5758	281-232-5244	clay@fortbendchildrenscenter.org	Fort Bend City Children's Center
Lena Filipp	4520 Redwing Rd. Rosenberg	281-342-7320	281-342-0557	filipen@fortbend.tx.us	Fort Bend Social Service
Melissa Pena	2320 4th St. Rosenberg TX 77471	832 595-3500	X - 3501	melissa@cityofrosenberg.org	City of Rosenberg
Nancy Dobert	103 Brooks St Missouri City 77459	281-494-5926	281-494-5960	nndobert@arc-offortbend.org	The Arc of Fort Bend County
Karen Jennings	1424 FM 1092	281-403-3923		fortbendfamilypromises.org	Fort Bend Family Promise
Linda Shultz	34 Tayside Track	281-778-0100	same	lshultz@gmail.com	Parks Youth Ranger
Margie Tuscios	5403 Avenue N Rosenberg TX 77471	281-344-5118	281-344-5281	mtuscios@arc.org	Child Advocates of Fort Bend
Vickie Bernd	10435 Greenbough Sugar Land TX	281 207 2500	281 207 2301	juanita-bernd@ussalvationarmy.org	The Salvation Army

**FORT BEND COUNTY COMMUNITY DEVELOPMENT DEPARTMENT**  
**FY 2011 Consolidated Action Plan**  
**Public Meeting**  
**February 23, 2011**

(Please print.)

NAME	ADDRESS	PHONE NUMBER	FAX NUMBER	E-MAIL ADDRESS	ORGANIZATION/ AGENCY
CHARLIE TURNER TEORAKUAK	12811 ROYAL SUITE 112 STAFFORD TX 77477	(281) 240-9300		CTURNER2@ tarrandktr.com	
SEAN HUMBIE SHERINGTON, INC.	14870 SHINER RD. CYPRESS, TEXAS 77429	(281) 468-7900	(281) 758-1534	Sean@Sherington.com	SHERINGTON, INC.
Glenda Tracy	402 Morton St. Richmond, TX 77469	281 342-0559	281 232-0704	gracy@ci.richmond.tx.us	City of Richmond
ROSSELL GRIFFIN	P.O. Box 527 KLEEDVILLE, TX 77461	979 743-4251	979 793-4253		CITY OF KLEEDVILLE
Rebecca Matland	P.O. Box 1480 Rosenberg, TX 77471	281 633-7052	<del>281-633-7050</del> 281-633-7050	Rebecca@ FORT BEND SENIORS.ORG	FORT BEND SENIORS MEALS ON WHEELS
Clement Denver	12319 Ashford Meadows Sugarland, TX 77478	832 452 8846	281 454 2005	denncr@ol.com	Carroll
Annie Autrey	10701 Corporate Drive Stafford, Texas	281 543-0125	281-276-8399	annie.autrey@ Texana center, com	Texana
Sharon D Heldt	13570 Muepkin Rd Stafford, TX 77477	281-403-0700	281-403-0705	habitat@fort bend habitat.org	Fort Bend Habitat
M. Diana Turner Menda Primm	12530 Emory Ct. SE TX 77478	281-240-8181	281-240-8242	brown@abundant.org	Literacy Council of Fort Bend
Karen Hall	400 Austin St Richmond TX 77469	281-633-3107		Khall.fbfhc@ tache.org	Fort Bend Family Health Center

## February 23, 2011

[illegible]



**PUBLIC NOTICE**  
**FORT BEND COUNTY COMMUNITY DEVELOPMENT DEPARTMENT**  
**FY 2011 CONSOLIDATED ACTION PLAN DRAFT**

To build and strengthen new partnerships with State and local governments and the private sector, the U.S. Department of Housing and Urban Development (HUD) requires a single consolidated submission for the planning and application aspects of the Community Development Block Grant (CDBG), Emergency Shelter Grant (ESG), HOME Investment Partnerships (HOME), and Housing Opportunities for Persons with AIDS (HOPWA) Programs.

The overall goals of the community development and planning programs covered by the Consolidated Plan are to strengthen partnerships with jurisdictions and to extend and strengthen partnerships among all levels of government and the private sector including for-profit and nonprofit organizations, to enable them:

- to provide decent housing;
- to establish and maintain a suitable living environment, and,
- to expand economic opportunities for every American, particularly for very low-income and low-income persons.

The purpose of the Consolidated Plan is to require the County to state in one document its plan to pursue these goals for all the community planning and development programs, as well as for housing programs. The FY 2011 Consolidated Action Plan will serve the following functions:

1. A planning document for the jurisdiction, which builds on a participatory process at the lowest levels;
2. An application for federal funds under HUD's formula grant programs;
3. A strategy to be followed in carrying out HUD programs; and,
4. An action plan that provides a basis for assessing performance.

The Consolidated Plan Final Rule requires that local government jurisdictions submit to HUD five-year Consolidated Plans containing a housing and homeless needs assessment, a housing market analysis, a strategic plan, an action plan, and the required HUD certifications. The five-year, 2010-2015 Consolidated Plan includes Fort Bend County's revised housing and homeless needs assessment and housing market analysis. The 2010 Consolidated Plan includes 2000 Census and HUD data regarding low-income households, cost burden and housing conditions. The County's strategic plan reflects the changes in the population of the County as evidenced by the 2000 data and provides consistency between the FY 2005-2010 Consolidated Plan's goals and objectives and the FY 2010-2015 Consolidated Plan's goals and objectives. The strategic plan sets forth program goals and specific objectives that help local governments and citizens keep track of results.

The FY 2011 Consolidated Action Plan includes the proposed projects to be funded during FY 2011, September 1, 2011 to August 31, 2012. These projects are listed below by program funding source. The recommended amount of funding for each project also is listed.

**Community Development Block Grant Program:**

Amount of Assistance Available for FY 2011:		\$1,817,597
Countywide	CDBG Program Administration and Planning	\$363,000
Countywide	CDBG/HOME Program Housing Rehabilitation Administration	\$95,000
Countywide	CDBG Fort Bend CORPs Housing Minor Repair Program	\$228,750
Arcola	Community Center	\$100,000
Kendleton	Lift Station Repair	\$100,000
Needville	Sanitary Sewer Improvements, Phase IV	\$176,790
Richmond	North Richmond Sanitary Sewer Improvements, Phase III	\$222,000
Riverwood	FBC MUD #19 Water Line Replacement	\$100,000
Rosenberg	Northside Sanitary Sewer Improvements, Phase VI	\$221,430
Countywide	ARC Social and Recreational Activities Programs	\$27,667
Countywide	FBC Child Advocates, Inc. Forensic Interviewer/Children's Services Coord.	\$28,408
Countywide	FBC Women's Center Shelter Services	\$29,556
Countywide	FB Senior Meals on Wheels	\$38,034
Countywide	Literacy Volunteers of FBC, Inc. Literacy Tutoring	\$35,000
Countywide	Brazos Bend Guardianship Services	\$25,000
Countywide	Unprogrammed Funds-CDBG Contingency	\$26,962

**HOME Investment Partnership Program:**

Amount of Assistance Available for FY 2011:		<b>\$492,073</b>
Countywide	HOME Program Administration	\$49,207
	CHDO Set-Aside	\$73,811
Countywide	Habitat For Humanity	\$72,198
Countywide	FBC Housing Rehabilitation Program	\$296,857

**Emergency Shelter Grant Program (ESG)**

Amount of Assistance Available for FY 2011:		<b>\$86,509</b>
Countywide	ESG Program Administration	\$4,325
Countywide	FB Women's Center Operations	\$22,444
Countywide	FB Women's Center Essential Services	\$13,529
Countywide	Parks Youth Ranch Operations	\$28,590
Countywide	Parks Youth Ranch Essential Services	\$7,820
Countywide	FBC Social Services Dept. Emergency Rent/Mortgage/Utility Assistance	\$9,801

---

The Fort Bend County FY 2011 Consolidated Plan Draft will be available for public review and comment from Friday, June 3, 2011 to Monday, July 4, 2011. The public is encouraged to review this document and submit comments. The Consolidated Action Plan can be reviewed at the Fort Bend Community Development Department, 4520 Reading Road, Suite A, Rosenberg, Texas. In addition, copies are available from the Fort Bend Community Development Department. Please call the department at (281) 341-4410.

A public meeting will be held on Tuesday, June 14, 2011, 10:00 a.m., at the Fort Bend County Rosenberg Annex, 4520 Reading Road, Suite A, Rosenberg, Texas, to receive comments from the public regarding the draft FY 2011 Consolidated Action Plan. The public is encouraged to attend and to submit comments to Marilyn Kindell, Community Development Director, at the Fort Bend County Community Development Department, 4520 Reading Road, Suite A, Rosenberg, Texas, 77471. Comments will be incorporated into the draft Consolidated Action Plan document, as appropriate. Persons with vision or hearing impairments or other individuals with disabilities requiring auxiliary aids and services may contact the department at (281) 341-4410 regarding reasonable accommodations for the meeting.



# PUBLISHER'S AFFIDAVIT

THE STATE OF TEXAS

COUNTY OF FORT BEND


Before me, the undersigned authority, on this day personally appeared Seshadri Kumar who being by me duly sworn, deposes and says that he is the publisher **Fort Bend Independent** and that said newspaper meets the requirements of Section 2051.044 of the Texas Government Code, to wit:

1. It devotes not less than twenty-five percent (25%) of its total column lineage to general interest items;
2. It is published at least once each week;
3. It is entered as second-class postal matter in the county where it is published; and
4. It has been published regularly and continuously since 2008.

Publisher further deposes and says that the attached notice was published in said newspaper on the following date (s) to wit:

June 1, 2011

Fort Bend County CDBG FY 2007 and 2009 Consolidated Action Plan Amendments


  
Seshadri Kumar

Publisher

SUBSCRIBED AND SWORN BEFORE ME by Seshadri Kumar who

- ☒ (a) Is personally known to me, or
- ☐ (b) Provided the following evidence to establish his/ her identity,
- ☐ (c)

On this the 13<sup>th</sup> day of June, 2011, to certify which witness my hand and seal of office.



  
Notary Public, State of Texas

# Injury

From Page 4

evaluated by your orthopedic surgeon within a few days. An untreated fracture, even if not initially displaced, could cause you problems in the future.

In addition to a number of overuse injuries to the wrist, it is rather common to develop problems in the shoulder of the leading (non-dominant) arm because of impingement in the follow-through.

Early symptoms of pain in this shoulder means you should have a Pro look at your swing. If that does not resolve the problem, have your shoulder checked for a more advanced injury, such as a labrum tear.

Another common overuse problem for golfers is tendonitis of the elbow.

"Tennis elbow" (pain on the outside of the lower arm) is actually more common to golf than "golfer's elbow" (pain on the inside of the lower arm). This is usually associated with an incorrect swing, and which is more likely to develop as you get older.



Parr

Maintaining good thigh muscle tone is helpful in preventing injury to the knee. Weak thigh muscles cannot absorb the forces placed upon the knee from twisting through a swing or squatting down to line up a putt.

Your golf shoe might be a problem. Long cleats will hold you feet to the ground throughout your swing, meaning more force must be applied directly to your knee and ankle. Consider wearing a shoe with a short cleat or no cleat at all.

If your knee is painful or is swelling, have your orthopedic surgeon evaluate it for an injury to the meniscus or tendon. If you are having discomfort in your ankle or foot,

that too should be medically evaluated.

Maintaining good core body conditioning is very important in protecting your back, as well as the hip. Weak abdominal and back muscles cannot absorb the twisting and bending motions, forcing the spine and hip to absorb forces directly. Good spine flexibility is also important.

Poor mechanics can also make the impact put upon the spine worse. Have a Pro evaluate your technique and posture. Ask if a longer putter might be beneficial as well.

The need for adequate personal fitness is also true to protect the hip, especially the lead hip, which had greater rotational force than the trailing hip.

Give some consideration to your golf bag. It can be heavy and shift its center of weight suddenly, causing an injury.

You should also make it a habit to use sunscreen and drink plenty of water any time you go to the driving range or before and during each round of golf.

A double benefit of ensuring you are using properly fitted equipment and practicing good mechanics is that your game should actually improve in the process!

Dr. Thomas Parr, an orthopedic surgeon in Sugar Land, can be reached at 281-491-7111. Visit [www.tomparrmd.net](http://www.tomparrmd.net) for more information.

## PUBLIC NOTICE FORT BEND COUNTY COMMUNITY DEVELOPMENT DEPARTMENT FY 2011 CONSOLIDATED ACTION PLAN DRAFT

To build and strengthen new partnerships with State and local governments and the private sector, the U.S. Department of Housing and Urban Development (HUD) requires a single consolidated submission for the planning and implementation aspects of the Community Development Block Grant (CDBG), Emergency Shelter Grant (ESG), HOME Investment Partnerships (HOME), and Housing Opportunities for Persons with AIDS (HOPWA) Programs.

The overall goals of the community development and planning programs covered by the Consolidated Plan are to strengthen partnerships with jurisdictions and to extend and strengthen partnerships among all levels of government and the private sector including for-profit and nonprofit organizations to enable them:

- to provide decent housing;
- to establish and maintain a suitable living environment; and,
- to expand economic opportunities for every American, particularly for very-low-income and low-income persons.

The purpose of the Consolidated Plan is to require the County to state in one document its plan to pursue these goals for all the community planning and development programs, as well as for housing programs. The FY 2011 Consolidated Action Plan will serve the following function:

1. A planning document for the jurisdiction, which builds on a participatory process at the lowest level;
2. An application for federal funds under HUD's formula grant programs;
3. A strategy to be followed in carrying out HUD programs; and,
4. An action plan that provides a basis for assessing performance.

The Consolidated Plan Final Rule requires that local government jurisdictions submit to HUD five-year Consolidated Plans, containing a housing and homeless needs assessment, a housing market analysis, a strategic plan, an action plan, and the required HUD certifications. The five-year, 2010-2015 Consolidated Plan includes Fort Bend County's revised housing and homeless needs assessment and housing market analysis. The 2010 Consolidated Plan includes 2000 Census and HUD data regarding low-income households, cost burden and housing conditions. The County's strategic plan reflects the changes in the population of the County as evidenced by the 2000 data and provides consistency between the FY 2005-2010 Consolidated Plan's goals and objectives and the FY 2010-2015 Consolidated Plan's goals and objectives. The strategic plan sets forth program goals and specific objectives that help local governments and citizens keep track of results.

The FY 2011 Consolidated Action Plan includes the proposed projects to be funded during FY 2011, September 1, 2011 to August 31, 2012. These projects are listed below by program funding source. The recommended amount of funding for each project also is listed.

Community Development Block Grant Program:	\$1,817,597
Amount of Assistance Available for FY 2011:	\$363,000
Countywide CDBG Program Administration and Planning	\$95,000
Countywide CDBG HOME Program Housing Rehabilitation Administration	\$228,250
Countywide CDBG Fort Bend CORP's Housing Major Repair Program	\$100,000
Arcola Community Center	\$100,000
Kendallton LIII Station Repair	\$176,790
Needville Sanitary Sewer Improvements, Phase IV	\$222,000
Richmond North Richmond Sanitary Sewer Improvements, Phase III	\$100,000
Riverwood FBC HUD #19 Water Line Replacement	\$221,430
Rosenberg Northside Sanitary Sewer Improvements, Phase VI	\$227,667
Countywide ABC Social and Recreational Activities Programs	
Countywide FBC Child Advocates, Inc.	\$28,400
Forensic Interviewer/Children's Services Coord.	\$29,556
Countywide FBC Women's Center Shelter Services	\$38,034
Countywide FB Senior Meals on Wheels	\$35,000
Countywide Literacy Volunteers of FBC, Inc. Literacy Tutoring	\$25,000
Countywide Brazos Bend Guardsharps Services	\$7,820
Countywide Unprogrammed Funds-CDBG Contingency	\$26,962

HOME Investment Partnership Program:	\$492,073
Amount of Assistance Available for FY 2011:	\$49,207
Countywide HOME Program Administration	\$73,811
Countywide CIBO Set-Aside	\$72,198
Countywide Habitat For Humanity	
Countywide FBC Housing Rehabilitation Program	\$296,837

Emergency Shelter Grant Program (ESG)	\$86,509
Amount of Assistance Available for FY 2011:	\$42,525
Countywide ESG Program Administration	\$22,444
Countywide FB Women's Center Essential Services	\$13,529
Countywide Parks Youth Ranch Operations	\$28,590
Countywide FB Social Services Dept. Emergency	
Countywide Rent/Mortgage/Utility Assistance	\$9,801

The Fort Bend County FY 2011 Consolidated Plan Draft will be available for public review and comment from Friday, June 3, 2011 to Monday, July 4, 2011. The public is encouraged to review this document and submit comments. The Consolidated Action Plan can be reviewed at the Fort Bend Community Development Department, 4520 Reading Road, Suite A, Rosenberg, Texas. In addition, copies are available from the Fort Bend Community Development Department. Please call the department at (281) 341-4410.

A public meeting will be held on Tuesday, June 14, 2011, 10:00 a.m., at the Fort Bend Community Center, 4520 Reading Road, Suite A, Rosenberg, Texas, to receive comments from the public regarding the draft FY 2011 Consolidated Action Plan. The public is encouraged to attend and to submit comments to Marilyn Kindel, Community Development Director, at the Fort Bend County Texas, 77471. Comments will be incorporated into the draft Consolidated Action Plan document, as appropriate. Persons with vision or hearing impairments or other individuals with disabilities requiring auxiliary aids and services may contact the department at (281) 341-4410 regarding reasonable accommodations for the meeting.

## PUBLIC NOTICE FORT BEND COUNTY COMMUNITY DEVELOPMENT DEPARTMENT FYs 2007 and 2009 CONSOLIDATED ACTION PLAN AMENDMENTS

Fort Bend County proposes to amend its approved FYs 2007 and 2009 Consolidated Action Plans. The Consolidated Plan regulations at 24 CFR 91.505 state that a jurisdiction shall amend its approved plan whenever it makes one of the following decisions:

- (1) To make a change in its allocation priorities or a change in the method of distribution of funds;
- (2) To carry out an activity, using funds from any program covered by the consolidated plan (including program income), not previously described in the action plan; or
- (3) To change the purpose, scope, location, or beneficiaries of an activity.

In addition, Fort Bend County has identified in its citizen participation plan the criteria it uses for determining what constitutes substantial amendments that are subject to a citizen participation process, in accordance with the County's citizen participation plan. The definitions and/or criteria for what constitutes a substantial change for the purpose of amending the consolidated plan are as follows:

- (1) Purpose: The purpose is substantially changed if the overall purpose for which a project is funded changes. Changing a specific objective without changing the overall purpose of the project will not be considered a substantial change.
- (2) Scope: The scope is substantially changed if the original estimated cost of the project is increased by twenty percent or more.
- (3) Location: The location is substantially changed if the service area of a project changes from the original service area.
- (4) Beneficiaries: The beneficiaries are substantially changed if there is a change in type or the number is increased by twenty percent or more.

The Fort Bend County FYs 2007 and 2009 Consolidated Action Plan Amendments are available for public review and comment. The public is encouraged to submit written comments by Tuesday, July 5, 2011 to Marilyn Kindel, Community Development Director, at 4520 Reading Road, Suite A, Rosenberg, Texas 77471. Comments will be incorporated into the Consolidated Action Plan Amendments, as appropriate.

## FORT BEND COUNTY, TEXAS FY 2007 CONSOLIDATED PLAN AMENDMENT COMMUNITY DEVELOPMENT BLOCK GRANT PROGRAM (CDBG)

Funds are available to be reprogrammed from:	
FY 2007 Kendallton Wastewater Treatment Plant	\$47,000.00
Total Available To Be Reprogrammed	\$47,000.00

Projects to be funded are:	
FY 2007 Kendallton Mitchell Road Improvements	\$42,000.00
Total Reprogrammed Amount	\$42,000.00

## FORT BEND COUNTY, TEXAS FY 2009 CONSOLIDATED PLAN AMENDMENT EMERGENCY SHELTER GRANT PROGRAM (ESGP)

Funds are available to be reprogrammed from:	
FY 2009 Fort Bend County Social Service Department	\$17,759.00
Emergency Rent, Mortgage and Utility Assistance	\$17,759.00
Total Available To Be Reprogrammed	\$17,759.00

Projects to be funded are:	
FY 2009 Fort Bend Women's Center Operations	\$6,000.00
FY 2009 Parks Youth Ranch Operations	\$6,000.00
FY 2009 Fort Bend County Social Service Department	
Emergency Rent, Mortgage and Utility Assistance	\$5,759.00
Total Reprogrammed Amount	\$17,759.00



## NOTICE OF PUBLIC HEARING

SPECIAL EXCEPTION  
4519 APRIL MEADOW WAY

NOTICE OF PUBLIC HEARING ON A REQUEST FOR SPECIAL EXCEPTION TO THE REAR YARD SETBACK REQUIREMENT, 4519 APRIL MEADOW WAY LOT 18, BLOCK 1, CRESCENT LANE SECTION TWO, IN THE STANDARD SINGLE-FAMILY (R-1) RESIDENTIAL DISTRICT

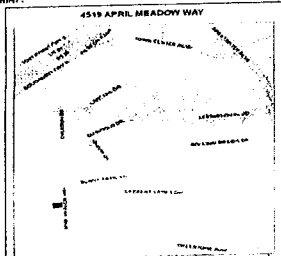
PURPOSE: ONE (1) PUBLIC HEARING SHALL BE HELD AT WHICH ALL PERSONS INTERESTED IN THE PROPOSED SPECIAL EXCEPTION SHALL BE GIVEN AN OPPORTUNITY TO BE HEARD.

WHERE: CITY OF SUGAR LAND CITY COUNCIL CHAMBER  
2700 TOWN CENTER BOULEVARD NORTH

WHEN: ZONING BOARD OF ADJUSTMENT MEETING  
5:00 PM, JUNE 15, 2011

DETAILS OF THE PROPOSED SPECIAL EXCEPTION MAY BE OBTAINED BY CONTACTING THE CITY OF SUGAR LAND PLANNING OFFICE, TELEPHONE (281) 275-2218 OR EMAIL [PLANNING@SUGARLANDTX.GOV](mailto:PLANNING@SUGARLANDTX.GOV). THE PLANNING OFFICE IS OPEN MONDAY THROUGH FRIDAY FROM 8:00 O'CLOCK A.M. TO 5:00 O'CLOCK P.M., AND IS LOCATED IN CITY HALL, 2700 TOWN CENTER BOULEVARD NORTH, SUGAR LAND, TEXAS. PLEASE CONTACT US IF YOU WISH TO SET UP AN APPOINTMENT TO GO OVER ADDITIONAL DETAILS IN PERSON.

## VICINITY MAP:



## LEGAL NOTICE

The City of Missouri City, Texas is now Issuing a Request for Statements of Qualification for the following:  
Engineering Services - Materials Testing  
RSQ # 220-11

The City of Missouri City is requesting statements of qualifications from qualified firms to provide construction materials testing services for the various projects that will be constructed in Fiscal Year 2012. Statements will be accepted until 2:00 p.m. local time June 20, 2011 and then opened. The statements will be evaluated with the intent of negotiating an agreement with one of the responding firms. Interested parties must obtain an RSQ package and provide the required information to the City in order to be considered. The RSQ packages may be obtained beginning June 1st by requesting the document name and number listed above by contacting the City Purchasing Office at 1522 Texas Parkway (281) 403-8612 -email to [glenda@missouricitytx.gov](mailto:glenda@missouricitytx.gov)

Statements must be sealed, marked with the RSQ name and number as listed above and the date of opening. Statements must be delivered to the attention of the Missouri City Purchasing Manager, 1522 Texas Parkway, Missouri City, Texas, 77489, prior to the acceptance deadline. Statements marked improperly and therefore misdirected may be disqualified. Statements are opened in public in the City Hall Council Chambers.

Charles Oberender, CPPB  
Purchasing Manager,  
City of Missouri City, Texas

## Citizens as Partners in City Government 2011 Boards and Commissions

Citizens volunteering time, energy and expertise to serve on City boards and commissions provide valuable insight and advice on various subjects and events. As volunteers you become a member of a select group that is dedicated to making Sugar Land a livable, prosperous, and exceptional community.

The policy of the City Council is to annually appoint citizens to serve on various boards and commissions. Boards and commissions are created and enabled in different ways. The laws and statutes that govern create some, and others are created by City Council. Terms of office are for one or two years and begin October 1st and end September 30th or with the calendar year in January, depending on the type of board.

If you are interested in serving on a board or commission an application can be found on the City Home Page [www.sugarlandtx.gov](http://www.sugarlandtx.gov) or you may call the City Secretary Department, 281-275-2730, for an application. A brief description of the purpose, duties and responsibilities, establishment and membership of each committee is available on the City Web site under "City Government / Boards and Commissions."

The completed application may be returned by fax 281-275-2316, by e-mail to [glenda@missouricitytx.gov](mailto:glenda@missouricitytx.gov), or you may deliver the application to City Hall, 2700 Town Center Boulevard North, Suite 122. The deadline for receipt of the application for appointment is **AUGUST 01, 2011**.

The City would not be what it is today if not for the role of citizen partnership and involvement in the processes of the city and in providing City Council with input and recommended direction on a variety of subjects vital to the City's future. The Mayor and Members of City Council encourage you to be involved with your City.



## NOTICE OF SPEED LIMIT REGULATIONS U. S. HIGHWAY 90A

The City of Sugar Land City Council on May 17, 2011 adopted on second consideration City of Sugar Land Ordinance No. 1817:

AN ORDINANCE OF THE CITY OF SUGAR LAND, TEXAS, AMENDING CHAPTER 5 (PUBLIC PROPERTY AND SERVICES) OF THE CODE OF ORDINANCES BY AMENDING THE SPEED ZONE OF U.S. HIGHWAY 90A.

Section 5-128(a) of the Code of Ordinances, pertaining to the speed zone of U. S. Highway 90A, is amended to read as follows:

### U.S. Highway 90A:

From the west city limits to a point 1,000 feet west of State Highway 6, a distance of approximately 0.559 miles, 55 miles per hour.

From a point 1,000 feet west of State Highway 6 to the eastern city limits, a distance of approximately 3.91 miles, 50 miles per hour.

Any person found guilty of violating this ordinance shall be fined not more than \$700.00 for each offense.

Said ordinance is available in the office of the City Secretary, City of Sugar Land, 2700 Town Center Boulevard North, Suite 122, Sugar Land, Texas, (281) 275-2730, and may be examined between the hours of 8:00 o'clock a.m. and 5:00 o'clock p.m., Monday through Friday.

Glenda Gundersman, TRMC, CMC  
City Secretary



## NOTICE TO BIDDERS

### HWY 59 LANDSCAPE BEAUTIFICATION PHASE III

The City of Sugar Land seeks bids for furnishing all labor, material, and equipment, and performing all work required for the following project in the City:

CIP PROJECT NAME: HWY 59 Landscape Beautification  
Phase III  
CIP PROJECT NUMBER: PH0902  
LOCATION OF WORK: City of Sugar Land, along US Highway 59 from State Highway 6 to just past University Boulevard.

Plans, specifications, and bidding documents may be obtained at the following office location and digitally on a compact disc free of charge

Clark Centon Associates  
10401 Stella Link Road  
Houston, TX 77025  
(713) 871-1414

Sealed bids shall be delivered to the City of Sugar Land City Secretary Office, 2700 Town Center Boulevard North, Suite 122, Sugar Land, Texas, 77479, on or before 11:00 a.m. on Thursday, June 16, 2011, at which time bids will be publicly opened and read. Bids received after the opening date and time will not be considered.

A non-mandatory pre-bid meeting for all interested parties will be held 1:00 p.m., Tuesday, June 7, 2011, Brazos Room, 2700 Town Center Boulevard North, Sugar Land, TX 77479.

The City Council will award the bid to the lowest responsible bidder that complies with all requirements of the Request for Bids. The City of Sugar Land will give notice of the contract award within sixty (60) calendar days after the bid opening date and time.

Glenda Gundersman, TRMC, CMC, AAE  
City Secretary

# PUBLISHER'S AFFIDAVIT

THE STATE OF TEXAS

COUNTY OF FORT BEND


Before me, the undersigned authority, on this day personally appeared Seshadri Kumar who being by me duly sworn, deposes and says that he is the publisher **India Herald** and that said newspaper meets the requirements of Section 2051.044 of the Texas Government Code, to wit:

1. It devotes not less than twenty-five percent (25%) of its total column lineage to general interest items;
2. It is published at least once each week;
3. It is entered as second-class postal matter in the county where it is published; and
4. It has been published regularly and continuously since 1995.

Publisher further deposes and says that the attached notice was published in said newspaper on the following date (s) to wit:

June 8, 2011

Fort Bend County CDBG FY 2011 Consolidated Action Plan Draft



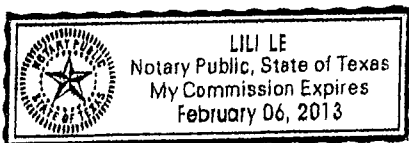
**Seshadri Kumar**

Publisher

SUBSCRIBED AND SWORN BEFORE ME by Seshadri Kumar who

- (a) Is personally known to me, or
- (b) Provided the following evidence to establish his/ her identity,
- (c)

On this the 9<sup>th</sup> day of June, 2011, to certify which witness my hand and seal of office.



  
Notary Public, State of Texas

# BANGLADESH

## Anti-poaching police force launched

DHAKA

Bangladesh is set to launch a new police force to protect wildlife in response to a sharp rise in poaching and exotic animal smuggling, the government's chief conservationist said Tuesday.

The 300-member Wildlife Crime Control Unit will be deployed in July as part of a \$36 million World Bank-funded project aimed at protecting native endangered species and their habitats, Tapan Kumar told AFP.

"It's the first time we have created a specific force to combat wildlife poachers who have become increasingly sophisticated," he said, adding that a recent increase in wildlife smuggling was "alarming".

Most of the unit will be stationed in the Sundarbans -- the world's largest mangrove forest and home to the critically endangered Royal Bengal Tiger -- and will be equipped with modern weaponry and 38 patrol boats, he said.

"Many criminal gangs are now using the Sundarbans as their den. We cannot tackle them due to a lack of patrol units. Recently, we arrested a poacher with the largest haul illegal tiger parts in decades," Kumar said.

The poacher, who was arrested in February with three tiger skins and a large cache of tiger bones in an undercover sting operation, confessed to using poisoned pig carcasses as a trap to kill tigers.

Bangladesh says some 450 tigers now live in the Sundarbans, which straddles Bangladesh and India, although conservationists say this is an overestimate.

Officials are also concerned that wildlife smuggling is increasing. That customs authorities announced last week that they had seized 450 endangered star tortoises smuggled into the country on a flight from Bangladesh.

Tapan Kumar said part of the World Bank aid would be spent on building wildlife tracking units at the country's airports, ports and land borders.

According to the forest department, eight animal species have become extinct in Bangladesh in recent decades and

almost all its native wildlife is now classed as critically endangered due to poaching and other threats.

### PUBLIC NOTICE FORT BEND COUNTY COMMUNITY DEVELOPMENT DEPARTMENT FY 2011 CONSOLIDATED ACTION PLAN DRAFT

To build and strengthen new partnerships with State and local governments and the private sector, the U.S. Department of Housing and Urban Development (HUD) requires a single consolidated submission for the planning and application aspects of the Community Development Block Grant (CDBG), Emergency Shelter Grant (ESG), HOME Investment Partnerships (HOME), and Housing Opportunities for Persons with AIDS (HOPWA) Programs.

The overall goals of the community development and planning programs covered by the Consolidated Plan are to strengthen partnerships with jurisdictions and to extend and strengthen partnerships among all levels of government and the private sector including for-profit and nonprofit organizations, to enable them:

- to provide decent housing;
- to establish and maintain a suitable living environment, and,
- to expand economic opportunities for every American, particularly for very low-income and low-income persons.

The purpose of the Consolidated Plan is to require the County to state in one document its plan to pursue these goals for all the community planning and development programs, as well as for housing programs. The FY 2011 Consolidated Action Plan will serve the following functions:

1. A planning document for the jurisdiction, which builds on a participatory process at the lowest levels;
2. An application for federal funds under HUD's formula grant programs;
3. A strategy to be followed in carrying out HUD programs; and,
4. An action plan that provides a basis for assessing performance.

The Consolidated Plan Final Rule requires that local government jurisdictions submit to HUD five-year Consolidated Plans containing a housing and homeless needs assessment, a housing market analysis, a strategic plan, an action plan, and the required HUD certifications. The five-year, 2010-2015 Consolidated Plan includes Fort Bend County's revised housing and homeless needs assessment and housing market analysis. The 2010 Consolidated Plan includes 2000 Census and HUD data regarding low-income households, cost burden and housing conditions. The County's strategic plan reflects the changes in the population of the County as evidenced by the 2000 data and provides consistency between the FY 2005-2010 Consolidated Plan's goals and objectives and the FY 2010-2015 Consolidated Plan's goals and objectives. The strategic plan sets forth program goals and specific objectives that help local governments and citizens keep track of results.

The FY 2011 Consolidated Action Plan includes the proposed projects to be funded during FY 2011, September 1, 2011 to August 31, 2012. These projects are listed below by program funding source. The recommended amount of funding for each project also is listed.

<b>Community Development Block Grant Program:</b>	
Amount of Assistance Available for FY 2011:	\$1,817,597
Countywide CDBG Program Administration and Planning	\$363,000
Countywide CDBG/HOME Program Housing Rehabilitation Administration	\$95,000
Countywide CDBG Fort Bend CORPs Housing Minor Repair Program	\$228,750
Countywide CDBG Fort Bend CORPs Housing Minor Repair Program	\$100,000
Arcola Community Center	\$100,000
Kendleton Lift Station Repair	\$176,790
Needville Sanitary Sewer Improvements, Phase IV	\$222,000
Richmond North Richmond Sanitary Sewer Improvements, Phase II	\$100,000
Riverwood FBC MUD #19 Water Line Replacement	\$221,430
Rosenberg Northside Sanitary Sewer Improvements, Phase VI	\$27,667
Countywide ARC Social and Recreational Activities Programs	
Countywide FBC Child Advocates, Inc.	\$28,408
Forensic Interviewer/Children's Services Coord.	\$29,556
Countywide FBC Women's Center Shelter Services	\$38,034
Countywide FBC Senior Meals on Wheels	\$35,000
Countywide Literacy Volunteers of FBC, Inc. Literacy Tutoring	\$25,000
Countywide Brazos Bend Guardianship Services	\$26,962
Countywide Unprogrammed Funds-CDBG Contingency	

<b>HOME Investment Partnership Program:</b>	
Amount of Assistance Available for FY 2011:	\$492,073
Countywide HOME Program Administration	\$49,207
Countywide CHDO Set-Aside	\$73,811
Countywide Habitat For Humanity	\$72,198
Countywide FBC Housing Rehabilitation Program	\$296,857

<b>Emergency Shelter Grant Program (ESG)</b>	
Amount of Assistance Available for FY 2011:	\$86,509
Countywide ESG Program Administration	\$4,325
Countywide FB Women's Center Operations	\$22,444
Countywide FB Women's Center Essential Services	\$13,529
Countywide Parks Youth Ranch Operations	\$28,590
Countywide Parks Youth Ranch Essential Services	\$7,820
Countywide FBC Social Services Dept. Emergency Rent/Mortgage/Utility Assistance	\$9,801

The Fort Bend County FY 2011 Consolidated Plan Draft will be available for public review and comment from Friday, June 3, 2011 to Monday, July 4, 2011. The public is encouraged to review this document and submit comments. The Consolidated Action Plan can be reviewed at the Fort Bend Community Development Department, 4520 Reading Road, Suite A, Rosenberg, Texas. In addition, copies are available from the Fort Bend Community Development Department. Please call the department at (281) 341-4410.

A public meeting will be held on Tuesday, June 14, 2011, 10:00 a.m., at the Fort Bend County Rosenberg Annex, 4520 Reading Road, Suite A, Rosenberg, Texas, to receive comments from the public regarding the draft FY 2011 Consolidated Action Plan. The public is encouraged to attend and to submit comments to the Countywide Kindell, Community Development Director, at the Fort Bend County Community Development Department, 4520 Reading Road, Suite A, Rosenberg, Texas, 77471. Comments will be incorporated into the draft Consolidated Action Plan document, as appropriate. Persons with vision or hearing impairments or other individuals with disabilities requiring auxiliary aids and services may contact the department at (281) 341-4410 regarding reasonable accommodations for the meeting.

## LEGAL NOTICE

**REQUEST FOR SEALED COMPETITIVE PROPOSALS**  
Sealed Competitive Proposals will be received in the Office of Gilbert D. Jalomo, Jr., County Purchasing Agent, Fort Bend County, Rosenberg Annex, 4520 Reading Road, Suite A, Rosenberg, TX 77471 for the following until THURSDAY, JUNE 16, 2011 at 1:30 PM (CST). All proposals will then be opened in the Office of the Purchasing Agent, Rosenberg Annex, 4520 Reading Road, Suite A, Rosenberg, TX 77471 and the names of the proposers made public. Proposals received after the specified time will be returned unopened.

**RFP 11-071 - CONSTRUCTION OF SINGLE FAMILY RESIDENTIAL STRUCTURE**  
A pre-RFP conference with site visits will be conducted on Thursday, June 9, 2011 at 9:00 AM (CST). The conference will be held at the Fort Bend County Facility located at 9110 Long Street in Needville, Texas. All contractors are encouraged to attend; no additional site visits will be conducted. Unit pricing is required; payment will be by check after products/services are rendered. Bonds are not required. Fort Bend County reserves the right to reject any or all proposals.

Signed:  
Gilbert D. Jalomo, Jr.,  
Purchasing Agent  
Fort Bend County, Richmond, Texas

## PUBLIC HEARING NOTICE

The Commissioners Court of Fort Bend County, Texas has set a public hearing at 1:00 p.m. on Tuesday, June 28, 2011 for replot of Fort Bend County Municipal Utility District No. 25, Lift Station No. 9, being a partial replot of Grand Parkway Baptist Church, Precinct 3. The hearing will be held in the Commissioners Courtroom, William B. Travis Bldg., 309 S. Fourth St., Rm. 700, Richmond, Texas.

Under state law, you the owner, have certain rights with respect to the proposed replot. Should you wish to exercise your right, you may be heard at the planned public hearing. You may contact Matt Tucker with West Bell Surveying Inc. at 281-599-8288 for information prior to the hearing.

Submitted by:  
Dianne Wilson  
Fort Bend County Clerk

## LEGAL NOTICE

**REQUEST FOR SEALED COMPETITIVE PROPOSALS**  
Sealed Competitive Proposals will be received in the Office of Gilbert D. Jalomo, Jr., County Purchasing Agent, Fort Bend County, Rosenberg Annex, 4520 Reading Road, Suite A, Rosenberg, TX 77471 for the following until THURSDAY, JUNE 16, 2011 at 1:30 PM (CST). All proposals will then be opened in the Office of the Purchasing Agent, Rosenberg Annex, 4520 Reading Road, Suite A, Rosenberg, TX 77471 and the names of the proposers made public. Proposals received after the specified time will be returned unopened.

**RFP 11-072 - PROVIDE AND INSTALL VINYL BUS WRAPS ON PUBLIC TRANSPORTATION BUSES**  
Unit pricing is required; payment will be by check after products/services are rendered. Bonds are not required. Fort Bend County reserves the right to reject any or all proposals.

Signed:  
Gilbert D. Jalomo, Jr.,  
Purchasing Agent  
Fort Bend County, Richmond, Texas

## LEGAL NOTICE

**REQUEST FOR SEALED COMPETITIVE PROPOSALS**  
Sealed Competitive Proposals will be received in the Office of Gilbert D. Jalomo, Jr., County Purchasing Agent, Fort Bend County, Rosenberg Annex, 4520 Reading Road, Suite A, Rosenberg, TX 77471 for the following until THURSDAY, JUNE 23, 2011 at 1:30 PM (CST). All proposals will then be opened in the Office of the Purchasing Agent, Rosenberg Annex, 4520 Reading Road, Suite A, Rosenberg, TX 77471 and the names of the proposers made public. Proposals received after the specified time will be returned unopened.

**1. RFP 11-073 - DRUG TESTING FOR JUVENILE DETENTION;**  
**2. RFP 11-075 - SIP TRUNKING FOR PHONE SYSTEM.**  
Unit pricing is required; payment will be by check after products/services are rendered. Bonds are not required. Fort Bend County reserves the right to reject any or all proposals.

Signed:  
Gilbert D. Jalomo, Jr.,  
Purchasing Agent  
Fort Bend County, Richmond, Texas

## PUBLIC NOTICE

### FORT BEND COUNTY COMMUNITY DEVELOPMENT DEPARTMENT FYs 2007 and 2009 CONSOLIDATED ACTION PLAN AMENDMENTS

Fort Bend County proposes to amend its approved FYs 2007 and 2009 Consolidated Action Plans. The Consolidated Plan regulations at 24 CFR 91.505 state that a jurisdiction shall amend its approved plan whenever it makes one of the following decisions:

- (1) To make a change in its allocation priorities or a change in the method of distribution of funds;
- (2) To carry out an activity, using funds from any program covered by the consolidated plan (including program income), not previously described in the action plan; or
- (3) To change the purpose, scope, location, or beneficiaries of an activity.

In addition, Fort Bend County has identified in its citizen participation plan the criteria it uses for determining what constitutes substantial amendments that are subject to a citizen participation process, in accordance with the County's citizen participation plan. The definitions and/or criteria for what constitutes a substantial change for the purpose of amending the consolidated plan are as follows:

- (1) Purpose: The purpose is substantially changed if the overall purpose for which a project is funded changes. Changing a specific objective without changing the overall purpose of the project will not be considered a substantial change.
- (2) Scope: The scope is substantially changed if the original estimated cost of the project is increased by twenty percent or more.
- (3) Location: The location is substantially changed if the service area of a project changes from the original service area.
- (4) Beneficiaries: The beneficiaries are substantially changed if there is a change in type or the number is increased by twenty percent or more.

The Fort Bend County FYs 2007 and 2009 Consolidated Action Plan Amendments are available for public review and comment. The public is encouraged to submit written comments by Tuesday, July 5, 2011 to Marilyn Kindell, Community Development Director, at 4520 Reading Road, Suite A, Rosenberg, Texas 77471. Comments will be incorporated into the Consolidated Action Plan Amendments, as appropriate.

### FORT BEND COUNTY, TEXAS FY 2007 CONSOLIDATED PLAN AMENDMENT COMMUNITY DEVELOPMENT BLOCK GRANT PROGRAM (CDBG)

Funds are available to be reprogrammed from:	
FY 2007 Kendleton Wastewater Treatment Plant	\$42,000.00
Total Available To Be Reprogrammed	\$42,000.00

Projects to be funded are:	
FY 2007 Kendleton Mitchell Road Improvements	\$42,000.00
Total Reprogrammed Amount	\$42,000.00

### FORT BEND COUNTY, TEXAS FY 2009 CONSOLIDATED PLAN AMENDMENT EMERGENCY SHELTER GRANT PROGRAM (ESG)

Funds are available to be reprogrammed from:	
FY 2009 Fort Bend County Social Service Department	
Emergency Rent, Mortgage and Utility Assistance	\$17,759.00
Total Available To Be Reprogrammed	\$17,759.00

Projects to be funded are:	
FY 2009 Fort Bend Women's Center Operations	\$6,000.00
FY 2009 Parks Youth Ranch Operations	\$6,000.00
FY 2009 Fort Bend County Social Service Department	
Emergency Rent, Mortgage and Utility Assistance	\$5,759.00
Total Reprogrammed Amount	\$17,759.00

## LEGAL NOTICE

## INVITATION TO BIDDERS

Sealed Bids will be received in the Office of Gilbert D. Jalomo, Jr., County Purchasing Agent, Fort Bend County, Rosenberg Annex, 4520 Reading Road, Suite A, Rosenberg, TX 77471 the following until THURSDAY, JUNE 23, 2011 at 1:30 PM (CST). All bids will then be publicly opened and read in the Office of the Purchasing Agent, Rosenberg Annex, 4520 Reading Road, Rosenberg, TX 77471. Bids received after the specified time will be returned unopened.

**BID 11-074 - PUBLIC SUPPLY WELL**  
Unit pricing is required; payment will be by check after products/services are rendered. Bonds are required. Fort Bend County reserves the right to reject any or all bids.

Signed:  
Gilbert D. Jalomo, Jr.,  
Purchasing Agent  
Fort Bend County, Richmond, Texas



**Fort Bend County Community Development Department  
FY 2011 Consolidated Action Plan  
Public Meeting  
Rosenberg Annex Training Room  
June 14, 2011  
10:00 a.m.**

- I. Introduction
- II. Review of FY 2011 Consolidated Action Plan
- III. Speakers
- IV. Questions and Answers

**Community Development Staff:**

Marilynn Kindell, Director  
Carol Borrego, Planner  
Carla Hannah Beckendorff, Rehabilitation Specialist  
Karen Bringol, Program Coordinator  
Zelia Brown, Program Coordinator  
Annette Mata, Receptionist  
Debra Watson, Administrative Secretary      email: [watsodeb@co.fort-bend.tx.us](mailto:watsodeb@co.fort-bend.tx.us)

**FORT BEND COUNTY COMMUNITY DEVELOPMENT DEPARTMENT**  
**FY 2011 Consolidated Action Plan**  
**Comment Form**

Comments: \_\_\_\_\_  
\_\_\_\_\_  
\_\_\_\_\_  
\_\_\_\_\_  
\_\_\_\_\_  
\_\_\_\_\_  
\_\_\_\_\_  
\_\_\_\_\_  
\_\_\_\_\_  
\_\_\_\_\_

Name: \_\_\_\_\_

Organization: \_\_\_\_\_

Address: \_\_\_\_\_

City, State, Zip Code: \_\_\_\_\_

Area Code/Telephone Number: \_\_\_\_\_

Fax Number: \_\_\_\_\_

E-Mail Address \_\_\_\_\_

Please mail this form to:     Fort Bend County  
   Community Development Department  
   4520 Reading Road, Suite A  
   Rosenberg, Texas 77471

\_\_\_\_\_  
For office use only.

Date received: \_\_\_\_\_

**FORT BEND COUNTY COMMUNITY DEVELOPMENT DEPARTMENT  
REQUEST FOR DRAFT FY 2011 CONSOLIDATED ACTION PLAN**

Please send me the **DRAFT** FY 2011 Consolidated Plan.

\_\_\_\_\_ 3 ½ disk (Microsoft Word 2007)

\_\_\_\_\_ paper copy

\_\_\_\_\_ e-mail

Name: \_\_\_\_\_

Organization: \_\_\_\_\_

Address: \_\_\_\_\_

City, State, Zip Code: \_\_\_\_\_

Area Code/Telephone Number: \_\_\_\_\_

Area Code/Fax Number: \_\_\_\_\_

E-Mail Address \_\_\_\_\_

Please mail this form to:     Fort Bend County  
   Community Development Department  
   4520 Reading Road, Suite A  
   Rosenberg, Texas 77471

---

For office use only.

Date request received: \_\_\_\_\_

Date request sent: \_\_\_\_\_

Staff person: \_\_\_\_\_

(Please print.)

[illegible]



**APPENDIX B**  
**FYs 2010-2015 PRIORITY NEEDS TABLES AND FIVE YEAR GOALS**

**Table 1A**  
**Homeless and Special Needs Populations**

**Continuum of Care: Housing Gap Analysis Chart**

		Current Inventory	Under Development	Unmet Need/ Gap
--	--	-------------------	-------------------	-----------------

**Individuals**

Example	Emergency Shelter	100	40	26
Beds	Emergency Shelter	0	0	
	Transitional Housing	0	0	
	Permanent Supportive Housing	0	0	
	Total	0	0	

**Persons in Families with Children**

Beds	Emergency Shelter	65	0	
	Transitional Housing	0	0	
	Permanent Supportive Housing	0	0	
	Total	0	0	

**Continuum of Care: Homeless Population and Subpopulations Chart**

Part 1: Homeless		Sheltered		Unsheltered	Total
Population		Emergency	Transitional		
Number of Families with Children (Family Households):		0	0	0	0
1. Number of Persons in Families with Children		65	0	0	0
2. Number of Single Individuals and Persons in Households without children		0	0	0	0
(Add Lines Numbered 1 & 2 Total Persons)		65	0	0	0
Part 2: Homeless Subpopulations		Sheltered		Unsheltered	total
a. Chronically Homeless		0		1000	1000
b. Seriously Mentally Ill		0			
c. Chronic Substance Abuse		0			
d. Veterans		0			
e. Persons with HIV/AIDS		0			
f. Victims of Domestic Violence		0			
g. Unaccompanied Youth (Under 18)		0			

**Table 1B**  
**Special Needs (Non-Homeless) Populations**

<b>SPECIAL NEEDS SUBPOPULATIONS</b>	<b>Priority Need Level High, Medium, Low, No Such Need</b>	<b>Unmet Need</b>	<b>Dollars to Address Unmet Need</b>	<b>Multi- Year Goals</b>	<b>Annual Goals</b>
Elderly	25,400 H				
Frail Elderly	11,954 H				
Severe Mental Illness	3,330 H				
Developmentally Disabled	3,531 H				
Physically Disabled	4,277 H				
Persons w/ Alcohol/Other Drug Addictions	6,352 H				
Persons w/HIV/AIDS	428 H				
Other					
Abused and Neglected Children	H				
Incapacitated Persons*	H				
<b>TOTAL</b>					

**Table 2A**  
**Priority Needs Summary Table**

<b>PRIORITY HOUSING NEEDS</b> <b>(households - Hhs)</b>		<b>Priority</b>		<b>Unmet Need</b>
<b>Renter</b>	<b>Small Related</b> 1,001 Hhs	0-30%	H	
	938	31-50%	H	
	1,493 Hhs	51-80%	<b>H</b>	
	<b>Large Related</b> 347 Hhs	0-30%	H	
	510 Hhs	31-50%	H	
	510 Hhs	51-80%	<b>H</b>	
	<b>Elderly</b> 513 Hhs	0-30%	H	
	235	31-50%	H	
	193 Hhs	51-80%	<b>H</b>	
	<b>All Other</b> 541 Hhs	0-30%	H	
	858 Hhs	31-50%	H	
	858 Hhs	51-80%	<b>H</b>	
<b>Owner</b>	2,433 Hhs	0-30%	H	
	2,942 Hhs	31-50%	H	
	5,554 Hhs	51-80%	H	
<b>Special Needs</b>	5,022 Hhs	0-80%	H	
<b>Total Goals</b>				
<b>Total 215 Goals</b>				
Total 215 Renter				
Total 215 Owner				



**TABLE 2B  
COMMUNITY DEVELOPMENT NEEDS**

<b>Priority Community Development Needs</b>	<b>Priority Need Level (High, Medium, Low, No Such Need)</b>	<b>Unmet Priority Need</b>	<b>Dollars to Address Unmet Priority Need</b>	<b>Goals</b>
<b>Public Facility Needs (projects)</b>				
1a Senior Centers	M			
1b Handicapped Centers	M			
1c Homeless Facilities	H			
1d Youth Centers	M			
1e Child Care Centers	M			
1f Health Facilities	M			
1g Neighborhood Facilities	H			
1h Parks and/or Recreation Facilities	M			
1i Parking Facilities	N			
1j Non-Residential Historic Preservation	L			
1k Other Public Facility Needs	L			
<b>Infrastructure (projects)</b>				
2a Water/Sewer Improvements	H			
2b Street Improvements	H			
2c Sidewalks	L			
2d Solid Waste Disposal Improvements	H			
2e Flood Drainage Improvements	H			
2f Other Infrastructure	M			
<b>Public Services (people)</b>				
3a Senior Services	H			
3b Handicapped Services	H			
3c Youth Services	M			
3d Child Care Services	M			
3e Transportation Services	H			
3f Substance Abuse Services	L			
3g Employment/Training Services	H			
3h Health Services	M			
3i Lead Hazard Screening	M			
3j Crime Awareness	L			
3k Other Public Services Needs	M			

**TABLE 2B**  
**COMMUNITY DEVELOPMENT NEEDS**  
**(continued)**

<b>Priority Community Development Needs</b>	<b>Priority Need Level (High, Medium, Low, No Such Need)</b>	<b>Unmet Priority Need</b>	<b>Dollars to Address Unmet Priority Need</b>	<b>Goals</b>
<b>Economic Development</b>				
4a ED Assistance to For-Profit (businesses)	L			
4b ED Technical Assistance (businesses)	L			
4c Micro-Enterprise Assistance (businesses)	L			
4d Rehab; Publicly- or Privately-Owned Commercial/Industrial (projects)	L			
4e C/I* Infrastructure Development (businesses)	L			
4f Other C/I Improvements (projects)	L			
<b>Planning</b>				
5 Planning	H			
<b>Total Estimated Dollars Needed:</b>				

\*Commercial or Industrial Improvements by Grantee or Non-profit.

**Table 3.1 Summary Decent Housing Objectives, Fort Bend County, FY 2010.**

DH 1:	<b>Objective 1: Provide assistance to increase the availability of standard quality housing to extremely low-income, low-income and moderate-income households.</b>
DH 1.1	Provide down payment and closing costs to <b>100</b> first-time homeowners. (20 housing units per year.) (Nine (9) minority homebuyers per year/43 minority homebuyers in five years.)
DH 1.2	Provide rental assistance to <b>10</b> extremely low-income, low-income, and moderate-income renter-occupied households. (2 housing units per year.)
DH 1.3	Produce <b>20</b> new units, especially for the special needs populations - elderly, frail elderly, persons with disabilities, persons with alcohol and drug addictions, and persons with AIDS. (4 housing units per year.)
DH 1.4	Assist <b>1</b> neighborhood-based group in becoming a CHDO for the HOME Program.
<b>DH 1.5</b>	<b><i>Acquire, rehabilitate and sell at least 10 foreclosed homes. (2 per year)</i></b>
<b>DH 1.6</b>	<b><i>Redevelop demolished or vacant properties to provide 4 affordable housing units. (.80 units per year)</i></b>
DH 2:	<b>Objective 2: Provide housing rehabilitation to owner-occupied and renter-occupied households</b>
DH 2.1.	Provide owner-occupied rehabilitation assistance to <b>50</b> extremely low-income, low-income and moderate-income households. (10 housing units per year.)
DH 2.2	Provide housing repairs including roofs, minor repairs and septic tanks to <b>100</b> owner-occupied housing units. (20 housing units per year.)
<b>DH 2.3</b>	<b><i>Provide water and/or sewer connections to at least 50 homes. (10 per year)</i></b>
<b>DH 2.4</b>	<b><i>Demolition and reconstruction of three (3) owner-occupied residential properties.</i></b>
DH 3:	<b>Objective 3: Provide a Continuum of Care to potential homeless and homeless persons.</b>
DH 3.1	Provide for the rehabilitation and/or reconstruction of at least <b>1</b> new homeless shelter.
DH 3.2	Provide rental assistance for <b>5</b> homeless persons. (1 person/housing unit per year.)
DH 3.3	Provide operating funds to <b>2</b> homeless shelters.
DH 3.4	Provide essential or supportive services to at least <b>50</b> homeless persons. (10 persons per year.)
DH 3.5	Assist homeless persons in the transition to permanent housing by providing 1st month's rent and utility deposits to at least <b>5</b> persons. (1 person or housing unit per year.)
DH 3.6	Prevent homelessness by providing emergency rent, mortgage, and utility assistance to at least <b>5</b> persons. (1 person or housing unit per year.)
DH 3.7	Provide <b>5</b> housing units accessible to the special needs population, especially elderly persons and persons with disabilities. (1 housing unit per year.)
DH 3.8	Provide supportive services to <b>20</b> special needs persons. (4 persons per year.)
DH 3.9	Rehabilitate <b>10</b> housing units for accessibility purposes especially elderly persons and persons with disabilities. (2 housing units per year.)

\*goals italicized and in bold denote additions to FY 2005-2010 goals.

**Table 3.2: Summary of Suitable Living Environment Objectives, Fort Bend County, FY 2010.**

**SLE 1: Objective 1: Improving and expanding infrastructure**

- SLE 1.1 Reconstruction or paving of streets in at least one *(1)* community.
- SLE 1.2 Construction of flood drainage improvements in at least one *(1)* community.
- SLE 1.3 Water and/or sewer improvements in at least five *(5)* communities.
- SLE 1.4 Construction of at least one *(1)* community or recreational center.
- SLE 1.5 Park improvements in at least one *(1)* community.
- SLE 1.6 Provide for the demolition of at least five (5) structures (1 structure per year)***
- SLE 1.7 Provide waste management improvements in at least 1 community.***

**SLE 2: Objective 2: Improving and expanding social services**

- SLE 2.1 Provide meals to at least *100* persons. (20 persons per year.)
- SLE 2.2 Construction of one *(1)* neighborhood community center to provide space for social service organizations and agencies.
- SLE 2.3 Provide assistance to *500* illiterate persons. (100 persons per year.)
- SLE 2.4 Provide support or recreational services to *50* handicapped or disabled persons. (10 persons per year.)
- SLE 2.5 Provide services to *100* abused and/or neglected children. (20 children per year.)
- SLE 2.6 Provide case management and other related services to 25 incapacitated persons (5 persons per year)***

\* goals italicized and in bold denote additions to FY 2005-2010 goals.

---



**Table 3.3: Summary of Economic Development Objectives, Fort Bend County, FY 2010.**

ED 1	<b>Objective 1: Providing assistance to extremely-low-, low- and moderate-income individuals.</b>
ED 1.1	Provide assistance to <b>500</b> illiterate persons in the County. (100 persons per year.)
ED 1.2	Provide supportive services at least ten ( <b>10</b> ) persons. (2 persons per year.)
ED 2	<b>Objective 2: Providing assistance to extremely-low-, low- and moderate-income neighborhoods and communities.</b>
ED 2.1	Reconstruction or paving of streets in at least one ( <b>1</b> ) community.
ED 2.2	Construction of flood drainage improvements in at least one ( <b>1</b> ) community.
ED 2.3	Construction of new water and/or sewer improvements in at least one ( <b>1</b> ) community.
ED 2.4	Construction of at least one ( <b>1</b> ) community or recreational center.
ED 2.5	Park improvements in at least one ( <b>1</b> ) community.
ED 2.6	Provide housing assistance programs (tap-ins, septic tanks) in at least two ( <b>2</b> ) low-income communities.
<b>ED 2.7</b>	<b><i>Provide for the demolition of at least five (5) structures (1 structure per year)</i></b>
<b>ED 2.8</b>	<b><i>Provide waste management improvements in at least 1 community.</i></b>
<b>ED 2.9</b>	<b><i>Provide planning assistance to at least one community.</i></b>

\* goals italicized and in bold denote additions to FY 2005-2010 goals

## **APPENDIX C**

### **MONITORING STRATEGY**

## **APPENDIX C MONITORING STRATEGY**

Fort Bend County's monitoring process is viewed as a tool for avoiding problems and improving performance. It emphasizes positive feedback to subrecipients about what they have done well, in addition to pointing out areas for improvement. Built into the process are opportunities for dialogue with subrecipients to develop a better appreciation of their perspectives and to identify and resolve points of miscommunication or misunderstanding.

### **THE MONITORING PROCESS**

Fort Bend County's monitoring process is an on-going procedure of planning, implementation, communication and follow-up. Fort Bend County conducts four types of monitoring – programmatic, fiscal, desk audits and construction/rehabilitation monitoring. On-site monitoring is conducted annually unless the subrecipient is considered high-risk after analyzing the following: 1) the subrecipient is new to the CDBG or HOME programs, 2) the subrecipient has previous compliance or performance problems, 3) the subrecipient has timeliness problems, or 4) if the agency has a history of turnovers in key staff positions. For these agencies, a more frequent monitoring schedule is developed. Staff also performs monthly desk audits that consist of reviewing client data reports, cost control reports and invoices.

The Community Development Department staff has the responsibility to ensure that CDBG and HOME funds are used in accordance with all applicable requirements. This strategy will cover the key components of the monitoring process.

### **PROGRAMMATIC MONITORING PROCESS**

Schedule appointment: The Community Development monitor will contact the agency to arrange for the monitoring visit. The monitoring visit will be confirmed in writing at least one week prior to the scheduled visit. Each agency will be monitored a minimum of once annually. Programmatic and fiscal monitoring may or may not be scheduled concurrently. In some cases it may be necessary to perform a follow up monitoring visit.

Entrance Conference: Monitors meet with agency director or a board member to answer any questions regarding the monitoring process. Monitors will also meet staff responsible for the intake process, preparation for reports of units of service and direct service providers

#### Review of Records:

Records will be selected and reviewed. Copies of certain documents and records may be made for purposes of preparing the report. Records that will be reviewed by the monitor include but are not limited to:

- Units of service reports sent to CD for the period under review.
- Daily logs, time sheets, or other documents used to derive the number of units reported.

- Any back up documents to support the tally number, such as manual worksheets.
  - A list of client records will be requested after review of the unit tallies, these client records should include eligibility documentation and records of services provided.
  - The agency's liability insurance policy (with the pages marked), in compliance with the required limits of liability specified in the contract and a 30-day prior notice of insurance coverage cancellation.
- A. Monitors will review monthly reports that are submitted by the agency. Agencies will be required to submit a monthly report to include:
- Reimbursement Request, including backup information  
Employee Monthly Time Report  
Client Data Reports  
Employee Data Report
- B. The monitor will check the agency records against CD records for the following:
- To determine if amounts in agency records reported for each month match amounts noted in CD records.
  - To determine if the report is presented in a timely manner.
  - To determine if the report is completed in a satisfactory manner.
  - To determine if the quantity of units provided is comparable to the amount of funds expended.
- C. The monitor will review the documents used by the agency to derive the number of units reported to CD.
- Check system of tallies to make certain it is sound and workable.
  - Determine the method used to distinguish CD clients from clients not billed to the CD contract. Determine if this method is usable and satisfactory.
  - Determine whether the number of units reported in sample months matches the number in the backup documents.
  - Determine if units are in keeping with the contract definition.
  - If units are differentiated between types, determine that only units of the types listed in the contract are billed for CD clients.
  - Develop a list of client files to be reviewed from the sample months, listing client number, client name, date of service, number of units served and type of service.
  - Present list to staff and allow a reasonable length of time for client files to be pulled for review.



D. The monitor will review client files for:

- Documentation of eligibility that is dated within twelve months of the sample service date:
- Documentation of residence within Fort Bend County, excluding the cities of Houston, Katy, Missouri City and Sugar Land.
- Documentation of income equal to or lower than 80% of the median income for Fort Bend County.
- Documentation of the provision of services which meet the terms of the contract
- Determination of date of service and type of service provided which was taken from the tally log is also recorded in the client file and appears to be reasonable.
- Determination of whether services being provided are in accordance with the contract, whether client is in contract's target population and whether there is information in the client's file which conflicts with the documentation.
- Determination if client notes are dated, reflect the units provided, are signed by the caseworker, complete and informative as to the client's progress.

Throughout the course of the on-site visit, the monitor will observe interactions between staff and clients and the condition of the facility.

The monitor will observe whether the Equal Employment Opportunity placard has been posted as required by law:

- Observe whether official placard has been posted
- Determine if it is available for viewing by employees
- Determine if it is available for viewing by applicants for employment

Exit Conference:

At the end of the visit, the monitor will meet with agency director to discuss the results of the monitoring. Director may invite staff and/or board members as deemed appropriate to:

- Discuss findings, if any, and methods of correcting each individual deficiency
- Discuss concerns, if any, and methods of correcting concerns
- Discuss any observations made regarding the agency and offer technical assistance where applicable
- Answer any questions agency director or staff may have

Monitoring Report:

A monitoring report will be sent to the agency 1) to formally recognize the agency for doing a good job; 2) to create a permanent written record of what was found during the monitoring review and 3) to advise the agency of the monitoring visit findings or concerns. The report will set a deadline for the agency's response and request that the agency indicate how any findings or concerns will be addressed.

## **FISCAL MONITORING PROCESS**

Schedule appointment: The Community Development monitor will contact the agency to arrange for the monitoring visit. The monitoring visit will be confirmed in writing at least one week prior to the scheduled visit. Programmatic and fiscal monitoring may or may not be scheduled concurrently. Each agency will be monitored a minimum of once annually. In some cases it may be necessary to perform a follow up monitoring visit.

Entrance Conference: Monitors meet with agency director or a board member to answer any questions regarding the monitoring process. Monitors will also meet staff responsible for the intake process, preparation for reports of units of service and direct service providers.

Records will be selected and reviewed. Copies of certain documents and records may be made for purposes of preparing the report. Records that will be reviewed by the monitor include, but are not limited to:

Time and attendance reports (time sheets or time cards)

- Payroll register
- Cash receipts journal
- Check disbursement journal or check register
- Employer's payroll tax reports – quarterly federal tax return (941), annual federal unemployment report (940), quarterly state unemployment reports (C-3 & C-4), and deposit records (8109, etc.)
- Bank statements and/or cancelled checks
- General ledgers
- Invoices and purchase orders
- Bank reconciliation
- Any additional item (vouchers, documents, financial reports, records, etc.) needed to verify transactions

### Review Records - Personnel:

A. Salaries – The monitor will:

- Review time and attendance reports for time billed to Community Development and verification of reports by supervisor.
- Check to see if there is a clear audit trail between the time and attendance reports, payroll register, general ledger accounts and federal and state reports.
- Test computation for gross amounts, deductions, and net payments.
- Verify cancelled checks for amounts and endorsements.
- Verify employees' time from time reports to the time reported to Community Development on Employee Monthly Time Report.
- Verify that the salary costs requested for reimbursement are allowable under the terms of the contract.

B. Fringe Benefits – The monitor will:

- Verify employer's quarterly tax reports.
- Verify payments made to the bank for payroll taxes.
- Verify health insurance policy
- Select insurance invoices to verify that the amounts requested for reimbursement apply only to Community Development-funded employees.
- Verify fringe benefits costs from payroll register to general ledger accounts.

C. Property and Equipment files (if applicable) – The monitor will:

- Verify invoices and payments.
- Verify purchase of equipment is in agreement with general ledger account and financial reports.
- Ensure that purchased equipment is allowable.
- Verify calculation of depreciation (if applicable).
- Make physical inspection of equipment (if applicable).

D. General/Other Operating Expenses – The monitor will:

- Examine invoices and related canceled checks.
- Review invoices for approvals and account distribution.
- Determine if the costs are allowable.
- Verify agency's line item costs to amounts requested for reimbursement.
- Verify that amounts requested for reimbursement agree with posting to general ledger.

E. Financial Records/Revenue – The Monitor will:

- Prove footings of cash journals and trace posting to general ledger accounts.
- Verify bank activity with cash receipts journal.
- Verify check payable to cash or to bearer.
- Compare cash receipts month end journal totals posted to general ledger account.
- Verify amounts disbursed by the County to reconcile with funds received by the agency.

F. Overall Accounting Review – The monitor will:

- Review the process used to record the various transactions and determine if it is effective.
- Review the actual transactions and their supporting documentation, determining eligible reimbursement expenses. In order for an expenditure to be considered eligible for reimbursement, the following requirements must be met:
- An expenditure must be for the current funding period.
- Be a line item on the proposed budget

- Have available funds for that line item
- Be an expenditure related to CD activity
- Review the overall agency performance to determine if it is within compliance according to the contractual terms and conditions.
- Conduct an analysis to determine if the prior year's monitoring findings have been corrected and are not being repeated.

#### Exit Conference:

At the end of the visit, the monitor will meet with agency director to discuss the results of the monitoring. Director may invite staff and/or board members as deems appropriate to:

- Discuss findings, if any, and methods of correcting each individual deficiency
- Discuss concerns, if any, and methods of correcting concerns
- Discuss any observations made regarding the agency and offer technical assistance where applicable
- Answer any questions agency director or staff may have

#### Monitoring Report:

A monitoring report will be sent to the agency to 1) formally recognize the agency for doing a good job; 2) create a permanent written record of what was found during the monitoring review and 3) advise the agency of the monitoring visit findings or concerns. The report will set a deadline for the agency's response and request that the agency indicate how the findings will be addressed. A written response will not be required for concerns noted in the report.

### **DESK AUDIT PROCESS**

Monthly during the program year the monitor conducts a desk review of the agency's client data reports, cost control reports and invoices. The monitor may require the Agency to submit additional documentation to the office for examination. The monitor may contact the agency by telephone or email or meet with agency director or appropriate staff to discuss any inconsistencies and/or problems. The monitor may offer technical assistance to resolve any issues. Upon completion of the desk audit, the monitor will determine if the invoice is approved for payment. When the invoice is approved for payment the monitor will submit the invoice for payment processing.

### **CONSTRUCTION MONITORING PROCESS**

Fort Bend County Community Development staff is also responsible for monitoring all construction and rehabilitation projects for compliance with HUD regulations and acceptable industry standards. Staff shall be responsible for the following:

- Identifying the required and desired work to be done;



- Consult with, advise and review with appropriate professionals and other personnel the work to be done and the bid proposal;
- Conduct compliance inspections, on a regular basis, to assure that the construction or rehabilitation work is being completed in accordance with the construction contract and appropriate specifications;
- Review contractor invoices and pay requests prior to approving payments to the contractors; and
- Conduct a final inspection to determine that the construction or rehabilitation work has been completed in accordance with the contract and all local, state and federal codes and regulations.

**APPENDIX D**  
**HOME PROGRAM**  
**GUIDELINES FOR RESALE FOR HOMEBUYERS**

**APPENDIX D  
HOME PROGRAM  
GUIDELINES FOR RESALE FOR HOMEBUYERS**

If Fort Bend County intends to use HOME funds for first-time homebuyers, the guidelines for recapture must meet the following test. The recapture provisions must apply to the housing for a period specified below:

The HOME-assisted housing must meet the affordability requirements for not less than the applicable period specified in the following table, beginning after project completion. For multi-unit homeownership assisted projects, the affordability begins after the last HOME-assisted housing project is completed and the project completion report is submitted to HUD.

Homeownership assistance HOME amount per unit	Minimum period of affordability in years
Under \$15,000.....	5
\$15,000 to \$40,000.....	10
Over \$40,000.....	15

This section includes recapture guidelines to meet the provisions of Section 92.254(a)(5)(ii)(A). There are several options for recapture included in Section 92.254 that are acceptable by HUD; however, **Fort Bend County has adopted the HUD recapture option of reducing the HOME investment amount during the affordability period for single family housing.** The period of affordability is based upon the total amount of HOME funds subject to recapture as described in 92.254(a)(5)(ii)(A)(5). Fort Bend County will reduce the HOME investment amount to be recaptured on a pro rata basis for the time the homeowner has owned and occupied the housing measured against the required affordability period. This option also was used as the recapture requirements for Fort Bend County's HOPE 3 Program, therefore allowing Fort Bend County to maintain consistency in both homeownership programs. As stated before, for multi-unit homeownership assisted projects, the affordability begins after the last HOME-assisted housing project is completed and project completion report is submitted to HUD.

**APPENDIX E  
HOME PROGRAM  
AFFIRMATIVE MARKETING STRATEGY**

Section L. Specific HOME Submission Requirements, Item 5, requires the County to make a statement of policy and procedures to be followed in meeting the requirements for affirmative marketing according to 24 CFR 351. In addition, the participating jurisdiction (pj) must adopt affirmative marketing procedures and requirements for HOME-assisted housing containing five (5) or more housing units. Affirmative marketing steps consist of actions to provide information and otherwise attract eligible persons from all racial, ethnic, and gender groups in the housing market ate to the available housing. The affirmative marketing requirements and procedures adopted by the pj must include each of the areas listed in 24 CFR 92.351(b). The County's affirmative marketing strategy is included as **Appendix E**.



## **HOME PROGRAM AFFIRMATIVE MARKETING STRATEGY**

The HOME Program guidelines require each recipient to adopt a strategy for informing and soliciting applications from people who are least likely to apply, because of race, color, religion, sex, handicap, familial status, or national origin, for the program without special outreach, consistent with the affirmative fair housing marketing requirements.

Affirmative marketing steps consist of actions to provide information and otherwise attract eligible persons from all racial, ethnic, and gender groups in the housing market area to the available housing. The following strategy is based on the sample affirmative fair housing strategy in 24 CFR 92.351 for the HOME Program recommended by HUD. The sample strategy states that affirmative marketing requirements and procedures must include:

- (1) Methods for informing the public, owners, and potential tenants about federal fair housing laws and the participating jurisdiction's affirmative marketing policy (e.g., the use of the Equal Housing Opportunity logotype or slogan in press releases and solicitations for owners, and written communication to fair housing and other groups);
- (2) Requirements and practices each owner must adhere to in order to carry out the participating jurisdiction's affirmative marketing procedures and requirements (e.g., use of commercial media, use of community contacts, use of the Equal Housing Opportunity logotype or slogan, and display of fair housing poster);
- (3) Procedures to be used by owners to inform and solicit applications from persons in the housing market area who are not likely to apply for the housing without special outreach (e.g. use of community organizations, places of worship, employment centers, fair housing groups, or housing counseling agencies);
- (4) Records that will be kept describing actions taken by the participating jurisdiction and by owners to affirmatively market units and records to assess the results of these actions; and
- (5) A description of how the participating jurisdiction will assess the success of affirmative marketing actions and what corrective actions will be taken where affirmative marketing requirements are not met. [92.351]

### **Affirmative Marketing Policy**

This affirmative marketing policy pertains to all housing assisted by the Fort Bend County Community Development Department for the HOME Program. Fort Bend County will annually assess the affirmative marketing program to determine its success and will take any necessary corrective actions. The affirmative marketing requirements and procedures include the following:

- (1) Fort Bend County will use the Equal Housing Opportunity logotype/slogan in all press releases or notices to the public or solicitations pertaining to housing for the HOPE 3 Program.
- (2) Fort Bend County will:

- (i) use major and community newspapers, community contacts, and the Equal Opportunity logotypes/slogan when advertising vacant housing units;
  - (ii) perform special outreach to persons in the housing market area who are not likely to apply for the housing without special outreach. Special outreach may include contacting community organizations, places of worship, employment centers, fair housing groups, or housing counseling agencies; and,
  - (iii) maintain copies of all materials used to affirmatively market vacant housing units, records documenting actions taken by the County to affirmatively market vacant housing, and any other documentation required by HUD.
- (3) Fort Bend County will assess the affirmative marketing efforts annually. If affirmative marketing efforts are not successful, the County will determine the corrective actions necessary to meet the affirmative marketing requirements.

**APPENDIX F**  
**HOME PROGRAM**  
**MINORITY/WOMEN'S OUTREACH PROGRAM**

In Section L. Specific HOME Submission Requirements, Item 6, the County was required to make a statement of policy and procedures to be followed to meet the requirements for establishing and overseeing a minority and women business outreach program under 24 CFR 92.350. The County's policy and procedures are included as **Appendix F**.

## **APPENDIX F HOME PROGRAM MINORITY/WOMEN'S OUTREACH PROGRAM**

This section includes Fort Bend County's statement of policy and procedures to be followed by the County to meet the requirements for establishing and overseeing a minority and woman's business outreach program under 24 CFR 92.350 and 92.351, respectively.

### **Guidelines For Minority Business Outreach Efforts**

Section 281 of the HOME Investment Partnership Act and 24 CFR 92.350 require that Fort Bend County prescribe procedures acceptable to HUD to establish and oversee a minority outreach program. The program shall include minority and woman-owned businesses in all contracting activities entered into by Fort Bend County to facilitate the provision of affordable housing authorized under this Act or any other Federal housing law applicable to the County. Therefore, minimum HUD standards require that Fort Bend County's outreach effort to minority and woman-owned businesses be:

- (1) A good faith, comprehensive and continuing behavior;
- (2) Supported by a statement of public policy and commitment published in the print media of widest local circulation;
- (3) Supported by an office and/or key, ranking staff person with oversight responsibilities and access to the chief elected official; and
- (4) Designed to use all available and appropriate public and private sector local resources.

### **Guidelines For A Minority/Woman Business Outreach Program**

Under the minimum HUD standards cited above, the following guidelines will be used by Fort Bend County in implementing outreach programs to ensure the inclusion, to maximum extent possible, of entities owned by minorities and women. Fort Bend County will:

- (1) Develop a systematic method for identifying and maintaining an inventory of certified minority and women's business enterprises (MBEs and WBEs), their capabilities, services, supplies and/or products;
- (2) Use the local media, electronic and print, to market and promote contract and business opportunities for MBEs and WBEs;
- (3) Develop informational and documentary materials (fact sheets, program guides, procurement forecasts, etc.) on contract/subcontract opportunities for MBEs and WBEs;
- (4) Develop solicitation and procurement procedures that facilitate opportunities for MBEs and WBEs to participate as vendors and suppliers of goods and services;
- (5) Sponsor business opportunity-related meetings, conferences, seminars etc., with minority and women business organizations;
- (6) Maintain centralized records with statistical data on the use and participation of MBEs and WBEs as contractors/subcontractors in all HUD-assisted program contracting activities.



**APPENDIX G**  
**HUD TABLE 3A: SUMMARY OF SPECIAL ANNUAL OBJECTIVES**

**New Specific Objective**

### Summary of Specific Annual Objectives

Specific Obj. #	Outcome/Objective Specific Annual Objectives	Sources of Funds	Performance Indicators	Year	Expected Number	Actual Number	Percent Completed
<b>DH-1</b>	<b>Availability/Accessibility of Decent Housing</b>						
<b>DH-1 (1)</b>	Objective 1: Provide assistance to increase the availability of standard quality housing to extremely-low-, low-, and moderate-income households.	HOME	Households/Housing Units:	2010	10		0%
				2011	10		0%
				2012	10		0%
				2013	10		0%
				2014	10		0%
	DH 1.1: Provide downpayment and closing costs to 100 first time homeowners. (20 housing unit per year).	Source of Funds #3	<b>MULTI-YEAR GOAL</b>		<b>100</b>	<b>0</b>	0%
		Source of Funds #1	Performance Indicator #2	2010			#DIV/0!
				2011			#DIV/0!
		Source of Funds #2		2012			#DIV/0!
				2013			#DIV/0!
		Source of Funds #3		2014			#DIV/0!
			<b>MULTI-YEAR GOAL</b>			<b>0</b>	#DIV/0!
		Source of Funds #1	Performance Indicator #3	2005			#DIV/0!
				2006			#DIV/0!
		Source of Funds #2		2007			#DIV/0!
				2008			#DIV/0!
		Source of Funds #3		2009			#DIV/0!
			<b>MULTI-YEAR GOAL</b>			<b>0</b>	#DIV/0!

**New Specific Objective**

### Summary of Specific Annual Objectives

Specific Obj. #	Outcome/Objective Specific Annual Objectives	Sources of Funds	Performance Indicators	Year	Expected Number	Actual Number	Percent Completed
<b>DH-1</b>	<b>Availability/Accessibility of Decent Housing</b>						
<b>DH-1 (2)</b>	Objective 1: Provide assistance to increase the availability of standard quality housing to extremely-low-, low-, and moderate-income households.	HOME	Households/Housing Units:	2010	2		0%
				2011	2		0%
				2012	2		0%
				2013	2		0%
				2014	2		0%
		Source of Funds #3					
	DH 1.2: Provide rental assistance to 10 extremely-low, low-, and moderate-income renter occupied households. (2 units per year).	Source of Funds #1	Performance Indicator #2		<b>10</b>	<b>0</b>	0%
				2010			#DIV/0!
				2011			#DIV/0!
				2012			#DIV/0!
				2013			#DIV/0!
				2014			#DIV/0!
		Source of Funds #3	Performance Indicator #3			<b>0</b>	#DIV/0!
				2010			#DIV/0!
				2011			#DIV/0!
				2012			#DIV/0!
				2013			#DIV/0!
				2014			#DIV/0!
		Source of Funds #1	Performance Indicator #3				#DIV/0!
				2010			#DIV/0!
				2011			#DIV/0!
				2012			#DIV/0!
				2013			#DIV/0!
				2014			#DIV/0!
		Source of Funds #2	Performance Indicator #3				#DIV/0!
				2010			#DIV/0!
				2011			#DIV/0!
				2012			#DIV/0!
				2013			#DIV/0!
				2014			#DIV/0!
		Source of Funds #3	Performance Indicator #3				#DIV/0!
				2010			#DIV/0!
				2011			#DIV/0!
				2012			#DIV/0!
				2013			#DIV/0!
				2014			#DIV/0!
		Source of Funds #1	Performance Indicator #3				#DIV/0!
				2010			#DIV/0!
				2011			#DIV/0!
				2012			#DIV/0!
				2013			#DIV/0!
				2014			#DIV/0!
		Source of Funds #2	Performance Indicator #3				#DIV/0!
				2010			#DIV/0!
				2011			#DIV/0!
				2012			#DIV/0!
				2013			#DIV/0!
				2014			#DIV/0!
		Source of Funds #3	Performance Indicator #3				#DIV/0!
				2010			#DIV/0!
				2011			#DIV/0!
				2012			#DIV/0!
				2013			#DIV/0!
				2014			#DIV/0!
		Source of Funds #3	Performance Indicator #3				#DIV/0!
				2010			#DIV/0!
				2011			#DIV/0!
				2012			#DIV/0!
				2013			#DIV/0!
				2014			#DIV/0!



## Summary of Specific Annual Objectives

New Specific Objective

Specific Obj. #	Outcome/Objective Specific Annual Objectives	Sources of Funds	Performance Indicators	Year	Expected Number	Actual Number	Percent Completed
<b>DH-1</b>	<b>Availability/Accessibility of Decent Housing</b>						
DH-1 (3)	Objective 1: Provide assistance to increase the availability of standard quality housing to extremely-low-, low-, and moderate-income households.	HOME	Households/Housing Units:	2010	4		0%
				2011	4		0%
		Source of Funds #2		2012	4		0%
				2013	4		0%
		Source of Funds #3		2014	4		0%
	DH 1.3: Produce 20 new units, especially for the special needs populations - elderly, frail elderly, persons with disabilities, persons with alcohol and drug addictions, and persons with AIDS. (4 housing units per year).		<b>MULTI-YEAR GOAL</b>		<b>20</b>	<b>0</b>	<b>0%</b>
		Source of Funds #1	Performance Indicator #2	2010			#DIV/0!
		Source of Funds #2		2011			#DIV/0!
				2012			#DIV/0!
		Source of Funds #3		2013			#DIV/0!
				2014			#DIV/0!
			<b>MULTI-YEAR GOAL</b>			<b>0</b>	<b>#DIV/0!</b>
		Source of Funds #1	Performance Indicator #3	2010			#DIV/0!
		Source of Funds #2		2011			#DIV/0!
				2012			#DIV/0!
		Source of Funds #3		2013			#DIV/0!
				2014			#DIV/0!
			<b>MULTI-YEAR GOAL</b>			<b>0</b>	<b>#DIV/0!</b>

**New Specific  
Objective**

### Summary of Specific Annual Objectives

Specific Obj. #	Outcome/Objective Specific Annual Objectives	Sources of Funds	Performance Indicators	Year	Expected Number	Actual Number	Percent Completed
<b>DH-1</b>	<b>Availability/Accessibility of Decent Housing</b>						
DH-1 (4)	Objective 1: Provide assistance to increase the availability of standard quality housing to extremely-low-, low-, and moderate-income households.	HOME	Number of CHDOs:	2010	0.2		0%
				2011	0.2		0%
		Source of Funds #2		2012	0.2		0%
				2013	0.2		0%
		Source of Funds #3		2014	0.2		0%
	DH 1.4: Assist 1 neighborhood-based group in becoming a CHDO for the HOME Program.		<b>MULTI-YEAR GOAL</b>		<b>1</b>	<b>0</b>	<b>0%</b>
		Source of Funds #1	Performance Indicator #2	2010			#DIV/0!
		Source of Funds #2		2011			#DIV/0!
				2012			#DIV/0!
		Source of Funds #3		2013			#DIV/0!
				2014			#DIV/0!
			<b>MULTI-YEAR GOAL</b>			<b>0</b>	<b>#DIV/0!</b>
		Source of Funds #1	Performance Indicator #3	2010			#DIV/0!
		Source of Funds #2		2011			#DIV/0!
				2012			#DIV/0!
		Source of Funds #3		2013			#DIV/0!
				2014			#DIV/0!
			<b>MULTI-YEAR GOAL</b>			<b>0</b>	<b>#DIV/0!</b>



**New Specific  
Objective**

### Summary of Specific Annual Objectives

Specific Obj. #	Outcome/Objective Specific Annual Objectives	Sources of Funds	Performance Indicators	Year	Expected Number	Actual Number	Percent Completed
<b>DH-1</b>	<b>Availability/Accessibility of Decent Housing</b>						
<b>DH-1 (5)</b>	Objective 1: Provide assistance to increase the availability of standard quality housing to extremely-low-, low-, and moderate-income households.	NSP	Households/Housing Units:	2010	2		0%
				2011	2		0%
		Source of Funds #2		2012	2		0%
				2013	2		0%
		Source of Funds #3		2014	2		0%
	DH 1.5: Acquire, rehabilitate, and sell at least 10 foreclosed homes. (2 housing units per year).	Source of Funds #1	Performance Indicator #2	<b>MULTI-YEAR GOAL</b>		10	0
				2010			#DIV/0!
		Source of Funds #2		2011			#DIV/0!
				2012			#DIV/0!
		Source of Funds #3		2013			#DIV/0!
				2014			#DIV/0!
		Source of Funds #1	Performance Indicator #3	<b>MULTI-YEAR GOAL</b>			0
				2010			#DIV/0!
		Source of Funds #2		2011			#DIV/0!
				2012			#DIV/0!
		Source of Funds #3		2013			#DIV/0!
				2014			#DIV/0!
		Source of Funds #1	Performance Indicator #3	<b>MULTI-YEAR GOAL</b>			0
				2010			#DIV/0!
		Source of Funds #2		2011			#DIV/0!
		Source of Funds #3		2012			#DIV/0!
			Performance Indicator #3	2013			#DIV/0!
				2014			#DIV/0!

**New Specific  
Objective**

### Summary of Specific Annual Objectives

Specific Obj. #	Outcome/Objective Specific Annual Objectives	Sources of Funds	Performance Indicators	Year	Expected Number	Actual Number	Percent Completed
<b>DH-1 Availability/Accessibility of Decent Housing</b>							
DH-1 (6)	Objective 1: Provide assistance to increase the availability of standard quality housing to extremely-low-, low-, and moderate-income households.	NSP	Households/Housing Units:	2010	0.8		0%
				2011	0.8		0%
				2012	0.8		0%
				2013	0.8		0%
				2014	0.8		0%
		Source of Funds #3	<b>MULTI-YEAR GOAL</b>		<b>4</b>	<b>0</b>	<b>0%</b>
	DH 1.6: Redevelop demolished or vacant properties to provide 4 affordable housing units. (.80 housing units per year).	Source of Funds #1	Performance Indicator #2	2010			#DIV/0!
				2011			#DIV/0!
				2012			#DIV/0!
				2013			#DIV/0!
				2014			#DIV/0!
		Source of Funds #3	<b>MULTI-YEAR GOAL</b>			<b>0</b>	<b>#DIV/0!</b>
		Source of Funds #1	Performance Indicator #3	2010			#DIV/0!
				2011			#DIV/0!
				2012			#DIV/0!
				2013			#DIV/0!
				2014			#DIV/0!
		Source of Funds #3	<b>MULTI-YEAR GOAL</b>			<b>0</b>	<b>#DIV/0!</b>



**New Specific  
Objective**

### Summary of Specific Annual Objectives

Specific Obj. #	Outcome/Objective Specific Annual Objectives	Sources of Funds	Performance Indicators	Year	Expected Number	Actual Number	Percent Completed
<b>DH-2 Affordability of Decent Housing</b>							
DH-2 (1)	Objective 2: Provide housing rehabilitation to owner-occupied and renter-occupied households.	CDBG	Households/Housing Units:	2010	10		0%
				2011	10		0%
		HOME		2012	10		0%
				2013	10		0%
		Source of Funds #3		2014	10		0%
					50	0	0%
	DH 2.1: Provide owner-occupied rehabilitation assistance to 50 extremely-low, low-, and moderate-income households. (10 households/housing units per year).	Source of Funds #1	Performance Indicator #2	2010			#DIV/0!
				2011			#DIV/0!
		Source of Funds #2		2012			#DIV/0!
				2013			#DIV/0!
		Source of Funds #3		2014			#DIV/0!
						0	#DIV/0!
		Source of Funds #1	Performance Indicator #3	2010			#DIV/0!
				2011			#DIV/0!
		Source of Funds #2		2012			#DIV/0!
				2013			#DIV/0!
		Source of Funds #3		2014			#DIV/0!
						0	#DIV/0!

**New Specific  
Objective**

### Summary of Specific Annual Objectives

Specific Obj. #	Outcome/Objective Specific Annual Objectives	Sources of Funds	Performance Indicators	Year	Expected Number	Actual Number	Percent Completed
<b>DH-2 Affordability of Decent Housing</b>							
<b>DH-2 (2)</b>	Objective 2: Provide housing rehabilitation to owner-occupied and renter-occupied households.	CDBG	Households/Housing Units:	2010	20		0%
				2011	20		0%
		Source of Funds #2		2012	20		0%
				2013	20		0%
		Source of Funds #3		2014	20		0%
	DH 2.2: Provide housing repairs including roofs, minor repairs and septic tanks to 100 owner-occupied housing units. (20 housing units per year).		<b>MULTI-YEAR GOAL</b>		<b>100</b>	<b>0</b>	<b>0%</b>
		Source of Funds #1	Performance Indicator #2	2010			#DIV/0!
				2011			#DIV/0!
		Source of Funds #2		2012			#DIV/0!
				2013			#DIV/0!
		Source of Funds #3		2014			#DIV/0!
			<b>MULTI-YEAR GOAL</b>			<b>0</b>	<b>#DIV/0!</b>
		Source of Funds #1	Performance Indicator #3	2010			#DIV/0!
				2011			#DIV/0!
		Source of Funds #2		2012			#DIV/0!
				2013			#DIV/0!
		Source of Funds #3		2014			#DIV/0!
			<b>MULTI-YEAR GOAL</b>			<b>0</b>	<b>#DIV/0!</b>



**New Specific  
Objective**

### Summary of Specific Annual Objectives

Specific Obj. #	Outcome/Objective Specific Annual Objectives	Sources of Funds	Performance Indicators	Year	Expected Number	Actual Number	Percent Completed	
DH-2 Affordability of Decent Housing								
DH-2 (3)	Objective 2: Provide housing rehabilitation to owner-occupied and renter-occupied households.	CDBG	Households/Housing Units:	2010	10		0%	
				2011	10		0%	
		Source of Funds #2		2012	10		0%	
				2013	10		0%	
		Source of Funds #3		2014	10		0%	
			MULTI-YEAR GOAL			50	0	0%
		Source of Funds #1	Performance Indicator #2	2010			#DIV/0!	
				2011			#DIV/0!	
		Source of Funds #2		2012			#DIV/0!	
		2013				#DIV/0!		
	Source of Funds #3	2014			#DIV/0!			
		MULTI-YEAR GOAL				0	#DIV/0!	
	DH 2.3: Provide water and/or sewer connections to at least 50 homes (10 households/housing units per year).	Source of Funds #1	Performance Indicator #3	2010			#DIV/0!	
				2011			#DIV/0!	
		Source of Funds #2		2012			#DIV/0!	
				2013			#DIV/0!	
		Source of Funds #3		2014			#DIV/0!	
		MULTI-YEAR GOAL				0	#DIV/0!	



## Summary of Specific Annual Objectives

New Specific Objective

Specific Obj. #	Outcome/Objective Specific Annual Objectives	Sources of Funds	Performance Indicators	Year	Expected Number	Actual Number	Percent Completed	
DH-2 Affordability of Decent Housing								
DH-2 (4)	Objective 2: Provide housing rehabilitation to owner-occupied and renter-occupied households.	HOME	Households/Housing Units:	2010	0.6		0%	
				2011	0.6		0%	
		CDBG-IKE Housing		2012	0.6		0%	
				2013	0.6		0%	
		NSP		2014	0.6		0%	
			MULTI-YEAR GOAL			3	0	0%
		Source of Funds #1	Performance Indicator #2	2010			#DIV/0!	
				2011			#DIV/0!	
		Source of Funds #2		2012			#DIV/0!	
		2013				#DIV/0!		
	DH 2.4: Demolition and reconstruction of three (3) owner-occupied residential properties. (0.6 households/housing units per year).	Source of Funds #3	MULTI-YEAR GOAL	2014			#DIV/0!	
					0	#DIV/0!		
	Source of Funds #1	Performance Indicator #3		2010			#DIV/0!	
				2011			#DIV/0!	
	Source of Funds #2		2012			#DIV/0!		
			2013			#DIV/0!		
		Source of Funds #3	MULTI-YEAR GOAL				0	#DIV/0!

**New Specific  
Objective**

### Summary of Specific Annual Objectives

Specific Obj. #	Outcome/Objective Specific Annual Objectives	Sources of Funds	Performance Indicators	Year	Expected Number	Actual Number	Percent Completed
<b>DH-3 Sustainability of Decent Housing</b>							
DH-3 (1)	DH 3: Provide a Continuum of Care to potential homeless and homeless persons.	ESG	Number of Shelters:	2010	0.2		0%
				2011	0.2		0%
		CDBG		2012	0.2		0%
				2013	0.2		0%
		Source of Funds #3		2014	0.2		0%
	DH 3.1: Provide for the rehabilitation and/or reconstruction of at least 1 new homeless shelter.		<b>MULTI-YEAR GOAL</b>		<b>1</b>	<b>0</b>	0%
		Source of Funds #1	Performance Indicator #2	2010			#DIV/0!
		Source of Funds #2		2011			#DIV/0!
				2012			#DIV/0!
		Source of Funds #3		2013			#DIV/0!
				2014			#DIV/0!
			<b>MULTI-YEAR GOAL</b>			<b>0</b>	#DIV/0!
		Source of Funds #1	Performance Indicator #3	2010			#DIV/0!
		Source of Funds #2		2011			#DIV/0!
				2012			#DIV/0!
				2013			#DIV/0!
				2014			#DIV/0!
		Source of Funds #3					#DIV/0!



## Summary of Specific Annual Objectives

New Specific  
Objective

Specific Obj. #	Outcome/Objective Specific Annual Objectives	Sources of Funds	Performance Indicators	Year	Expected Number	Actual Number	Percent Completed
<b>DH-3 Sustainability of Decent Housing</b>							
DH-3 (2)	DH 3: Provide a Continuum of Care to potential homeless and homeless persons.	HOME	Households/Housing Units:	2010	1		0%
				2011	1		0%
		HPRP		2012	1		0%
				2013	1		0%
				2014	1		0%
	DH 3.2: Provide rental assistance for 5 homeless persons. (1 household/housing unit per year).	Source of Funds #3	MULTI-YEAR GOAL		5	0	0%
		Source of Funds #1	Performance Indicator #2	2010			#DIV/0!
				2011			#DIV/0!
		Source of Funds #2		2012			#DIV/0!
				2013			#DIV/0!
		Source of Funds #3		2014			#DIV/0!
			MULTI-YEAR GOAL			0	#DIV/0!
		Source of Funds #1	Performance Indicator #3	2010			#DIV/0!
				2011			#DIV/0!
		Source of Funds #2		2012			#DIV/0!
				2013			#DIV/0!
		Source of Funds #3		2014			#DIV/0!
			MULTI-YEAR GOAL			0	#DIV/0!

**New Specific Objective**

### Summary of Specific Annual Objectives

Specific Obj. #	Outcome/Objective Specific Annual Objectives	Sources of Funds	Performance Indicators	Year	Expected Number	Actual Number	Percent Completed
<b>DH-3 Sustainability of Decent Housing</b>							
DH-3 (3)	DH 3: Provide a Continuum of Care to potential homeless and homeless persons.	ESG	Number of Shelters:	2010	0.4		0%
				2011	0.4		0%
		CDBG		2012	0.4		0%
				2013	0.4		0%
		Source of Funds #3		2014	0.4		0%
	DH 3.3: Provide operating funds to 2 homeless shelters.		<b>MULTI-YEAR GOAL</b>		<b>2</b>	<b>0</b>	0%
		Source of Funds #1	Performance Indicator #2	2010			#DIV/0!
				2011			#DIV/0!
		Source of Funds #2		2012			#DIV/0!
				2013			#DIV/0!
		Source of Funds #3		2014			#DIV/0!
			<b>MULTI-YEAR GOAL</b>			<b>0</b>	#DIV/0!
		Source of Funds #1	Performance Indicator #3	2010			#DIV/0!
				2011			#DIV/0!
		Source of Funds #2		2012			#DIV/0!
				2013			#DIV/0!
		Source of Funds #3		2014			#DIV/0!
			<b>MULTI-YEAR GOAL</b>			<b>0</b>	#DIV/0!



**New Specific  
Objective**

### Summary of Specific Annual Objectives

Specific Obj. #	Outcome/Objective Specific Annual Objectives	Sources of Funds	Performance Indicators	Year	Expected Number	Actual Number	Percent Completed
<b>DH-3 Sustainability of Decent Housing</b>							
DH-3 (4)	DH 3: Provide a Continuum of Care to potential homeless and homeless persons.	ESG	Persons:	2011	10		0%
				2012	10		0%
		CDBG		2013	10		0%
				2014	10		0%
		Source of Funds #3		2015	10		0%
	DH 3.4: Provide essential or supportive services to at least 50 homeless persons. (10 persons per year.)		<b>MULTI-YEAR GOAL</b>		<b>50</b>	<b>0</b>	<b>0%</b>
		Source of Funds #1	Performance Indicator #2	2010			#DIV/0!
				2011			#DIV/0!
		Source of Funds #2		2012			#DIV/0!
				2013			#DIV/0!
		Source of Funds #3		2014			#DIV/0!
			<b>MULTI-YEAR GOAL</b>			<b>0</b>	<b>#DIV/0!</b>
		Source of Funds #1	Performance Indicator #3	2010			#DIV/0!
				2011			#DIV/0!
		Source of Funds #2		2012			#DIV/0!
				2013			#DIV/0!
		Source of Funds #3	<b>MULTI-YEAR GOAL</b>	2014			#DIV/0!

**New Specific  
Objective**

### Summary of Specific Annual Objectives

Specific Obj. #	Outcome/Objective Specific Annual Objectives	Sources of Funds	Performance Indicators	Year	Expected Number	Actual Number	Percent Completed
<b>DH-3 Sustainability of Decent Housing</b>							
DH-3 (5)	DH 3: Provide a Continuum of Care to potential homeless and homeless persons.	ESG	Households/Housing Units:	2010	0.2		0%
				2011	0.2		0%
		HPRP		2012	0.2		0%
				2013	0.2		0%
		Source of Funds #3		2014	0.2		0%
	DH 3.5: Assist homeless persons in transition to permanent housing by providing first month's rent and utility deposits to at least 5 persons. (1 household or housing unit per year).		<b>MULTI-YEAR GOAL</b>		<b>1</b>	<b>0</b>	0%
		Source of Funds #1	Performance Indicator #2	2011			#DIV/0!
		Source of Funds #2		2012			#DIV/0!
				2013			#DIV/0!
		Source of Funds #3		2014			#DIV/0!
				2015			#DIV/0!
			<b>MULTI-YEAR GOAL</b>			<b>0</b>	#DIV/0!
		Source of Funds #1	Performance Indicator #3	2010			#DIV/0!
		Source of Funds #2		2011			#DIV/0!
				2012			#DIV/0!
		Source of Funds #3		2013			#DIV/0!
				2014			#DIV/0!
			<b>MULTI-YEAR GOAL</b>			<b>0</b>	#DIV/0!



### New Specific Objective

## Summary of Specific Annual Objectives

Specific Obj. #	Outcome/Objective Specific Annual Objectives	Sources of Funds	Performance Indicators	Year	Expected Number	Actual Number	Percent Completed
<b>DH-3 Sustainability of Decent Housing</b>							
DH-3 (6)	DH 3: Provide a Continuum of Care to potential homeless and homeless persons.	ESG	Households or Housing Units:	2010	1		0%
				2011	1		0%
		HPRP		2012	1		0%
				2013	1		0%
		Source of Funds #3		2014	1		0%
	DH 3.6: Prevent homelessness by providing emergency rent, mortgage and utility assistance to at least 5 persons. (1 household or housing unit per year).		<b>MULTI-YEAR GOAL</b>		5	0	0%
		Source of Funds #1	Performance Indicator #2	2010			#DIV/0!
		Source of Funds #2		2011			#DIV/0!
				2012			#DIV/0!
		Source of Funds #3		2013			#DIV/0!
				2014			#DIV/0!
			<b>MULTI-YEAR GOAL</b>			0	#DIV/0!
		Source of Funds #1	Performance Indicator #3	2010			#DIV/0!
		Source of Funds #2		2011			#DIV/0!
				2012			#DIV/0!
		Source of Funds #3		2013			#DIV/0!
				2014			#DIV/0!
			<b>MULTI-YEAR GOAL</b>			0	#DIV/0!

**New Specific Objective**

### Summary of Specific Annual Objectives

Specific Obj. #	Outcome/Objective Specific Annual Objectives	Sources of Funds	Performance Indicators	Year	Expected Number	Actual Number	Percent Completed
<b>DH-3 Sustainability of Decent Housing</b>							
DH-3 (7)	DH 3: Provide a Continuum of Care to potential homeless and homeless persons.	HOME	Housing units:	2010	1		0%
				2011	1		0%
		ESG		2012	1		0%
				2013	1		0%
		Source of Funds #3		2014	1		0%
	DH 3.7: Provide 5 housing units accessible to the special needs population especially elderly persons and persons with disabilities. ( 1 housing unit per year).		<b>MULTI-YEAR GOAL</b>		<b>5</b>	<b>0</b>	<b>0%</b>
		Source of Funds #1	Performance Indicator #2	2010			#DIV/0!
				2011			#DIV/0!
		Source of Funds #2		2012			#DIV/0!
				2013			#DIV/0!
		Source of Funds #3		2014			#DIV/0!
			<b>MULTI-YEAR GOAL</b>			<b>0</b>	<b>#DIV/0!</b>
		Source of Funds #1	Performance Indicator #3	2010			#DIV/0!
				2011			#DIV/0!
		Source of Funds #2		2012			#DIV/0!
				2013			#DIV/0!
		Source of Funds #3		2014			#DIV/0!
			<b>MULTI-YEAR GOAL</b>			<b>0</b>	<b>#DIV/0!</b>



**New Specific Objective**

### Summary of Specific Annual Objectives

Specific Obj. #	Outcome/Objective Specific Annual Objectives	Sources of Funds	Performance Indicators	Year	Expected Number	Actual Number	Percent Completed
<b>DH-3 Sustainability of Decent Housing</b>							
DH-3 (8)	DH 3: Provide a Continuum of Care to potential homeless and homeless persons.	CDBG	Persons:	2010	4		0%
				2011	4		0%
		Source of Funds #2		2012	4		0%
				2013	4		0%
		Source of Funds #3		2014	4		0%
	DH 3.8: Provide supportive services to 20 special needs persons. (4 persons per year).		<b>MULTI-YEAR GOAL</b>		<b>20</b>	<b>0</b>	<b>0%</b>
		Source of Funds #1	Performance Indicator #2	2010			#DIV/0!
				2011			#DIV/0!
		Source of Funds #2		2012			#DIV/0!
				2013			#DIV/0!
		Source of Funds #3		2014			#DIV/0!
			<b>MULTI-YEAR GOAL</b>			<b>0</b>	<b>#DIV/0!</b>
		Source of Funds #1	Performance Indicator #3	2010			#DIV/0!
				2011			#DIV/0!
		Source of Funds #2		2012			#DIV/0!
				2013			#DIV/0!
		Source of Funds #3		2014			#DIV/0!
			<b>MULTI-YEAR GOAL</b>			<b>0</b>	<b>#DIV/0!</b>

**New Specific  
Objective**

### Summary of Specific Annual Objectives

Specific Obj. #	Outcome/Objective Specific Annual Objectives	Sources of Funds	Performance Indicators	Year	Expected Number	Actual Number	Percent Completed
<b>DH-3 Sustainability of Decent Housing</b>							
DH-3 (9)	DH 3: Provide a Continuum of Care to potential homeless and homeless persons.	CDBG	Housing units:	2010	2		0%
				2011	2		0%
		HOME		2012	2		0%
				2013	2		0%
		Source of Funds #3		2014	2		0%
			<b>MULTI-YEAR GOAL</b>		<b>10</b>	<b>0</b>	<b>0%</b>
	DH 3.9: Rehabilitate 10 housing units for accessibility purposes for elderly persons or persons with disabilities. (2 housing units per year).	Source of Funds #1	Performance Indicator #2	2010			#DIV/0!
				2011			#DIV/0!
		Source of Funds #2		2012			#DIV/0!
				2013			#DIV/0!
		Source of Funds #3		2014			#DIV/0!
			<b>MULTI-YEAR GOAL</b>			<b>0</b>	<b>#DIV/0!</b>
		Source of Funds #1	Performance Indicator #3	2010			#DIV/0!
				2011			#DIV/0!
		Source of Funds #2		2012			#DIV/0!
				2013			#DIV/0!
		Source of Funds #3	<b>MULTI-YEAR GOAL</b>	2014			#DIV/0!



### New Specific Objective

## Summary of Specific Annual Objectives

Specific Obj. #	Outcome/Objective Specific Annual Objectives	Sources of Funds	Performance Indicators	Year	Expected Number	Actual Number	Percent Completed
<b>SL-1</b>	<b>Availability/Accessibility of Suitable Living Environment</b>						
<b>SL-1 (1)</b>	Objective 1: Improving and expanding infrastructure.	CDBG	Number of communities:	2010	0.2		0%
		Source of Funds #2		2011	0.2		0%
				2012	0.2		0%
		Source of Funds #3		2013	0.2		0%
				2014	0.2		0%
			<b>MULTI-YEAR GOAL</b>		<b>1</b>	<b>0</b>	<b>0%</b>
		Source of Funds #1	Performance Indicator #2	2010			#DIV/0!
				2011			#DIV/0!
		Source of Funds #2		2012			#DIV/0!
				2013			#DIV/0!
		Source of Funds #3		2014			#DIV/0!
			<b>MULTI-YEAR GOAL</b>			<b>0</b>	<b>#DIV/0!</b>
		Source of Funds #1	Performance Indicator #3	2010			#DIV/0!
				2011			#DIV/0!
		Source of Funds #2		2012			#DIV/0!
				2013			#DIV/0!
		Source of Funds #3		2014			#DIV/0!
			<b>MULTI-YEAR GOAL</b>			<b>0</b>	<b>#DIV/0!</b>
		Source of Funds #1	Performance Indicator #3	2010			#DIV/0!
				2011			#DIV/0!
		Source of Funds #2		2012			#DIV/0!
				2013			#DIV/0!
		Source of Funds #3		2014			#DIV/0!
			<b>MULTI-YEAR GOAL</b>			<b>0</b>	<b>#DIV/0!</b>

**New Specific  
Objective**

### Summary of Specific Annual Objectives

Specific Obj. #	Outcome/Objective Specific Annual Objectives	Sources of Funds	Performance Indicators	Year	Expected Number	Actual Number	Percent Completed
<b>SL-1</b>	<b>Availability/Accessibility of Suitable Living Environment</b>						
<b>SL-1 (2)</b>	Objective 1: Improving and expanding infrastructure.	CDBG	Number of communities:	2010	0.2		0%
				2011	0.2		0%
		Source of Funds #2		2012	0.2		0%
				2013	0.2		0%
		Source of Funds #3		2014	0.2		0%
			<b>MULTI-YEAR GOAL</b>		<b>1</b>	<b>0</b>	0%
	SLE 1:2: Construction of flood drainage improvements in at least one community.	Source of Funds #1	Performance Indicator #2	2010			#DIV/0!
				2011			#DIV/0!
		Source of Funds #2		2012			#DIV/0!
				2013			#DIV/0!
		Source of Funds #3		2014			#DIV/0!
			<b>MULTI-YEAR GOAL</b>			<b>0</b>	#DIV/0!
		Source of Funds #1	Performance Indicator #3	2010			#DIV/0!
				2011			#DIV/0!
		Source of Funds #2		2012			#DIV/0!
				2013			#DIV/0!
		Source of Funds #3	<b>MULTI-YEAR GOAL</b>	2014			#DIV/0!



**New Specific  
Objective**

### Summary of Specific Annual Objectives

Specific Obj. #	Outcome/Objective Specific Annual Objectives	Sources of Funds	Performance Indicators	Year	Expected Number	Actual Number	Percent Completed
<b>SL-1</b>	<b>Availability/Accessibility of Suitable Living Environment</b>						
<b>SL-1 (3)</b>	Objective 1: Improving and expanding infrastructure.	CDBG	Number of communities:	2010	0.2		0%
				2011	0.2		0%
		Source of Funds #2		2012	0.2		0%
				2013	0.2		0%
		Source of Funds #3		2014	0.2		0%
	SLE: 1.3: Water and/or sewer improvements in at least five communities. (1 community per year).		<b>MULTI-YEAR GOAL</b>		<b>1</b>	<b>0</b>	0%
		Source of Funds #1	Performance Indicator #2	2010			#DIV/0!
				2011			#DIV/0!
		Source of Funds #2		2012			#DIV/0!
				2013			#DIV/0!
		Source of Funds #3		2014			#DIV/0!
			<b>MULTI-YEAR GOAL</b>			<b>0</b>	#DIV/0!
		Source of Funds #1	Performance Indicator #3	2010			#DIV/0!
				2011			#DIV/0!
		Source of Funds #2		2012			#DIV/0!
				2013			#DIV/0!
		Source of Funds #3		2014			#DIV/0!
			<b>MULTI-YEAR GOAL</b>				#DIV/0!
		Source of Funds #1	Performance Indicator #3	2010			#DIV/0!
				2011			#DIV/0!
		Source of Funds #2		2012			#DIV/0!
				2013			#DIV/0!
		Source of Funds #3		2014			#DIV/0!
			<b>MULTI-YEAR GOAL</b>			<b>0</b>	#DIV/0!
		Source of Funds #1	Performance Indicator #3	2010			#DIV/0!
				2011			#DIV/0!
		Source of Funds #2		2012			#DIV/0!
				2013			#DIV/0!
		Source of Funds #3		2014			#DIV/0!
			<b>MULTI-YEAR GOAL</b>			<b>0</b>	#DIV/0!
		Source of Funds #1	Performance Indicator #3	2010			#DIV/0!
				2011			#DIV/0!
		Source of Funds #2		2012			#DIV/0!
				2013			#DIV/0!
		Source of Funds #3		2014			#DIV/0!

**New Specific  
Objective**

### Summary of Specific Annual Objectives

Specific Obj. #	Outcome/Objective Specific Annual Objectives	Sources of Funds	Performance Indicators	Year	Expected Number	Actual Number	Percent Completed
<b>SL-1 Availability/Accessibility of Suitable Living Environment</b>							
SL-1 (4)	Objective 1: Improving and expanding infrastructure.	CDBG	Number of centers:	2010	0.2		0%
				2011	0.2		0%
		Source of Funds #2		2012	0.2		0%
				2013	0.2		0%
		Source of Funds #3		2014	0.2		0%
			<b>MULTI-YEAR GOAL</b>		<b>1</b>	<b>0</b>	<b>0%</b>
	SLE 1. 4: Construction of at least one community or recreational center.	Source of Funds #1	Performance Indicator #2	2010			#DIV/0!
				2011			#DIV/0!
		Source of Funds #2		2012			#DIV/0!
				2013			#DIV/0!
		Source of Funds #3		2014			#DIV/0!
			<b>MULTI-YEAR GOAL</b>			<b>0</b>	<b>#DIV/0!</b>
		Source of Funds #1	Performance Indicator #3	2010			#DIV/0!
				2011			#DIV/0!
		Source of Funds #2		2012			#DIV/0!
				2013			#DIV/0!
		Source of Funds #3		2014			#DIV/0!
			<b>MULTI-YEAR GOAL</b>			<b>0</b>	<b>#DIV/0!</b>



**New Specific  
Objective**

### Summary of Specific Annual Objectives

Specific Obj. #	Outcome/Objective Specific Annual Objectives	Sources of Funds	Performance Indicators	Year	Expected Number	Actual Number	Percent Completed
<b>SL-1</b>	<b>Availability/Accessibility of Suitable Living Environment</b>						
<b>SL-1 (5)</b>	Objective 1: Improving and expanding infrastructure.	CDBG	Number of communities:	2010	0.2		0%
				2011	0.2		0%
		Source of Funds #2		2012	0.2		0%
				2013	0.2		0%
		Source of Funds #3		2014	0.2		0%
			<b>MULTI-YEAR GOAL</b>		<b>1</b>	<b>0</b>	<b>0%</b>
	SLE 1.5: Park improvements in at least one community.	Source of Funds #1	Performance Indicator #2	2010			#DIV/0!
				2011			#DIV/0!
		Source of Funds #2		2012			#DIV/0!
				2013			#DIV/0!
		Source of Funds #3		2014			#DIV/0!
			<b>MULTI-YEAR GOAL</b>			<b>0</b>	<b>#DIV/0!</b>
		Source of Funds #1	Performance Indicator #3	2010			#DIV/0!
				2011			#DIV/0!
		Source of Funds #2		2012			#DIV/0!
				2013			#DIV/0!
		Source of Funds #3		2014			#DIV/0!
			<b>MULTI-YEAR GOAL</b>			<b>0</b>	<b>#DIV/0!</b>

**New Specific  
Objective**

### Summary of Specific Annual Objectives

Specific Obj. #	Outcome/Objective Specific Annual Objectives	Sources of Funds	Performance Indicators	Year	Expected Number	Actual Number	Percent Completed
<b>SL-1</b>	<b>Availability/Accessibility of Suitable Living Environment</b>						
<b>SL-1 (6)</b>	Objective 1: Improving and expanding infrastructure.	CDBG	Number of structures:	2010	1		0%
				2011	1		0%
		NSP		2012	1		0%
				2013	1		0%
		Source of Funds #3		2014	1		0%
	SLE 1.6: Provide for the demolition of at least five structures. ( 1 structure per year).		<b>MULTI-YEAR GOAL</b>		<b>5</b>	<b>0</b>	0%
		Source of Funds #1	Performance Indicator #2	2010			#DIV/0!
		Source of Funds #2		2011			#DIV/0!
				2012			#DIV/0!
		Source of Funds #3		2013			#DIV/0!
				2014			#DIV/0!
			<b>MULTI-YEAR GOAL</b>			<b>0</b>	#DIV/0!
		Source of Funds #1	Performance Indicator #3	2010			#DIV/0!
		Source of Funds #2		2011			#DIV/0!
				2012			#DIV/0!
		Source of Funds #3		2013			#DIV/0!
				2014			#DIV/0!
			<b>MULTI-YEAR GOAL</b>			<b>0</b>	#DIV/0!
		Source of Funds #1	Performance Indicator #3	2010			#DIV/0!
		Source of Funds #2		2011			#DIV/0!
				2012			#DIV/0!
		Source of Funds #3		2013			#DIV/0!
				2014			#DIV/0!



**New Specific  
Objective**

### Summary of Specific Annual Objectives

Specific Obj. #	Outcome/Objective Specific Annual Objectives	Sources of Funds	Performance Indicators	Year	Expected Number	Actual Number	Percent Completed
<b>SL-1</b>	<b>Availability/Accessibility of Suitable Living Environment</b>						
<b>SL-1 (7)</b>	Objective 1: Improving and expanding infrastructure.	CDBG	Number of communities:	2010	0.2		0%
				2011	0.2		0%
		Source of Funds #2		2012	0.2		0%
				2013	0.2		0%
		Source of Funds #3		2014	0.2		0%
			<b>MULTI-YEAR GOAL</b>		<b>1</b>	<b>0</b>	<b>0%</b>
	SLE 1.7: Provide waste management improvements in at least one community.	Source of Funds #1	Performance Indicator #2	2010			#DIV/0!
				2011			#DIV/0!
		Source of Funds #2		2012			#DIV/0!
				2013			#DIV/0!
		Source of Funds #3		2014			#DIV/0!
			<b>MULTI-YEAR GOAL</b>			<b>0</b>	<b>#DIV/0!</b>
		Source of Funds #1	Performance Indicator #3	2010			#DIV/0!
				2011			#DIV/0!
		Source of Funds #2		2012			#DIV/0!
				2013			#DIV/0!
		Source of Funds #3	<b>MULTI-YEAR GOAL</b>	2014			#DIV/0!



### Summary of Specific Annual Objectives

Specific Obj. #	Outcome/Objective Specific Annual Objectives	Sources of Funds	Performance Indicators	Year	Expected Number	Actual Number	Percent Completed
<b>SL-2 Availability/Affordability of Suitable Living Environment</b>							
SL-2 (1)	Objective 2: Improving and expanding social services.	CDBG	Persons:	2010	20		0%
				2011	20		0%
		Source of Funds #2		2012	20		0%
				2013	20		0%
		Source of Funds #3		2014	20		0%
	SLE 2.1: Provide meals to at least 100 persons. (20 persons per year).		<b>MULTI-YEAR GOAL</b>		<b>100</b>	<b>0</b>	<b>0%</b>
		Source of Funds #1	Performance Indicator #2	2010			#DIV/0!
				2011			#DIV/0!
		Source of Funds #2		2012			#DIV/0!
				2013			#DIV/0!
		Source of Funds #3		2014			#DIV/0!
			<b>MULTI-YEAR GOAL</b>			<b>0</b>	<b>#DIV/0!</b>
		Source of Funds #1	Performance Indicator #3	2010			#DIV/0!
				2011			#DIV/0!
		Source of Funds #2		2012			#DIV/0!
				2013			#DIV/0!
		Source of Funds #3		2014			#DIV/0!
			<b>MULTI-YEAR GOAL</b>			<b>0</b>	<b>#DIV/0!</b>



**New Specific  
Objective**

### Summary of Specific Annual Objectives

Specific Obj. #	Outcome/Objective Specific Annual Objectives	Sources of Funds	Performance Indicators	Year	Expected Number	Actual Number	Percent Completed
<b>SL-2 Availability/Affordability of Suitable Living Environment</b>							
SL-2 (2)	Objective 2: Improving and expanding social services.	CDBG	Number of centers:	2010	0.2		0%
				2011	0.2		0%
		Source of Funds #2		2012	0.2		0%
				2013	0.2		0%
		Source of Funds #3		2014	0.2		0%
			<b>MULTI-YEAR GOAL</b>		<b>1</b>	<b>0</b>	<b>0%</b>
	SLE 2.2: Construction of one neighborhood community center to provide space for social service organizations and agencies.	Source of Funds #1	Performance Indicator #2	2010			#DIV/0!
				2011			#DIV/0!
		Source of Funds #2		2012			#DIV/0!
				2013			#DIV/0!
		Source of Funds #3		2014			#DIV/0!
			<b>MULTI-YEAR GOAL</b>			<b>0</b>	<b>#DIV/0!</b>
		Source of Funds #1	Performance Indicator #3	2010			#DIV/0!
				2011			#DIV/0!
		Source of Funds #2		2012			#DIV/0!
				2013			#DIV/0!
		Source of Funds #3		2014			#DIV/0!
			<b>MULTI-YEAR GOAL</b>			<b>0</b>	<b>#DIV/0!</b>

**New Specific  
Objective**

### Summary of Specific Annual Objectives

Specific Obj. #	Outcome/Objective Specific Annual Objectives	Sources of Funds	Performance Indicators	Year	Expected Number	Actual Number	Percent Completed
<b>SL-2 Availability/Affordability of Suitable Living Environment</b>							
<b>SL-2 (3)</b>	Objective 2: Improving and expanding social services.	CDBG	Persons:	2010	100		0%
				2011	100		0%
		Source of Funds #2		2012	100		0%
				2013	100		0%
		Source of Funds #3		2014	100		0%
	SLE 2.3: Provide assistance to 500 illiterate persons. (100 persons per year).		<b>MULTI-YEAR GOAL</b>		<b>500</b>	<b>0</b>	<b>0%</b>
		Source of Funds #1	Performance Indicator #2	2010			#DIV/0!
				2011			#DIV/0!
		Source of Funds #2		2012			#DIV/0!
				2013			#DIV/0!
		Source of Funds #3		2014			#DIV/0!
			<b>MULTI-YEAR GOAL</b>			<b>0</b>	<b>#DIV/0!</b>
		Source of Funds #1	Performance Indicator #3	2010			#DIV/0!
				2011			#DIV/0!
		Source of Funds #2		2012			#DIV/0!
				2013			#DIV/0!
		Source of Funds #3		2014			#DIV/0!
			<b>MULTI-YEAR GOAL</b>			<b>0</b>	<b>#DIV/0!</b>



**New Specific  
Objective**

### Summary of Specific Annual Objectives

Specific Obj. #	Outcome/Objective Specific Annual Objectives	Sources of Funds	Performance Indicators	Year	Expected Number	Actual Number	Percent Completed
<b>SL-2 Availability/Affordability of Suitable Living Environment</b>							
SL-2 (4)	Objective 2: Improving and expanding social services.	CDBG	Persons:	2010	10		0%
				2011	10		0%
		Source of Funds #2		2012	10		0%
				2013	10		0%
		Source of Funds #3		2014	10		0%
	SLE 2.4: Provide support and/or recreational services to 50 handicapped/disabled persons. (10 persons per year).		<b>MULTI-YEAR GOAL</b>		<b>50</b>	<b>0</b>	0%
		Source of Funds #1	Performance Indicator #2	2010			#DIV/0!
				2011			#DIV/0!
		Source of Funds #2		2012			#DIV/0!
				2013			#DIV/0!
		Source of Funds #3		2014			#DIV/0!
			<b>MULTI-YEAR GOAL</b>			<b>0</b>	#DIV/0!
		Source of Funds #1	Performance Indicator #3	2010			#DIV/0!
				2011			#DIV/0!
		Source of Funds #2		2012			#DIV/0!
				2013			#DIV/0!
		Source of Funds #3		2014			#DIV/0!
			<b>MULTI-YEAR GOAL</b>				#DIV/0!
		Source of Funds #1	Performance Indicator #3	2010			#DIV/0!
				2011			#DIV/0!
		Source of Funds #2		2012			#DIV/0!
				2013			#DIV/0!
		Source of Funds #3		2014			#DIV/0!
			<b>MULTI-YEAR GOAL</b>			<b>0</b>	#DIV/0!
		Source of Funds #1	Performance Indicator #3	2010			#DIV/0!
				2011			#DIV/0!
		Source of Funds #2		2012			#DIV/0!
				2013			#DIV/0!
		Source of Funds #3		2014			#DIV/0!
			<b>MULTI-YEAR GOAL</b>			<b>0</b>	#DIV/0!
		Source of Funds #1	Performance Indicator #3	2010			#DIV/0!
				2011			#DIV/0!
		Source of Funds #2		2012			#DIV/0!
				2013			#DIV/0!
		Source of Funds #3		2014			#DIV/0!

**New Specific  
Objective**

### Summary of Specific Annual Objectives

Specific Obj. #	Outcome/Objective Specific Annual Objectives	Sources of Funds	Performance Indicators	Year	Expected Number	Actual Number	Percent Completed
<b>SL-2 Availability/Affordability of Suitable Living Environment</b>							
SL-2 (5)	Objective 2: Improving and expanding social services.	CDBG	Children:	2010	20		0%
				2011	20		0%
		Source of Funds #2		2012	20		0%
				2013	20		0%
		Source of Funds #3		2014	20		0%
	SLE 2.5: Provide services to 100 abused and/or neglected children. (20 children per year).		<b>MULTI-YEAR GOAL</b>		<b>100</b>	<b>0</b>	0%
		Source of Funds #1	Performance Indicator #2	2010			#DIV/0!
		Source of Funds #2		2011			#DIV/0!
				2012			#DIV/0!
		Source of Funds #3		2013			#DIV/0!
				2014			#DIV/0!
			<b>MULTI-YEAR GOAL</b>			<b>0</b>	#DIV/0!
		Source of Funds #1	Performance Indicator #3	2010			#DIV/0!
		Source of Funds #2		2011			#DIV/0!
				2012			#DIV/0!
		Source of Funds #3		2013			#DIV/0!
				2014			#DIV/0!
			<b>MULTI-YEAR GOAL</b>			<b>0</b>	#DIV/0!



**New Specific  
Objective**

### Summary of Specific Annual Objectives

Specific Obj. #	Outcome/Objective Specific Annual Objectives	Sources of Funds	Performance Indicators	Year	Expected Number	Actual Number	Percent Completed
<b>SL-2 Availability/Affordability of Suitable Living Environment</b>							
<b>SL-2 (6)</b>	Objective 2: Improving and expanding social services.	CDBG	Persons:	2010	5		0%
				2011	5		0%
		Source of Funds #2		2012	5		0%
				2013	5		0%
		Source of Funds #3		2014	5		0%
	SLE 2.6: Provide case management and other related services to 25 incapacitated persons (5 persons per year).		<b>MULTI-YEAR GOAL</b>		<b>25</b>	<b>0</b>	<b>0%</b>
		Source of Funds #1	Performance Indicator #2	2010			#DIV/0!
				2011			#DIV/0!
		Source of Funds #2		2012			#DIV/0!
				2013			#DIV/0!
		Source of Funds #3		2014			#DIV/0!
			<b>MULTI-YEAR GOAL</b>			<b>0</b>	<b>#DIV/0!</b>
		Source of Funds #1	Performance Indicator #3	2010			#DIV/0!
				2011			#DIV/0!
		Source of Funds #2		2012			#DIV/0!
				2013			#DIV/0!
		Source of Funds #3		2014			#DIV/0!
			<b>MULTI-YEAR GOAL</b>			<b>0</b>	<b>#DIV/0!</b>

**New Specific  
Objective**

### Summary of Specific Annual Objectives

Specific Obj. #	Outcome/Objective Specific Annual Objectives	Sources of Funds	Performance Indicators	Year	Expected Number	Actual Number	Percent Completed
<b>EO-1 Availability/Accessibility of Economic Opportunity</b>							
EO-1 (1)	Objective 1: Providing assistance to extremely-low, low-, and moderate-income individuals.	CDBG	Persons:	2010	100		0%
				2011	100		0%
		Source of Funds #2		2012	100		0%
				2013	100		0%
		Source of Funds #3		2014	100		0%
	ED 1.1: Provide assistance to 500 illiterate persons in the County. (100 persons per year).		<b>MULTI-YEAR GOAL</b>		<b>500</b>	<b>0</b>	<b>0%</b>
		Source of Funds #1	Performance Indicator #2	2010			#DIV/0!
				2011			#DIV/0!
		Source of Funds #2		2012			#DIV/0!
				2013			#DIV/0!
		Source of Funds #3		2014			#DIV/0!
			<b>MULTI-YEAR GOAL</b>			<b>0</b>	<b>#DIV/0!</b>
		Source of Funds #1	Performance Indicator #3	2010			#DIV/0!
				2011			#DIV/0!
		Source of Funds #2		2012			#DIV/0!
				2013			#DIV/0!
		Source of Funds #3		2014			#DIV/0!
			<b>MULTI-YEAR GOAL</b>			<b>0</b>	<b>#DIV/0!</b>
		Source of Funds #1	Performance Indicator #3	2010			#DIV/0!
				2011			#DIV/0!
		Source of Funds #2		2012			#DIV/0!
				2013			#DIV/0!
		Source of Funds #3		2014			#DIV/0!
			<b>MULTI-YEAR GOAL</b>			<b>0</b>	<b>#DIV/0!</b>
		Source of Funds #1	Performance Indicator #3	2010			#DIV/0!
				2011			#DIV/0!
		Source of Funds #2		2012			#DIV/0!
				2013			#DIV/0!
		Source of Funds #3		2014			#DIV/0!



**New Specific  
Objective**

### Summary of Specific Annual Objectives

Specific Obj. #	Outcome/Objective Specific Annual Objectives	Sources of Funds	Performance Indicators	Year	Expected Number	Actual Number	Percent Completed	
EO-1 Availability/Accessibility of Economic Opportunity								
EO-1 (2)	Objective 1: Providing assistance to extremely-low, low-, and moderate-income individuals.	CDBG	Persons:	2010	2		0%	
				2011	2		0%	
		Source of Funds #2		2012	2		0%	
				2013	2		0%	
		Source of Funds #3		2014	2		0%	
			MULTI-YEAR GOAL			10	0	0%
		Source of Funds #1	Performance Indicator #2	2010			#DIV/0!	
				2011			#DIV/0!	
		Source of Funds #2		2012			#DIV/0!	
		2013				#DIV/0!		
	ED 1.2: Provide supportive services to at least ten extremely-low, low-, or moderate-income persons. (2 persons per year).	Source of Funds #3	2014				#DIV/0!	
			MULTI-YEAR GOAL				0	#DIV/0!
		Source of Funds #1	Performance Indicator #3	2010			#DIV/0!	
				2011			#DIV/0!	
		Source of Funds #2		2012			#DIV/0!	
				2013			#DIV/0!	
		Source of Funds #3	2014				#DIV/0!	
			MULTI-YEAR GOAL				0	#DIV/0!

**New Specific Objective**

### Summary of Specific Annual Objectives

Specific Obj. #	Outcome/Objective Specific Annual Objectives	Sources of Funds	Performance Indicators	Year	Expected Number	Actual Number	Percent Completed
<b>EO-2 Affordability of Economic Opportunity</b>							
<b>EO-2 (1)</b>	Objective 2: Providing assistance to extremely-low, low- and moderate-income neighborhoods and/or communities.	CDBG	Number of communities:	2010	0.2		0%
				2011	0.2		0%
		Source of Funds #2		2012	0.2		0%
				2013	0.2		0%
		Source of Funds #3		2014	0.2		0%
	ED 2.1: Reconstruction or paving of streets in at least one community.		<b>MULTI-YEAR GOAL</b>		<b>1</b>	<b>0</b>	<b>0%</b>
		Source of Funds #1	Performance Indicator #2	2010			#DIV/0!
		Source of Funds #2		2011			#DIV/0!
				2012			#DIV/0!
		Source of Funds #3		2013			#DIV/0!
				2014			#DIV/0!
			<b>MULTI-YEAR GOAL</b>			<b>0</b>	<b>#DIV/0!</b>
		Source of Funds #1	Performance Indicator #3	2010			#DIV/0!
		Source of Funds #2		2011			#DIV/0!
				2012			#DIV/0!
		Source of Funds #3		2013			#DIV/0!
				2014			#DIV/0!
							#DIV/0!
			<b>MULTI-YEAR GOAL</b>				<b>#DIV/0!</b>
		Source of Funds #1	Performance Indicator #3	2010			#DIV/0!
		Source of Funds #2		2011			#DIV/0!
				2012			#DIV/0!
		Source of Funds #3		2013			#DIV/0!
				2014			#DIV/0!
			<b>MULTI-YEAR GOAL</b>			<b>0</b>	<b>#DIV/0!</b>
		Source of Funds #1	Performance Indicator #3	2010			#DIV/0!
		Source of Funds #2		2011			#DIV/0!
				2012			#DIV/0!
		Source of Funds #3		2013			#DIV/0!
				2014			#DIV/0!



**New Specific  
Objective**

### Summary of Specific Annual Objectives

Specific Obj. #	Outcome/Objective Specific Annual Objectives	Sources of Funds	Performance Indicators	Year	Expected Number	Actual Number	Percent Completed
<b>EO-2 Affordability of Economic Opportunity</b>							
EO-2 (2)	Objective 2: Providing assistance to extremely-low, low- and moderate-income neighborhoods and/or communities.	CDBG	Number of communities:	2010	0.2		0%
				2011	0.2		0%
		Source of Funds #2		2012	0.2		0%
				2013	0.2		0%
		Source of Funds #3		2014	0.2		0%
			<b>MULTI-YEAR GOAL</b>		<b>1</b>	<b>0</b>	<b>0%</b>
	ED 2.2: Construction of flood drainage improvements in at least one community.	Source of Funds #1	Performance Indicator #2	2010			#DIV/0!
				2011			#DIV/0!
		Source of Funds #2		2012			#DIV/0!
				2013			#DIV/0!
		Source of Funds #3		2014			#DIV/0!
			<b>MULTI-YEAR GOAL</b>			<b>0</b>	<b>#DIV/0!</b>
		Source of Funds #1	Performance Indicator #3	2010			#DIV/0!
				2011			#DIV/0!
		Source of Funds #2		2012			#DIV/0!
				2013			#DIV/0!
		Source of Funds #3		2014			#DIV/0!
			<b>MULTI-YEAR GOAL</b>			<b>0</b>	<b>#DIV/0!</b>

**New Specific  
Objective**

### Summary of Specific Annual Objectives

Specific Obj. #	Outcome/Objective Specific Annual Objectives	Sources of Funds	Performance Indicators	Year	Expected Number	Actual Number	Percent Completed
<b>EO-2 Affordability of Economic Opportunity</b>							
EO-2 (3)	Objective 2: Providing assistance to extremely-low, low- and moderate-income neighborhoods and/or communities.	CDBG	Number of communities:	2010	0.2		0%
				2011	0.2		0%
				2012	0.2		0%
				2013	0.2		0%
				2014	0.2		0%
			<b>MULTI-YEAR GOAL</b>		<b>1</b>	<b>0</b>	<b>0%</b>
	ED 2.3: Construction of new water and/or sewer lines in at least one community.	Source of Funds #1	Performance Indicator #2	2010			#DIV/0!
				2011			#DIV/0!
				2012			#DIV/0!
				2013			#DIV/0!
				2014			#DIV/0!
			<b>MULTI-YEAR GOAL</b>			<b>0</b>	<b>#DIV/0!</b>
		Source of Funds #1	Performance Indicator #3	2010			#DIV/0!
				2011			#DIV/0!
				2012			#DIV/0!
				2013			#DIV/0!
				2014			#DIV/0!
			<b>MULTI-YEAR GOAL</b>			<b>0</b>	<b>#DIV/0!</b>



**New Specific  
Objective**

### Summary of Specific Annual Objectives

Specific Obj. #	Outcome/Objective Specific Annual Objectives	Sources of Funds	Performance Indicators	Year	Expected Number	Actual Number	Percent Completed
<b>EO-2 Affordability of Economic Opportunity</b>							
EO-2 (4)	Objective 2: Providing assistance to extremely-low, low- and moderate-income neighborhoods and/or communities.	CDBG	Number of centers:	2010	0.2		0%
				2011	0.2		0%
		Source of Funds #2		2012	0.2		0%
				2013	0.2		0%
		Source of Funds #3		2014	0.2		0%
			<b>MULTI-YEAR GOAL</b>		<b>1</b>	<b>0</b>	<b>0%</b>
	ED 2.4: Construction of at least one community or recreational center.	Source of Funds #1	Performance Indicator #2	2010			#DIV/0!
				2011			#DIV/0!
		Source of Funds #2		2012			#DIV/0!
				2013			#DIV/0!
		Source of Funds #3		2014			#DIV/0!
			<b>MULTI-YEAR GOAL</b>			<b>0</b>	<b>#DIV/0!</b>
		Source of Funds #1	Performance Indicator #3	2010			#DIV/0!
				2011			#DIV/0!
		Source of Funds #2		2012			#DIV/0!
				2013			#DIV/0!
		Source of Funds #3		2014			#DIV/0!
			<b>MULTI-YEAR GOAL</b>			<b>0</b>	<b>#DIV/0!</b>

**New Specific  
Objective**

### Summary of Specific Annual Objectives

Specific Obj. #	Outcome/Objective Specific Annual Objectives	Sources of Funds	Performance Indicators	Year	Expected Number	Actual Number	Percent Completed
<b>EO-2 Affordability of Economic Opportunity</b>							
EO-2 (5)	Objective 2: Providing assistance to extremely-low, low- and moderate-income neighborhoods and/or communities.	CDBG	Number of communities:	2010	0.2		0%
				2011	0.2		0%
		Source of Funds #2		2012	0.2		0%
				2013	0.2		0%
		Source of Funds #3		2014	0.2		0%
	Ed 2.5: Park improvements in at least one community.		<b>MULTI-YEAR GOAL</b>		<b>1</b>	<b>0</b>	0%
		Source of Funds #1	Performance Indicator #2	2010			#DIV/0!
		Source of Funds #2		2011			#DIV/0!
				2012			#DIV/0!
		Source of Funds #3		2013			#DIV/0!
				2014			#DIV/0!
			<b>MULTI-YEAR GOAL</b>			<b>0</b>	#DIV/0!
		Source of Funds #1	Performance Indicator #3	2010			#DIV/0!
		Source of Funds #2		2011			#DIV/0!
				2012			#DIV/0!
		Source of Funds #3		2013			#DIV/0!
				2014			#DIV/0!
			<b>MULTI-YEAR GOAL</b>			<b>0</b>	#DIV/0!
		Source of Funds #1	Performance Indicator #3	2010			#DIV/0!
		Source of Funds #2		2011			#DIV/0!
				2012			#DIV/0!
		Source of Funds #3		2013			#DIV/0!
				2014			#DIV/0!



**New Specific  
Objective**

### Summary of Specific Annual Objectives

Specific Obj. #	Outcome/Objective Specific Annual Objectives	Sources of Funds	Performance Indicators	Year	Expected Number	Actual Number	Percent Completed	
EO-2 Affordability of Economic Opportunity								
EO-2 (6)	Objective 2: Providing assistance to extremely-low, low- and moderate-income neighborhoods and/or communities.	CDBG	Number of communities:	2010	0.4		0%	
				2011	0.4		0%	
		Source of Funds #2		2012	0.4		0%	
				2013	0.4		0%	
		Source of Funds #3		2014	0.4		0%	
		MULTI-YEAR GOAL				2	0	0%
		Source of Funds #1	Performance Indicator #2	2010			#DIV/0!	
				2011			#DIV/0!	
		Source of Funds #2		2012			#DIV/0!	
	Source of Funds #3	2013				#DIV/0!		
		2014			#DIV/0!			
	MULTI-YEAR GOAL					0	#DIV/0!	
	ED 2.6: Provide housing assistance programs (tap-ins, septic tanks) in at least two communities.	Source of Funds #1	Performance Indicator #3	2010			#DIV/0!	
				2011			#DIV/0!	
		Source of Funds #2		2012			#DIV/0!	
		2013				#DIV/0!		
Source of Funds #3		2014				#DIV/0!		
MULTI-YEAR GOAL					0	#DIV/0!		

**New Specific  
Objective**

### Summary of Specific Annual Objectives

Specific Obj. #	Outcome/Objective Specific Annual Objectives	Sources of Funds	Performance Indicators	Year	Expected Number	Actual Number	Percent Completed
<b>EO-2 Affordability of Economic Opportunity</b>							
EO-2 (7)	Objective 2: Providing assistance to extremely-low, low- and moderate-income neighborhoods and/or communities.	NSP	Number of structures:	2010	1		0%
				2011	1		0%
		CDBG		2012	1		0%
				2013	1		0%
		Source of Funds #3		2014	1		0%
	ED 2.7: Provide for the demolition of at least five structures. ( 1 structure per year).		<b>MULTI-YEAR GOAL</b>		<b>5</b>	<b>0</b>	<b>0%</b>
		Source of Funds #1	Performance Indicator #2	2010			#DIV/0!
				2011			#DIV/0!
		Source of Funds #2		2012			#DIV/0!
				2013			#DIV/0!
		Source of Funds #3		2014			#DIV/0!
			<b>MULTI-YEAR GOAL</b>			<b>0</b>	<b>#DIV/0!</b>
		Source of Funds #1	Performance Indicator #3	2010			#DIV/0!
				2011			#DIV/0!
		Source of Funds #2		2012			#DIV/0!
				2013			#DIV/0!
		Source of Funds #3		2014			#DIV/0!
			<b>MULTI-YEAR GOAL</b>			<b>0</b>	<b>#DIV/0!</b>



**New Specific  
Objective**

### Summary of Specific Annual Objectives

Specific Obj. #	Outcome/Objective Specific Annual Objectives	Sources of Funds	Performance Indicators	Year	Expected Number	Actual Number	Percent Completed
<b>EO-2 Affordability of Economic Opportunity</b>							
EO-2 (8)	Objective 2: Providing assistance to extremely-low, low- and moderate-income neighborhoods and/or communities.	CDBG	Number of communities:	2010	0.2		0%
				2011	0.2		0%
		Source of Funds #2		2012	0.2		0%
				2013	0.2		0%
		Source of Funds #3		2014	0.2		0%
	ED 2.8: Provide waste management improvements in at least one community.		<b>MULTI-YEAR GOAL</b>		<b>1</b>	<b>0</b>	<b>0%</b>
		Source of Funds #1	Performance Indicator #2	2010			#DIV/0!
		Source of Funds #2		2011			#DIV/0!
				2012			#DIV/0!
		Source of Funds #3		2013			#DIV/0!
			<b>MULTI-YEAR GOAL</b>	2014			#DIV/0!
						<b>0</b>	#DIV/0!
							#DIV/0!
		Source of Funds #1	Performance Indicator #3	2010			#DIV/0!
		Source of Funds #2		2011			#DIV/0!
				2012			#DIV/0!
		Source of Funds #3		2013			#DIV/0!
			<b>MULTI-YEAR GOAL</b>	2014			#DIV/0!
						<b>0</b>	#DIV/0!

**New Specific  
Objective**

### Summary of Specific Annual Objectives

Specific Obj. #	Outcome/Objective Specific Annual Objectives	Sources of Funds	Performance Indicators	Year	Expected Number	Actual Number	Percent Completed
<b>EO-2 Affordability of Economic Opportunity</b>							
EO-2 (9)	Objective 2: Providing assistance to extremely-low, low- and moderate-income neighborhoods and/or communities.	CDBG	Number of communities:	2011	0.2		0%
				2012	0.2		0%
		Source of Funds #2		2013	0.2		0%
				2014	0.2		0%
		Source of Funds #3		2015	0.2		0%
	ED 2.9: Provide planning assistance to at least one neighborhood or community.		<b>MULTI-YEAR GOAL</b>		<b>1</b>	<b>0</b>	0%
		Source of Funds #1	Performance Indicator #2	2010			#DIV/0!
		Source of Funds #2		2011			#DIV/0!
				2012			#DIV/0!
		Source of Funds #3		2013			#DIV/0!
				2014			#DIV/0!
			<b>MULTI-YEAR GOAL</b>			<b>0</b>	#DIV/0!
		Source of Funds #1	Performance Indicator #3	2010			#DIV/0!
		Source of Funds #2		2011			#DIV/0!
				2012			#DIV/0!
		Source of Funds #3		2013			#DIV/0!
				2014			#DIV/0!
			<b>MULTI-YEAR GOAL</b>			<b>0</b>	#DIV/0!
		Source of Funds #1	Performance Indicator #3	2010			#DIV/0!
		Source of Funds #2		2011			#DIV/0!
				2012			#DIV/0!
		Source of Funds #3		2013			#DIV/0!
				2014			#DIV/0!