

REVIEW BY FORT BEND COUNTY COMMISSIONERS COURT

On this 6 day of OCTOBER, 2009, before the Fort Bend Commissioners Court came on to be heard and reviewed the accompanying notice of CENTERPOINT ENTEX

Job Location CINCO VILLAGE BOULEVARD

Dated 09/29/09 BOND NO. 22-022-417 Permit No. 83691

to make use of certain Fort Bend County property subject to, "A Revised Order Regulating the Laying, Construction, Maintenance, and Repair of Buried Cables, Conduits, and Pole Lines, In, Under, Across or Along Roads, Streets, Highways, and Drainage Ditches in Fort Bend County, Texas, Under the Jurisdiction of the Commissioners Court of Fort Bend County, Texas," as passed by the Commissioners Court of Fort Bend County, Texas, date the 3rd day of August, 1987, recorded in Volume _____ of the Minutes of the Commissioners Court of Fort Bend County, Texas, to the extent that such order is not inconsistent with Article 1436a, Vernon's Texas Civil Statues. Upon Motion of Commissioner Meayers, seconded by Commissioner Patterson, duly put and carried, it is ORDERED, ADJUGED AND DECREED that said notice of said above purpose is hereby acknowledged by the Commissioners Court of Fort Bend County, Texas, and that said notice be placed on record according to the regulation order thereof.

Notes:

1. Evidence of review by the Commissioners Court must be kept on the job site and failure to do so constitutes grounds for job shutdown.
2. Written notices are required:
 - a. 48 hours in advance of construction start up, and
 - b. When construction is completed and ready for final inspection

Mail notices to: Permit Administrator
Fort Bend County Engineering
P.O. Box 1449
Rosenberg, Texas 77471
281-633-7500

3. This permit expires one (1) year from date of permit if construction has not commenced.

By [Signature]
County Engineer

By N/A
Drainage District Engineer/Manager

Presented to Commissioners Court and approved.
Recorded in Volume 10-6-09
Minutes of Commissioners Court.

Clerk of Commissioners Court
By [Signature]
Deputy

COUNTY OF FORT BEND

Engineering Department

P.O. BOX 1449
Rosenberg, Texas 77471-1449

Johnny Ortega
Permit Administrator

1124 Blume Road
Phone: (281) 341-7500

PERMIT APPLICATION REVIEW FORM FOR CABLE, CONDUIT, AND POLE LINE ACTIVITY IN FORT BEND COUNTY

PERMIT NO. 083691

The following "Notice of Proposed Cable, Conduit, and/or Pole Line activity in Fort Bend County" and accompanying attachments have been reviewed and the notice conforms to appropriate regulations set by Commissioner's Court of Fort Bend County, Texas.

- (1) Complete Application Form.
- a. Name of road, street, and/or drainage ditch affected.
- b. Vicinity map showing course of direction.
- c. Plans and specifications.

- (2) Bond:
- District Attorney, approval when applicable.
- Perpetual bond currently posted.
- No. 22-022-417
- Amount \$50,000.00
- Performance bond submitted.
- No. _____
- Amount _____
- Cashier's Check.
- No. _____
- Amount _____


- (3) Verbal permission given for emergencies, to start construction before approved in Commissioner's Court.

Precinct Engineer Acknowledgment Date

Precinct Commissioner Acknowledgment Date

- (4) _____
Drainage District Approval when applicable

We have reviewed this project and agree it meets minimum requirements.



Johnny Ortega CFM/ Permit Administrator
(REVISED 5/30/08)

09/29/2009

Date

NOTICE OF PROPOSED CABLE, CONDUIT AND / OR POLE LINE ACTIVITY
IN, UNDER, ACROSS OR ALONG ROADS, STREETS, HIGHWAYS AND DRAINAGE DITCHES
IN FORT BEND COUNTY

APPLICANT'S JOB NO. WO#51864281
 PERMIT NO. 83621 PCT. NO. 3
 BOND NO. 22-022-417

Formal notice is hereby given that CENTERPOINT ENTEX proposes to lay, construct, maintain and / or repair cable, conduit, and / or pole line, in, under, across, or along roads, streets, highways and drainage ditches in Fort Bend County, as follows:

In, Under, or Across Roads, and / or Drainage Ditches

Road or Ditch Name	Distance & Direction From Nearest Intersection	Length of Crossing	Type of Construction			
			Bored:	Jacked:	Driven:	Cased

Along Roads and / or Drainage Ditches

Road or Ditch Name	Distance & Direction From Nearest intersection	To	Distance
Cinco Village Blvd	At E. row of Cinco Blvd.	325' E of E row of Cinco Blvd.	325'

General Description

A 2" I.P. Plastic gas main along south row of Cinco Village Bend as shown on attached drawing.

The location and description of the proposed installation and appurtenances is more fully shown on the attached detail drawings. The laying, construction, maintenance and / or repair of the proposed installation shall be subject to "A Revised Order Regulating the Laying, Construction, Maintenance and / or Repair of Cables, Conduits, and / or Pole Lines, In, Under, Across, or Along Roads, Streets, Highways and Drainage Ditches in Fort Bend County, Texas, Under the Jurisdiction of the Commissioners Court of Fort Bend County, Texas," as passed by Commissioners Court of Fort Bend County, Texas, dated the 3rd. day of August, 1987, recorded in Volume 639 of the Minutes of the Commissioners Court of Fort Bend County, Texas. **To Serve: 24025 Cinco Village Bend - Drawing. No. EA4-09666.**

Written notices are required: 1) 48 hours in advance of start of construction and 2) when construction is complete and ready for final inspection.

Mail To: Permit Administrator / Fort Bend County Engineering
 P. O. Box 1449, Rosenberg, Texas 77471

Violation of requirements shall constitute grounds for job shut down.

COMPANY NAME: CenterPoint Entex
 AGENT and / or OWNER

Cynthia Westcott *off*
 (Signature)

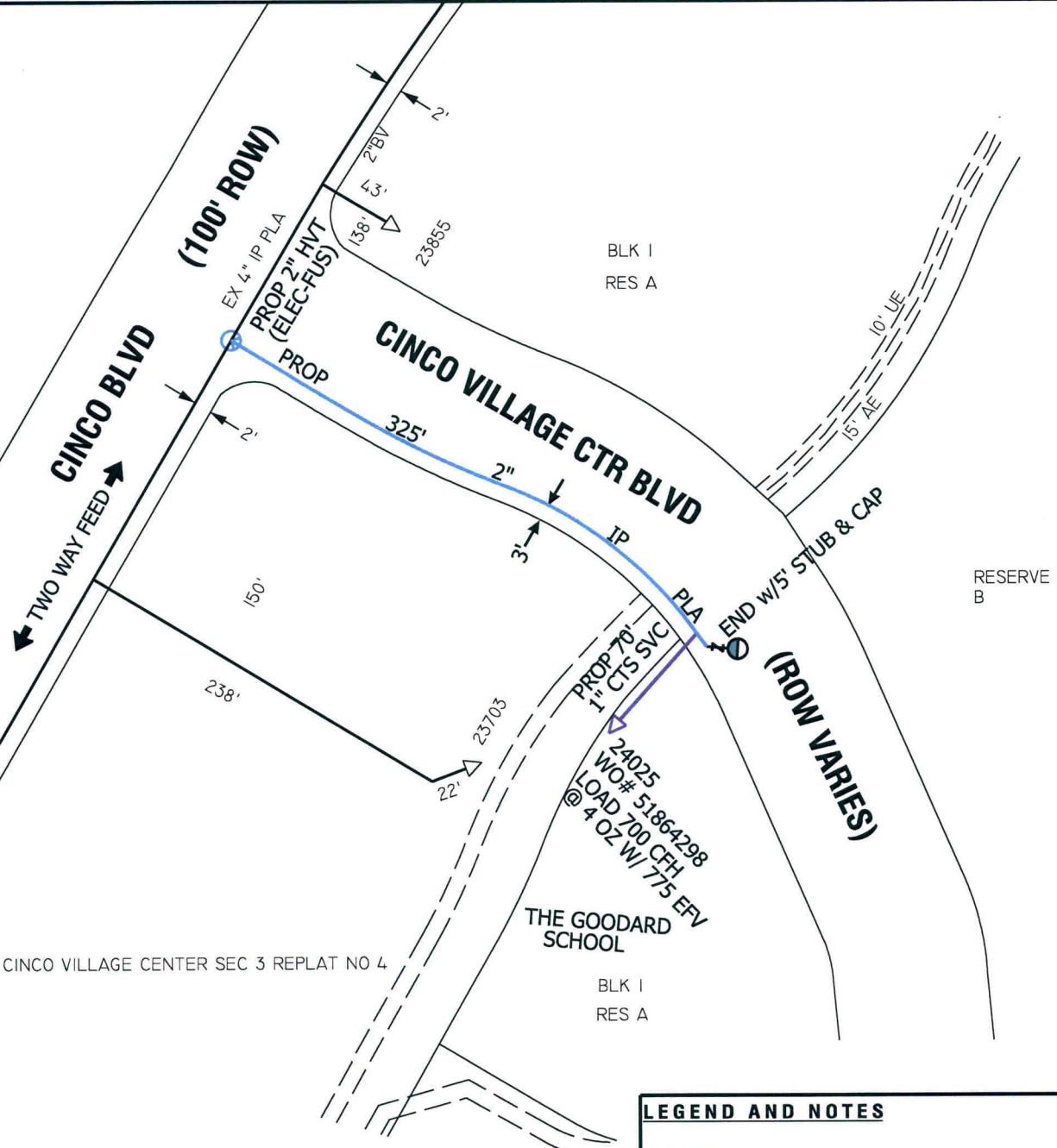
NAME & TITLE: Cynthia L. Westcott P.E.
New Const. & System Imp. Mgr.
 (Please Print)

DATE: 9-23-09

ADDRESS: 1111 Louisiana - Ste. 1265B
 (Street / P.O. Box)

Houston Texas 77002
 City State Zip

TELEPHONE NO: (713) 207-4265 - Carter Hood
 (accessible 24 hrs/day, 7 days/week)



PROP. 2" IPS SDR11 ASTM D2513 0.63#/FT. PLA. MAIN
PROP. 1" CTS SDR11.5 ASTM D2513 0.14#/FT. PLA. SERV.

LEGEND AND NOTES

EXIST. MAIN	_____
PROP. 2" PLA. W.O. # 51864281	<u>325'</u>
PROP. 1" CTS SERV W.O. # 51864298	<u>70'</u>
PROP. 5# ANODE	
TEST PRESSURE 100 PSIG	

F:30210708	O:30120704	KM:485-P	LAMBERT:4456C1	Z:	SZ:078	TC:032	SOG:08850
DESIGNED BY: C.HOOD				713-207-4265			
ESTIMATED COST:				CONTRIBUTION:			
DATE NEEDED:							
PURPOSE AND NECESSITY: TO SERVE I COMM. CUSTOMER IN HOUSTON, FT. BEND CO.,TX							

RECOMMENDED BY:	DATE:
APPROVED BY: CINDY WESTCOTT	DATE: 9-23-09

24025 CINCO VILLAGE CTR BLVD
THE GOODARD SCHOOL

CenterPoint Energy
Houston Gas Engineering

DRAWN BY: FRANCES MAREK
DATE: 09/21/09
SCALE: 1"=100'
SHEET:
DWG No: **EA4-09666**

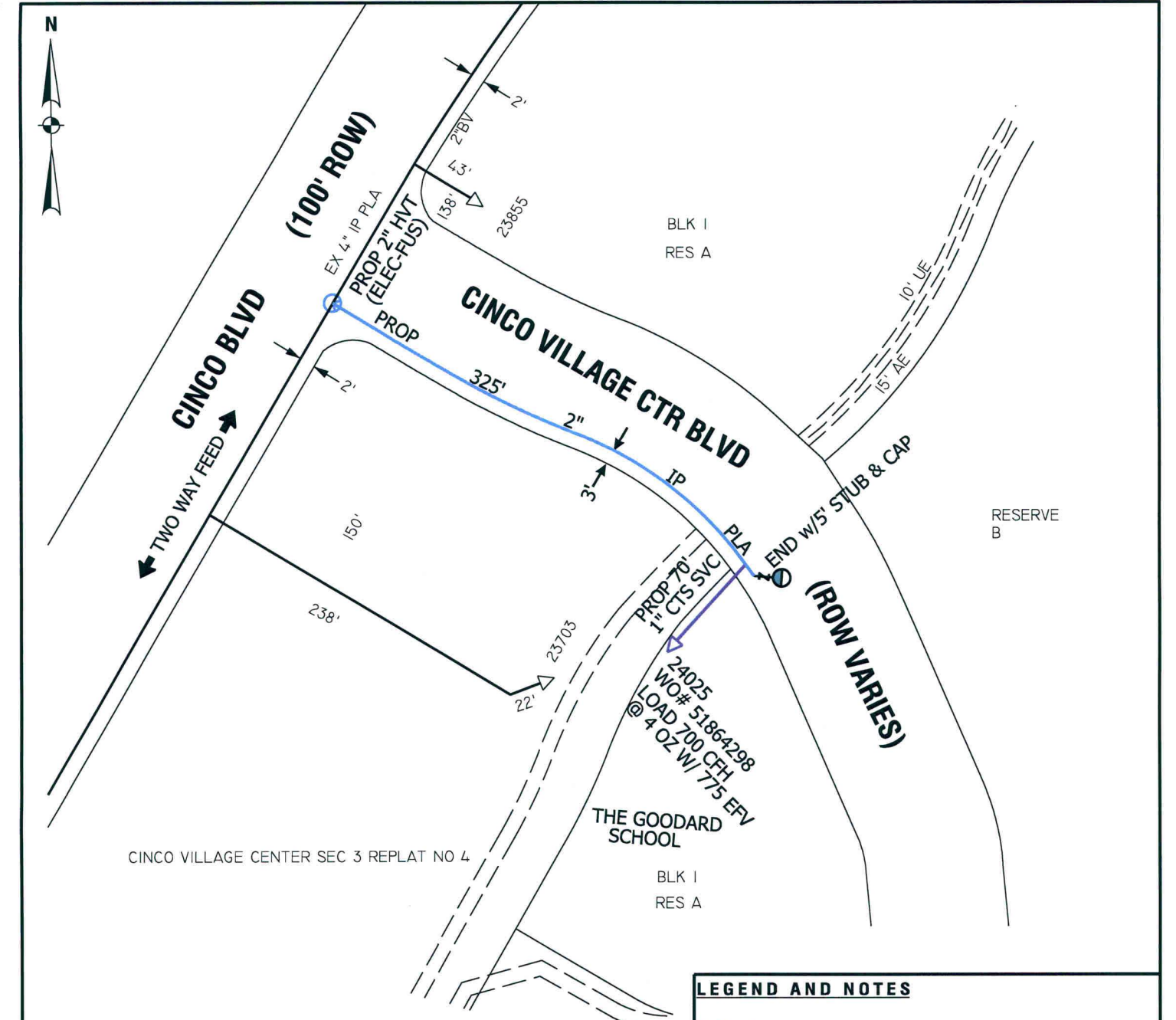
GAS STAKING

JOB NO: _____ BY: _____ DATE: _____
ESMTS. DED. BY: _____ ESMT. DOCUMENTS: _____
MONUMENTATION FND.: _____ PLAT DIST. CHK.=D: _____
ESMTS. NEEDED AT: _____
NON-STD. STAKING: _____ REASON: _____

LOT NUMBER CHART

MATERIAL NUMBER	SECTION	MAIN	FOOTAGE	PIPE CAT.	LOT NUMBER	FUSION METHOD
	A					EF BF SF SDL MECH
	B					EF BF SF SDL MECH
	C					EF BF SF SDL MECH
	D					EF BF SF SDL MECH
	E					EF BF SF SDL MECH
	F					EF BF SF SDL MECH
	G					EF BF SF SDL MECH
	ALL					EF BF SF SDL MECH

9/23/2009 2:29:25 PM N:\Revenue 2009\EA409666.dgn



PROP. 2" IPS SDR11 ASTM D2513 0.63#/FT. PLA. MAIN
PROP. 1" CTS SDR11.5 ASTM D2513 0.14#/FT. PLA. SERV.

LEGEND AND NOTES

- EXIST. MAIN _____
- PROP. 2" PLA. 325' _____
- W.O. # 51864281
- PROP. 1" CTS SERV. 70' _____
- W.O. # 51864298
- PROP. 5# ANODE TEST PRESSURE 100 PSIG

F:30210708 | O:30120704 | KM:485-P | LAMBERT:4456C1 | Z: | SZ:078 | TC:032 | SOG:08850

DESIGNED BY: C.HOOD 713-207-4265
 ESTIMATED COST: CONTRIBUTION:
 DATE NEEDED:
 PURPOSE AND NECESSITY: TO SERVE I COMM. CUSTOMER IN HOUSTON, FT. BEND CO.,TX

RECOMMENDED BY: DATE:
 APPROVED BY: CINDY WESTCOTT DATE: 9-23-09

24025 CINCO VILLAGE CTR BLVD
THE GOODARD SCHOOL



DRAWN BY: FRANCES MAREK
 DATE: 09/21/09
 SCALE: 1"=100'
 SHEET:
 DWG No: **EA4-09666**

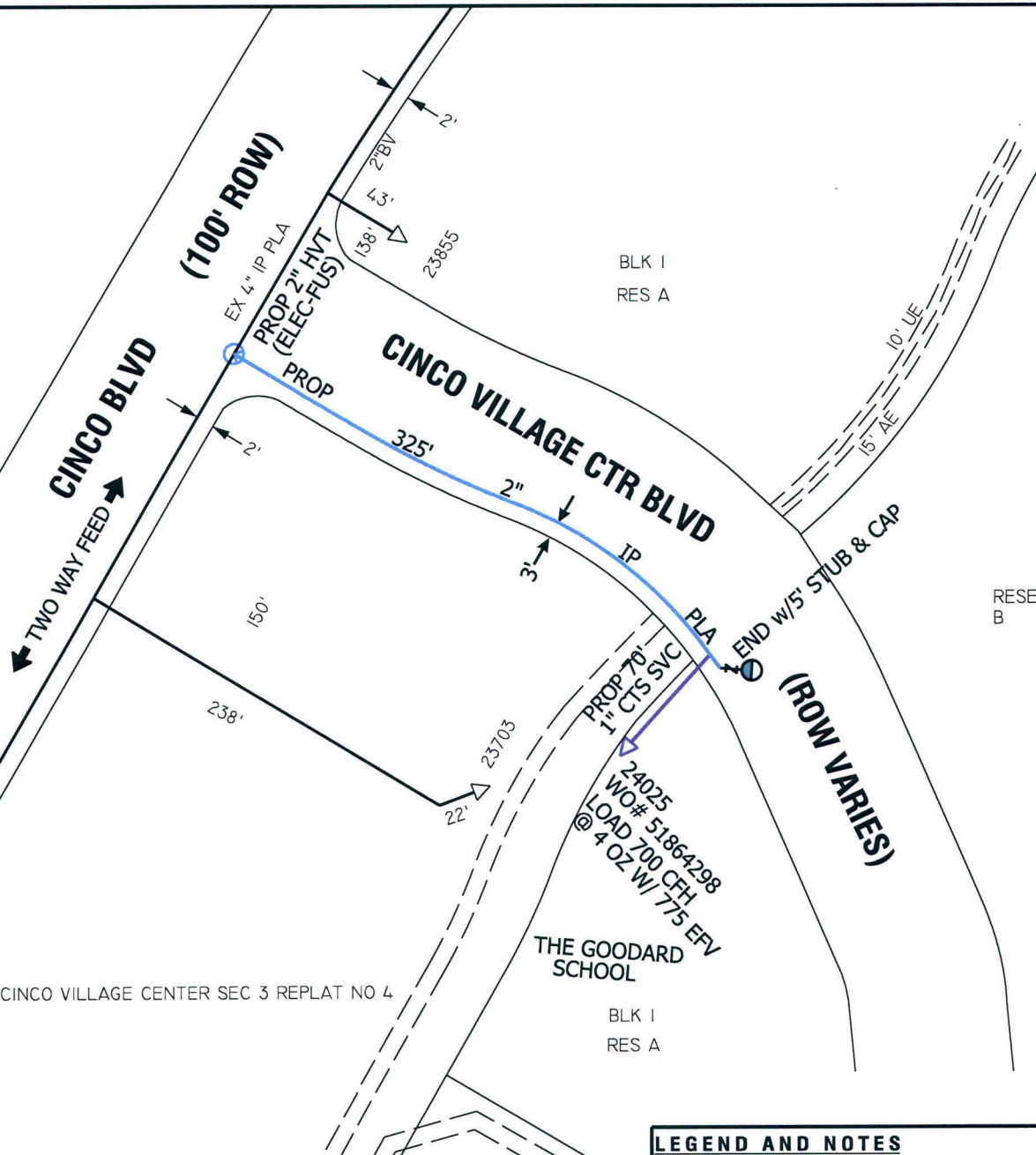
GAS STAKING

JOB NO: _____ BY: _____ DATE: _____
 ESMTS. DED. BY: _____ ESMT. DOCUMENTS: _____
 MONUMENTATION FND.: _____ PLAT DIST. CHK.=D: _____
 ESMTS. NEEDED AT: _____
 NON-STD. STAKING: _____ REASON: _____

LOT NUMBER CHART

MATERIAL NUMBER	SECTION	MAIN	FOOTAGE	PIPE CAT.	LOT NUMBER	FUSION METHOD
	A					EF BF SF SDL MECH
	B					EF BF SF SDL MECH
	C					EF BF SF SDL MECH
	D					EF BF SF SDL MECH
	E					EF BF SF SDL MECH
	F					EF BF SF SDL MECH
	G					EF BF SF SDL MECH
	ALL					EF BF SF SDL MECH

9/23/2009 2:29:25 PM H:\Revenue 2009\EA409666.dgn



PROP. 2" IPS SDR11 ASTM D2513 0.63#/FT. PLA. MAIN
PROP. 1" CTS SDR11.5 ASTM D2513 0.14#/FT. PLA. SERV.

LEGEND AND NOTES

EXIST. MAIN	_____
PROP. 2" PLA. W.O. # 51864281	325' _____
PROP. 1" CTS SERV W.O. # 51864298	70' _____
PROP. 5# ANODE	Ⓚ
TEST PRESSURE 100 PSIG	

F:30210708 O:30120704 KM:485-P LAMBERT:4456C1 Z: SZ:078 TC:032 SOG:08850

DESIGNED BY: C.HOOD	713-207-4265
ESTIMATED COST:	CONTRIBUTION:
DATE NEEDED:	
PURPOSE AND NECESSITY: TO SERVE 1 COMM. CUSTOMER IN HOUSTON, FT. BEND CO., TX	
RECOMMENDED BY:	DATE:
APPROVED BY: CINDY WESTCOTT	DATE: 9-23-09

24025 CINCO VILLAGE CTR BLVD
THE GOODARD SCHOOL



DRAWN BY: FRANCES MAREK
 DATE: 09/21/09
 SCALE: 1"=100'
 SHEET:
 DWG No: **EA4-09666**

GAS STAKING

JOB NO: _____ BY: _____ DATE: _____
 ESMTS. DED. BY: _____ ESMT. DOCUMENTS: _____
 MONUMENTATION FND.: _____ PLAT DIST. CHK.=D: _____
 ESMTS. NEEDED AT: _____
 NON-STD. STAKING: _____ REASON: _____

LOT NUMBER CHART

MATERIAL NUMBER	SECTION	MAIN	FOOTAGE	PIPE CAT.	LOT NUMBER	FUSION METHOD
	A					EF BF SF SDL MECH
	B					EF BF SF SDL MECH
	C					EF BF SF SDL MECH
	D					EF BF SF SDL MECH
	E					EF BF SF SDL MECH
	F					EF BF SF SDL MECH
	G					EF BF SF SDL MECH
	ALL					EF BF SF SDL MECH