

MEMORANDUM

TO: Judge Robert Hebert
County Judge

FROM: Debbie Kaminski
Assistant Purchasing Agent

SUBJECT: Please sign the attached contracts approved in Commissioners Court
on 09/08/09. Thank you.

DATE: September 15, 2009

RETURN TO: Purchasing Department
Rosenberg Annex
4520 Reading Road, Suite A
Rosenberg

9-8-09
AGENDA ITEM
22

9-16-09 orig. ret. to Cheryl at Purchasing

**Fort Bend County, Texas
Invitation for Bid**



**Term Contract for Sheriffs Office Uniforms
for Fort Bend County
BID 10-011**

SUBMIT BIDS TO:

Fort Bend County
Purchasing Department
Rosenberg Annex
4520 Reading Road, Suite A
Rosenberg, TX 77471

****NOTE:**

All correspondence must include the term
"Purchasing Department" in address to assist in
proper delivery

SUBMIT NO LATER THAN:

Thursday, August 13, 2009
1:30 PM (Central)

MARK ENVELOPE:

BID 10-011
SO Uniforms

*ALL BIDS MUST BE RECEIVED IN COUNTY PURCHASING OFFICE
BEFORE RECEIVING DATE AND TIME SPECIFIED.
BIDS RECEIVED WILL THEN BE OPENED AND PUBLICLY READ.
BIDS RECEIVED AFTER THE SPECIFIED TIME WILL BE RETURNED
UNOPENED.*

Results will not be given by phone.
Results will be provided to bidders in writing
after Commissioners Court award.

Fort Bend County is always conscious
and extremely appreciative of your effort
in the preparation of this bid. Requests for
information must be in writing and directed
to:
Debbie Kaminski, CPPB
Assistant County Purchasing Agent
[kaminsk@co.fort-bend.tx.us](mailto:kaminskd@co.fort-bend.tx.us) or
Fax:281-341-8645

Fort Bend County Specification Download Acknowledgment



**Invitation for Bid
Term Contract for Sheriffs Office Uniforms
BID 10-011**

VENDORS MUST IMMEDIATELY RETURN THIS FORM BY FAX TO 281-341-8645

- Vendor Responsibilities:**
- Vendors are responsible to download and complete any addendums. (Addendums will be posted on the Fort Bend County Website no later than 48 hours prior to Bid Opening)
 - Vendors will submit responses in accordance with requirements stated on cover of document.
 - Vendors may not submit responses via email or fax.

Lone Star Uniforms, Inc.
Legal Name of Contracting Company

Paul Bennett
Contact Person

P.O. Box 692304 Houston TX. 77269
Complete Mailing Address

(832) 237-8000 Telephone Number (832) 237-8000 Facsimile Number


Paul@lonestaruniforms.com
Email Address

[Signature] Signature 8/10/09 Date

1.0 GENERAL REQUIREMENTS:


- 1.1 Read this entire document carefully. Follow all instructions. You are responsible for fulfilling all requirements and specifications. Be sure you understand them.
- 1.2 General Requirements apply to all advertised bids, however, these may be superseded, whole or in part, by the scope, special requirements, specifications, special specifications or other data contained herein.
- 1.3 Governing Law: Bidder is advised that these requirements shall be fully governed by the laws of the State of Texas and that Fort Bend County may request and rely on advice, decisions and opinions of the Attorney General of Texas and the County Attorney concerning any portion of these requirements.
- 1.4 Bid Form Completion: Fill out, sign, and return to the Fort Bend County Purchasing Department ONE (1) complete bid form. An authorized representative of the bidder must sign the Contract Sheet. The contract will be binding only when signed by the County Judge, Fort Bend County and a purchase order authorizing the item(s) desired has been issued. The use of liquid paper is not acceptable and may result in the disqualification of bid. If an error is made, vendor must draw a line through error and initial each change.
- 1.5 Bid Returns: Bidders must return all completed bids to the Fort Bend County Purchasing Department at 4520 Reading Road, Suite A, Rosenberg, Texas no later than 1:30 P.M. on the date specified. Late bids will not be accepted. Bids must be submitted in a sealed envelope, addressed as follows: Fort Bend County Purchasing Agent, Rosenberg Annex, 4520 Reading Road, Suite A, Rosenberg, Texas 77471.
- 1.6 Governing Forms: In the event of any conflict between the terms and provisions of these requirements and the specifications, the specifications shall govern. In the event of any conflict of interpretation of any part of this overall document, Fort Bend County's interpretation shall govern.
- 1.7 Addendums: When specifications are revised, the Fort Bend County Purchasing Department will issue an addendum addressing the nature of the change. Bidders must sign and include it in the returned bid package.

Initials of Bidder: _____



- 1.8 **Hold Harmless Agreement:** Contractor shall indemnify and hold Fort Bend County harmless from all claims for personal injury, death and/or property damage arising from any cause whatsoever, resulting directly or indirectly from contractor's performance. Contractor shall procure and maintain, with respect to the subject matter of this bid, appropriate insurance coverage including, as a minimum, public liability and property damage with adequate limits to cover contractor's liability as may arise directly or indirectly from work performed under terms of this bid. Certification of such coverage must be provided to the County upon request.
- 1.9 **Waiver of Subrogation:** Bidder and bidder's insurance carrier waive any and all rights whatsoever with regard to subrogation against Fort Bend County as an indirect party to any suit arising out of personal or property damages resulting from bidder's performance under this agreement.
- 1.10 **Severability:** If any section, subsection, paragraph, sentence, clause, phrase or word of these requirements or the specifications shall be held invalid, such holding shall not affect the remaining portions of these requirements and the specifications and it is hereby declared that such remaining portions would have been included in these requirements and the specifications as though the invalid portion had been omitted.
- 1.11 **Bonds:** If this bid requires submission of bid guarantee and performance bond, there will be a separate page explaining those requirements. Bids submitted without the required bid bond or cashier's checks are not acceptable.
- 1.12 **Taxes:** Fort Bend County is exempt from all federal excise, state and local taxes unless otherwise stated in this document. Fort Bend County claims exemption from all sales and/or use taxes under Chapter 20, Title 122a, Vernon's Texas Civil Statutes, as amended. Texas Limited Sales Tax Exemption Certificates will be furnished upon written request to the Fort Bend County Purchasing Department.
- 1.13 **Fiscal Funding:** A multi-year lease or lease/purchase arrangement (if requested by the specifications), or any contract continuing as a result of an extension option, must include fiscal funding out. If, for any reason, funds are not appropriated to continue the lease or contract, said lease or contract shall become null and void. After expiration of the lease, leased equipment shall be removed by the bidder from the using department without penalty of any kind or form to Fort Bend County. All charges and physical activity related to delivery, installation, removal and redelivery shall be the responsibility of the bidder.

Initials of Bidder: _____




- 1.14 Pricing: Prices for all goods and/or services shall be firm for the duration of this contract and shall be stated on the bid sheet. Prices shall be all inclusive. No price changes, additions, or subsequent qualifications will be honored during the course of the contract. All prices must be written in ink or typewritten. Pricing on all transportation, freight, and other charges are to be prepaid by the contractor and included in the bid prices. If there are any additional charges of any kind, other than those mentioned above, specified or unspecified, bidder MUST indicate the items required and attendant costs or forfeit the right to payment for such items.
- 1.15 Silence of Specifications: The apparent silence of specifications as to any detail, or the apparent omission from it of a detailed description concerning any point, shall be regarded as meaning that only the best commercial practice is to prevail and that only material and workmanship of the finest quality are to be used. All interpretations of specifications shall be made on the basis of this statement. The items furnished under this contract shall be new, unused of the latest product in production to commercial trade and shall be of the highest quality as to materials used and workmanship. Manufacturer furnishing these items shall be experienced in design and construction of such items and shall be an established supplier of the item bid.
- 1.16 Supplemental Materials: Bidders are responsible for including all pertinent product data in the returned bid package. Literature, brochures, data sheets, specification information, completed forms requested as part of the bid package and any other facts which may affect the evaluation and subsequent contract award should be included. Materials such as legal documents and contractual agreements, which the bidder wishes to include as a condition of the bid, must also be in the returned bid package. Failure to include all necessary and proper supplemental materials may be cause to reject the entire bid.
- 1.17 Material Safety Data Sheets: Under the "Hazardous Communication Act", commonly known as the "Texas Right To Know Act", a bidder must provide to County and using departments, with each delivery, material safety data sheets, which are, applicable to hazardous substances defined in the Act. Bidders are obligated to maintain a current, updated file in the Fort Bend County Purchasing Department. Failure of the bidder to maintain such a file will be cause to reject any bid applying thereto.
- 1.18 Name Brands: Specifications may reference name brands and model numbers. It is not the intent of Fort Bend County to restrict these bids in such cases, but to establish a desired quality level of merchandise or to meet a pre-established standard due to like existing items. Bidders may offer items of equal stature and the burden of proof of such stature rests with them. Fort Bend County shall act as sole judge in determining equality and acceptability of products offered.

Initials of Bidder: _____



- 1.19 Color Selection: Determination of colors of materials is a right reserved by the using department unless otherwise specified in the bid. Unspecified colors shall be quoted as standard colors, not colors, which require up charges or special handling. Unspecified fabrics or vinyl should be construed as medium grade. If bidder fails to get color/material approvals prior to delivery of merchandise, the using department may refuse to accept the items and demand correct shipment without penalty, subject to other legal remedies.
- 1.20 Evaluation: Evaluation shall be used as a determinant as to which bid items or services are the most efficient and/or most economical for the County. It shall be based on all factors, which have a bearing on price and performance of the items in the user environment. All bids are subject to tabulation by the Fort Bend County Purchasing Department and recommendation to Fort Bend County Commissioners Court. Compliance with all bid requirements, delivery and needs of the using department are considerations in evaluating bids. Pricing is NOT the only criteria for making a recommendation. The Fort Bend County Purchasing Department reserves the right to contact any bidder, at any time, to clarify, verify or request information with regard to any bid.
- 1.21 Inspections: Fort Bend County reserves the right to inspect any item(s) or service location for compliance with specifications and requirements and needs of the using department. If a bidder cannot furnish a sample of a bid item, where applicable, for review, or fails to satisfactorily show an ability to perform, the County can reject the bid as inadequate.
- 1.22 Testing: Fort Bend County reserves the right to test equipment, supplies, material and goods bid for quality, compliance with specifications and ability to meet the needs of the user. Demonstration units must be available for review. Should the goods or services fail to meet requirements and/or be unavailable for evaluation, the bid is subject to rejection.
- 1.23 Disqualification of Bidder: Upon signing this bid document, a bidder offering to sell supplies, materials, services, or equipment to Fort Bend County certifies that the bidder has not violated the antitrust laws of this state codified in section 15.01, et seq., Business & Commerce Code, or the federal antitrust laws, and has not communicated directly or indirectly the bid made to any competitor or any other person engaged in such line of business. Any or all bids may be rejected if the County believes that collusion exists among the bidders. Bids in which the prices are obviously unbalanced may be rejected. If multiple bids are submitted by a bidder and after the bids are opened, one of the bids is withdrawn, the result will be that all of the bids submitted by that bidder will be withdrawn; however, nothing herein prohibits a vendor from submitting multiple bids for different products or services.

Initials of Bidder: _____



- 1.24 Awards: Fort Bend County reserves the right to award this contract on the basis of lowest and best bid in accordance with the laws of the State of Texas, to waive any formality or irregularity, to make awards to more than one bidder, to reject any or all bids. In the event the lowest dollar bidder meeting specifications is not awarded a contract, the bidder may appear before the Commissioners Court and present evidence concerning his responsibility.
- 1.25 Assignment: The successful vendor may not assign, sell or otherwise transfer this contract without written permission of Fort Bend County Commissioners Court.
- 1.26 Term Contracts: If the contract is intended to cover a specific time period, said time will be given in the specifications under scope.
- 1.27 Maintenance: Maintenance required for equipment bid should be available in Fort Bend County by a manufacturer authorized maintenance facility. Costs for this service shall be shown on the bid sheet as requested or on a separate sheet, as required. If Fort Bend County opts to include maintenance, it shall be so stated in the purchase order and said cost will be included. Service will commence only upon expiration of applicable warranties and should be priced accordingly.
- 1.28 Contract Obligation: Fort Bend County Commissioners Court must award the contract and the County Judge or other person authorized by the Fort Bend County Commissioners Court must sign the contract before it becomes binding on Fort Bend County or the bidders. Department heads are not authorized to sign agreements for Fort Bend County. Binding agreements shall remain in effect until all products and/or services covered by this purchase have been satisfactorily delivered and accepted.
- 1.29 Title Transfer: Title and Risk of Loss of goods shall not pass to Fort Bend County until Fort Bend County actually receives and takes possession of the goods at the point or points of delivery. Receiving times may vary with the using department. Generally, deliveries may be made between 8:30 a.m. and 4:00 p.m., Monday through Friday. Bidders are advised to consult the using department for instructions. The place of delivery shall be shown under the "Special Requirement" section of this bid document and/or on the Purchase Order as a "Ship To:" address.

- 1.30 **Purchase Order and Delivery:** The successful bidder shall not deliver products or provide services without a Fort Bend County Purchase Order, signed by an authorized agent of the Fort Bend County Purchasing Department. The fastest, most reasonable delivery time shall be indicated by the bidder in the proper place on the bid sheet. Any special information concerning delivery should also be included, on a separate sheet, if necessary. All items shall be shipped F.O.B. inside delivery unless otherwise stated in the specifications. This shall be understood to include bringing merchandise to the appropriate room or place designated by the using department. Every tender or delivery of goods must fully comply with all provisions of these requirements and the specifications including time, delivery and quality. Nonconformance shall constitute a breach, which must be rectified prior to expiration of the time for performance. Failure to rectify within the performance period will be considered cause to reject future deliveries and cancellation of the contract by Fort Bend County without prejudice to other remedies provided by law. Where delivery times are critical, Fort Bend County reserves the right to award accordingly.
- 1.31 **Contract Extension:** Extensions may be made only by written agreement between Fort Bend County and the bidder. Any price escalations are limited to those stated by the bidder in the original bid.
- 1.32 **Termination:** Fort Bend County reserves the right to terminate the contract for default if Seller breaches any of the terms therein, including warranties of bidder or if the bidder becomes insolvent or commits acts of bankruptcy. Such right of termination is in addition to and not in lieu of any other remedies, which Fort Bend County may have in law or equity. Default may be construed as, but not limited to, failure to deliver the proper goods and/or services within the proper amount of time, and/or to properly perform any and all services required to Fort Bend County's satisfaction and/or to meet all other obligations and requirements. Contracts may be terminated without cause upon thirty (30) days written notice to either party unless otherwise specified.
- 1.33 **Recycled Materials:** Fort Bend County encourages the use of products made of recycled materials and shall give preference in purchasing to products made of recycled materials if the products meet applicable specifications as to quantity and quality. Fort Bend County will be the sole judge in determining product preference application.
- 1.34 **Interlocal Participation:** Additional governmental entities, within Fort Bend County, may purchase from this bid. Vendor agrees to accept purchase orders from those participating entities and to invoice each entity separately.

Initials of Bidder: _____




- 1.35 Escalation Clause: Successful bidder may apply for a price increase to the Fort Bend County Commissioners Court. Price increase will be the amount increased to the vendor from his supplier. Written documentation of the increase must be provided to the Purchasing Agent. No application for a price increase may be submitted within the first four (4) months of this contract. Increases of more than 25% of the original bid price will not be considered.

2.0 TERMS AND CONDITIONS:

- 2.1 Seller to Package Goods: Seller will package goods in accordance with good commercial practice. Each delivery container shall be clearly and permanently marked as follows (a) Seller's name and address; (b) Consignee's name, address and purchase order number and the bid number if applicable; (c) Container number and total number of containers (e.g. box 1 of 4 boxes); and (d) the number of the container bearing the packing slip. Seller shall bear cost of packaging unless otherwise provided. Goods shall be suitably packed to secure lowest transportation costs and to conform to requirements of common carriers and any applicable specifications. Fort Bend County's count or weight shall be final and conclusive on shipments not accompanied by packing list.
- 2.2 Shipment Under Reservation Prohibited: Seller is not authorized to ship goods under reservation and no tender of a bill of lading will operate as a tender of goods.
- 2.3 Title and Risk of Loss: The title and risk of loss of the goods shall not pass to the County until a County employee actually receives and takes possession of the goods at the point or points of delivery.
- 2.4 Delivery Terms: F.O.B. Destination Freight Prepaid, Inside Delivery, unless delivery terms are specified otherwise on Purchase Order.
- 2.5 No Replacement of Defective Tender: Every tender or delivery of goods must fully comply with all provisions of the Purchase Order as to time of delivery, quality and the like. If a tender is made which does not fully conform, this shall constitute a breach and Seller shall not have the right to substitute a conforming tender.
- 2.6 Place of Delivery: The place of delivery shall be that set forth in the block of the purchase order entitled "Ship To". Any change thereto shall be effective by modification as provided for in Clause number 2.20 "Modifications", hereof. The terms of this agreement are "no arrival, no sale", at the discretion of Fort Bend County.

Initials of Bidder: _____



2.7 Invoices and Payments:

2.7.1 Seller shall submit separate invoices, in duplicate. Invoices shall indicate the purchase order number and the bid number if applicable. Invoices shall be itemized and transportation charges, if any, shall be listed separately. A copy of the bill of lading, and the freight waybill when applicable should be attached to the invoice.

2.7.2 Fort Bend County's obligation is payable only and solely from funds available for the purpose of this purchase. Lack of funds shall render the order null and void to the extent funds are not available and any delivered but unpaid goods will be returned to Seller by the county.

2.7.3 Do not include Federal Excise, State, or City Sales Tax. Fort Bend County is a tax-exempt governmental entity.

2.8 Gratuities: Fort Bend County may, by written notice to the Seller, cancel any order without liability, if it is determined by the County that gratuities, in the form of entertainment, gifts, or otherwise were offered or given by the Seller, or any agent or representative of the Seller to any officer or employee of Fort Bend County with a view toward securing an order. In the event an order is canceled by the County pursuant to this provision, the County shall be entitled, in addition to any other rights and remedies, to recover or withhold the amount of the cost incurred by Seller in providing such gratuities.

2.9 Special Tools and Test Equipment: If the price stated on the face of an order includes the cost of any special tooling or special test equipment fabricated or required by Seller for the purpose of filing this order, such special tooling equipment and any process sheets related thereto shall become the property of the County and to the extent feasible shall be identified by the Seller as such.


2.10 Warranty/Price:

2.10.1 The price to be paid by the County shall be that contained in Seller's quote or bid which Seller warrants to be no higher than Seller's current prices on orders by others for products of the kind and specification covered by an order for similar quantities under similar or like conditions and methods of purchase. In the event Seller breaches this warranty the prices of the items shall be reduced to the Seller's current prices on orders by others. Fort Bend County may cancel this contract without liability.

- 2.10.2 The Seller warrants that no person or selling agency has been employed or retained to solicit or secure any County order based upon any agreement or understanding for commission, percentage, brokerage, or contingent fee excepting bona fide employees of bona fide established commercial or selling agencies maintained by the Seller for the purpose of securing business. A breach or violation of this warranty gives the County the right, in addition to any other right or rights, to cancel this contract without liability.
- 2.11 Warranty Product: Seller shall not limit or exclude any implied warranties and any attempt to do so shall render an order voidable at the option of the County. Seller warrants that the goods furnished will conform to the specifications, drawings, and description listed in the bid invitation and purchase order as applicable, and to the sample(s) furnished by Seller if any. In the event of a conflict between the specifications, drawings, and descriptions, the specifications shall govern.
- 2.12 Safety Warranty: Seller warrants that the product sold to Fort Bend County shall conform to the standards promulgated by the U.S. Department of Labor under the Occupational Safety and Health Act of 1970. In the event the product does not conform to OSHA standards, the County may return the product for correction or replacement at the Seller's expense. In the event Seller fails to make the appropriate correction within 10 days, correction made by the County will be at Seller's expense.
- 2.13 No Warranty by Fort Bend County Against Infringements: As part of a contract for sale Seller agrees to ascertain whether goods manufactured in accordance with the specifications will give rise to the rightful claim of any third person by way of infringement. Fort Bend County makes no warranty that the production of goods according to the specification will not give rise to such a claim and in no event shall Fort Bend County be liable to Seller for indemnification in the event the Seller is sued on the grounds of infringement or the like. If Seller is of the opinion that an infringement will result, he will notify Fort Bend County to this effect in writing within two days after the receiving Purchase Order. If the County does not receive notice and is subsequently held liable for the infringement, Seller will defend and save the County harmless. If Seller in good faith ascertains that production of the goods in accordance with the specifications will result in infringement, this contract shall be null and void except that the County will pay Seller the reasonable cost of his search as to infringements.
- 2.14 Right of Inspection: The County shall have the right to inspect the goods at delivery before accepting them.

- 2.15 Cancellation: Fort Bend County shall have the right to cancel for default all or any part of the undelivered portion of an order if Seller breaches any of the terms hereof including warranties of Seller, or if the Seller becomes insolvent or files for protection under the bankruptcy laws. Such rights of cancellation are in addition to and not in lieu of any other remedies, which Fort Bend County may have in law or equity.
- 2.16 Termination: The performance of work under a Purchase Order may be terminated in whole or in part by the County in accordance with this provision. Termination of work there under shall be effected by the delivery to the Seller of a "Notice of Termination" specifying the extent to which performance of work under the order is terminated and the date upon which such termination becomes effective. Such right of termination is in addition to and not in lieu of rights of Fort Bend County set forth in Clause 15 herein.
- 2.17 Force Majeure: Force Majeure means a delay encountered by a party in the performance of its obligations under this Agreement, which is caused by an event beyond the reasonable control of that party. Without limiting the generality of the foregoing, "Force Majeure" shall include but not be restricted to the following types of events: acts of God or public enemy; acts of governmental or regulatory authorities; fires, floods, epidemics or serious accidents; unusually severe weather conditions; strikes, lockouts, or other labor disputes; and defaults by subcontractors. In the event of a Force Majeure, the affected party shall not be deemed to have violated its obligations under this Agreement, and the time for performance of any obligations of that party shall be extended by a period of time necessary to overcome the effects of the Force Majeure, provided that the foregoing shall not prevent this Agreement from terminating in accordance with the termination provisions. If any event constituting a Force Majeure occurs, the affected party shall notify the other parties in writing, within twenty-four (24) hours, and disclose the estimated length of delay, and cause of the delay.
- 2.18 Assignment-Delegation: No right or interest in an order shall be assigned or delegation of any obligation made by Seller without the written permission of Fort Bend County. Any attempted assignment or delegation by Seller shall be wholly void and totally ineffective for all purposes unless made in conformity with this paragraph.
- 2.19 Waiver: No claim or right arising out of a breach of any contract can be discharged in whole or in part by a waiver or renunciation of the claim or right unless the waived or renunciation is supported by consideration and is in writing signed by the aggrieved party.
- 2.20 Modification: A Purchase Order can be modified or rescinded only by a writing signed by both of the parties or their duly authorized agents.

Initials of Bidder: _____



- 2.21 Parol Evidence: This writing is intended by the parties as a final expression of their agreement and is intended also as a complete and exclusive statement of the terms of this agreement. No course of prior dealings between the parties and no usage of the trade shall be relevant to supplement or explain any terms rendered under this agreement and shall not be relevant to determine the meaning of this agreement even though the accepting or acquiescing party has knowledge of the performance and opportunity for objection. Whenever a term defined by the Uniform Commercial Code is used in this agreement, the definition contained in the Code is to control.
- 2.22 Applicable Law: This agreement shall be governed by the Uniform Commercial Code. Whenever the term "Uniform Commercial Code" is used it shall be construed as meaning the Uniform Commercial Code as adopted in the State of Texas and in effect on the date of the purchase order.
- 2.23 Advertising: Seller shall not advertise or publish, without the County's prior consent the fact that Fort Bend County has entered into any contract, except to the extent necessary to comply with proper requests for information from an authorized representative of the federal, state, or local government.
- 2.24 Right to Assurance: Whenever the County in good faith has reason to question the other party's intent to perform. The County may demand that the other party give written assurance of his intent to perform. In the event that a demand is made and no assurance is given within five (5) days, the County may treat this failure as an anticipatory repudiation of the contract.
- 2.25 Venue: Both parties agree that venue for any litigation arising from this contract shall lie in Richmond, Fort Bend County, Texas.
- 2.26 Prohibition Against Personal Interest in Contracts: No officer or employee of the County shall have a financial interest, direct or indirect, in any contract with the County, or shall be financially interested, directly or indirectly, in the sale to the County of any land, materials, supplies, or service, except on behalf of the County as an officer or employee. Any willful violation of this section shall constitute malfeasance in office, and any officer or employee guilty thereof shall be subject to disciplinary action under applicable laws, statutes and codes of the State of Texas. Any violation of this section, with the knowledge, expressed or implied of the person or corporation contracting with the County shall render the contract involved voidable by the County Commissioners Court.

3.0 SCOPE:

It is the intent of Fort Bend County to contract with one (1) vendor to provide uniforms for the Sheriffs Office as specified herein.

4.0 PERIOD OF CONTRACT:

This contract is for the period **1 October 2009** through **30 September 2010**, renewable annually for four (4) years (through 30 September 2014) under the terms and conditions if mutually agreeable to both parties. Either party for any reason may terminate this contract by giving thirty (30) days written notice of the intent to terminate.

5.0 BID FORM COMPLETION:

Fill out, initial each page, SIGN CONTRACT SHEET, and return to the Fort Bend County Purchasing Department ONE (1) complete bid form. An authorized representative of the bidder MUST sign the contract sheet. The bid must be in a sealed envelope and marked with the appropriate bid number. The contract will be binding only when signed by the County Judge, Fort Bend County and a purchase order authorizing the item(s) desired has been issued. The use of liquid paper is **NOT** acceptable and may result in the disqualification of bid. If an error is made, vendor **MUST** draw a line through error and initial each change.

6.0 POINT OF CONTACT:

Point of contact will be Ms. Debbie Kaminski, CPPB, Assistant County Purchasing Agent at (281) 341-8643 or kaminskid@co.fort-bend.tx.us.

7.0 MEASUREMENTS AND DELIVERY:

- 7.1 Vendor must take measurements for uniforms at the Sheriffs Office within 24 hours of telephonic notification of need. Vendor is further responsible for delivery of uniforms.
- 7.2 Delivery will be to the Fort Bend County Sheriffs Office, 1410 Ransom Rd., Richmond, Texas within fourteen (14) working days after receipt of a purchase order executed by the Purchasing Agent.

8.0 MISCELLANEOUS:

- 8.1 Vendor must maintain a showroom and inventory facility located within the Greater Houston Metropolitan Area.
- 8.2 Vendor must employ no less than six (6) alterations/seamstress personnel on a full time basis.
- 8.3 Vendor must be willing to set up a consignment inventory with the Fort Bend County Sheriffs Office for men's and ladies shirts and trousers. Vendor must have a representative complete a site visit and maintain inventory levels at a minimum of twice a month.

Initials of Bidder: _____

- 8.4 Product model numbers specified are listed for information only. Vendors may bid an or equal, see section 1.18 above.
- 8.5 Uniforms may be purchased singly or in quantity.
- 8.6 Bidders may be required to submit samples as requested by the Fort Bend County Purchasing Department for inspection and evaluation after bid opening.
- 8.7 Colors will be chosen by the Sheriffs Office at beginning of contract.

9.0 UNIFORM SPECIFICATIONS:

Item 1: Men's Trousers-Western pockets, #1872

FABRIC:

A VISA System 3 fabric from Milliken & Company, Style 7428-9891, 100% Dacron Polyester, a textured/spun combination, 13.5 -14 oz. per linear yard, 2 x 2 gabardine weave.

DESIGN:

Shall be made on a uniform pattern with a plain front with three quarter top drop front pockets and two back pockets.

POCKETS:

The front pocket opening will be a minimum 5-1/2" and be 6" deep from the bottom of the opening. They shall be stitched, turned, and re-stitched. The inside front pocket facing shall be a separate piece of self material finishing no less than 1-1/4" wide. The back pockets will have a minimum opening of 5-1/2" and be 6" deep. They shall be made with a Reese PW automatic machine and finished on the outside with an exposed top and bottom cord. The left back pocket shall have a tab to button. The front pockets shall each have a straight bartacks and the back pockets shall be bar tacked with a triangular bar tacking machine.

Pants size 28 and 29 will have a minimum pocket opening of 5-1/2".

POCKETING:

All pocketing shall be tan, 75% Polyester/25% Cotton with a minimum thread count of 86 x 56. The weight shall be 3.0 yards per pound.

WAISTBAND:

The waistband shall be 1-1/2" wide and shall be closed with a crushproof hook and eye. The waistband curtain, attached with a rocap machine, shall have SnugTex and be made of pocketing fabric, Ban-Rol waistband stiffener, 3/4" in width, shall be sewn into the waistband on the front of the trouser from side seam to side seam. The full length of the waistband is fused with Pellon. The trousers are to be made with a continuous closed waistband. The waistband shall be set on and shall be stitched below the lower edge through the outer fabric and the waistband curtain.

INSIDE TRIM:

The right fly and crotch linings shall be the same fabric and color as the waistband curtain. The right fly lining shall be sewn to the left fly below the zipper. The crotch lining shall be serged to each front. A one piece French fly made of the outer fabric shall be sewn to the inside right fly. A separate sewn on French fly will not be acceptable.

BELT LOOPS:

There shall be a minimum of five (5) belt loops on waist sizes, 28, 29, 30 and a minimum of seven (7) belt loops on waist sizes 31-48, and a minimum of nine (9) on sizes 50 and larger. Each loop shall be 3/4" wide of double thickness and stitched on the face side with a 2 needle machine. Except for the center back loop which shall be tacked on, all loops shall be sewn into the rocap and bar tacked 1/4" below the waistband so as to accommodate a 2" belt. They shall accommodate a 2" belt.

ZIPPER:

The trousers shall be closed with a YKK brass zipper which has a brass bottom stop at the base of the zipper chain and a brass ratcheting cam lock slider. The inside left fly will be reinforced with Pellon under the zipper stitching. A straight bartack shall be sewn through from the outside of the garment to the inside at the bottom of the fly. It shall be sewn through the zipper tape, the right and left fly and the right fly lining. The right and left fly shall be joined by an additional bartack located below the bottom zipper stop on the inside of the trouser.

SEAMING:

The entire trouser is to be seamed with polyester core thread. The seat seam shall be stitched with a tandem needle seat seaming machine. All exposed inside seams of the trousers are to be serged.

SIZE TAG:

Trousers shall be labeled with the following information: Lot number, size, fiber content, and care instructions.

FINISHING AND PRESSING:

All loose thread shall be removed. Trousers must be pressed completely and properly with the side seam, inseam, and seat seam pressed open. There must be a Texpak clip attached to the top fly of the finished trouser.

WARRANTY:

One year against workmanship or fabric defects.

STRIPING:

Each pant shall have a piggyback striping from the waistband down. The stripe shall be 1/2" brown on 3/4" gold.

Item 2: Men's Trousers - Traditional Style, #2600

FABRIC:

A VISA System 3 fabric from Milliken & Company, Style 707470, 100% Dacron Polyester, 2 ply warp and filling, 10.5 -11 oz. per linear yard, 2 x 1 Gabardine weave.

DESIGN:

Shall be made on a uniform pattern, having a plain front with quarter top pockets and two back pockets.

POCKETS:

The front pocket opening will be a minimum 6-1/2" and be 6" deep from the bottom of the opening. They shall be stitched, turned, and restitched. The inside front pocket facing shall be a separate piece of self material finishing no less than 1-1/4" wide. The back pockets will have a minimum opening of 5-1/2" and be 6" deep. Sizes 29 and smaller will have a 5" opening. They shall be made with a Reese PW automatic machine and finished on the outside with an exposed top and bottom cord. The left pocket shall have a tab to button. The front pockets shall each have a straight bartack and each back pocket shall be bartacked with a triangular bartack. All front pockets shall be reinforced with a double layer of pocketing material.

POCKETING:

All pocketing shall be black, 75% Polyester/25% Cotton with a minimum thread count of 90 x 56. The weight shall be 3.0 yards/pound.

WAISTBAND:

The waistband shall be 2" wide and shall be closed with a crush-proof hook and eye. The waistband curtain, attached with a rocap machine, shall have Snugtex and have Perfection fit stretch on the bottom. Ban-Rol waistband stiffener, 3/4" in width, shall be sewn into the waistband on the front of the trouser from side seam to side seam. The full length of the waistband is fused with Pellon. The trousers are to be made with a continuous closed waistband. The waistband shall be set on and shall be stitched below the lower edge through the outer fabric and the waistband curtain.

INSIDE TRIM:

The right fly and crotch linings shall be the same fabric and color as the waistband curtain. The right fly lining shall be sewn to the left fly below the zipper. The crotch lining shall be serged to each front. A one piece French fly made of outer fabric shall be sewn to the inside right fly. A separate sewn on French fly will not be acceptable.

BELT LOOPS:

There shall be a minimum of five (5) belt loops on waist sizes, 28, 29, 30 and a minimum of seven (7) belt loops on waist sizes 31-48, and a minimum of nine (9) on sizes 50 and larger. Each loop shall be 3/4" wide of double thickness and stitched on the face side with a two needle machine. Except for the center back loop which shall be tacked on, all loops shall be sewn into the bottom of the waistband and into the rocap. They shall accommodate a 1-5/8" belt.



ZIPPER:

The trousers shall be closed with a YKK brass zipper which has a brass bottom stop at the base of the zipper chain and a brass ratcheting cam lock slider. The inside left fly will be reinforced with Pellon under the zipper stitching. A straight bartack shall be sewn through from the outside of the garment to the inside at the bottom of the fly. It shall be sewn through the zipper tape, the right and left fly and the right fly lining. The right and left fly shall be joined by an additional bartack located below the bottom zipper stop on the inside of the trouser.

SEAMING:

The entire trouser is to be seamed with polyester core thread. The seat seam shall be stitched with a tandem needle seat seaming machine. All exposed inside seams of the trousers are to be serged.

SIZE TAG:

Trousers shall be labeled with the following information: Lot number, size, fiber content, and care instructions.

FINISHING AND PRESSING:

All loose thread shall be removed. Trousers must be pressed completely and properly with the side seam, inseam, and seat seam pressed open. There must be a Texpak clip attached to the top fly of the finished trouser.

WARRANTY:

One year against workmanship or fabric defects.

STRIPING:

Each pant shall have a piggyback striping from the waistband down. The stripe shall be ½" brown on ¾" gold.

Item 3: Men's Tactical pants

Style No. 74251 or 74251L (Large Size) or 74251U (Unhemmed)

FABRIC TREATMENT:

Main Body: Pants are available in two fabrics: 100% Cotton Tactical Canvas, 8.5 oz (290 gm), 73x40/10x10, Pant Weight or 100% Cotton Printed Camouflage Tactical Canvas, 8.5 oz (290 gm), Piece Dyed and Printed.

POCKETING:

Pocketing: 80% Polyester 20% Cotton T/C, tightly woven poplin

FEATURES AND BENEFITS:

Self adjusting action waist with elastic sides; 7 belt loops and a D-ring; Deep front pockets; cargo pockets with flaps; Knife/Cell phone pocket on right front, Large open-top back pockets, and a tool strap on right back. Pants have double knees of self fabric, removable 6mm Neoprene knee pad inserts; and double seat of self fabric. Bottom hems have openings for draw cords.



DESIGN DETAILS:

Pockets-Front Pocket openings have self fabric facings and extra reinforcement on knife clipping area. Pocket openings are firmly bar tacked on both ends. Pocket bags are made of durable Poly/Cotton blend and they are extra deep. Pocket bags are finished clean inside the pant and double stitched for heavy duty. Cargo pockets have large flaps and Velcro closure. Knife pocket is lined with extra durable Cordura Nylon. Pocket has gussets on sides and a large flap with Velcro closure; accommodates a blackberry. Back Pockets are formed of self fabric and extra large with large open top. Top has Velcro closure. Opening has extra reinforcement on the side seam side; both ends are firmly cross-bar tacked.

CLOSURES:

Closures to be high quality, proven brand name products. Fly zipper is metallic YKK® zipper with auto lock slider. Waist snap is metallic PRYM® snaps with extra strong grip. Inside fly button is cross tacked.

Item 4: Men's Polyester/Cotton MatrixSeries™ Class B Cargo Pocket Trousers – Style 1775ST

FABRIC:

Style: Perfection MatrixSeries™ Engineered Stretch Twill with Perfection X-Factor™ Technologies, featuring SwiftGaley Indestructible 5454/158 with H2 Tech Dual Action (Hydrophilic/Hydrophobic), Flex, and UltraDye Enhancements. Color: Silver Tan utilizing H2 UltraDye Technology for Enhanced Color Depth and Color Retention (Other dye processes are unacceptable.) Fiber Content: 65% polyester/35% combed cotton. Weave: 2 x 1 Twill with Engineered Stretch. Weight: 7.5oz./square yard. Construction: 90 warp x 50 filling. Tensile Strength: 160 x 90 lbs. Finishes: Pre-cured, Wrinkle Resistant, & H2 Tech treatments to provide superior color retention, internal hydrophilic wickability & breathability, and external hydrophobic resistance to water based liquids (Other surface treatments are unacceptable.) UV/ Sun Protection – UPF 40+ rating (Highest apparel rating).

POCKETING AND LINING:

Style: QST Starspun III. Fiber Content: 70% polyester/30% cotton. Weave: Plain. Weight: 3.5 oz./square yard. Construction: 82 warp x 50 filling. Tensile Strength: 119 x 98 lbs. Color: Harmonizing Tan

DESIGN:

Shall feature the Perfection EGC System™ Design for enhanced comfort and mobility. Uniform trouser with a plain front with two quarter top pockets. Cell phone pocket. Two side cargo pockets. Topstitched back pockets with triangle bartacks, left pocket has tab to button. Zipper fly front with French fly. 1-piece EGC diamond gusset crotch for enhanced comfort, mobility, & wearlife. Two inch wide EGC Perfection Fit expandable waistband, with dropped belt loops. Straight leg bottoms. CREASET® Super Silicone Creases. The trousers shall be made from a men's relaxed fit uniform trouser pattern.

POCKETS:

The front pockets are quarter top style, with a minimum 6 1/2" opening and a 6" depth, measured from the bottom of the opening. The front pocket bags are double tipped and shall be stitched, turned, and re-stitched. The inside front pocket facing shall be a separate piece of self material finishing no less than 1 1/4" wide. A cell phone pocket inside the left front pocket is accessed by a 7" invisible zipper. Each front pocket shall have a straight bartack at the top and a triangle bartack at the bottom of the opening. There is a double-compartment cargo pocket with a flap centered on the outseam, approximately 9 1/2" below the waist seam. Each cargo pocket measures 7" wide x 7 3/4" long and has mitered corners. The front compartment has a 1-1/2" stitched box pleat. The top of the flap is stitched to the pocket and has horizontal bartacks in the upper corners. The flap closes with three pieces of Velcro® loop: a 1" x 1" piece in each lower corner and a 1" x 1-1/2" strip at the point to match the Velcro® hook placement on the pockets. The back compartment is accessed by a hidden 6" nylon zipper with molded plastic teeth (1-1/8" behind and below the upper edge of the flap.) Both zippers open in a front-toward-back direction. The back pockets have 5 1/2" openings and are 6" deep. They shall be made with a Reese PW automatic machine and topstitched on the outside with an exposed top and bottom welt inside facing. The left pocket shall have a tab to button. The back pockets shall have triangle bartacks at the ends of the openings.

WAISTBAND:

The trousers are made with a 2" wide Perfection EGC System™ expandable waistband for exact fit, with enhanced comfort and mobility. The waistband on the front panel has an extension that joins to the inside of the back waistband with heavy-duty hidden elastic. This construction enables the waistband to automatically expand & contract 2 to 4 inches, as necessary. The waistband is stabilized with fusible nonwoven interlining. The waistband shall close with two crush proof hooks and eyes, which are reinforced with canvas stays. There shall be a bartack behind each eye. The Perfection Breathable EGC Stretch Waistband Curtain finishes 2 5/8" wide. The upper portion is made of 1 1/8" wide bias cut pocketing fabric with 1/16" topstitching and 3/4" wide stretch Ban-Rol® canvas. The lower portion is 1 1/2" wide and is made of woven elastic with 3-strand Mini Snugtex® to insure shirt tail "tuck". The waistband curtain shall be set on with a rocap machine and be closed by stitching below the waistband through the outer fabric and the waistband curtain.

BELT LOOPS:

There shall be seven belt loops on all sizes. Each loop is to be 1" wide, of double thickness, have canvas interlining and be stitched with a 1/4" gauge twin needle. All loops (except for the center back loop) shall be stitched into the waistband curtain seam and be tacked 1/4" below the waistband. The top of the center back loop shall be tacked to the outside of the waistband, folded over the tacking, with the bottom of the loop tacked 1/4" below the waistband. They shall accommodate a 2" wide belt.

FLY:

The trousers shall close with a YKK brass memory lock zipper which has a brass bottom stop at the base of the zipper chain and a brass ratcheting cam lock slider. Both flies have fusible nonwoven interlining. The right fly has a French fly extension and is lined with pocketing fabric, which extends from the top of the waistband to the inseam. A matching button is stitched to the left waistband curtain to fasten the French fly. A straight bartack shall be stitched at the bottom of the fly from the outside of the garment, through the zipper tape, the right and left fly and the right fly lining. The right and left fly shall be joined by an additional bartack located below the bottom zipper stop on the inside of the trousers. The zipper and fly topstitching extend to the top of the waistband.

INSIDE TRIM:

The right fly lining extension is stitched to the front seat seam allowances and extends to the inseam.

DIAMOND GUSSET:

Perfection EGC System™ incorporates a one piece Diamond Gusseted Crotch construction for enhanced comfort, mobility and wear life. All raw edges must be serged prior to setting the gusset. After the gusset is set, it is topstitched, 1/16" from the edges. Safety stitch construction is unacceptable.

CREASING:

The front and rear creases in the trouser legs incorporate a permanent modified "Super Silicone" crease produced by the CREASET® System, that is specially formulated for fabrics with high technology treatments.

STITCHING:

The entire trouser is to be stitched with matching polyester core or 100% polyester spun thread. The thread shall be colorfast and match the fabric. All visible stitching must be 10-11 stitches per inch. All exposed inside seams are to be serged. The seat seam must be stitched with a tandem needle machine. There is a minimum 2 3/4" seat outlet for alterations.

PRESSING AND FINISHING:

All loose threads shall be removed. Trousers must be pressed on Hothead presses and properly shaped, with the inseams, outseams, and seat seam pressed open. There must be a Texpak clip attached to the waistband of the finished trousers.

LABELING:

Trousers shall be labeled Perfection MatrixSeries™, with the following information: manufacturer, style number, size, fiber content, care instructions, RN number and country of origin.

SIZES:

The trousers shall be unhemmed and be available in a regular rise length in waist sizes 28 through 60. Odd waist sizes are available through size 37.

Item 5: Men's Polyester/Cotton MatrixSeries™ Class B Trousers – Style 1725ST

FABRIC:

Style: Perfection MatrixSeries™ Engineered Stretch Twill with Perfection X-Factor™ Technologies, featuring SwiftGaley Indestructible 5454/158 with H2 Tech Dual Action Hydrophilic/Hydrophobic), Flex, and UltraDye Enhancements. Color: Silver Tan utilizing H2 UltraDye Technology for Enhanced Color Depth and Color Retention (Other dye processes are unacceptable.) Fiber Content: 65% polyester/35% combed cotton. Weave: 2 x 1 Twill with Engineered Stretch. Weight: 7.5oz./square yard. Construction: 90 warp x 50 filling. Tensile Strength: 160 x 90 lbs. Finishes: Pre-cured, Wrinkle Resistant, & H2 Tech treatments to provide superior color retention, internal hydrophilic wickability & breathability, and external hydrophobic resistance to water based liquids (Other surface treatments are unacceptable.) UV/ Sun Protection – UPF 40+ rating (Highest apparel rating).

POCKETING AND LINING:

Style: QST Starspun III. Fiber Content: 70% polyester/30% cotton. Weave: Plain. Weight: 3.5 oz./square yard. Construction: 82 warp x 50 filling. Tensile Strength: 119 x 98 lbs. Color: Harmonizing Tan

DESIGN:

Shall feature the Perfection EGC System™ Design for enhanced comfort and mobility. Uniform trouser with a plain front with two quarter top pockets. Cell phone pocket. Topstitched back pockets with triangle bartacks, left pocket has tab to button. Zipper fly front with French fly. 1-piece EGC diamond gusset crotch for enhanced comfort, mobility, & wearlife. Two inch wide EGC Perfection Fit expandable waistband, with set in belt loops. Straight leg bottoms. CREASET® Super Silicone Creases. The trousers shall be made from a men's relaxed fit uniform trouser pattern.

POCKETS:

The front pockets are quarter top style, with a minimum 6 1/2" opening and a 6" depth, measured from the bottom of the opening. The front pocket bags are double tipped and shall be stitched, turned, and re-stitched. The inside front pocket facing shall be a separate piece of self material finishing no less than 1 1/2" wide. A cell phone pocket inside the left front pocket is accessed by a 7" invisible zipper. The back pockets have 5 1/2" openings and are 6" deep. They shall be made with a Reese PW automatic machine and topstitched on the outside with an exposed top and bottom welt inside facing. The left pocket shall have a tab to button. The front pockets shall have straight bartacks at the ends of the openings. The back pockets shall have triangle bartacks at the ends of the openings.

WAISTBAND:

The trousers are made with a 2" wide Perfection EGC System™ expandable waistband for exact fit, with enhanced comfort and mobility. The waistband on the front panel has an extension that joins to the inside of the back waistband with heavy-duty hidden elastic. This construction enables the waistband to automatically expand & contract 2 to 4 inches, as necessary. The waistband is stabilized with fusible nonwoven interlining. The waistband shall close with two crush proof hooks and eyes, which are reinforced with canvas stays. There shall be a bartack behind each eye. The Perfection Breathable EGC Stretch Waistband Curtain finishes 2 5/8" wide. The upper portion is made of 1

1/8" wide bias cut pocketing fabric with 1/16" topstitching and 3/4" wide stretch Ban-Rol® canvas. The lower portion is 1 1/2" wide and is made of woven elastic with 3-strand Mini Snugtex® to insure shirt tail "tuck". The waistband curtain shall be set on with a rocap machine and be closed by stitching below the waistband through the outer fabric and the waistband curtain.

BELT LOOPS:

There shall be seven belt loops on sizes 38 and smaller, and 8 belt loops on sizes 40 and larger. Each loop is to be 3/4" wide, of double thickness, have canvas interlining and be stitched with a 1/4" gauge twin needle. All loops (except for the center back loop) shall be stitched into the waistband curtain seam and the bottom of the waistband. The top of the center back loop shall be tacked to the outside of the waistband, folded over the tacking, with the bottom of the loop tacked to the trousers. They shall accommodate a 1 3/4" wide belt.

FLY:

The trousers shall close with a YKK brass memory lock zipper which has a brass bottom stop at the base of the zipper chain and a brass ratcheting cam lock slider. Both flies have fusible nonwoven interlining. The right fly has a French fly extension and is lined with pocketing fabric, which extends from the top of the waistband to the inseam. A matching button is stitched to the left waistband curtain to fasten the French fly. A straight bartack shall be stitched at the bottom of the fly from the outside of the garment, through the zipper tape, the right and left fly and the right fly lining. The right and left fly shall be joined by an additional bartack located below the bottom zipper stop on the inside of the trousers. The zipper and fly topstitching extend to the top of the waistband.

INSIDE TRIM:

The right fly lining extension is stitched to the front seat seam allowances and extends to the inseam.

DIAMOND GUSSET:

Perfection EGC System™ incorporates a one piece Diamond Gusseted Crotch construction for enhanced comfort, mobility and wear life. All raw edges must be serged prior to setting the gusset. After the gusset is set, it is topstitched, 1/16" from the edges. Safety stitch construction is unacceptable.

CREASING:

The front and rear creases in the trouser legs incorporate a permanent modified "Super Silicone" crease produced by the CREASET® System, that is specially formulated for fabrics with high technology treatments.

STITCHING:

The entire trouser is to be stitched with matching polyester core or 100% polyester spun thread. The thread shall be colorfast and match the fabric. All visible stitching must be 10-11 stitches per inch. All exposed inside seams are to be serged. The seat seam must be stitched with a tandem needle machine. There is a minimum 2 3/4" seat outlet for alterations.

PRESSING AND FINISHING:

All loose threads shall be removed. Trousers must be pressed on Hothead presses and properly shaped, with the inseams, outseams, and seat seam pressed open. There must be a Texpak clip attached to the waistband of the finished trousers.

LABELING:

Trousers shall be labeled Perfection MatrixSeries™, with the following information: manufacturer, style number, size, fiber content, care instructions, RN number and country of origin.

SIZES:

The trousers shall be unhemmed and be available in a regular rise length in waist sizes 28 through 60. Odd waist sizes are available through size 37.

STRIPING:

Each pant shall have piggyback striping from the waistband down. The stripe shall be ½" Brown on ¾" gold.

Item 6: Maintenance Jeans, Men's Wrangler Cowboy Cut® Original Fit - Black Chocolate 13MWZKL

Item 7: Women's Trousers-Western pockets, #1722

FABRIC:

A VISA System 3 fabric from Milliken & Company, Style 7428-9891, 100% Dacron Polyester, a textured/spun combination, 13.5 -14 oz. per linear yard, 2 x 2 gabardine weave.

DESIGN:

Shall be made on a modified ladies uniform pattern, having a plain front with three quarter top drop front pockets and two back pockets.

POCKETS:

The front pocket opening will be a minimum 5-1/2" and be 5" deep from the bottom of the opening. They shall be stitched, turned, and re-stitched. The inside front pocket facing shall be a separate piece of self material finishing no less than 1-1/4" wide. The back pockets will have a minimum opening of 5-1/2" and be 6" deep on size 14 and up. On size 12 and down, the minimum opening will be 5" wide and 6" deep. They shall be made with a Reese PW automatic machine and finished on the outside with an exposed top and bottom cord. The left back pocket shall have a tab to button. The front pockets shall have straight bartacks and the back pockets shall be bartacked with a triangular bartack machine. Front pockets shall be reinforced with a double layer of pocketing material.

POCKETING:

All pocketing shall be tan, 75% Polyester/25% cotton with a minimum thread count of 86 x 56. The weight shall be 3.0 yards per pound.

WAISTBAND:

The waistband shall be 1-1/2" wide and shall be closed with a crushproof hook and eye, the eye being bartacked for stability. The waistband curtain, attached with a rocap machine, shall have SnugTex and be made of pocketing fabric. Ban-Rol waistband stiffener, 3/4" in width, shall be sewn into the waistband on the front of the trouser from side seam to side seam. The full length of the waistband is fused with Pellon. The trousers are to be made with a continuous closed waistband. The waistband shall be set on and stitched below the lower edge through the outer fabric and waistband curtain.

INSIDE TRIM:

The right fly shall be the same fabric and color as the waistband curtain. The right fly lining shall be sewn to the left fly below the zipper.

BELT LOOPS:

There shall be a minimum of five (5) drop belt loops on waist sizes 12 and down, and a minimum of seven (7) on all sizes over 14. Each loop shall be 3/4" wide of double thickness and stitched on the face side with a two needle machine. Except for the center back loop, which shall be tacked on, all loops shall be sewn into the rocap at the top and dropped and tacked below the waistband seam. They shall accommodate a 1-5/8" belt.

ZIPPER:

The trousers shall be closed with a YKK brass zipper which has a brass bottom stop at the base of the zipper chain and a brass ratcheting cam lock slider. The inside left fly will be reinforced with Pellon under the zipper stitching. A straight bartack shall be sewn through from the outside of the garment to the inside at the bottom of the fly. It shall be sewn through the zipper tape, the right and left fly and the right fly lining. The right and left fly shall be joined by an additional bartack located below the bottom zipper stop on the inside of the trouser.

SEAMING:

The entire trouser is to be seamed with polyester core thread. The seat seam shall be stitched with a Tandem needle seat seaming machine. All exposed inside seams of the trousers are to be serged.

SIZE TAG:

Trousers shall be labeled with the following information: Lot number, size, fiber content, and care instructions.

FINISHING AND PRESSING:

All loose thread shall be removed. Trousers must be pressed completely and properly with the side seam, inseam, and seat seam pressed open. There must be a Texpak clip attached to the top fly of the finished trouser.

WARRANTY:

One year against workmanship or fabric defects.

STRIPING:

Each pant shall have a piggyback striping from the waistband down. The stripe shall be 1/2" brown on 3/4" gold.

Item 8: Women's Trousers - Traditional Style, #L2600

FABRIC:

A VISA System 3 fabric from Milliken & Company, Style 707470, 100% Dacron Polyester two ply warp and filling, 10.5 - 11 oz. per yard, 2 x 1 gabardine weave.

DESIGN:

Shall be made on a modified ladies uniform pattern, having one dart on each front and quarter top front pockets and two back pockets.

POCKETS:

The front pocket opening will be a minimum 6" and be 5-1/2" deep from the bottom of the opening. They shall be stitched, turned, and restitched. The inside front pocket facing shall be a separate piece of self material finishing no less than 1-1/4" wide. The back pockets will have a minimum opening of 5-1/2" and be 6" deep on a size 14 and up. On size 12 and down, the minimum opening will be 5" wide and 6" deep. They shall be made with a Reese PW automatic machine and finished on the outside with an exposed top and bottom cord. The left pocket shall have a tab to button. The front pocket will have straight bartacks. The back pockets shall be bartacked with a triangular bartacking. Front pockets shall be reinforced with a double layer of pocketing material.

POCKETING:

All pocketing shall be black, 75% polyester/25% cotton with a minimum thread count of 90 x 56. The weight shall be 3.0 yards per pound.

WAISTBAND:

The waistband shall be 1-1/2" wide and shall be closed with a crush-proof hook and eye, the eye being bartacked for stability. The waistband curtain, attached with a rocap machine, shall have SnugTex and Perfection Fit stretch material or equal. Ban-Rol waistband stiffener, 3/4" in width, shall be sewn into the waistband on the front of the trouser from side seam to side seam. The full length if the waistband is fused with Pellon. The back of the waistband contains elastic, which allows the waistband to stretch 1-1/2". The trousers are to be made with a continuous closed waistband. The waistband shall be set on and stitched below the lower edge through the outer fabric and waistband curtain.

INSIDE TRIM:

The right fly shall be the same fabric and color as the waistband curtain. The right fly lining shall be sewn to the left fly below the zipper.

Initials of Bidder: _____



BELT LOOPS:

There shall be a minimum of five (5) drop belt loops on waist sizes 12 and down, and a minimum of seven (7) on all sizes over 14. Each loop shall be 3/4" wide of double thickness and stitched on the face side with a 2 needle machine. Except for the center back loop, which will be tacked on, all loops are to be sewn into the rocap at the top and dropped and tacked below the waistband. They shall accommodate a 1-5/8" belt.

ZIPPER:

The trousers shall be closed with a YKK brass zipper which has a brass bottom stop at the base of the zipper chain and a brass ratcheting cam lock slider. The inside left fly will be reinforced with Pellon under the zipper stitching. A straight bartack shall be sewn through from the outside of the garment to the inside at the bottom of the fly. It shall be sewn through the zipper tape, the right and left fly and the right fly lining. The right and left fly shall be joined by an additional bartack located below the bottom zipper stop on the inside of the trouser.

SEAMING:

The entire trouser is to be seamed with polyester core thread. The seat seam shall be stitched with a tandem needle seat seaming machine. All exposed inside seams of the trouser are to be serged.

SIZE TAG:

Trousers shall be labeled with the following information: Lot number, size, fiber content, and care instructions.

FINISHING AND PRESSING:

All loose thread shall be removed. Trousers must be pressed completely and properly with the side seam, inseam, and seat seam pressed open. There must be a Texpak clip attached to the top fly of the finished trousers.

WARRANTY:

One year against workmanship or fabric defects.

STRIPING:

Each pant shall have a piggyback striping from the waistband down. The stripe shall be 1/2" brown on 3/4" gold.

Item 9: Women's Polyester/Cotton MatrixSeries™ Trousers – Style L1725ST

FABRIC:

Style: Perfection MatrixSeries™ Engineered Stretch Twill with Perfection X-Factor™ Technologies, featuring SwiftGaley Indestructible 5454/158 with H2 Tech Dual Action (Hydrophilic/Hydrophobic), Flex, and UltraDye Enhancements. Color: Silver Tan utilizing H2 UltraDye Technology for Enhanced Color Depth and Color Retention (Other dye processes are unacceptable.) Fiber Content: 65% polyester/35% combed cotton. Weave: 2 x 1 Twill with Engineered Stretch. Weight: 7.5oz./square yard. Construction: 90 warp x 50 filling. Tensile Strength: 160 x 90 lbs. Finishes: Pre-cured, Wrinkle

Resistant, & H2 Tech treatments to provide superior color retention, internal hydrophilic wickability & breathability, and external hydrophobic resistance to water based liquids (Other surface treatments are unacceptable.) UV/ Sun Protection – UPF 40+ rating (Highest apparel rating)

POCKETING AND LINING:

Style: QST Starspun III. Fiber Content: 70% polyester/30% cotton. Weave: Plain. Weight: 3.5 oz./square yard. Construction: 82 warp x 50 filling. Tensile Strength: 119 x 98 lbs.. Color: Black

DESIGN:

Shall feature the Perfection EGC System™ Design for enhanced comfort and mobility. Uniform trouser with a plain front with two quarter top pockets. Cell phone pocket. Topstitched back pockets with triangle bartacks, left pocket has tab to button. Zipper fly front with French fly. 1-piece EGC diamond gusset crotch for enhanced comfort, mobility, & wearlife Two inch wide EGC Perfection Fit expandable waistband, with set in belt loops. Straight leg bottoms. CREASET® Super Silicone Creases. The trousers shall be made from a women's relaxed fit uniform trouser pattern.

POCKETS:

The front pockets are quarter top style, with a minimum 6 1/2" opening and a 5 1/2" depth, measured from the bottom of the opening. The front pocket bags are double tipped and shall be stitched, turned, and re-stitched. The inside front pocket facing shall be a separate piece of self material finishing no less than 1 1/2" wide. A cell phone pocket inside the left front pocket is accessed by a 7" invisible zipper. The back pockets have minimum openings of 4 1/2" and are 6" deep. They shall be made with a Reese PW automatic machine and topstitched on the outside with an exposed top and bottom welt inside facing. The left pocket shall have a tab to button. The front pockets shall have straight bartacks at the ends of the openings. The back pockets shall have triangle bartacks at the ends of the openings.

WAISTBAND:

The trousers are made with a 2" wide Perfection EGC System™ expandable waistband for exact fit, with enhanced comfort and mobility. The waistband on the front panel has an extension that joins to the inside of the back waistband with heavy-duty hidden elastic. This construction enables the waistband to automatically expand & contract 2 to 4 inches, as necessary. The waistband is stabilized with fusible nonwoven interlining. The waistband shall close with two crush proof hooks and eyes, which are reinforced with canvas stays. There shall be a bartack behind each eye. The Perfection Breathable EGC Stretch Waistband Curtain finishes 2 5/8" wide. The upper portion is made of 1 1/8" wide bias cut pocketing fabric with 1/16" topstitching and 3/4" wide stretch Ban-Rol® canvas. The lower portion is 1 1/2" wide and is made of woven elastic with 3-strand Mini Snugtex® to insure shirt tail "tuck". The waistband curtain shall be set on with a rocap machine and be closed by stitching below the waistband through the outer fabric and the waistband curtain.

BELT LOOPS:

There shall be seven belt loops on sizes 20 and smaller, and 8 belt loops on sizes 22 and larger. Each loop is to be 3/4" wide, of double thickness, have canvas interlining and be stitched with a 1/4" gauge twin needle. All loops (except for the center back loop) shall be stitched into the waistband

curtain seam and the bottom of the waistband. The top of the center back loop shall be tacked to the outside of the waistband, folded over the tacking, with the bottom of the loop tacked to the trousers. They shall accommodate a 1 3/4" wide belt.

FLY:

The trousers shall close with a YKK brass memory lock zipper which has a brass bottom stop at the base of the zipper chain and a brass ratcheting cam lock slider. Both flies have fusible nonwoven interlining. The right fly has a French fly extension and is lined with pocketing fabric, which extends from the top of the waistband to the inseam. A matching button is stitched to the left waistband curtain to fasten the French fly. A straight bartack shall be stitched at the bottom of the fly from the outside of the garment, through the zipper tape, the right and left fly and the right fly lining. The right and left fly shall be joined by an additional bartack located below the bottom zipper stop on the inside of the trousers. The zipper and fly topstitching extend to the top of the waistband.

INSIDE TRIM:

The right fly lining extension is stitched to the front seat seam allowances and extends to the inseam.

DIAMOND GUSSET:

Perfection EGC System™ incorporates a one piece Diamond Gusseted Crotch construction for enhanced comfort, mobility and wearlife. All raw edges must be serged prior to setting the gusset. After the gusset is set, it is topstitched, 1/16" from the edges. Safety stitch construction is unacceptable.

CREASING:

The front and rear creases in the trouser legs incorporate a permanent modified "Super Silicone" crease produced by the CREASET® System, that is specially formulated for fabrics with high technology treatments.

STITCHING:

The entire trouser is to be stitched with matching polyester core or 100% polyester spun thread. The thread shall be colorfast and match the fabric. All visible stitching must be 10-11 stitches per inch. All exposed inside seams are to be serged. The seat seam must be stitched with a tandem needle machine. There is a minimum 2 3/4" seat outlet for alterations.

PRESSING AND FINISHING:

All loose threads shall be removed. Trousers must be pressed on Hothead presses and properly shaped, with the inseams, outseams, and seat seam pressed open. There must be a Texpak clip attached to the waistband of the finished trousers.

LABELING:

Trousers shall be labeled Perfection MatrixSeries™, with the following information: manufacturer, style number, size, fiber content, care instructions, RN number and country of origin.

SIZES:

The trousers shall be unhemmed and be available in a regular rise length in waist sizes 2 through 24, even sizes only.

STRIPING:

Each pant shall have piggyback striping from the waistband down. The stripe shall be ½" Brown on ¾" gold.

Item 10: Women's Polyester/Cotton MatrixSeries™ Class B Cargo Pocket Trousers – Style L1775ST

FABRIC:

Style: Perfection MatrixSeries™ Engineered Stretch Twill with Perfection X-Factor™ Technologies, featuring SwiftGaley Indestructible 5454/158 with H2 Tech Dual Action (Hydrophilic/Hydrophobic), Flex, and UltraDye Enhancements. Color: Silver Tan, utilizing H2 UltraDye Technology for Enhanced Color Depth and Color Retention (Other dye processes are unacceptable.) Fiber Content: 65% polyester/35% combed cotton. Weave: 2 x 1 Twill with Engineered Stretch. Weight: 7.5oz./square yard. Construction: 90 warp x 50 filling. Tensile Strength: 160 x 90 lbs. Finishes: Pre-cured, Wrinkle Resistant, & H2 Tech treatments to provide superior color retention, internal hydrophilic wickability & breathability, and external hydrophobic resistance to water based liquids (Other surface treatments are unacceptable.) UV/ Sun Protection – UPF 40+ rating (Highest apparel rating).

POCKETING AND LINING:


Style: QST Starspun III. Fiber Content: 70% polyester/30% cotton. Weave: Plain. Weight: 3.5 oz./square yard. Construction: 82 warp x 50 filling. Tensile Strength: 119 x 98 lbs. Color: Black

DESIGN:

Shall feature the Perfection EGC System™ Design for enhanced comfort and mobility. Uniform trouser with a plain front with two quarter top pockets. Cell phone pocket. Two side cargo pockets. Topstitched back pockets with triangle bartacks, left pocket has tab to button. Zipper fly front with French fly. 1-piece EGC diamond gusset crotch for enhanced comfort, mobility, & wearlife. Two inch wide EGC Perfection Fit expandable waistband, with dropped belt loops. Straight leg bottoms. CREASET® Super Silicone Creases. The trousers shall be made from a women's relaxed fit uniform trouser pattern.

POCKETS:

The front pockets are quarter top style, with a minimum 6 1/2" opening and a 6" depth, measured from the bottom of the opening. The front pocket bags are double tipped and shall be stitched, turned, and re-stitched. The inside front pocket facing shall be a separate piece of self material finishing no less than 1 1/4" wide. A cell phone pocket inside the left front pocket is accessed by a 7" invisible zipper. Each front pocket shall have a straight bartack at the top and a triangle bartack at the bottom of the opening. There is a double-compartment cargo pocket with a flap centered on the outseam, approximately 9 1/2" below the waist seam. Each cargo pocket measures 7" wide x 7 3/4"

Initials of Bidder: 

long and has mitered corners. The front compartment has a 1-1/2" stitched box pleat. The top of the flap is stitched to the pocket and has horizontal bartacks in the upper corners. The flap closes with three pieces of Velcro® loop: a 1" x 1" piece in each lower corner and a 1" x 1-1/2" strip at the point to match the Velcro® hook placement on the pockets. The back compartment is accessed by a hidden 6" nylon zipper with molded plastic teeth (1-1/8" behind and below the upper edge of the flap.) Both zippers open in a front-toward-back direction. The back pockets have minimum openings of 4 1/2" and are 6" deep. They shall be made with a Reese PW automatic machine and topstitched on the outside with an exposed top and bottom welt inside facing. The left pocket shall have a tab to button. The back pockets shall have triangle bartacks at the ends of the openings.

WAISTBAND:

The trousers are made with a 2" wide Perfection EGC System™ expandable waistband for exact fit, with enhanced comfort and mobility. The waistband on the front panel has an extension that joins to the inside of the back waistband with heavy-duty hidden elastic. This construction enables the waistband to automatically expand & contract 2 to 4 inches, as necessary. The waistband is stabilized with fusible nonwoven interlining. The waistband shall close with two crush proof hooks and eyes, which are reinforced with canvas stays. There shall be a bartack behind each eye. The Perfection Breathable EGC Stretch Waistband Curtain finishes 2 5/8" wide. The upper portion is made of 1 1/8" wide bias cut pocketing fabric with 1/16" topstitching and 3/4" wide stretch Ban-Rol® canvas. The lower portion is 1 1/2" wide and is made of woven elastic with 3-strand Mini Snugtex® to insure shirt tail "tuck". The waistband curtain shall be set on with a rocap machine and be closed by stitching below the waistband through the outer fabric and the waistband curtain.

BELT LOOPS:

There shall be seven belt loops on all sizes. Each loop is to be 1" wide, of double thickness, have canvas interlining and be stitched with a 1/4" gauge twin needle. All loops (except for the center back loop) shall be stitched into the waistband curtain seam and be tacked 1/4" below the waistband. The top of the center back loop shall be tacked to the outside of the waistband, folded over the tacking, with the bottom of the loop tacked 1/4" below the waistband. They shall accommodate a 2" wide belt.

FLY:

The trousers shall close with a YKK brass memory lock zipper which has a brass bottom stop at the base of the zipper chain and a brass ratcheting cam lock slider. Both flies have fusible nonwoven interlining. The right fly has a French fly extension and is lined with pocketing fabric, which extends from the top of the waistband to the inseam. A matching button is stitched to the left waistband curtain to fasten the French fly. A straight bartack shall be stitched at the bottom of the fly from the outside of the garment, through the zipper tape, the right and left fly and the right fly lining. The right and left fly shall be joined by an additional bartack located below the bottom zipper stop on the inside of the trousers. The zipper and fly topstitching extend to the top of the waistband.

INSIDE TRIM:

The right fly lining extension is stitched to the front seat seam allowances and extends to the inseam.

DIAMOND GUSSET:

Perfection EGC System™ incorporates a one piece Diamond Gusseted Crotch construction for enhanced comfort, mobility and wear life. All raw edges must be serged prior to setting the gusset. After the gusset is set, it is topstitched, 1/16" from the edges. Safety stitch construction is unacceptable.

CREASING:

The front and rear creases in the trouser legs incorporate a permanent modified "Super Silicone" crease produced by the CREASET® System, that is specially formulated for fabrics with high technology treatments.

STITCHING:

The entire trouser is to be stitched with matching polyester core or 100% polyester spun thread. The thread shall be colorfast and match the fabric. All visible stitching must be 10-11 stitches per inch. All exposed inside seams are to be serged. The seat seam must be stitched with a tandem needle machine. There is a minimum 2 3/4" seat outlet for alterations.

PRESSING AND FINISHING:

All loose threads shall be removed. Trousers must be pressed on Hothead presses and properly shaped, with the inseams, outseams, and seat seam pressed open. There must be a Texpak clip attached to the waistband of the finished trousers.

LABELING:

Trousers shall be labeled Perfection MatrixSeries™, with the following information: manufacturer, style number, size, fiber content, care instructions, RN number and country of origin.

SIZES:

The trousers shall be unhemmed and be available in a regular rise length in ladies sizes 2 through 24, even sizes only.

Item 11: Men's Long Sleeve Shirt-zipper front, #2000

FABRIC:

VISA System 3 fabric from Milliken and Company, Style #707430, 100% Dacron Polyester, texturized woven. Weight 7.25 oz. per yard. single warp, 2 ply filling.

CREASING:

Pockets, pocket flaps, collar band and shoulder straps to be die creased to give uniform shape and size. To have two sewn in permanent military creases in front and three in back.

FRONT:

To have a self fabric center pleat 1-1/2" wide extending from collar band to bottom of shirt. It shall have 2 rows of stitching 7/8" apart. The center pleat to be lined with 100% Polyester, 250 Denier. A self lined button stand 7/8" wide shall be placed on the right side and extend from collar band to

bottom of shirt. There shall be six front and one collar button. Center placket shall be a two piece construction.

COLLAR:

To be die cut. The back of the stand is to measure 1-1/2". The points are to be 3-1/4" in length and top stitched 1/4" from edge. The interlinings are to be 100% polyester, 250 denier. Collar band to be lined with crease "n" tack interlining. Permanent collar stays of proper length are to be sewn inside collar so that no stitches are made through the bottom leaf. The stand shall fasten with one button. All shirts to have satin lining in neck area.

YOKE:

Two piece yoke of self goods to measure approximately 2-3/4" at bottom center of band and 2-1/2" at outside edge of yoke, 1/16" top stitch. Shirts with no top stitched back yoke will not be acceptable.

SLEEVES:

Each sleeve shall have one piece pointed placket 1-1-1/4" wide both top and bottom, with one button placed on the placket approximately 2-1/4" above the top of the cuff. Sleeve setting and closing shall be done with an overedge and safety stitch. Cuffs to close with two buttons and buttonholes, be 2-7/8" wide and have 1/4" top stitching on the edge. They shall be lined with woven, unbleached 100% Cotton interlining.

POCKETS:

Two breast pockets finishing 5-3/8" wide and 5-3/4" long to have mitered corners. Both pockets shall have a 1-1/2" box pleat stitched top and bottom to prevent spreading. Left pocket to have a sewn through pencil opening 1-3/8" wide. Velcro 5/8" wide and 5/8" long to be placed on each pocket to secure Velcro placed on each flap.

FLAPS:

To be die cut, creased and scalloped, finished 5-3/4" in width, 2-3/4" in length at the center and 2-1/2" at each side. Flaps to be placed 1/4" above the top of each pocket and have one centered buttonhole with button. The left flap to have a pencil opening 1-3/8" wide and secured with bartacks on each side of the opening. Velcro 3/4" square to be placed on the edge of each flap. Flaps to be lined with crease 'n' tack interlining.


BADGE TAB:

Inside sling type of self goods approximately 1" wide to extend from joining seam to pocket of left front. To have two small, uncut buttonholes 1-1/4" apart with the lower buttonhole approximately 1" above the flap. Sling shall be turned and stitched and sewn down in the bottom.

SHOULDER STRAPS:

To be sewn into sleeve head seam and measure approximately 2-1/4" tapering to 1-1/2" with end pointed. Straps to be set approximately 1" from the collar seam. They shall be box stitched to shoulders with a row of cross stitching 2" from sleeve head and diagonally sewn from each end of the seam to the sleeve. Shoulder straps are to be die cut, creased and lined with crease "n" tack.

Initials of Bidder: _____



Brown and gold piggyback shoulder straps.

SHIRT SIZES:

Shirts shall be available as a stock item sized with exact neck size and exact sleeve length. Any combination neck size or sleeve lengths are not acceptable.

BUTTONS:

To be a melamine button dyed to match the fabric color, 20 ligne. There shall be gold or silver metal Texas star buttons on the shoulder straps.

ZIPPER CLOSURE:

All shirts shall have a front closure will a 14" nylon separating zipper.

WARRANTY:

One year against workmanship or fabric defects.

EMBLEMS:

Fort Bend County Sheriffs Office emblems to be sewn on both shoulders. Emblems to be furnished by Fort Bend County Sheriffs Office.

Item 12: Men's Long Sleeve Shirt, #3000

FABRIC:

Delta Mills, Style #9270, Tropical Weave, 65% Polyester/35% Rayon, 2 x 2 ply construction. Weight 9.5 - 10 oz. per yard.

CREASING:

Pockets, pocket flaps, collar band and shoulder straps to be die creased to give uniform shape and size. To have two sewn in permanent military creases in front and three in back.

FRONT:

To have a self fabric center pleat 1-1/2" wide extending from collar band to bottom of shirt. It shall have 2 rows of stitching 7/8" apart. The center pleat to be lined with 100% polyester, 250 denier. A self lined button stand 7/8" wide shall be placed on the right side and extend from collar band to bottom of shirt. There shall be six front and one collar button. Center placket shall be a two piece construction.

COLLAR:

To be die cut. The back of the stand is to measure 1-1/2". The points are to be 3-1/4" in length and top stitched 1/4" from edge. The interlinings are to be 100% polyester, 250 denier. Collar band to be lined with crease "n" tack interlining. Permanent collar stays of proper length are to be sewn inside collar so that no stitches are made through the bottom leaf. The stand shall fasten with one button. All shirts to have satin lining in neck area.

Initials of Bidder: _____



YOKE:

Two piece yoke of self goods to measure approximately 2-3/4" at bottom center of band and 2-1/2" at outside edge of yoke, 1/16" top stitch. Shirts with no top stitched back yoke will not be acceptable.

SLEEVES:

Each sleeve shall have one piece pointed placket 1-1-1/4" wide both top and bottom, with one button placed on the placket approximately 2-1/4" above the top of the cuff. Sleeve setting and closing shall be done with an over edge and safety stitch. Cuffs to close with two buttons and buttonholes, to be 2-7/8" wide and have 1/4" top stitching on the edge. They shall be lined with woven, unbleached 100% Cotton interlining.

POCKETS:

Two breast pockets finishing 5-3/8" wide and 5-3/4" long to have mitered corners. Both pockets shall have a 1-1/2" box pleat stitched top and bottom to prevent spreading. Left pocket to have a sewn through pencil opening 1-3/8" wide. Velcro 5/8" wide and 5/8" long to be placed on each pocket to secure Velcro placed on each flap.

FLAPS:

To be die cut, creased and scalloped, finished 5-3/4" in width, 2-3/4" in length at the center and 2-1/2" at each side. Flaps to be placed 1/4" above the top of each pocket and have one centered buttonhole with button. The left flap to have a pencil opening 1-3/8" wide and secured with bartacks on each side of the opening. Velcro 3/4" square to be placed on the edge of each flap. Flaps to be lined with crease 'n' tack interlining.

BADGE TAB:

Inside sling type of self goods approximately 1" wide to extend from joining seam to pocket of left front. To have two small, uncut buttonholes 1-1/4" apart with the lower buttonhole approximately 1" above the flap. Sling shall be turned and stitched and sewn down in the bottom.

SHOULDER STRAPS:


To be sewn into sleeve head seam and measure approximately 2-1/4" tapering to 1-1/2" with end pointed. Straps to be set approximately 1" from the collar seam. They shall be box stitched to shoulders with a row of cross stitching 2" from sleeve head and diagonally sewn from each end of the seam to the sleeve. Shoulder straps are to be die cut, creased and lined with crease "n" tack. Brown and gold piggyback shoulder straps.

SHIRT SIZES:

Shirts shall be available as a stock item sized with exact neck size and exact sleeve length. Any combination neck size or sleeve lengths are not acceptable.

BUTTONS:

To be a melamine button dyed to match the fabric color, 20 ligne. Each shirt shall have either gold or silver metal Texas Star buttons on the shoulder straps.

Initials of Bidder: 

METAL BUTTON FEATURE:

Navy shirts are made to accept metal buttons on the shoulder straps, front, pocket flaps and cuffs. The right front on these shirts is to have an approximate 1-1/2" turnback. Six front buttons to be 22 ligne.

PACKING:

Shirts to be polybagged individually.

WARRANTY:

One year against workmanship or fabric defects.

EMBLEMS:

Fort Bend County Sheriffs Office emblems to be sewn on both shoulders. Emblems to be furnished by Fort Bend County Sheriffs Office.

Item 13: Men's Polyester/Cotton MatrixSeries™ Long Sleeve Shirt – Style 1525

FABRIC:


Style: Perfection MatrixSeries™ Engineered Stretch Twill with Perfection X-Factor™ Fabric Technologies, featuring SwiftGaley Dauntless 1724/158 with H2 Tech Dual Action (Hydrophilic/Hydrophobic), Flex, and UltraDye Enhancements. Color: Utilizing H2 UltraDye Technology for Enhanced Color Depth and Color Retention (Other dye processes are unacceptable.) Fiber Content: 65% polyester/35% combed cotton. Weave: 2 x 1 Twill with Engineered Stretch. Weight: 6.25 – 6.50oz./square yard. Construction: 86 warp x 52 filling. Tensile Strength: 195 x 80 lbs. Finishes: Pre-cured, Wrinkle Resistant, & H2 Tech treatments to provide superior color retention, internal hydrophilic wickability & breathability, and external hydrophobic resistance to water based liquids. (Other surface treatments are unacceptable.) UV/ Sun Protection – UPF 40+ rating (Highest apparel rating).

DESIGN:

Shall feature the Perfection EGC System™ Design for enhanced comfort and mobility. Plain front, coat style with convertible collar and placket front. Gusseted fit, designed to accommodate body armor, with enhanced comfort & mobility. Long sleeves with rounded barrel cuffs. 1-piece sleeve and EGC side gussets. Two pleated breast pockets with scalloped flaps and Velcro® closures. Bartacked hidden pencil opening. Shoulder straps. Interior badge sling. Five CREASET® Super Silicone military creases. Graduated tail lengths. Optional zipper front.

COLLAR:

The shirt has a convertible collar. The collar is to be die cut, measure 3 1/4" long at the points and be topstitched 3/16" from the edge. It shall be interlined with 250 denier Dacron Polyester. Permanent Mylar collar stays are set inside the collar with no stitches showing through either ply. The collar stays are set forward to accommodate collar insignia.



FRONT:

The left front is to have a self fabric center pleat 1 1/2" wide with 2 rows of stitching 1" apart and 7 buttonholes. It shall be interlined with 250 denier Dacron Polyester. The top buttonhole is horizontal and 5/8" below the neck seam. The remaining buttonholes are vertical, with 2 1/2" spacing between the first and second and 3 1/2" spacing between the remainder. Melamine buttons (to include a spare) are stitched to the right front. Each front is to have an approximate 3" turn back. One military crease in each front incorporates a permanent CREASET® Super Silicone crease that continues through the pocket and pocket flap.

SHOULDER STRAPS:

Shoulder straps are to be die cut and interlined with 250 denier Dacron Polyester. Shoulder strap is topstitched 1/4" from the edge and has a buttonhole. To be sewn into sleeve head seam and measure 2 1/8" wide, tapering to 1 5/8" at the pointed end. Shoulder strap to be set approximately 1/2" from the neck seam, with the lower edge 1/2" below the shoulder joining seam. It shall be X-stitched to shoulder, 2" from sleeve seam, and shall fasten to the shoulder with a melamine button.

BADGE REINFORCEMENT:

2-ply inside sling approximately 1" wide, extending from shoulder joining seam into pocket of left front. To have two small uncut horizontal buttonholes 1 1/2" above the pocket flap, spaced 1 5/16" apart and centered on the sling.

POCKETS:

Two patch pockets with 1 3/8" stitched box pleats and mitered corners. The pockets are to be die cut and finish 5 1/2" wide and 6" long. Left pocket to have a sewn through pencil stall 1 1/2" wide. Velcro® hook fasteners 3/4" wide and 3/4" long are stitched on the upper corners to secure the Velcro® loop fasteners on the flaps.

POCKET FLAPS:

To be die cut, and scalloped, finishing 5 3/4" in width, 2 1/2" in length at the center and 2 1/8" at each side. Flaps are interlined with 250 denier Dacron Polyester, topstitched 1/4" from edges and have one centered uncut buttonhole with button. Flaps to be set with a 1/4" space between pocket and flap. The left flap to have a hidden pencil opening 1 3/8" in width, bartacked at each end. Velcro® loop fasteners 3/4" wide and 3/4" long are stitched on the underside of the flaps to secure the Velcro® hook fasteners on the pockets.

SLEEVES:

The sleeves have 2 wrist pleats and 4 1/2" vent openings, 1" wide top and bottom plackets, with one centered button and buttonhole. Top of vent has 1 1/2" long outline reinforcement stitch.

CUFFS:

Cuffs have rounded corners and are interlined with 250 denier Dacron Polyester. Cuffs to close with 2 buttons and buttonholes, be 3" wide and have 3/16" topstitching on the edges.

SIDE GUSSETS:

Perfection EGC System™ incorporates side gussets for enhanced comfort and mobility. The gusset is a 1-piece self fabric piece that extends from the cuff to the shirt hem. The graduated gusset measures 4" at each end and widens in the armhole area. The EGC Gusset is set with double needle stitching for enhanced performance.

BACK:

Two piece yoke shall measure approximately 3" at center back and 3 1/4" at the ends. 1/16" topstitch on lower edge. The three military creases in the back of the shirt must incorporate permanent Super Silicone creases, utilizing the CREASET® System.

BUTTONS:

To be a 20-ligne melamine button to match the fabric color.

STITCHING:

The entire shirt is to be stitched with 100% polyester core/100% polyester wrap thread. All visible stitching must be 10-12 stitches per inch. Sleeve setting shall be done with an over edge and safety stitch. The gusset is set with double needle stitching. The outer edges of the collar and cuffs are topstitched 3/16". The center front pleat has 2 rows of stitching 1" apart. The shoulder straps and pocket flaps are topstitched 1/4" from the edges. There is a second row of topstitching 1/4" from the flap setting and cuff closing stitches. The lower edge of the yoke is topstitched 1/16".

MILITARY CREASES:

One military crease in each front must incorporate a permanent modified "Super Silicone" crease produced by the CREASET® System, that is specially formulated for fabrics with high technology treatments, and continuing through the pocket and pocket flap. There are three military creases in the back of the shirt with CREASET® permanent silicone creases.

CONSTRUCTION:

The collar, pocket flaps, shoulder straps and cuffs are made by the conventional construction. Top ply, bottom ply and interlining are first stitched together, then turned right side out and finally topstitched.

SHIRT LABELING:

The shirt shall be labeled Perfection MatrixSeries™, with the following information: style number, size, fiber content, care instructions, RN number and country of origin

SIZES:

Shirts to be available in alpha sizes. Sleeve lengths to be available in combination sizes.

ZIPPER:

Each shirt to have zipper closure

Item 14: Maintenance L/S Shirt, Men's Wrangler Cowboy Cut, Khaki, 70140MW

Spread collar, authentic western front and back yokes, two snap flap spade pockets with Wrangler logo, ribbon and decorative "W" stitch, three snap authentic western cuffs, snap front 100% cotton twill solid in Khaki.

Item 15: Women's Long Sleeve Shirt-zipper front, #L2000

FABRIC:

VISA System 3 fabric from Milliken and Company, Style #707430, 100% Dacron Polyester, texturized woven. Weight 7.25 oz. per yard. Single warp, 2 ply filling.

CREASING:

Pockets, pocket flaps, and shoulder straps to be die creased to give uniform shape and size. To have two sewn in permanent military creases in front and three in back.

FRONT:

The right front shall have a self fabric center pleat 1-1/2 wide with a 2- 3/4" turnback extending from collar to bottom of shirt. It shall have two rows of stitching 7/8" apart. The center pleat to be lined with 100% polyester, 250 denier. The right front shall have six buttonholes 3/4" from edge, 3-1/2" apart. The left front to have an approximate 2-3/4" turn back extending from collar to bottom of shirt. Buttons to be strongly attached through two thicknesses of material forming left front. They shall correspond to each buttonhole. The right front shall button over the left front. Center placket shall be a two piece construction.

COLLAR:

To be die cut. Convertible collar is to measure approximately 3" in length at points and top stitched 1/4" from edge. The interlinings are to be 100% polyester, 250 denier. Permanent collar stays of proper length are to be sewn inside collar so that no stitches are made through the bottom leaf.. All shirts to have satin lining in neck area.

YOKE:

Two piece yoke of self goods, 1/16" top stitch. Shirts without the back yoke top stitched will not be acceptable.

SLEEVES:

Each sleeve shall have one piece pointed placket with one button placed on the sleeve approximately 2-1/2" above the top of the cuff. Sleeve setting and closing shall be done with an overedge and safety stitch. Cuffs shall close with one buttonhole and two buttons for adjustable fit. They shall be 2-7/8" wide and have 1/4" top stitching on the edge. Cuffs to be lined with woven, unbleached 100% Cotton interlining.

POCKETS:

Two breast pockets finishing 5-1/4" wide and 5-1/2" long to have mitered corners. Both pockets to have a 1-3/8" box pleat stitched top and bottom to prevent spreading. Left pocket to have a sewn through pencil opening 1-1/4" wide. Velcro 5/8" wide and 5/8" long to be placed on each pocket to secure Velcro placed on each flap.

FLAPS:

To be die cut, creased and scalloped, finished 5-1/2" in width, 2-1/2" in length at the center and 2-1/4" at each side. Flaps to be placed 1/4" above the top of each pocket and have one centered buttonhole with button. The left flap to have a pencil opening 1-1/4" in width. Velcro 3/8" wide and 1" long to be placed on edges of each flap to secure Velcro placed on pockets. Flaps to be lined with crease 'n' tack interlining.

BADGE TAB:

Inside sling type of self goods approximately 1" wide to extend from joining seam to pocket of left front. To have two small, uncut buttonholes 1-1/4" apart with the lower buttonhole approximately 1" above the flap. Sling shall be turned and stitched and sewn down in the bottom.

SHOULDER STRAPS:

To be sewn into sleeve head seam and measure approximately 2-1/4" tapering to 1-1/2" with end pointed. Straps to be set approximately 1" from the collar seam. They shall be box stitched shoulders with a row of cross stitching 2" from sleeve head and diagonally sewn from each end of the seam to the sleeve. Shoulder straps are to be die cut, creased and lined with crease 'n' tack. Brown and gold piggyback shoulder straps.

SHIRT SIZES:

All shirts shall be available in exact even bust sizes. Combination sizes will not be acceptable.

BUTTONS:

To be a melamine button dyed to match the fabric color, 20 ligne. Each shirt shall have either gold or silver Texas Star buttons on the shoulder straps.

ZIPPER:

All shirts shall have a front closure will a 14" nylon separating zipper.

WARRANTY:

One year against workmanship or fabric defects.

EMBLEMS:

Fort Bend County Sheriffs Office emblems to be sewn on both shoulders. Emblems to be furnished by Fort Bend County Sheriffs Office.

Item 16: Women's Polyester/Rayon StratusSeries™ Class A Long Sleeve Shirt – Style L3025

FABRIC:

Style: Perfection StratusSeries™ Engineered Stretch Tropical with Perfection X-Factor™ Fabric Technologies, featuring SwiftGaley 5594/158 with H2 Tech™ Dual Action (Hydrophilic/Hydrophobic), Flex, and UltraDye Enhancements. Color: Utilizing H2 UltraDye™ Technology for Enhanced Color Depth and Color Retention (Other dye processes are unacceptable.) Fiber Content: 65% polyester/35% rayon. Weave: 2 x 2 Tropical with H2 Flex™ Engineered Stretch. Weight: 6.25 – 6.75oz./square yard. Construction: 67 warp x 44 filling. Tensile Strength: 125 x 100 lbs. Finishes: Pre-cured, Wrinkle Resistant, & H2 Tech™ treatments to provide superior color retention, internal hydrophilic wickability & breathability, and external hydrophobic resistance to water based liquids. (Other surface treatments are unacceptable.) UV/ Sun Protection – UPF 40+ rating (Highest apparel rating).

DESIGN:

Shall feature the Perfection EGC System™ Design for enhanced comfort and mobility. Plain front, coat style with banded collar and placket front. Gusseted fit, designed to accommodate body armor, with enhanced comfort & mobility. Long sleeves with rounded barrel cuffs. 1-piece sleeve and EGC side gussets. Two pleated breast pockets with scalloped flaps and Velcro® closures. Bartacked hidden pencil opening. Shoulder straps. Interior badge sling. Seven CREASET® Super Silicone military creases. Matching polyester/cotton poplin neck band and yoke lining. Graduated tail lengths with longer side seams. Optional zipper front.

COLLAR AND BAND:

Collar and neck band are to be die cut. Points are to be 3" in length and top stitched 3/16" from the edge. The collar is interlined with 250 denier Dacron Polyester. Permanent Mylar collar stays inside the collar with no stitches showing through either ply. The collar stays are set forward to accommodate collar insignia. The neck band is lined with 65% polyester/35% cotton poplin, interlined with Crease N Tack™ and measures 1 3/8" at center back. It fastens with one button and buttonhole.

FRONT:

Right front to have a self fabric center pleat, 1 1/2" wide with 2 rows of stitching, 1" apart and 6 vertical buttonholes. It shall be interlined with 250 denier Dacron Polyester. The top buttonhole is 2 3/4" below the neck band, with 3 1/2" spacing between the remaining buttonholes. The button stand on the left side shall finish 1" wide and be edge stitched. There shall be six front and one collar button. A spare button is stitched on the lower end of the button stand. One military crease in each front incorporates a permanent CREASET® Super Silicone crease and continues through the pocket and pocket flap.

SHOULDER STRAPS:

Shoulder straps are to be die cut and interlined with 250 denier Dacron Polyester. Shoulder strap is topstitched 1/4" from the edge and has a buttonhole. To be sewn into sleeve head seam and measure 2 1/8" wide, tapering to 1 5/8" at the pointed end. Shoulder strap to be set approximately 1/2" from the neck seam, with the lower edge 1/2" below the shoulder joining seam. It shall be X-stitched to shoulder, 2" from sleeve seam, and shall fasten to the shoulder with a melamine button. Brown and

gold piggyback shoulder straps.

BADGE REINFORCEMENT:

2-ply inside sling approximately 1" wide, extending from shoulder joining seam into pocket of left front. To have two small uncut horizontal buttonholes 1 1/2" above the pocket flap, spaced 1 5/16" apart and centered on the sling.

POCKETS:

Two patch pockets with 1 3/8" stitched box pleats and mitered corners. The pockets are to be die cut and finish 5 1/4" wide and 5 1/2" long. Left pocket to have a sewn through pencil stall 1 1/2" wide. Velcro® hook fasteners 3/4" wide and 3/4" long are stitched on the upper corners to secure the Velcro® loop fasteners on the flaps.

POCKET FLAPS:

To be die cut, and scalloped, finishing 5 1/2" in width, 2 1/2" in length at the center and 2 1/8" at each side. Flaps are interlined with 250 denier Dacron Polyester, topstitched 1/4" from edges and have one centered uncut buttonhole with button. Flaps to be set with a 1/4" space between pocket and flap. The left flap to have a hidden pencil opening 1 3/8" in width, bartacked at each end. Velcro® loop fasteners 3/4" wide and 3/4" long are stitched on the underside of the flaps to secure the Velcro® hook fasteners on the pockets.

SLEEVES:

The sleeves have 2 wrist pleats and 4 1/2" vent openings, 1" wide top and bottom plackets, with one centered button and buttonhole. Top of vent has 1 1/2" long outline reinforcement stitch. There is a CREASET® permanent silicone crease in each sleeve, from the shoulder seam to the cuff.

CUFFS:

Cuffs have rounded corners and are interlined with 250 denier Dacron Polyester. Cuffs to close with 1 buttonhole and a 2-button adjustment option, be 2 1/2" wide and have 3/16" topstitching on the edges.

SIDE GUSSETS:

Perfection EGC System™ incorporates side gussets for enhanced comfort and mobility. The gusset is a 1-piece self fabric piece that extends from the cuff to the shirt hem. The graduated gusset measures 3" at each end and widens in the armhole area. The EGC Gusset is set with double needle stitching for enhanced performance.

BACK:

The two piece yoke is lined on the inside with 65% polyester/35% cotton poplin. Yoke shall measure approximately 3" at center back and 3 1/4" at the ends. 1/16" topstitch on lower edge. The three military creases in the back of the shirt must incorporate permanent Super Silicone creases, utilizing the CREASET® System.

BUTTONS:

To be a 20-ligne melamine button to match the fabric color. Removable button features to accommodate metal buttons.

STITCHING:

The entire shirt is to be stitched with 100% polyester core/100% polyester wrap thread. All visible stitching must be 10-12 stitches per inch. Sleeve setting shall be done with an over edge and safety stitch. The gusset is set with double needle stitching. The outer edges of the collar and cuffs are topstitched 3/16". The center front pleat has 2 rows of stitching 1" apart. The shoulder straps and pocket flaps are topstitched 1/4" from the edges. There is a second row of topstitching 1/4" from the flap setting and cuff closing stitches. The lower edge of the yoke is topstitched 1/16".

MILITARY CREASES:

One military crease in each front must incorporate a permanent modified "Super Silicone" crease produced by the CREASET® System, that is specially formulated for fabrics with high technology treatments. The crease continues through the pocket and pocket flap. There are three military creases in the back of the shirt with CREASET® permanent silicone creases. There is a CREASET® permanent silicone crease in each sleeve, from the shoulder seam to the cuff.

CONSTRUCTION:

The collar, pocket flaps, shoulder straps and cuffs are made by the conventional construction. Top ply, bottom ply and interlining are first stitched together, then turned right side out and finally topstitched.

SHIRT LABELING:

The shirt shall be labeled Perfection StratusSeries™, with the following information: style number, size, fiber content, care instructions, RN number and country of origin.

SIZES:

Shirts to be available in bust sizes (even sizes only). Graduated sleeve lengths.

ZIPPER:

Shirts will have zipper front closure

Item 17: Men's Short Sleeve Shirt-zipper front, #Z2300

FABRIC:

VISA System 3 fabric from Milliken and Company, Style #707430, 100% Dacron Polyester, texturized woven. Weight 7.25 oz. per yard. Single warp, 2 ply filling.

CREASING:

Pockets, pocket flaps, collar band and shoulder straps to be die creased to give uniform shape and size. To have two sewn in permanent military creases in front and three in back.

FRONT:

To have a self fabric center pleat 1-1/2" wide extending from collar band to bottom of shirt. It shall have 2 rows of stitching 7/8" apart. The center pleat to be lined with 100% polyester, 250 denier. Right front to have an approximate 3" turnback extending from collar to bottom of shirt. There shall be six front and one collar button. Center placket shall be two piece construction.

Initials of Bidder: _____



COLLAR:

To be die cut. Convertible collar is to measure 3-1/4" long at points and to be top stitched 1/4" from edge. The interlinings are to be 100% polyester, 250 denier. Permanent collar stays of proper length are to be sewn inside collar so that no stitches are made through the bottom leaf. All shirts to have satin lining in neck area.

YOKE:

Two piece yoke of self goods to measure approximately 2-3/4" at bottom center of band and 2-1/2" at outside edge of yoke. Yoke must have a 1/16" top stitch. Shirts with no top stitched back yoke will not be acceptable.

SLEEVES:

Sleeves to be one piece, have a 7/8" hem and finish 9-1/2" to 9-3/4" long from the shoulder seam. Sleeve setting and closing shall be done with an overedge and safety stitch. The sleeve is to be bartacked at the hem.

POCKETS:

Two breast pockets finishing 5-3/8" wide and 5-3/4" long to have mitered corners. Both pockets shall have a 1-1/2" box pleat stitched top and bottom to prevent spreading. Left pocket to have a sewn through pencil opening 1-3/8" wide. Velcro 5/8" wide and 5/8" long to be placed on each pocket to secure Velcro placed on each flap.

FLAPS:

To be die cut, creased and scalloped, finished 5-3/4" in width, 2-3/4" in length at the center and 2-1/2" at each side. Flaps to be placed 1/4" above the top of each pocket and have one centered buttonhole with button. The left flap to have a pencil opening 1-3/8" wide and secured with bartacks on each side of the opening. Velcro 3/4" square to be placed on edges of each flap. Flaps to be lined with crease 'n' tack interlining.

BADGE TAB:

Inside sling type of self goods approximately 1" wide to extend from joining seam to pocket of left front. To have two small, uncut buttonholes 1-1/4" apart with the lower buttonhole approximately 1" above the flap. Sling shall be turned and stitched and sewn down on the bottom.

SHOULDER STRAPS:

To be sewn into sleeve head seam and measure approximately 2-1/4" tapering to 1-1/2" with end pointed. Straps to be set approximately 1/2" from the collar seam. They shall be box stitched to shoulders with a row of cross stitching 2" from sleeve head and diagonally sewn from each end of the seam to the sleeve. Shoulder straps are to be die cut, creased and lined with crease 'n' tack. Brown and gold piggyback shoulder straps.

SHIRT SIZES:

All shirts must be available in exact neck sizes. Alpha sizes will not be acceptable. In neck sizes 16 through 18 1/2, "Talls" must also be available as an "in-stock" item.

BUTTONS:

To be a melamine button dyed to match the fabric color, 20 ligne. Each shirt shall have either gold or silver Texas Star buttons on the shoulder straps.

ZIPPER CLOSURE:

All shirts must have a front closure with a 14" nylon separating zipper.

WARRANTY:

One year against workmanship or fabric defects.

EMBLEMS:

Fort Bend County Sheriffs Office emblems to be sewn on both shoulders. Emblems to be furnished by Fort Bend County Sheriffs Office.

Item 18: Men's Short Sleeve Shirt, #3300

FABRIC:

Delta Mills Style #9270, Tropical Weave, 65% Dacron Polyester/35% Rayon. Weight 9.5-10 oz. per yard, 2 x 2 ply construction.

CREASING:

Pockets, pocket flaps, collar band and shoulder straps to be die creased to give uniform shape and size. To have two sewn in permanent military creases in front and three in back.

FRONT:

To have a self fabric center pleat 1-1/2" wide extending from collar band to bottom of shirt. It shall have two rows of stitching 7/8" apart. The center pleat shall be lined with 100% polyester, 250 denier. Right front to have an approximate 3" turnback extending from collar to bottom of shirt. There shall be six front and one collar button. Center placket shall be a two piece construction.

COLLAR:

To be die cut. Convertible collar is to measure approximately 3-1/4" long at points and to be topstitched 1/4" from edge. The interlinings are to be 100% polyester, 250 denier. Permanent collar stays of proper length are to be sewn inside collar so that no stitches are made through the bottom leaf. All shirts to have satin lining in neck area.

YOKE:

Two piece yoke of self goods to measure approximately 2-3/4" at bottom center of band and 2-1/2" at outside edge of yoke. Yoke must have a 1/16" top stitch. Shirts with no top stitched back yoke will not be acceptable.

SLEEVES:

Sleeves are to be one piece, have a 7/8" hem and finish 9-1/2" to 9-3/4" long from the shoulder seam. Sleeve setting and closing shall be done with an overedge and safety stitch. The sleeve is to be bartacked at the hem.

POCKETS:

Two breast pockets finishing 5-3/8" wide and 5-3/4" long to have mitered corners. Both pockets shall have a 1-1/2" box pleat stitched top and bottom to prevent spreading. Left pocket to have a sewn through pencil opening 1-3/8" wide. Velcro 5/8" wide and 5/8" long to be placed on each pocket to secure Velcro placed on each flap.

FLAPS:

To be die cut, creased and scalloped, finished 5-3/4" in width, 2-3/4" in length at the center and 2-1/2" at each side. Flaps to be placed 1/4" above the top of each pocket and have one centered buttonhole with button. The left flap to have a pencil opening 1-3/8" in wide and secured with bartacks on each side of the opening. Velcro 3/4" square to be placed in edges of each flap. Flap to be lined with crease 'n' wide tack interlining.

BADGE TAB:

Inside sling type of self goods approximately 1" wide to extend from joining seam to pocket of left front. To have two small, uncut buttonholes 1-1/4" apart with the lower buttonhole approximately 1" above the flap. Sling shall be turned and stitched and sewn down on the bottom.

SHOULDER STRAPS:

To be sewn into sleeve head seam and measure approximately 2-1/4" tapering to 1-1/2" with end pointed. Straps to be set approximately 1/2" from the collar seam. They shall be box stitched to shoulders with a row of cross stitching 2" from sleeve head and diagonally sewn from each end of the seam to the sleeve. Shoulder straps are to be die cut, creased and lined with crease 'n' tack. Brown and gold piggyback shoulder straps.

SHIRT SIZES:

All shirts must be available in exact neck sizes. Alpha sizes will not be acceptable. In neck sizes 16 through 18 1/2", "Talls" must also be available as an "in-stock" item.

BUTTONS:


To be a melamine button dyed to match the fabric color, 20 ligne. Each shirt shall have either gold or silver Texas Star buttons on the shoulder straps.

WARRANTY:

One year against workmanship or fabric defects.

EMBLEMS:

Fort Bend County Sheriffs Office emblems to be sewn on both shoulders. Emblems to be furnished by Fort Bend County Sheriffs Office.



Item 19: Men's Polyester/Cotton MatrixSeries™ Short Sleeve Shirt – Style 1825

FABRIC:

Style: Perfection MatrixSeries™ Engineered Stretch Twill with Perfection X-Factor™ Fabric Technologies, featuring SwiftGaley Dauntless 1724/158 with H2 Tech Dual Action (Hydrophilic/Hydrophobic), Flex, and UltraDye Enhancements. Color: Utilizing H2 UltraDye Technology for Enhanced Color Depth and Color Retention (Other dye processes are unacceptable.) Fiber Content: 65% polyester/35% combed cotton. Weave: 2 x 1 Twill with Engineered Stretch. Weight: 6.25 – 6.50oz./square yard. Construction: 86 warp x 52 filling. Tensile Strength: 195 x 80 lbs. Finishes: Pre-cured, Wrinkle Resistant, & H2 Tech treatments to provide superior color retention, internal hydrophilic wickability & breathability, and external hydrophobic resistance to water based liquids. (Other surface treatments are unacceptable.) UV/ Sun Protection – UPF 40+ rating (Highest apparel rating).

DESIGN:

Shall feature the Perfection EGC System™ Design for enhanced comfort and mobility. Short sleeve shirt style with convertible collar and placket front. Gusseted fit, designed to accommodate body armor, with enhanced comfort & mobility. 1-piece sleeve and EGC side gussets. Two pleated breast pockets with scalloped flaps and Velcro closures. Bartacked hidden pencil opening. Shoulder straps. Interior badge sling. Five CREASET® Super Silicone military creases. Graduated tail lengths. Optional zipper front.

COLLAR:

The shirt has a convertible collar. The collar is to be die cut, measure 3 1/4" long at the points and be topstitched 3/16" from the edge. It shall be interlined with 250 denier Dacron Polyester. Permanent Mylar collar stays are set inside the collar with no stitches showing through either ply. The collar stays are set forward to accommodate collar insignia.

FRONT:

The left front is to have a self fabric center pleat 1 1/2" wide with 2 rows of stitching 1" apart and 7 buttonholes. It shall be interlined with 250 denier Dacron Polyester. The top buttonhole is horizontal and 5/8" below the neck seam. The remaining buttonholes are vertical, with 2 1/2" spacing between the first and second and 3 1/2" spacing between the remainder. Melamine buttons (to include a spare) are stitched to the right front. Each front is to have an approximate 3" turn back. One military crease in each front incorporates a permanent CREASET® Super Silicone crease that continues through the pocket and pocket flap.

SHOULDER STRAPS:

Shoulder straps are to be die cut and interlined with 250 denier Dacron Polyester. Shoulder strap is topstitched 1/4" from the edge and has a buttonhole. To be sewn into sleeve head seam and measure 2 1/8" wide, tapering to 1 5/8" at the pointed end. Shoulder strap to be set approximately 1/2" from the neck seam, with the lower edge 1/2" below the shoulder joining seam. It shall be X-stitched to shoulder, 2" from sleeve seam, and shall fasten to the shoulder with a melamine button.

BADGE REINFORCEMENT:

2-ply inside sling approximately 1" wide, extending from shoulder joining seam into pocket of left front. To have two small uncut horizontal buttonholes 1 1/2" above the pocket flap, spaced 1 5/16" apart and centered on the sling.

POCKETS:

Two patch pockets with 1 3/8" stitched box pleats and mitered corners. The pockets are to be die cut and finish 5 1/2" wide and 6" long. Left pocket to have a sewn through pencil stall 1 1/2" wide. Velcro® hook fasteners 3/4" wide and 3/4" long are stitched on the upper corners to secure the Velcro® loop fasteners on the flaps.

POCKET FLAPS:

To be die cut, and scalloped, finishing 5 3/4" in width, 2 1/2" in length at the center and 2 1/8" at each side. Flaps are interlined with 250 denier Dacron Polyester, topstitched 1/4" from edges and have one centered uncut buttonhole with button. Flaps to be set with a 1/4" space between pocket and flap. The left flap to have a hidden pencil opening 1 3/8" in width, bartacked at each end. Velcro® loop fasteners 3/4" wide and 3/4" long are stitched on the underside of the flaps to secure the Velcro® hook fasteners on the pockets.

SLEEVES:

The sleeves have 1" hems. A size 16 finishes 10" long from the shoulder seam

SIDE GUSSETS:

Perfection EGC System™ incorporates side gussets for enhanced comfort and mobility. The gusset is a 1-piece self fabric piece that extends from the sleeve opening to the shirt hem. The graduated gusset measures 4" at each end and widens in the armhole area. The EGC Gusset is set with double needle stitching for enhanced performance.

BACK:

Two piece yoke shall measure approximately 3" at center back and 3 1/4" at the ends. 1/16" topstitch on lower edge. The three military creases in the back of the shirt must incorporate permanent Super Silicone creases, utilizing the CREASET® System.

BUTTONS:

To be a 20-ligne melamine button to match the fabric color.

STITCHING:

The entire shirt is to be stitched with 100% polyester core/100% polyester wrap thread. All visible stitching must be 10-12 stitches per inch. Sleeve setting shall be done with an over edge and safety stitch. The gusset is set with double needle stitching. The outer edges of the collar are topstitched 3/16". The center front pleat has 2 rows of stitching 1" apart. The shoulder straps and pocket flaps are topstitched 1/4" from the edges. There is a second row of topstitching 1/4" from the flap setting stitches. The lower edge of the yoke is topstitched 1/16".

Initials of Bidder: _____



MILITARY CREASES:

One military crease in each front must incorporate a permanent modified "Super Silicone" crease produced by the CREASET® System, that is specially formulated for fabrics with high technology treatments, and continuing through the pocket and pocket flap. There are three military creases in the back of the shirt with CREASET® permanent silicone creases.

CONSTRUCTION:

The collar, pocket flaps and shoulder straps are made by the conventional construction. Top ply, bottom ply and interlining are first stitched together, then turned right side out and finally topstitched.

SHIRT LABELING:

The shirt shall be labeled Perfection MatrixSeries™, with the following information: style number, size, fiber content, care instructions, RN number and country of origin

SIZES:

Shirts to be available in alpha sizes.

ZIPPER:

Each shirt will have zipper closure

Item 20: Women's Short Sleeve Shirt-zipper front, #L2300

FABRIC:

VISA 3 fabric from Milliken and Company, Style #707430, 100% Dacron Polyester, texturized woven. Weight 7.25 oz. per yard. Single warp, 2 ply filling.

CREASING:

Pockets, pocket flaps, and shoulder straps to be die creased to give uniform shape and size. The have two sewn in permanent military creases in front and three in back.

FRONT:

The right front to have a self fabric center pleat 1-1/2" wide with a 2-3/4" turnback extending from collar to bottom of shirt. It shall have two rows of stitching 7/8" apart. The center pleat to be lined with 100% polyester, 250 denier. The right front to have six buttonholes 3/4" from edge, 3-1/2" apart. The left front to have an approximate 2-3/4" turnback extending from collar to bottom of shirt. Buttons to be strongly attached through two thicknesses of material forming left front. They shall correspond to each buttonhole. The right front shall button over the left front. Center placket shall be a two piece construction.

COLLAR:

To be die cut. Convertible collar is to measure approximately 3" in length at points and top stitched 1/4" from edge. The interlinings are to be 100% polyester, 250 denier. Permanent collar stays of proper length are to be sewn inside collar so that no stitches are made through the bottom leaf. All shirts to have satin lining in neck area.

YOKE:

Two piece yoke of self goods, 1/16" topstitch.

SLEEVES:

Sleeves to be one piece, have a 7/8" hem and finish approximately 8" long from the shoulder seam. Sleeve setting and closing shall be done with an over-edge and safety stitch. The sleeve shall be bartacked at the hem.

POCKETS:

Two breast pockets finishing 5-1/4" wide and 5-1/2" long to have mitered corners. Both pockets shall have a 1-3/8" box pleat stitched top and bottom to prevent spreading. Left pocket to have a sewn through pencil opening 1-1/4" wide. Velcro 5/8" wide and 5/8" long to be placed on each pocket to secure Velcro placed on each flap.

FLAPS:

To be die cut, creased and scalloped, finished 5-1/2" in width, 2-1/2" in length at the center and 2-1/4" at each side. Flaps to be placed 1/4" above the top of each pocket and have one centered buttonhole with button. The left flap to have a pencil opening 1-1/4" in width. Velcro 3/8" wide and 1" long to be placed on edges of each flap to secure Velcro placed on pockets. Flaps to be lined with crease 'n' tack interlining.

BADGE TAB:

Inside sling type of self goods approximately 1" wide to extend from joining seam to pocket of left front. To have two small, uncut buttonholes 1-1/4" apart with the lower buttonhole approximately 1" above the flap. Sling shall be turned and stitched and sewn down at the bottom.

SHOULDER STRAPS:

To be sewn into sleeve head seam and measure approximately 2-1/4" tapering to 1-1/2" with end pointed. Straps to be set approximately 1" from the collar seam. They shall be box stitched to shoulders with a row of cross stitching 2" from sleeve head and diagonally sewn from each end of the seam to the sleeve. Shoulder straps are to be die cut, creased and lined with crease 'n' tack. Brown and gold piggyback shoulder straps.

SHIRT SIZES:

All shirts shall be available in exact even bust sizes. Combination sizes will not be acceptable.

BUTTONS:

To be a melamine button dyed to match the fabric color, 20 ligne. Each shirt shall have either gold or silver Texas Star buttons on the shoulder straps.

ZIPPER:

All shirts shall have a front closure will a 14" nylon separating zipper.

WARRANTY:

One year against workmanship or fabric defects.

EMBLEMS:

Fort Bend County Sheriffs Office emblems to be sewn on both shoulders. Emblems to be furnished by Fort Bend County Sheriffs Office.

Item 21: Women's Polyester/Rayon StratusSeries™ Class A Short Sleeve Shirt – Style L3325

FABRIC:

Style: Perfection StratusSeries™ Engineered Stretch Tropical with Perfection X-Factor™ Fabric Technologies, featuring SwiftGaley 5594/158 with H2 Tech™ Dual Action (Hydrophilic/Hydrophobic), Flex, and UltraDye Enhancements. Color: Utilizing H2 UltraDye™ Technology for Enhanced Color Depth and Color Retention (Other dye processes are unacceptable.) Fiber Content: 65% polyester/35% rayon. Weave: 2 x 2 Tropical with H2 Flex™ Engineered Stretch. Weight: 6.25 – 6.75oz./square yard. Construction: 67 warp x 44 filling. Tensile Strength: 125 x 100 lbs. Finishes: Pre-cured, Wrinkle Resistant, & H2 Tech™ treatments to provide superior color retention, internal hydrophilic wickability & breathability, and external hydrophobic resistance to water based liquids. (Other surface treatments are unacceptable.) UV/ Sun Protection – UPF 40+ rating (Highest apparel rating).

DESIGN:

Shall feature the Perfection EGC System™ Design for enhanced comfort and mobility. Short sleeve shirt style with convertible collar and placket front. Gusseted fit, designed to accommodate body armor, with enhanced comfort & mobility. 1-piece sleeve and EGC side gussets. Two pleated breast pockets with scalloped flaps and Velcro® closures. Bartacked hidden pencil opening. Shoulder straps. Interior badge sling. Seven CREASET® Super Silicone military creases. Matching polyester/cotton poplin yoke lining. Graduated tail lengths with longer side seams. Optional zipper front.

COLLAR:

The shirt has a convertible collar. The collar is to be die cut, measure 3" long at the points and be topstitched 3/16" from the edge. It shall be interlined with 250 denier Dacron Polyester. Permanent Mylar collar stays are set inside the collar with no stitches showing through either ply. The collar stays are set forward to accommodate collar insignia.

FRONT:

The right front is to have a self fabric center pleat 1 1/2" wide with 2 rows of stitching 1" apart and 7 buttonholes. It shall be interlined with 250 denier Dacron Polyester. The top buttonhole is horizontal and 5/8" below the neck seam. The remaining buttonholes are vertical, with 2 1/2" spacing between the first and second and 3 1/2" spacing between the remainder. Melamine buttons (to include a spare) are stitched to the left front. Each front is to have an approximate 3" turn back. One military crease in each front incorporates a permanent CREASET® Super Silicone crease that continues through the pocket and pocket flap.

SHOULDER STRAPS:

Shoulder straps are to be die cut and interlined with 250 denier Dacron Polyester. Shoulder strap is topstitched 1/4" from the edge and has a buttonhole. To be sewn into sleeve head seam and measure 2 1/8" wide, tapering to 1 5/8" at the pointed end. Shoulder strap to be set approximately 1/2" from the neck seam, with the lower edge 1/2" below the shoulder joining seam. It shall be X-stitched to shoulder, 2" from sleeve seam, and shall fasten to the shoulder with a melamine button. Brown and gold piggyback shoulder straps.

BADGE REINFORCEMENT:

2-ply inside sling approximately 1" wide, extending from shoulder joining seam into pocket of left front. To have two small uncut horizontal buttonholes 1 1/2" above the pocket flap, spaced 1 5/16" apart and centered on the sling.

POCKETS:

Two patch pockets with 1 3/8" stitched box pleats and mitered corners. The pockets are to be die cut and finish 5 1/4" wide and 5 1/2" long. Left pocket to have a sewn through pencil stall 1 1/2" wide. Velcro® hook fasteners 3/4" wide and 3/4" long are stitched on the upper corners to secure the Velcro® loop fasteners on the flaps.

POCKET FLAPS:

To be die cut, and scalloped, finishing 5 1/2" in width, 2 1/2" in length at the center and 2 1/8" at each side. Flaps are interlined with 250 denier Dacron Polyester, topstitched 1/4" from edges and have one centered uncut buttonhole with button. Flaps to be set with a 1/4" space between pocket and flap. The left flap to have a hidden pencil opening 1 3/8" in width, bartacked at each end. Velcro® loop fasteners 3/4" wide and 3/4" long are stitched on the underside of the flaps to secure the Velcro® hook fasteners on the pockets.

SLEEVES:

The sleeves have 1" hems. The sleeves are hemmed after the side-joining operation. There is a CREASET® permanent silicone crease in each sleeve, from the shoulder seam to the sleeve opening. A size 36 finishes 10" long from the shoulder seam.

SIDE GUSSETS:

Perfection EGC System™ incorporates side gussets for enhanced comfort and mobility. The gusset is a 1-piece self fabric piece that extends from the sleeve opening to the shirt hem. The graduated gusset measures 3" at each end and widens in the armhole area. The EGC Gusset is set with double needle stitching for enhanced performance.

BACK:

The two piece yoke is lined on the inside with 65% polyester/35% cotton poplin. Yoke shall measure approximately 3" at center back and 3 1/4" at the ends. 1/16" topstitch on lower edge. The three military creases in the back of the shirt must incorporate permanent Super Silicone creases, utilizing the CREASET® System.



BUTTONS:

To be a 20-ligne melamine button to match the fabric color. Removable button features to accommodate metal buttons.

STITCHING:

The entire shirt is to be stitched with 100% polyester core/100% polyester wrap thread. All visible stitching must be 10-12 stitches per inch. Sleeve setting shall be done with an over edge and safety stitch. The gusset is set with double needle stitching. The outer edges of the collar are topstitched 3/16". The center front pleat has 2 rows of stitching 1" apart. The shoulder straps and pocket flaps are topstitched 1/4" from the edges. There is a second row of topstitching 1/4" from the flap setting stitches. The lower edge of the yoke is topstitched 1/16".

MILITARY CREASES:

One military crease in each front must incorporate a permanent modified "Super Silicone" crease produced by the CREASET® System, that is specially formulated for fabrics with high technology treatments. The crease continues through the pocket and pocket flap. There are three military creases in the back of the shirt with CREASET® permanent silicone creases. There is a CREASET® permanent silicone crease in each sleeve, from the shoulder seam to the sleeve opening.

CONSTRUCTION:

The collar, pocket flaps and shoulder straps are made by the conventional construction. Top ply, bottom ply and interlining are first stitched together, then turned right side out and finally topstitched.

SHIRT LABELING:

The shirt shall be labeled Perfection StratusSeries™, with the following information: style number, size, fiber content, care instructions, RN number and country of origin.

SIZES:

Shirts to be available in bust sizes (even sizes only).

ZIPPER:

Shirts to have zipper front closure.

Item 22: Short Sleeve Stretch Shirt, MOCEAN, # 0250

FABRICS:

Shell Fabric: 100% polyester micro fiber Vapor Pique fabric plated together with two different fibers. The outside a robust, polyester yarn for durability and the inside, a soft micro polyester yarn that has Q-Wick perspiration management, a permanent treatment to wick moisture away. Finish: Piece Dyed/ Flat finish. Color: Mocean Tan. Mesh Vent Fabric: Fabric: 90% nylon / 10% spandex Construction: Warp Knit Tricot Mesh Yarns: 70 denier nylon / 140 denier spandex Width: 48/50 inch Weight: 4.9oz/ yard 2 Finish: Shrinkage control.

DESCRIPTION:

The short sleeve stretch patrol shirt shell consists of 100% micro fiber polyester and is unlined. It has: a button-down front, short sleeves, two-chest pockets, an oversized chest, under-arm mesh vents, shoulder epaulets and recessed sides with a drop-tail shirt hem

FRONT:

The front shall be made from shirt shell fabric and consist of a left side and right side and is unlined. Each side shall be one piece construction, including the placket. The front shall have a teardrop, shirttail hem. The front length shall be a minimum of 30" inches long and the half chest shall measure 24" inches wide. The front shall have a center-front placket that features a six-button closure with zipper closure.

FRONT PLACKET:

The front placket features six, button-through buttons. The left and right front plackets shall be fused with a non-woven material during sub-assembly. The placket assembly shall be folded in a pleated design and top stitched ¼" inch gauge and turned and edge stitched ¼" inch gauge. The placket(s) shall finish no more than 1-1/2" inches wide and extend from the collar & body seam(s) down to the hem(s) and terminate in a neat and durable matter. The front buttons shall be sewn and set equidistant from one another to the right side placket in a neat and durable fashion. The buttonholes shall be sewn and cut in the same measured location [as the buttons] on the left side placket. The buttons shall pass through the buttonholes in a clean and unencumbered fashion.

COLLAR:

The collar shall be a two-piece design that is made from the shirt shell fabric. There shall be an outer collar piece and a collar-lining piece. The outer collar piece and the collar-lining piece shall be fused with a non-woven material during the sub-assembly. The collar assembly shall be sewn and edge-stitched 1/16" inch gauge to the shirt body. The exterior and interior of the collar & body seam shall finish clean on both sides. The front of the collar shall finish 3-¼" inch from the vertical edge of the front placket. The front edge of the collar shall measure 3-¼" inches wide and the center back edge shall measure 2-¾" inches wide. The top edge of the collar shall be single needle edge-stitched ¼" inch gauge and measure 19" inches across.

CHEST POCKETS:

There shall be 2-chest pockets with scalloped flaps that are made from shirt shell fabric. The chest pocket shall finish no more than 5-¼" inches wide and 6-inches deep. The pocket openings shall be 5-½" inches wide and turned-back and edge stitched ¼" inch gauge. The chest pocket assembly shall be folded, sewn and topstitched 1/16-inch gauge to the shirt shell fabric at a location 7" inches below the shoulder seam and 3" inches from the finished edge of the placket. The pocket openings shall be covered with scalloped-shaped flaps. The flaps shall be fused with a non-woven material during sub-assembly. The flaps shall measure no less than 5-½" inches wide and 2-½" inches deep at the scalloped points and 2-¼" inches deep at the center of the scalloped curves. There shall be a 'false' button sewn to the scalloped flap ½" inch above the center point scallop. The flaps shall close over the chest pockets and stay secured with Velcro tabs. The Velcro tabs shall measure 5/8" inch wide and 1 inch long and be sewn as close as possible to the pocket and flap edges. The chest pocket flap assembly shall be sewn, folded and double-needle topstitched ¼" inch gauge to the shirt shell fabric



3/4" inch above the chest pocket opening. There shall be a bar tack sewn in the top corners on the edge of each flap. The left chest pocket shall have a pen pocket.

PEN PORT/ POCKET:

There shall be a pen pocket located in the left chest pocket. The pen pocket access shall be in the form of a 'port' that exists in the topstitching that attaches the left pocket flap to the shirt shell fabric. The pen pocket shall be formed between a single needle top stitch running the length of the chest pocket and the inside edge of the left chest pocket assembly; thus the pen pocket shall be formed between the shirt shell fabric and the back of the pocket fabric. The pen pocket opening shall measure 1" inch wide and began at the top edge of the pocket flap. There shall be a bar tack sewn above the pen pocket topstitch and across the pocket flap attachment topstitching. The pen pocket shall finish no more than 1" inch wide and 6-1/2" inches deep. The pen pocket opening shall be double-needle edge stitched 1/4" inch gauge and remain open.

BACK:

The back shall be made from shirt shell fabric and is unlined. The back shall have a teardrop, shirttail hem. The center back length shall finish a minimum of 33" inches long.

EMBROIDERY:

Name will be embroidered over right chest. Fort Bend County Sheriffs Office logo will be embroidered over left chest

EMBLEMS:

Fort Bend County Sheriffs Office emblems to be sewn on both shoulders. (Emblems to be provided by department)

SLEEVES:

The sleeve shall be made of shirt shell fabric and be of a two-piece design. There shall be a sleeve piece and an under arm vent piece. The sleeve piece shall be made from shirt shell fabric. The sleeve piece shall be surged and sewn to the shirt shell body with 5-thread over lock and single needle topstitched 1/4" inch gauge. The sleeve length shall graduate in length by .25%, starting at 8" for a XS – 10" for a 5X. The under arm of the sleeve piece shall be surged and sewn to the under arm vent piece with 5-thread over lock and single needle topstitched 1/4" inch gauge. The sleeve shall be closed under the arm down to the cuff assembly with 5-thread over lock and single needle topstitched 1/4" inch gauge. The sleeve shall measure 12" inches wide at the shoulder seam and measure 20" inches long from the center back collar to the finished edge of the cuff hem.

UNDER ARM VENT:

There shall be a vent made of mesh vent fabric under each arm. The vent shall be exposed and sewn into the sleeve seam and continue down the body side seam. The vent shall extend no more than 4" inches into the sleeve and no more than 8-1/2" inches down the side seam of the shirt body and shall be no more than 3-1/2" inches in width at its widest point. The under arm vent piece shall be surged and sewn to the shirt body assembly and the sleeve piece with 5-thread over. The shirt shell fabric shall be top stitched 1/4" inch gauge around the under arm vent piece to the mesh vent fabric.

EPAULET:

There shall be an epaulet made of the shirt shell fabric on each shoulder. The end of each epaulet shall be sewn (o/c) in the top of the shoulder seam between the body & sleeve join. The epaulet shall extend out from the sleeve seam toward the collar. The epaulet shall terminate in a pointed shape. The epaulet finish point shall be no more than 1" inch from the collar seam. The epaulet shall taper from the point of origin in the shoulder seam to ½" inch from the finish point. The epaulet shall taper from 1-¾" inches wide at the shoulder seam to 1-½ " inches wide ½" inch from the finish point. The finish point shall be secured to the shoulder seam via a button. There shall be a 3/8" inch buttonhole sewn (o/c) ¾" inch from the finish point on the epaulet and a button sewn to the shoulder seam. The epaulet assembly shall be edge stitched 1/16" inch gauge.

SIZE:

Sizes shall be available in unisex sizing. Standard sizing is specified as X-Small through 4X Large. Custom/made to measure (5X or larger) will be stated at time of order All measurements are from a relaxed state, not stretched. Tolerances shall be a variance of +/- ½" inch.

Item 23: Long Sleeve Stretch Shirt, MOCEAN, # 0251

FABRICS:

Shell Fabric: 100% polyester micro fiber Vapor Pique fabric plated together with two different fibers. The outside a robust, polyester yarn for durability and the inside, a soft micro polyester yarn that has Q-Wick perspiration management, apermanent treatment to wick mositure away. Finish: Piece Dyed/ Flat finish. Color: Mocean Tan. Mesh Vent Fabric: Fabric: 90% nylon / 10% spandex Construction: Warp Knit Tricot Mesh Yarns: 70 denier nylon / 140 denier spandex Width: 48/50 inch Weight: 4.9oz/ yard 2 Finish: Shrinkage control.

DESCRIPTION:

The long sleeve stretch patrol shirt shell consists of 100% micro fiber polyester and is unlined. It has: a button-down front, short sleeves, two-chest pockets, an oversized chest, under-arm mesh vents, shoulder epaulets and recessed sides with a drop-tail shirt hem

FRONT:

The front shall be made from shirt shell fabric and consist of a left side and right side and is unlined. Each side shall be one piece construction, including the placket. The front shall have a teardrop, shirttail hem. The front length shall be a minimum of 30" inches long and the half chest shall measure 24" inches wide. The front shall have a center-front placket that features a six-button closure with zipper closure.

FRONT PLACKET:

The front placket features six, button-through buttons. The left and right front plackets shall be fused with a non-woven material during sub-assembly. The placket assembly shall be folded in a pleated design and top stitched ¼" inch gauge and turned and edge stitched ¼" inch gauge. The placket(s) shall finish no more than 1-1/2" inches wide and extend from the collar & body seam(s) down to the hem(s) and terminate in a neat and durable matter. The front buttons shall be sewn and set

equidistant from one another to the right side placket in a neat and durable fashion. The buttonholes shall be sewn and cut in the same measured location [as the buttons] on the left side placket. The buttons shall pass through the buttonholes in a clean and unencumbered fashion.

COLLAR:

The collar shall be a two-piece design that is made from the shirt shell fabric. There shall be an outer collar piece and a collar-lining piece. The outer collar piece and the collar-lining piece shall be fused with a non-woven material during the sub-assembly. The collar assembly shall be sewn and edge-stitched 1/16" inch gauge to the shirt body. The exterior and interior of the collar & body seam shall finish clean on both sides. The front of the collar shall finish 3-1/4" inch from the vertical edge of the front placket. The front edge of the collar shall measure 3-1/4" inches wide and the center back edge shall measure 2-3/4" inches wide. The top edge of the collar shall be single needle edge-stitched 1/4" inch gauge and measure 19" inches across.

CHEST POCKETS:

There shall be 2-chest pockets with scalloped flaps that are made from shirt shell fabric. The chest pocket shall finish no more than 5-1/4" inches wide and 6-inches deep. The pocket openings shall be 5-1/2" inches wide and turned-back and edge stitched 1/4" inch gauge. The chest pocket assembly shall be folded, sewn and topstitched 1/ 1 6-inch gauge to the shirt shell fabric at a location 7" inches below the shoulder seam and 3" inches from the finished edge of the placket. The pocket openings shall be covered with scalloped-shaped flaps. The flaps shall be fused with a non-woven material during sub-assembly. The flaps shall measure no less than 5-1/2" inches wide and 2-1/2" inches deep at the scalloped points and 2-1/4" inches deep at the center of the scalloped curves. There shall be a 'false' button sewn to the scalloped flap 1/2" inch above the center point scallop. The flaps shall close over the chest pockets and stay secured with Velcro tabs. The Velcro tabs shall measure 5/8" inch wide and 1 inch long and be sewn as close as possible to the pocket and flap edges. The chest pocket flap assembly shall be sewn, folded and double-needle topstitched 1/4" inch gauge to the shirt shell fabric 3/4" inch above the chest pocket opening. There shall be a bar tack sewn in the top corners on the edge of each flap. The left chest pocket shall have a pen pocket.

PEN PORT/ POCKET:

There shall be a pen pocket located in the left chest pocket. The pen pocket access shall be in the form of a 'port' that exists in the topstitching that attaches the left pocket flap to the shirt shell fabric. The pen pocket shall be formed between a single needle top stitch running the length of the chest pocket and the inside edge of the left chest pocket assembly; thus the pen pocket shall be formed between the shirt shell fabric and the back of the pocket fabric. The pen pocket opening shall measure 1" inch wide and began at the top edge of the pocket flap. There shall be a bar tack sewn above the pen pocket topstitch and across the pocket flap attachment topstitching. The pen pocket shall finish no more than 1" inch wide and 6-1/2" inches deep. The pen pocket opening shall be double-needle edge stitched 1/4" inch gauge and remain open.

BACK:

The back shall be made from shirt shell fabric and is unlined. The back shall have a teardrop, shirttail hem. The center back length shall finish a minimum of 33" inches long.



EMBROIDERY:

Name will be embroidered over right chest. Fort Bend County Sheriffs Office logo will be embroidered over left chest

EMBLEMS:

Fort Bend County Sheriffs Office emblems to be sewn on both shoulders. (Emblems to be provided by department)

SLEEVES:

The sleeve construction and fabric is the same as the short sleeve. In addition there shall be a sleeve length measuring from the center back neck to the fingertips measuring 34" inches for a size "XL" and graded accordingly for other sizes. There shall be a box pleat constructed cuff with a single button closure. The sleeve shall be made of shirt shell fabric and be of a two-piece design. There shall be a sleeve piece and an under arm vent piece. The sleeve piece shall be made from shirt shell fabric. The sleeve piece shall be surged and sewn to the shirt shell body with 5-thread over lock and single needle topstitched ¼" inch gauge. The under arm of the sleeve piece shall be surged and sewn to the under arm vent piece with 5-thread over lock and single needle topstitched ¼" inch gauge. The sleeve shall be closed under the arm down to the cuff assembly with 5-thread over lock and single needle topstitched ¼" inch gauge. The sleeve shall measure 12" inches wide at the shoulder seam and measure 20" inches long from the center back collar to the finished edge of the cuff hem

UNDER ARM VENT:

There shall be a vent made of mesh vent fabric under each arm. The vent shall be exposed and sewn into the sleeve seam and continue down the body side seam. The vent shall extend no more than 4" inches into the sleeve and no more than 8-½" inches down the side seam of the shirt body and shall be no more than 3-½" inches in width at its widest point. The under arm vent piece shall be surged and sewn to the shirt body assembly and the sleeve piece with 5-thread over. The shirt shell fabric shall be top stitched ¼" inch gauge around the under arm vent piece to the mesh vent fabric.

EPAULET:

There shall be an epaulet made of the shirt shell fabric on each shoulder. The end of each epaulet shall be sewn (o/c) in the top of the shoulder seam between the body & sleeve join. The epaulet shall extend out from the sleeve seam toward the collar. The epaulet shall terminate in a pointed shape. The epaulet finish point shall be no more than 1" inch from the collar seam. The epaulet shall taper from the point of origin in the shoulder seam to ½" inch from the finish point. The epaulet shall taper from 1-¾" inches wide at the shoulder seam to 1-½" inches wide ½" inch from the finish point. The finish point shall be secured to the shoulder seam via a button. There shall be a 3/8" inch buttonhole sewn (o/c) ¾" inch from the finish point on the epaulet and a button sewn to the shoulder seam. The epaulet assembly shall be edge stitched 1/16" inch gauge.

SIZE:

Sizes shall be available in unisex sizing. Standard sizing is specified as X-Small through 4X Large. Custom/made to measure (5X or larger) will be stated at time of order All measurements are from a relaxed state, not stretched. Tolerances shall be a variance of +/- ½" inch.



Item 24: Short Sleeve Professional Polo-Unisex

Style No. 41060. Fabric type 100% Cotton Pique.

FEATURES:

Wrinkle and Fading Resistant, Specially treated to prevent shrinkage. No-Roll Collar.

DESIGN:

Engineered with high technology construction for professional appearance, polo to come with a 3-button placket, hidden pencil pocket and flat knit collar that stays flat to prevent from curling

STITCHING AND FINISHING:

Pro Polo is treated with wrinkle resistant and water oil repellency finish. ¼" topstitch single needle on the cuff band; 2 needle cover stitch on bottom hem and single needle topstitch, edge stitch

CLOSURES:

Pro Polo shirt made with melamine buttons that won't melt, burn or crack

STOCK SIZES:

Small, Medium, Large, Extra-Large, 2XL and 3XL

Also Available in Tall Sizes: Large, XL, 2XL, 3XL, 4XL and 5XL

Item 25: Polyester 3" Clip-on Ties-14.5"

Polyester 3" Clip-on Tie with Buttonholes. Style# 90051, 3.0" x 14.5" - Women's/Boys with Buttonholes. Pre-tied Clip-on tie. 100% Polyester - tropical weave. Black metal clip. 3 Buttonholes attach tie to shirt. Packed 6 ties per bag

Item 26: Polyester 3" Clip-on Ties-18"

Polyester 3" Clip-on Tie with Buttonholes. Style# 90010, 3.0" x 18" - Men's regular with Buttonholes. Pre-tied Clip-on tie. 100% Polyester - tropical weave. Black metal clip. 3 Buttonholes attach tie to shirt. Packed 6 ties per bag.

Item 27: Polyester 3" Clip-on Ties-20"

Polyester 3" Clip-on Tie with Buttonholes. Style# 90043, 3.0" x 20" - Men's long with Buttonholes. Pre-tied Clip-on tie. 100% Polyester - tropical weave. Black metal clip. 3 Buttonholes attach tie to shirt. Packed 6 ties per bag.

Item 28: Polyester 3.5" Clip-on Ties-22"

Polyester 3.5" Clip-on Tie with Buttonholes. 3.5" x 22" - Men's regular with Buttonholes. Pre-tied Clip-on tie. 100% Polyester - tropical weave. Black metal clip. 3 Buttonholes attach tie to shirt. Packed 6 ties per bag.

Item 29: Unisex Mock Turtleneck Dickie with "Sheriff" embroidered on collar.

Model 8117, sizes M – XL, Black & Police Navy

Item 30: Dickie Medical- Unisex Drawstring Pant

Style : 50106, Unisex drawstring pant with one back pocket.

Item 31: Dickie Medical-Elastic Waist Pant

Style : 50506, Elastic waste pant with two cargo pockets and two slash pockets.

Item 32: Dickie Medical-Jacket

Style : 85306, Round neck snap front jacket with knit cuffs and two front pockets.

Item 33: Detention Raincoat, 48" Polyurethane coated nylon, yellow

- Detachable hood
- Leaf collar with snaps for detachable hood
- Slash-thru opening with pockets
- Snap front
- Badge patch
- Screen printed with FORT BEND COUNTY SHERIFFS OFFICE on the back in black.

Item 34: Lightweight Reversible Raincoat

Color: Black / Fl yellow

Raincoat to have a warranty covering (at minimum) defects in materials and workmanship for three (3) years. Must meet ANSI/ISEA 107-2004 class II requirements (fluorescent yellow only). Must be manufactured to ISO 9001 quality assurance standard. (AG0902)

SHELL FABRIC:

3.0 oz. per square yard (uncoated) Nylon, plain weave, type 66, treated with fluorocarbon water & stain release agents. 3.5 oz. polyurethane backcoating {pigmented to fluorescent} shall resist oil, discoloration and be odor free. (Color: see specified garment color)

TRIM:

Hook and loop: woven nylon base. Interlining: 3.55 oz. per square yard, 100% cotton osnaburg. Reflective trim: 2 inch wide, 3M Scotchlite™ silver reflective material. Seam tape: waterproof seam sealing tape, 1.0 inches in width compatible with the coating compound. Snaps: non-rusting, 24 ligne, gunmetal finish on brass, heavy-duty closure. (Color: black)

DESIGN AND CONSTRUCTION:

ANSI/ISEA 107 Class II certified. Go-through hook and loop closed side openings. Scotchlite™ reflective trim around chest and arms. Special facings prevent orange “peek through.” Snap-over fly front.

CUSTOMIZATION:

Name tab on the dark side. Custom graphics. Snap-off hood. Badge tab. Upgrade to ANSI III with 2 3/4” reflective stripe above hem.

SIZE RANGE:

Unisex: Regular: XS - 3XL and Long: M - 3XL.

PRINTING:

Screen printing with “FORT BEND COUNTY SHERIFFS OFFICE” printed on back of both green and black sides.

Item 35: Newport Harbor Jackets - Traditional Style, #264

FABRIC:


Outer shell: Travis Mills #7450 100% Nylon Supplex. Permanent Lining: 104 x 86 thread count, 70 Denier Nylon Taffeta. Color: Brown, shade of brown must match the jackets currently being issued.

ZIP OUT LINERS:

Insulation: Thinsulate by 3M, quilted 200 gram body with 100 gram sleeve. Shell cloth: 100% Nylon Taffeta, thread count 104 x 86.

DESIGN:

The jacket shall be a full cut, waist length model with two-way zipper front, Thinsulate zip-in/zip-out liner, shirred waistband and zippered side vents. Coat construction shall be used throughout with body and sleeves being fully lined. In order to stay consistent with the jackets currently being worn, Newport Harbor jacket #264 will be the only jacket accepted.

Initials of Bidder: 

BODY DETAIL:

The front shall be plain with patch pockets, flaps and badge tab. The inside facings shall be made of outer fabric and are to be sewn on top of the nylon lining which extends to the front edge of the jacket. There shall be a one piece back designed with the Articulated Gusset for full freedom of movement. There is to be a separate 2-1/2" Shirred waistband with 2-1/2" heavy duty elastic. The entire waistband is to be Shirred with the exception of an area 5-3/4" on either side of the front opening. There shall be side zipper entry on both side seams, approximately 11" in length and secured by a nylon zipper and snap closure. The snap closure shall be elasticized. The shoulders shall have pads. A self goods reinforcement strip, approximately 3", shall be sewn on the inside of the jacket joined at the top of the waistband and extending from side to side. The zipper track for the zip-in liner shall be covered with a piece of outer shell material.

INSIDE DETAIL:

On the left side of the coat, there shall be a gun pocket, patch style, installed on the permanent lining to accept a small frame hand gun. The gun pocket shall have a minimum opening of 6-1/2" and be a minimum of 6-1/2" deep. The gun pocket shall be furnished with a strap and snap closing. Bartacks shall reinforce the opening. There shall be two cut-in pockets on the left and right sides measuring approximately 5-1/4" wide and 6" deep that closes with a zipper closure. There shall be a strap and snap on the lining of each sleeve end for attaching the zip-in liner. The bottom of the coat on the inside shall have a 3" piece of outer shell material between the waistband and the inner taffeta lining to guard against wear from the inside.

SLEEVES:

The sleeves shall be one piece set in with a single needle machine. The bottom of the sleeve shall have velcro and elastic for adjustable fit. The cuff itself should measure 1-7/8" in width.

POCKETS:

There shall be two patch pockets with 1-1/2" box pleats, finishing approximately 7" wide and 7-3/8" deep. Flaps shall be scalloped and self lined, measuring 7-1/4" wide and 3-3/8" long at the center and 2-1/2" long at each end. They shall close with Velcro on the side points and with a centered buttonhole. Velcro brand fasteners shall be used, a generic hook and loop closure is not acceptable. The pockets shall be lined with pocketing material with an opening of approximately 5-1/2" on the side. The left patch pocket is to have a 1-1/2" pencil opening at the top of the flap. Both the pockets and the flaps are to be bartacked. Flaps are to interlined.

COLLAR:

The stand-up collar shall be made using self material. It shall be interlined with Pellon. Finish collar must measure 3-1/2" in the center, tapering to 3-1/4" at the collar points. There shall be an option for a detachable hood and fur collar using Orlon pile. This collar and hood are to be attached to the permanent collar with buttons.

EPAULETS:

The epaulets shall be made of self goods and interlined. They shall be sewn into the sleeve head seam, "X" stitched, and tacked to the jacket at the neck.

BADGE TAB:

The badge tab shall be made of the outer fabric and lined with pocketing fabric being, 2" tall by 1" wide. The first eyelet is ½" down from the top finished edge and the second is ½" up from the bottom finished edge. The eyelets are spaced 1" apart from center to center. It shall be centered 2-1/2" above the left pocket flap.

ZIPPER:

There shall be a YKK #7, two-way molded nylon zipper in the front and a 11" nylon zipper on each side vent. The side zippers shall have an elastic strap and snap closure under the zipper. This should be able to snap under the officers holster and the strap must be elasticized.

BUTTONS & SNAPS:

The pocket flaps and epaulets shall be secured with 24 ligne Texas Star metal buttons. Side zipper tabs shall be secured by high impact, non-reflective, non-glare, scratch resistant snaps.

FUR COLLAR:

Each jacket must have a removable fur collar.

THREAD:

All sewing is to be done with polyester core thread or 100% spun polyester thread.

SIZE TAG & CARE INSTRUCTION:

Each jacket shall have a sewn in woven size label. There shall also be a printed label with care instructions and each coat marked with lot number, size, fiber content and WPL number and a Newport Harbor label.

WARRANTY:

One year against workmanship or fabric defects.

EMBLEMS:

Fort Bend County Sheriffs Office emblems to be sewn on both shoulders. Fort Bend County Sheriffs badge patch to be sewn on left breast. Sheriff back emblem to be sewn on back. Emblems to be furnished by Fort Bend County Sheriffs Office.

Item 36: Reversible Winter Duty Jacket-Gerber Style 71D5/L

Waist length jacket with zipper front, permanent HI VIZ lime-yellow lining with ANSI Class III construction with 2" 3M SCOTCHLITE reflective trim. All reflective trim must be sewn on to jackets. One-piece design sleeve, adjustable cuffs, two-way pleated pockets, zippered side vents with snap tab closures. Permanent epaulets and badge holder. Removable liner. Reference product is Gerber's identification number 71D5/L Thriller X Jacket. Color in Brown and ANSI lime-yellow.

REFLECTIVE:

On Lime Green back of jacket, the word SHERIFF will be imprinted in silver reflective letters

Item 37: Coaches Jacket-#560MBK Black

Snap front jacket, fully lined, drawstring bottom, elasticized cuffs, two slash pockets, set-in sleeves, shirt style collar.

EMBROIDERY AND PRINTING:

Jacket to have Fort Bend County Sheriffs Office logo embroidered over left chest and SHERIFF CID screen printed on back.

Item 38: Red Kap Industries Synthetic, Zipper Front Coveralls, #CT10.

Item 39: Instructor Caps, cotton twill pro style mesh back, #30-287

- 65% polyester 35% cotton front 100% nylon mesh back
- 6 panel cap
- Seamed front panel with full Buckram
- Pro stitch on crown
- 8 rows stitching on visor
- Matching fabric undervisor
- Matching color sweatband
- Plastic adjustable snap

Item 40: PATCHES (samples available upon request)

Fort Bend Co. Sheriff's Office shoulder patch
Fort Bend Co. Sheriff's Office Back patch
Fort Bend Co. Sheriff's Office silver round badge patch
Fort Bend Co. Sheriff's Office gold round badge patch
Fort Bend Co. Sheriff's Office Sergeant stripe (pair)
Fort Bend Co. Sheriff's Office Corporal stripe (pair)

10.0 BIDDER COMPLETE THE FOLLOWING:

<u>Item</u>	<u>Brief Description</u>	<u>Unit Bid Price</u>
1	Men's Trouser-Western Pockets	\$ <u>39.⁵⁰</u> /ea.
Brand bidding:	<u>Perfection 1872</u>	
2	Men's Trouser-Traditional Style	\$ <u>35.⁰⁰</u> /ea.
Brand bidding:	<u>Perfection 2600</u>	
3	Men's Tactical Pants	\$ <u>39.⁰⁰</u> /ea.
Brand bidding:	<u>5.11 74251</u>	
4	Men's Cargo Trousers	\$ <u>48.⁰⁰</u> /ea.
Brand bidding:	<u>Perfection 1775</u>	
5	Men's Poly/Cotton Trousers	\$ <u>46.⁵⁰</u> /ea.
Brand bidding:	<u>Perfection 1725ST</u>	
6	Men's Wrangler Jeans	\$ <u>34.⁰⁰</u> /ea.
Brand bidding:	<u>Wrangler 13MWZXL</u>	
7	Women's Trouser-Western Pockets	\$ <u>39.⁵⁰</u> /ea.
Brand bidding:	<u>Perfection L1722</u>	
8	Women's Trouser-Traditional Style	\$ <u>35.⁰⁰</u> /ea.
Brand bidding:	<u>Perfection L2600</u>	

Initials of Bidder: PTB


<u>Item</u>	<u>Brief Description</u>	<u>Unit Bid Price</u>
9	Women's Poly/Cotton Trousers	\$ <u>46.⁵⁰</u> /ea.
Brand bidding: <u>Perfection L1725</u>		
10	Women's Cargo Trousers	\$ <u>48.⁰⁰</u> /ea.
Brand bidding: <u>Perfection L1775</u>		
11	Men's long sleeve shirt-zipper front	\$ <u>37.⁰⁰</u> /ea.
Brand bidding: <u>Perfection 2000</u>		
12	Men's long sleeve shirt	\$ <u>47.⁰⁰</u> /ea.
Brand bidding: <u>Perfection 3000</u>		
13	Men's long sleeve MatrixSeries	\$ <u>39.⁰⁰</u> /ea.
Brand bidding: <u>Perfection 1525</u>		
14	Men's long sleeve Wrangler shirt	\$ <u>30.⁰⁰</u> /ea.
Brand bidding: <u>Wrangler 70140mw</u>		
15	Women's long sleeve shirt-zipper	\$ <u>37.⁰⁰</u> /ea.
Brand bidding: <u>Perfection L2000</u>		
16	Women's long sleeve StratusSeries shirt	\$ <u>47.⁰⁰</u> /ea.
Brand bidding: <u>Perfection L3025</u>		
17	Men's short sleeve shirt-zipper front	\$ <u>36.⁰⁰</u> /ea.
Brand bidding: <u>Perfection 2300</u>		

Initials of Bidder: JB

<u>Item</u>	<u>Brief Description</u>	<u>Unit Bid Price</u>
18	Men's short sleeve shirt	\$ <u>43.00</u> /ea.
Brand bidding:	<u>Perfection 3300</u>	
19	Men's short sleeve MatrixSeries shirt	\$ <u>37.00</u> /ea.
Brand bidding:	<u>Perfection 1825</u>	
20	Women's short sleeve shirt-zipper	\$ <u>36.00</u> /ea.
Brand bidding:	<u>Perfection L2300</u>	
21	Women's short sleeve StratusSeries shirt	\$ <u>43.00</u> /ea.
Brand bidding:	<u>Perfection L3325</u>	
22	Short sleeve Mocean shirt	\$ <u>68.00</u> /ea.
Brand bidding:	<u>MOCEAN 0250</u>	
23	Long sleeve Mocean shirt	\$ <u>73.00</u> /ea.
Brand bidding:	<u>MOCEAN 0251</u>	
24	Short sleeve Polo shirt	\$ <u>34.50</u> /ea.
Brand bidding:	<u>S.11 41060</u>	
25	3" Clip-on Tie, 14.5"	\$ <u>4.00</u> /ea.
Brand bidding:	<u>Sam Broom 90051</u>	
26	3" Clip-on Tie, 18"	\$ <u>4.00</u> /ea.
Brand bidding:	<u>Sam Broom 90010</u>	

Initials of Bidder: JB

<u>Item</u>	<u>Brief Description</u>	<u>Unit Bid Price</u>
27	3" Clip-on Tie, 20"	\$ <u>4.00</u> /ea.
Brand bidding:	<u>Sam Broom 90043</u>	
28	3.5" Clip-on Tie, 22"	\$ <u>4.00</u> /ea.
Brand bidding:	<u>Sam Broom 90063</u>	
29	Mock turtleneck dickie	\$ <u>15.00</u> /ea.
Brand bidding:	<u>School Apparel 8117</u>	
30	Dickie drawstring pants	\$ <u>10.00</u> /ea.
Brand bidding:	<u>Dickies 50106</u>	
31	Dickie elastic waist pants	\$ <u>12.00</u> /ea.
Brand bidding:	<u>Dickies 50506</u>	
32	Dickie jacket	\$ <u>15.00</u> /ea.
Brand bidding:	<u>Dickies 85306</u>	
33	48" raincoat	\$ <u>57.00</u> /ea.
Brand bidding:	<u>Neese 475</u>	
34	Reversible raincoat	\$ <u>90.00</u> /ea.
Brand bidding:	<u>Blaver 26990</u>	
35	Newport Harbor Jacket	\$ <u>90.00</u> /ea.
Brand bidding:	<u>Gerber 71N3</u>	

Initials of Bidder: 

<u>Item</u>	<u>Brief Description</u>	<u>Unit Bid Price</u>
36	Reversible winter duty jacket	\$ <u>120.⁰⁰</u> /ea.
Brand bidding: <u>Gerber 7105/L</u>		
37	Coaches jacket	\$ <u>26.⁰⁰</u> /ea.
Brand bidding: <u>Liberty 560</u>		
38	Red Kap Coveralls	\$ <u>30.⁰⁰</u> /ea.
Brand bidding: <u>Red Kap CT10BN</u>		
39	Instructor caps	\$ <u>9.⁰⁰</u> /ea.
Brand bidding: <u>OTTO CAP 30-287</u>		
40	Patches:	
	Fort Bend Co. Sheriff's Office shoulder patch	\$ <u>.75</u> /ea.
	Fort Bend Co. Sheriff's Office Back patch	\$ <u>2.50</u> /ea.
	Fort Bend Co. Sheriff's Office silver round badge patch	\$ <u>1.25</u> /ea.
	Fort Bend Co. Sheriff's Office gold round badge patch	\$ <u>1.25</u> /ea.
	Fort Bend Co. Sheriff's Office Sergeant stripe (pair)	\$ <u>3.50</u> /pr
	Fort Bend Co. Sheriff's Office Corporal stripe (pair)	\$ <u>3.50</u> /pr

Initials of Bidder: JB

CONTRACT SHEET

THE STATE OF TEXAS
COUNTY OF FORT BEND

This memorandum of agreement made and entered into on the 8th day of September, 2009, by and between Fort Bend County in the State of Texas (hereinafter designated County), acting herein by County Judge Robert Hebert, by virtue of an order of Fort Bend County Commissioners Court, and Lone Star Uniforms, Inc. (company name) (hereinafter designated Contractor).

WITNESSETH:

The Contractor and the County agree that the bid and specifications for **Sheriffs Office Uniforms**, which are hereto attached and made

a part hereof, together with this instrument and the bond (when required) shall constitute the full agreement and contract between parties and for furnishing the items set out and described; the County agrees to pay the prices stipulated in the accepted bid.

It is further agreed that this contract shall not become binding or effective until signed by the parties hereto and a purchase order authorizing the items desired has been issued.

Executed at Richmond, Texas this 8th day of September, 2009.

By: Robert Hebert
County Judge

By: [Signature]
Signature of Contractor

By: Paul M. Bennett sales Rep.
Printed Name and Title

10 - 011