

Investment Report


Ft. Bend County

01/01/09 - 01/31/09

This report summarizes the investment position of Ft. Bend County for the period 01/01/09 to 01/31/09.

	12/31/08	01/31/09
Book Value	192,992,250.26	262,632,170.79
Market Value	192,992,250.26	262,632,170.79
Par Value	192,992,250.26	262,632,170.79
Change in Market Value		-0.00
Weighted Average Maturity (in Days)	1	1
Weighted Average Yield-to-Maturity of Portfolio	0.4433%	1.0620%
Yield-to-Maturity of 90 Day T-Bill	0.5500%	0.2400%
Accrued Interest		0.00

This report is presented in accordance with the Texas Government Code Title 10 Section 2256.023. The below signed hereby certify that, to the best of their knowledge on the date this report was created, Ft. Bend County is in compliance with the provisions of Government Code 2256 and with the stated policies and strategies of Ft. Bend County.



Director of Finance + Investments

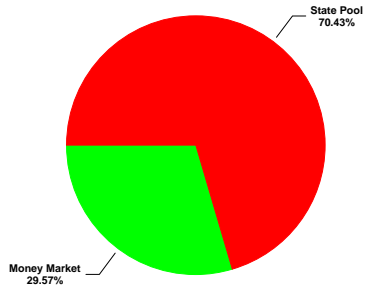
may 2009

Investment Report

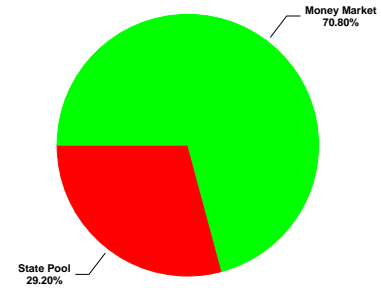
Ft. Bend County

01/01/09 - 01/31/09


Portfolio Composition - 12/31/08



Portfolio Composition - 01/31/09

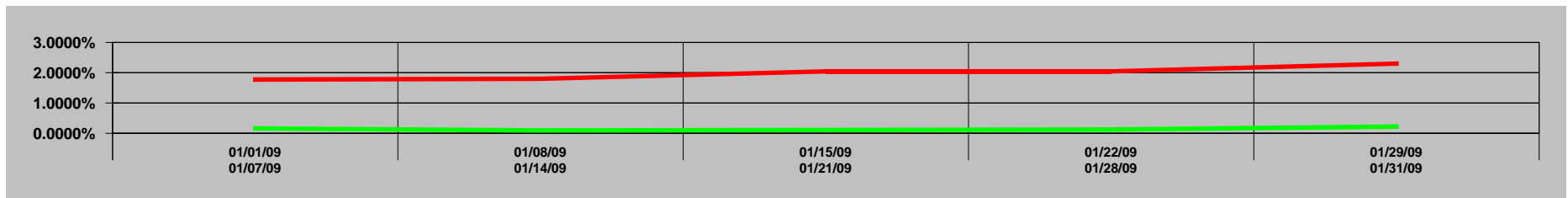


Maturity Aging - 12/31/08 vs 01/31/09



■ Previous Period ■ Current Period

Portfolio Performance - 01/01/09 to 01/31/09



— Portfolio — 90 Day T-Bill

GASB 31 Compliance
Ft. Bend County
Effective Interest - Actual Life
Receipts in Period
01/01/09 - 01/31/09

CUSIP	Invest Number	Security Description	Purchase Date	Sale Date	Valuation Method	Yield Earned	Price Source 01/01/09	Beginning Unit Price	Par Value On 01/01/09	Reported Value 01/01/09	Purchase Cost	Sales Proceeds	Ending Unit Price	Par Value On 01/31/09	Price Source 01/31/09	Reported Value 01/31/09	Change in Fair Value	Interest	Net Investment Income
Prosperity-Invest Acct	AR-0004	SNB - Investment Account	03/20/02	Open	Fair Value	1.4974	Manual	1.000000	1,091.43	1,091.43	0.00	1,091.24	1.000000	0.19	Manual	0.19	0.00	0.18	0.18
MBIA	AR-0005	State Pool	06/05/02	Open	Fair Value	0.0000	Manual	0.000000	0.00	0.00	0.00	0.00	0.000000	0.00	Manual	0.00	0.00	0.00	0.00
Prosperity-Money Market Accts.	AR-0009	Money Market	11/30/03	Open	Fair Value	3.0951	Manual	1.000000	57,069,891.01	57,069,891.01	0.00	-128,870,260.41	1.000000	185,940,151.42	Manual	185,940,151.42	0.00	160,934.87	160,934.87
Texas Term	AR-0013	State Pool	07/13/07	Open	Fair Value	0.0000	Manual	0.000000	0.00	0.00	0.00	0.00	0.000000	0.00	Manual	0.00	0.00	0.00	0.00
MB01-MBIA Toll Rd. Auth	AR-0014	State Pool	11/01/08	Open	Fair Value	1.0974	Manual	1.000000	1,512,695.78	1,512,695.78	0.00	1,512,695.78	0.000000	0.00	Manual	0.00	0.00	545.47	545.47
MB02-MBIA General	AR-0015	State Pool	11/01/08	Open	Fair Value	1.0975	Manual	1.000000	883,949.43	883,949.43	0.00	883,949.43	0.000000	0.00	Manual	0.00	0.00	318.77	318.77
MB03-MBIA Road & Bridge	AR-0016	State Pool	11/01/08	Open	Fair Value	0.0000	Manual	0.000000	0.00	0.00	0.00	0.00	0.000000	0.00	Manual	0.00	0.00	0.00	0.00
MB04-MBIA Drainage	AR-0017	State Pool	11/01/08	Open	Fair Value	0.0000	Manual	0.000000	0.00	0.00	0.00	0.00	0.000000	0.00	Manual	0.00	0.00	0.00	0.00
MB05-MBIA Mobility	AR-0018	State Pool	11/01/08	Open	Fair Value	1.0975	Manual	1.000000	4,370,230.81	4,370,230.81	0.00	4,370,230.81	0.000000	0.00	Manual	0.00	0.00	1,575.97	1,575.97
MB06-MBIA Toll Rd. Operations	AR-0019	State Pool	11/01/08	Open	Fair Value	1.0975	Manual	1.000000	1,146,901.21	1,146,901.21	0.00	1,146,901.21	0.000000	0.00	Manual	0.00	0.00	413.61	413.61
MB07-MBIA Fac. Construction	AR-0020	State Pool	11/01/08	Open	Fair Value	1.0975	Manual	1.000000	14,415,069.04	14,415,069.04	0.00	14,415,069.04	0.000000	0.00	Manual	0.00	0.00	5,198.28	5,198.28
MB08-MBIA Fld.Cont.(Big Crk)	AR-0021	State Pool	11/01/08	Open	Fair Value	1.0974	Manual	1.000000	1,409,642.32	1,409,642.32	0.00	1,409,642.32	0.000000	0.00	Manual	0.00	0.00	508.33	508.33
TT00-TX TERM General	AR-0022	State Pool	11/01/08	Open	Fair Value	1.1204	Manual	1.000000	1,025,865.08	1,025,865.08	0.00	-976.25	1.000000	1,026,841.33	Manual	1,026,841.33	0.00	976.25	976.25
TT01-TX TERM-Mobility	AR-0023	State Pool	11/01/08	Open	Fair Value	1.1204	Manual	1.000000	8,511,273.32	8,511,273.32	0.00	-8,099.63	1.000000	8,519,372.95	Manual	8,519,372.95	0.00	8,099.63	8,099.63
TT02-TX TERM Toll Rd. Operation	AR-0024	State Pool	11/01/08	Open	Fair Value	1.1204	Manual	1.000000	3,003,180.59	3,003,180.59	0.00	-2,857.93	1.000000	3,006,038.52	Manual	3,006,038.52	0.00	2,857.93	2,857.93
TT03-TX TERM Fac. Construction	AR-0025	State Pool	11/01/08	Open	Fair Value	1.2127	Manual	1.000000	35,589,397.56	35,589,397.56	0.00	35,572,843.04	1.000000	16,554.52	Manual	16,554.52	0.00	16,554.52	16,554.52
TT04-TX TERM Road & Bridge	AR-0026	State Pool	11/01/08	Open	Fair Value	1.1204	Manual	1.000000	1,872,417.50	1,872,417.50	0.00	-1,781.86	1.000000	1,874,199.36	Manual	1,874,199.36	0.00	1,781.86	1,781.86
TT05-TX TERM Drainage	AR-0027	State Pool	11/01/08	Open	Fair Value	1.1205	Manual	1.000000	127,966.70	127,966.70	0.00	-121.78	1.000000	128,088.48	Manual	128,088.48	0.00	121.78	121.78
LOG1-Logic- General	AR-0028	State Pool	11/10/08	Open	Fair Value	1.2949	Manual	1.000000	10,029,183.06	10,029,183.06	0.00	-11,030.10	1.000000	10,040,213.16	Manual	10,040,213.16	0.00	11,030.10	11,030.10
LOG2-Logic-Toll Rd.Operations	AR-0029	State Pool	11/10/08	Open	Fair Value	1.2949	Manual	1.000000	12,408,222.33	12,408,222.33	0.00	-13,646.56	1.000000	12,421,868.89	Manual	12,421,868.89	0.00	13,646.56	13,646.56
LOG3-Logic-Flood Control	AR-0030	State Pool	11/10/08	Open	Fair Value	1.2949	Manual	1.000000	3,008,754.92	3,008,754.92	0.00	-3,309.03	1.000000	3,012,063.95	Manual	3,012,063.95	0.00	3,309.03	3,309.03
LOG4-Logic-Facilities Const.Bnd	AR-0031	State Pool	11/10/08	Open	Fair Value	1.2949	Manual	1.000000	25,072,957.66	25,072,957.66	0.00	-27,575.24	1.000000	25,100,532.90	Manual	25,100,532.90	0.00	27,575.24	27,575.24
LOG5-Logic-Drainage	AR-0032	State Pool	11/10/08	Open	Fair Value	1.2949	Manual	1.000000	501,459.15	501,459.15	0.00	-551.50	1.000000	502,010.65	Manual	502,010.65	0.00	551.50	551.50
LOG7-Logic-Mobility	AR-0034	State Pool	11/10/08	Open	Fair Value	1.2949	Manual	1.000000	10,029,183.06	10,029,183.06	0.00	-11,030.10	1.000000	10,040,213.16	Manual	10,040,213.16	0.00	11,030.10	11,030.10
LOG8-Logic-Road & Bridge	AR-0035	State Pool	11/10/08	Open	Fair Value	1.2949	Manual	1.000000	1,002,918.30	1,002,918.30	0.00	-1,103.01	1.000000	1,004,021.31	Manual	1,004,021.31	0.00	1,103.01	1,103.01
Investment Total						1.9360		1.000000	192,992,250.26	192,992,250.26	0.00	-69,639,920.53	1.000000	262,632,170.79		262,632,170.79	0.00	268,132.99	268,132.99

Portfolio Position
Ft. Bend County
Effective Interest - Actual Life
Receipts in Period
01/01/09 - 01/31/09

4

CUSIP	Invest Number	Security Description	Purchase Date	Call Date	Par Value On 01/01/09	Par Value On 01/31/09	Market Val On 01/01/09	Market Val On 01/31/09	Purchase Cost	Sales Proceeds	Original Princ/Cost	Amor Value On 01/01/09	Amor Value On 01/31/09
732 - 2007 Facilities Const. Bonds													
Prosperity- Investment Account													
Prosperity-Invest Acct	AR-0004	SNB - Investment Account	03/20/02	Open	658.99	0.11	658.99	0.11	0.00	0.00	0.00	658.99	0.11
Prosperity- Investment Account Total					658.99	0.11	658.99	0.11	0.00	0.00	0.00	658.99	0.11
State Pool													
MB07-MBIA Fac. Construction	AR-0020	State Pool	11/01/08	Open	14,415,069.04	0.00	14,415,069.04	0.00	0.00	0.00	57,854,378.51	14,415,069.04	0.00
MBIA	AR-0005	State Pool	06/05/02	Open	0.00	0.00	0.00	0.00	0.00	0.00	0.00	0.00	0.00
TT03-TX TERM Fac. Construction	AR-0025	State Pool	11/01/08	Open	35,589,397.56	16,554.52	35,589,397.56	16,554.52	0.00	0.00	25,480,636.20	35,589,397.56	16,554.52
Texas Term	AR-0013	State Pool	07/13/07	Open	0.00	0.00	0.00	0.00	0.00	0.00	60,000,000.00	0.00	0.00
State Pool Total					50,004,466.60	16,554.52	50,004,466.60	16,554.52	0.00	0.00	143,335,014.71	50,004,466.60	16,554.52
732 - 2007 Facilities Const. Bonds Total					50,005,125.59	16,554.63	50,005,125.59	16,554.63	0.00	0.00	143,335,014.71	50,005,125.59	16,554.63
710 - Big Creek													
Prosperity- Investment Account													
Prosperity-Invest Acct	AR-0004	SNB - Investment Account	03/20/02	Open	0.00	0.00	0.00	0.00	0.00	0.00	0.00	0.00	0.00
Prosperity- Investment Account Total					0.00	0.00	0.00	0.00	0.00	0.00	0.00	0.00	0.00
710 - Big Creek Total					0.00	0.00	0.00	0.00	0.00	0.00	0.00	0.00	0.00
704 - Capital Improvement													
Prosperity- Investment Account													
Prosperity-Invest Acct	AR-0004	SNB - Investment Account	03/20/02	Open	0.00	0.00	0.00	0.00	0.00	0.00	0.00	0.00	0.00
Prosperity- Investment Account Total					0.00	0.00	0.00	0.00	0.00	0.00	0.00	0.00	0.00
704 - Capital Improvement Total					0.00	0.00	0.00	0.00	0.00	0.00	0.00	0.00	0.00
390 - Child Protective Services													
Prosperity- Investment Account													
Prosperity-Invest Acct	AR-0004	SNB - Investment Account	03/20/02	Open	0.00	0.00	0.00	0.00	0.00	0.00	0.00	0.00	0.00
Prosperity- Investment Account Total					0.00	0.00	0.00	0.00	0.00	0.00	0.00	0.00	0.00
390 - Child Protective Services Total					0.00	0.00	0.00	0.00	0.00	0.00	0.00	0.00	0.00
706 - Clear Creek													
Prosperity- Investment Account													
Prosperity-Invest Acct	AR-0004	SNB - Investment Account	03/20/02	Open	0.00	0.00	0.00	0.00	0.00	0.00	0.00	0.00	0.00
Prosperity- Investment Account Total					0.00	0.00	0.00	0.00	0.00	0.00	0.00	0.00	0.00
706 - Clear Creek Total					0.00	0.00	0.00	0.00	0.00	0.00	0.00	0.00	0.00
295 - Courthouse Security													
Prosperity- Investment Account													
Prosperity-Invest Acct	AR-0004	SNB - Investment Account	03/20/02	Open	0.00	0.00	0.00	0.00	0.00	0.00	0.00	0.00	0.00
Prosperity- Investment Account Total					0.00	0.00	0.00	0.00	0.00	0.00	0.00	0.00	0.00
295 - Courthouse Security Total					0.00	0.00	0.00	0.00	0.00	0.00	0.00	0.00	0.00
605 - Debt Service													
Prosperity- Investment Account													
Prosperity-Invest Acct	AR-0004	SNB - Investment Account	03/20/02	Open	0.00	0.00	0.00	0.00	0.00	0.00	0.00	0.00	0.00
Prosperity- Investment Account Total					0.00	0.00	0.00	0.00	0.00	0.00	0.00	0.00	0.00
605 - Debt Service Total					0.00	0.00	0.00	0.00	0.00	0.00	0.00	0.00	0.00
160 - Drainage District													
Prosperity- Investment Account													
Prosperity-Invest Acct	AR-0004	SNB - Investment Account	03/20/02	Open	126.46	0.02	126.46	0.02	0.00	0.00	0.00	126.46	0.02
Prosperity- Investment Account Total					126.46	0.02	126.46	0.02	0.00	0.00	0.00	126.46	0.02
State Pool													
MB04-MBIA Drainage	AR-0017	State Pool	11/01/08	Open	0.00	0.00	0.00	0.00	0.00	0.00	1,267,218.21	0.00	0.00

Portfolio Position

Ft. Bend County

Effective Interest - Actual Life

Receipts in Period

01/01/09 - 01/31/09

CUSIP	Invest Number	Security Description	Purchase Date	Call Date	Par Value On 01/01/09	Par Value On 01/31/09	Market Val On 01/01/09	Market Val On 01/31/09	Purchase Cost	Sales Proceeds	Original Princ/Cost	Amor Value On 01/01/09	Amor Value On 01/31/09
MBIA	AR-0005	State Pool	06/05/02	Open	0.00	0.00	0.00	0.00	0.00	0.00	0.00	0.00	0.00
TT05-TX TERM Drainage	AR-0027	State Pool	11/01/08	Open	127,966.70	128,088.48	127,966.70	128,088.48	0.00	0.00	109,774.61	127,966.70	128,088.48
Texas Term	AR-0013	State Pool	07/13/07	Open	0.00	0.00	0.00	0.00	0.00	0.00	0.00	0.00	0.00
State Pool Total					<u>127,966.70</u>	<u>128,088.48</u>	<u>127,966.70</u>	<u>128,088.48</u>	<u>0.00</u>	<u>0.00</u>	<u>1,376,992.82</u>	<u>127,966.70</u>	<u>128,088.48</u>
160 - Drainage District Total					<u>128,093.16</u>	<u>128,088.50</u>	<u>128,093.16</u>	<u>128,088.50</u>	<u>0.00</u>	<u>0.00</u>	<u>1,376,992.82</u>	<u>128,093.16</u>	<u>128,088.50</u>
FBC NAR - FBC NARCOTICS													
Prosperity- Investment Account													
Prosperity-Invest Acct	AR-0004	SNB - Investment Account	03/20/02	Open	0.00	0.00	0.00	0.00	0.00	0.00	0.00	0.00	0.00
Prosperity- Investment Account Total					<u>0.00</u>	<u>0.00</u>	<u>0.00</u>	<u>0.00</u>	<u>0.00</u>	<u>0.00</u>	<u>0.00</u>	<u>0.00</u>	<u>0.00</u>
FBC NAR - FBC NARCOTICS Total					<u>0.00</u>	<u>0.00</u>	<u>0.00</u>	<u>0.00</u>	<u>0.00</u>	<u>0.00</u>	<u>0.00</u>	<u>0.00</u>	<u>0.00</u>
810 - FBC Toll Road Operations													
Prosperity- Investment Account													
Prosperity-Invest Acct	AR-0004	SNB - Investment Account	03/20/02	Open	0.00	0.00	0.00	0.00	0.00	0.00	0.00	0.00	0.00
Prosperity- Investment Account Total					<u>0.00</u>	<u>0.00</u>	<u>0.00</u>	<u>0.00</u>	<u>0.00</u>	<u>0.00</u>	<u>0.00</u>	<u>0.00</u>	<u>0.00</u>
State Pool													
MB06-MBIA Toll Rd. Operations	AR-0019	State Pool	11/01/08	Open	1,146,901.21	0.00	1,146,901.21	0.00	0.00	0.00	3,143,377.27	1,146,901.21	0.00
MBIA	AR-0005	State Pool	06/05/02	Open	0.00	0.00	0.00	0.00	0.00	0.00	0.00	0.00	0.00
TT02-TX TERM Toll Rd. Operation	AR-0024	State Pool	11/01/08	Open	3,003,180.59	3,006,038.52	3,003,180.59	3,006,038.52	0.00	0.00	0.00	3,003,180.59	3,006,038.52
State Pool Total					<u>4,150,081.80</u>	<u>3,006,038.52</u>	<u>4,150,081.80</u>	<u>3,006,038.52</u>	<u>0.00</u>	<u>0.00</u>	<u>3,143,377.27</u>	<u>4,150,081.80</u>	<u>3,006,038.52</u>
810 - FBC Toll Road Operations Total					<u>4,150,081.80</u>	<u>3,006,038.52</u>	<u>4,150,081.80</u>	<u>3,006,038.52</u>	<u>0.00</u>	<u>0.00</u>	<u>3,143,377.27</u>	<u>4,150,081.80</u>	<u>3,006,038.52</u>
892 - FBC SHERIFF COMMISSARY													
Prosperity- Investment Account													
Prosperity-Invest Acct	AR-0004	SNB - Investment Account	03/20/02	Open	0.00	0.00	0.00	0.00	0.00	0.00	0.00	0.00	0.00
Prosperity- Investment Account Total					<u>0.00</u>	<u>0.00</u>	<u>0.00</u>	<u>0.00</u>	<u>0.00</u>	<u>0.00</u>	<u>0.00</u>	<u>0.00</u>	<u>0.00</u>
892 - FBC SHERIFF COMMISSARY Total					<u>0.00</u>	<u>0.00</u>	<u>0.00</u>	<u>0.00</u>	<u>0.00</u>	<u>0.00</u>	<u>0.00</u>	<u>0.00</u>	<u>0.00</u>
728 - FBFCWSC BIG CREEK													
Prosperity- Investment Account													
Prosperity-Invest Acct	AR-0004	SNB - Investment Account	03/20/02	Open	0.00	0.00	0.00	0.00	0.00	0.00	0.00	0.00	0.00
Prosperity- Investment Account Total					<u>0.00</u>	<u>0.00</u>	<u>0.00</u>	<u>0.00</u>	<u>0.00</u>	<u>0.00</u>	<u>0.00</u>	<u>0.00</u>	<u>0.00</u>
State Pool													
MB08-MBIA Fid.Cont.(Big Crk)	AR-0021	State Pool	11/01/08	Open	1,409,642.32	0.00	1,409,642.32	0.00	0.00	0.00	4,405,170.92	1,409,642.32	0.00
MBIA	AR-0005	State Pool	06/05/02	Open	0.00	0.00	0.00	0.00	0.00	0.00	0.00	0.00	0.00
State Pool Total					<u>1,409,642.32</u>	<u>0.00</u>	<u>1,409,642.32</u>	<u>0.00</u>	<u>0.00</u>	<u>0.00</u>	<u>4,405,170.92</u>	<u>1,409,642.32</u>	<u>0.00</u>
728 - FBFCWSC BIG CREEK Total					<u>1,409,642.32</u>	<u>0.00</u>	<u>1,409,642.32</u>	<u>0.00</u>	<u>0.00</u>	<u>0.00</u>	<u>4,405,170.92</u>	<u>1,409,642.32</u>	<u>0.00</u>
100 - General Fund													
Prosperity- Investment Account													
Prosperity-Invest Acct	AR-0004	SNB - Investment Account	03/20/02	Open	0.00	0.00	0.00	0.00	0.00	0.00	50,000,000.00	0.00	0.00
Prosperity- Investment Account Total					<u>0.00</u>	<u>0.00</u>	<u>0.00</u>	<u>0.00</u>	<u>0.00</u>	<u>0.00</u>	<u>50,000,000.00</u>	<u>0.00</u>	<u>0.00</u>
State Pool													
MB02-MBIA General	AR-0015	State Pool	11/01/08	Open	883,949.43	0.00	883,949.43	0.00	0.00	0.00	17,374,917.83	883,949.43	0.00
MBIA	AR-0005	State Pool	06/05/02	Open	0.00	0.00	0.00	0.00	0.00	0.00	0.00	0.00	0.00
TT00-TX TERM General	AR-0022	State Pool	11/01/08	Open	1,025,865.08	1,026,841.33	1,025,865.08	1,026,841.33	0.00	0.00	10,006,437.87	1,025,865.08	1,026,841.33
Texas Term	AR-0013	State Pool	07/13/07	Open	0.00	0.00	0.00	0.00	0.00	0.00	0.00	0.00	0.00
State Pool Total					<u>1,909,814.51</u>	<u>1,026,841.33</u>	<u>1,909,814.51</u>	<u>1,026,841.33</u>	<u>0.00</u>	<u>0.00</u>	<u>27,381,355.70</u>	<u>1,909,814.51</u>	<u>1,026,841.33</u>
100 - General Fund Total					<u>1,909,814.51</u>	<u>1,026,841.33</u>	<u>1,909,814.51</u>	<u>1,026,841.33</u>	<u>0.00</u>	<u>0.00</u>	<u>77,381,355.70</u>	<u>1,909,814.51</u>	<u>1,026,841.33</u>
385 - Juvenile Foster Care													
Prosperity- Investment Account													

Portfolio Position

Ft. Bend County

Effective Interest - Actual Life

Receipts in Period

01/01/09 - 01/31/09

CUSIP	Invest Number	Security Description	Purchase Date	Call Date	Par Value On 01/01/09	Par Value On 01/31/09	Market Val On 01/01/09	Market Val On 01/31/09	Purchase Cost	Sales Proceeds	Original Princ/Cost	Amor Value On 01/01/09	Amor Value On 01/31/09
Prosperity-Invest Acct	AR-0004	SNB - Investment Account	03/20/02	Open	0.00	0.00	0.00	0.00	0.00	0.00	0.00	0.00	0.00
Prosperity- Investment Account Total					0.00	0.00	0.00	0.00	0.00	0.00	0.00	0.00	0.00
385 - Juvenile Foster Care Total					0.00	0.00	0.00	0.00	0.00	0.00	0.00	0.00	0.00
150 - Juvenile Operations													
Prosperity- Investment Account													
Prosperity-Invest Acct	AR-0004	SNB - Investment Account	03/20/02	Open	0.00	0.00	0.00	0.00	0.00	0.00	0.00	0.00	0.00
Prosperity- Investment Account Total					0.00	0.00	0.00	0.00	0.00	0.00	0.00	0.00	0.00
150 - Juvenile Operations Total					0.00	0.00	0.00	0.00	0.00	0.00	0.00	0.00	0.00
200 - Law Enforcement Academy													
Prosperity- Investment Account													
Prosperity-Invest Acct	AR-0004	SNB - Investment Account	03/20/02	Open	0.00	0.00	0.00	0.00	0.00	0.00	0.00	0.00	0.00
Prosperity- Investment Account Total					0.00	0.00	0.00	0.00	0.00	0.00	0.00	0.00	0.00
200 - Law Enforcement Academy Total					0.00	0.00	0.00	0.00	0.00	0.00	0.00	0.00	0.00
720 - Library Bond Construction													
Prosperity- Investment Account													
Prosperity-Invest Acct	AR-0004	SNB - Investment Account	03/20/02	Open	0.00	0.00	0.00	0.00	0.00	0.00	0.00	0.00	0.00
Prosperity- Investment Account Total					0.00	0.00	0.00	0.00	0.00	0.00	0.00	0.00	0.00
720 - Library Bond Construction Total					0.00	0.00	0.00	0.00	0.00	0.00	0.00	0.00	0.00
LOG4 - LOGIC 07 FACILITIES CONST.													
State Pool													
LOG4-Logic-Facilities Const.Bnd	AR-0031	State Pool	11/10/08	Open	25,072,957.66	25,100,532.90	25,072,957.66	25,100,532.90	0.00	0.00	25,000,000.00	25,072,957.66	25,100,532.90
State Pool Total					25,072,957.66	25,100,532.90	25,072,957.66	25,100,532.90	0.00	0.00	25,000,000.00	25,072,957.66	25,100,532.90
LOG4 - LOGIC 07 FACILITIES CONST. Total					25,072,957.66	25,100,532.90	25,072,957.66	25,100,532.90	0.00	0.00	25,000,000.00	25,072,957.66	25,100,532.90
LOG5 - LOGIC DRAINAGE													
State Pool													
LOG5-Logic-Drainage	AR-0032	State Pool	11/10/08	Open	501,459.15	502,010.65	501,459.15	502,010.65	0.00	0.00	500,000.00	501,459.15	502,010.65
State Pool Total					501,459.15	502,010.65	501,459.15	502,010.65	0.00	0.00	500,000.00	501,459.15	502,010.65
LOG5 - LOGIC DRAINAGE Total					501,459.15	502,010.65	501,459.15	502,010.65	0.00	0.00	500,000.00	501,459.15	502,010.65
LOG3 - LOGIC FLOOD CONT-BIG CREEK													
State Pool													
LOG3-Logic-Flood Control	AR-0030	State Pool	11/10/08	Open	3,008,754.92	3,012,063.95	3,008,754.92	3,012,063.95	0.00	0.00	3,000,000.00	3,008,754.92	3,012,063.95
State Pool Total					3,008,754.92	3,012,063.95	3,008,754.92	3,012,063.95	0.00	0.00	3,000,000.00	3,008,754.92	3,012,063.95
LOG3 - LOGIC FLOOD CONT-BIG CREEK Total					3,008,754.92	3,012,063.95	3,008,754.92	3,012,063.95	0.00	0.00	3,000,000.00	3,008,754.92	3,012,063.95
LOG1 - LOGIC GENERAL													
State Pool													
LOG1-Logic- General	AR-0028	State Pool	11/10/08	Open	10,029,183.06	10,040,213.16	10,029,183.06	10,040,213.16	0.00	0.00	10,000,000.00	10,029,183.06	10,040,213.16
State Pool Total					10,029,183.06	10,040,213.16	10,029,183.06	10,040,213.16	0.00	0.00	10,000,000.00	10,029,183.06	10,040,213.16
LOG1 - LOGIC GENERAL Total					10,029,183.06	10,040,213.16	10,029,183.06	10,040,213.16	0.00	0.00	10,000,000.00	10,029,183.06	10,040,213.16
LOG7 - LOGIC MOBILITY													
State Pool													
LOG7-Logic-Mobility	AR-0034	State Pool	11/10/08	Open	10,029,183.06	10,040,213.16	10,029,183.06	10,040,213.16	0.00	0.00	10,000,000.00	10,029,183.06	10,040,213.16
State Pool Total					10,029,183.06	10,040,213.16	10,029,183.06	10,040,213.16	0.00	0.00	10,000,000.00	10,029,183.06	10,040,213.16
LOG7 - LOGIC MOBILITY Total					10,029,183.06	10,040,213.16	10,029,183.06	10,040,213.16	0.00	0.00	10,000,000.00	10,029,183.06	10,040,213.16
LOG8 - LOGIC ROAD & BRIDGE													
State Pool													
LOG8-Logic-Road & Bridge	AR-0035	State Pool	11/10/08	Open	1,002,918.30	1,004,021.31	1,002,918.30	1,004,021.31	0.00	0.00	1,000,000.00	1,002,918.30	1,004,021.31
State Pool Total					1,002,918.30	1,004,021.31	1,002,918.30	1,004,021.31	0.00	0.00	1,000,000.00	1,002,918.30	1,004,021.31

Portfolio Position
Ft. Bend County
Effective Interest - Actual Life
Receipts in Period
01/01/09 - 01/31/09

7

CUSIP	Invest Number	Security Description	Purchase Date	Call Date	Par Value On 01/01/09	Par Value On 01/31/09	Market Val On 01/01/09	Market Val On 01/31/09	Purchase Cost	Sales Proceeds	Original Princ/Cost	Amor Value On 01/01/09	Amor Value On 01/31/09
LOG8 - LOGIC ROAD & BRIDGE Total					<u>1,002,918.30</u>	<u>1,004,021.31</u>	<u>1,002,918.30</u>	<u>1,004,021.31</u>	<u>0.00</u>	<u>0.00</u>	<u>1,000,000.00</u>	<u>1,002,918.30</u>	<u>1,004,021.31</u>
LOG2 - LOGIC TOLL OPERATIONS													
State Pool													
LOG2-Logic-Toll Rd.Operations	AR-0029	State Pool	11/10/08	Open	12,408,222.33	12,421,868.89	12,408,222.33	12,421,868.89	0.00	0.00	2,000,000.00	12,408,222.33	12,421,868.89
State Pool Total					<u>12,408,222.33</u>	<u>12,421,868.89</u>	<u>12,408,222.33</u>	<u>12,421,868.89</u>	<u>0.00</u>	<u>0.00</u>	<u>2,000,000.00</u>	<u>12,408,222.33</u>	<u>12,421,868.89</u>
LOG2 - LOGIC TOLL OPERATIONS Total					<u>12,408,222.33</u>	<u>12,421,868.89</u>	<u>12,408,222.33</u>	<u>12,421,868.89</u>	<u>0.00</u>	<u>0.00</u>	<u>2,000,000.00</u>	<u>12,408,222.33</u>	<u>12,421,868.89</u>
708 - Lower Oyster Creek													
Prosperity- Investment Account													
Prosperity-Invest Acct	AR-0004	SNB - Investment Account	03/20/02	Open	0.00	0.00	0.00	0.00	0.00	0.00	0.00	0.00	0.00
Prosperity- Investment Account Total					<u>0.00</u>	<u>0.00</u>	<u>0.00</u>	<u>0.00</u>	<u>0.00</u>	<u>0.00</u>	<u>0.00</u>	<u>0.00</u>	<u>0.00</u>
708 - Lower Oyster Creek Total					<u>0.00</u>	<u>0.00</u>	<u>0.00</u>	<u>0.00</u>	<u>0.00</u>	<u>0.00</u>	<u>0.00</u>	<u>0.00</u>	<u>0.00</u>
718 - Mobility Projects													
Prosperity- Investment Account													
Prosperity-Invest Acct	AR-0004	SNB - Investment Account	03/20/02	Open	0.00	0.00	0.00	0.00	0.00	0.00	0.00	0.00	0.00
Prosperity- Investment Account Total					<u>0.00</u>	<u>0.00</u>	<u>0.00</u>	<u>0.00</u>	<u>0.00</u>	<u>0.00</u>	<u>0.00</u>	<u>0.00</u>	<u>0.00</u>
State Pool													
MB05-MBIA Mobility	AR-0018	State Pool	11/01/08	Open	4,370,230.81	0.00	4,370,230.81	0.00	0.00	0.00	16,354,974.77	4,370,230.81	0.00
MBIA	AR-0005	State Pool	06/05/02	Open	0.00	0.00	0.00	0.00	0.00	0.00	0.00	0.00	0.00
TT01-TX TERM-Mobility	AR-0023	State Pool	11/01/08	Open	8,511,273.32	8,519,372.95	8,511,273.32	8,519,372.95	0.00	0.00	8,483,566.82	8,511,273.32	8,519,372.95
Texas Term	AR-0013	State Pool	07/13/07	Open	0.00	0.00	0.00	0.00	0.00	0.00	0.00	0.00	0.00
State Pool Total					<u>12,881,504.13</u>	<u>8,519,372.95</u>	<u>12,881,504.13</u>	<u>8,519,372.95</u>	<u>0.00</u>	<u>0.00</u>	<u>24,838,541.59</u>	<u>12,881,504.13</u>	<u>8,519,372.95</u>
718 - Mobility Projects Total					<u>12,881,504.13</u>	<u>8,519,372.95</u>	<u>12,881,504.13</u>	<u>8,519,372.95</u>	<u>0.00</u>	<u>0.00</u>	<u>24,838,541.59</u>	<u>12,881,504.13</u>	<u>8,519,372.95</u>
PROS - Prosperity Money Mkt. Accts.													
Money Market													
Prosperity-Money Market Accts.	AR-0009	Money Market	11/30/03	Open	57,069,891.01	185,940,151.42	57,069,891.01	185,940,151.42	0.00	0.00	12,505,577.66	57,069,891.01	185,940,151.42
Money Market Total					<u>57,069,891.01</u>	<u>185,940,151.42</u>	<u>57,069,891.01</u>	<u>185,940,151.42</u>	<u>0.00</u>	<u>0.00</u>	<u>12,505,577.66</u>	<u>57,069,891.01</u>	<u>185,940,151.42</u>
PROS - Prosperity Money Mkt. Accts. Total					<u>57,069,891.01</u>	<u>185,940,151.42</u>	<u>57,069,891.01</u>	<u>185,940,151.42</u>	<u>0.00</u>	<u>0.00</u>	<u>12,505,577.66</u>	<u>57,069,891.01</u>	<u>185,940,151.42</u>
270 - Records Management Debt Service													
Prosperity- Investment Account													
Prosperity-Invest Acct	AR-0004	SNB - Investment Account	03/20/02	Open	0.00	0.00	0.00	0.00	0.00	0.00	0.00	0.00	0.00
Prosperity- Investment Account Total					<u>0.00</u>	<u>0.00</u>	<u>0.00</u>	<u>0.00</u>	<u>0.00</u>	<u>0.00</u>	<u>0.00</u>	<u>0.00</u>	<u>0.00</u>
270 - Records Management Debt Service Total					<u>0.00</u>	<u>0.00</u>	<u>0.00</u>	<u>0.00</u>	<u>0.00</u>	<u>0.00</u>	<u>0.00</u>	<u>0.00</u>	<u>0.00</u>
155 - Road and Bridge													
Prosperity- Investment Account													
Prosperity-Invest Acct	AR-0004	SNB - Investment Account	03/20/02	Open	305.97	0.05	305.97	0.05	0.00	0.00	0.00	305.97	0.05
Prosperity- Investment Account Total					<u>305.97</u>	<u>0.05</u>	<u>305.97</u>	<u>0.05</u>	<u>0.00</u>	<u>0.00</u>	<u>0.00</u>	<u>305.97</u>	<u>0.05</u>
State Pool													
MB03-MBIA Road & Bridge	AR-0016	State Pool	11/01/08	Open	0.00	0.00	0.00	0.00	0.00	0.00	2,856,438.24	0.00	0.00
MBIA	AR-0005	State Pool	06/05/02	Open	0.00	0.00	0.00	0.00	0.00	0.00	0.00	0.00	0.00
TT04-TX TERM Road & Bridge	AR-0026	State Pool	11/01/08	Open	1,872,417.50	1,874,199.36	1,872,417.50	1,874,199.36	0.00	0.00	10,463.28	1,872,417.50	1,874,199.36
Texas Term	AR-0013	State Pool	07/13/07	Open	0.00	0.00	0.00	0.00	0.00	0.00	0.00	0.00	0.00
State Pool Total					<u>1,872,417.50</u>	<u>1,874,199.36</u>	<u>1,872,417.50</u>	<u>1,874,199.36</u>	<u>0.00</u>	<u>0.00</u>	<u>2,866,901.52</u>	<u>1,872,417.50</u>	<u>1,874,199.36</u>
155 - Road and Bridge Total					<u>1,872,723.47</u>	<u>1,874,199.41</u>	<u>1,872,723.47</u>	<u>1,874,199.41</u>	<u>0.00</u>	<u>0.00</u>	<u>2,866,901.52</u>	<u>1,872,723.47</u>	<u>1,874,199.41</u>
800 - Toll Road Authority													
Prosperity- Investment Account													
Prosperity-Invest Acct	AR-0004	SNB - Investment Account	03/20/02	Open	0.01	0.01	0.01	0.01	0.00	0.00	0.00	0.01	0.01
Prosperity- Investment Account Total					<u>0.01</u>	<u>0.01</u>	<u>0.01</u>	<u>0.01</u>	<u>0.00</u>	<u>0.00</u>	<u>0.00</u>	<u>0.01</u>	<u>0.01</u>

Portfolio Position

Ft. Bend County

Effective Interest - Actual Life

Receipts in Period

01/01/09 - 01/31/09

CUSIP	Invest Number	Security Description	Purchase Date	Call Date	Par Value On 01/01/09	Par Value On 01/31/09	Market Val On 01/01/09	Market Val On 01/31/09	Purchase Cost	Sales Proceeds	Original Princ/Cost	Amor Value On 01/01/09	Amor Value On 01/31/09
State Pool													
MB01-MBIA Toll Rd. Auth	AR-0014	State Pool	11/01/08	Open	1,512,695.78	0.00	1,512,695.78	0.00	0.00	0.00	1,508,730.26	1,512,695.78	0.00
MBIA	AR-0005	State Pool	06/05/02	Open	0.00	0.00	0.00	0.00	0.00	0.00	5,000,000.00	0.00	0.00
State Pool Total					1,512,695.78	0.00	1,512,695.78	0.00	0.00	0.00	6,508,730.26	1,512,695.78	0.00
800 - Toll Road Authority Total					1,512,695.79	0.01	1,512,695.79	0.01	0.00	0.00	6,508,730.26	1,512,695.79	0.01
702 - Upper Oyster Creek													
Prosperity- Investment Account													
Prosperity-Invest Acct	AR-0004	SNB - Investment Account	03/20/02	Open	0.00	0.00	0.00	0.00	0.00	0.00	0.00	0.00	0.00
Prosperity- Investment Account Total					0.00	0.00	0.00	0.00	0.00	0.00	0.00	0.00	0.00
702 - Upper Oyster Creek Total					0.00	0.00	0.00	0.00	0.00	0.00	0.00	0.00	0.00
Combined Port													
Money Market													
Prosperity-Money Market Accts.	AR-0009	Money Market	11/30/03	Open	57,069,891.01	185,940,151.42	57,069,891.01	185,940,151.42	0.00	0.00	12,505,577.66	57,069,891.01	185,940,151.42
Money Market Total					57,069,891.01	185,940,151.42	57,069,891.01	185,940,151.42	0.00	0.00	12,505,577.66	57,069,891.01	185,940,151.42
Prosperity- Investment Account													
Prosperity-Invest Acct	AR-0004	SNB - Investment Account	03/20/02	Open	1,091.43	0.19	1,091.43	0.19	0.00	0.00	50,000,000.00	1,091.43	0.19
Prosperity- Investment Account Total					1,091.43	0.19	1,091.43	0.19	0.00	0.00	50,000,000.00	1,091.43	0.19
State Pool													
LOG1-Logic- General	AR-0028	State Pool	11/10/08	Open	10,029,183.06	10,040,213.16	10,029,183.06	10,040,213.16	0.00	0.00	10,000,000.00	10,029,183.06	10,040,213.16
LOG2-Logic-Toll Rd.Operations	AR-0029	State Pool	11/10/08	Open	12,408,222.33	12,421,868.89	12,408,222.33	12,421,868.89	0.00	0.00	2,000,000.00	12,408,222.33	12,421,868.89
LOG3-Logic-Flood Control	AR-0030	State Pool	11/10/08	Open	3,008,754.92	3,012,063.95	3,008,754.92	3,012,063.95	0.00	0.00	3,000,000.00	3,008,754.92	3,012,063.95
LOG4-Logic-Facilities Const.Bnd	AR-0031	State Pool	11/10/08	Open	25,072,957.66	25,100,532.90	25,072,957.66	25,100,532.90	0.00	0.00	25,000,000.00	25,072,957.66	25,100,532.90
LOG5-Logic-Drainage	AR-0032	State Pool	11/10/08	Open	501,459.15	502,010.65	501,459.15	502,010.65	0.00	0.00	500,000.00	501,459.15	502,010.65
LOG7-Logic-Mobility	AR-0034	State Pool	11/10/08	Open	10,029,183.06	10,040,213.16	10,029,183.06	10,040,213.16	0.00	0.00	10,000,000.00	10,029,183.06	10,040,213.16
LOG8-Logic-Road & Bridge	AR-0035	State Pool	11/10/08	Open	1,002,918.30	1,004,021.31	1,002,918.30	1,004,021.31	0.00	0.00	1,000,000.00	1,002,918.30	1,004,021.31
MB01-MBIA Toll Rd. Auth	AR-0014	State Pool	11/01/08	Open	1,512,695.78	0.00	1,512,695.78	0.00	0.00	0.00	1,508,730.26	1,512,695.78	0.00
MB02-MBIA General	AR-0015	State Pool	11/01/08	Open	883,949.43	0.00	883,949.43	0.00	0.00	0.00	17,374,917.83	883,949.43	0.00
MB03-MBIA Road & Bridge	AR-0016	State Pool	11/01/08	Open	0.00	0.00	0.00	0.00	0.00	0.00	2,856,438.24	0.00	0.00
MB04-MBIA Drainage	AR-0017	State Pool	11/01/08	Open	0.00	0.00	0.00	0.00	0.00	0.00	1,267,218.21	0.00	0.00
MB05-MBIA Mobility	AR-0018	State Pool	11/01/08	Open	4,370,230.81	0.00	4,370,230.81	0.00	0.00	0.00	16,354,974.77	4,370,230.81	0.00
MB06-MBIA Toll Rd. Operations	AR-0019	State Pool	11/01/08	Open	1,146,901.21	0.00	1,146,901.21	0.00	0.00	0.00	3,143,377.27	1,146,901.21	0.00
MB07-MBIA Fac. Construction	AR-0020	State Pool	11/01/08	Open	14,415,069.04	0.00	14,415,069.04	0.00	0.00	0.00	57,854,378.51	14,415,069.04	0.00
MB08-MBIA Fld.Cont.(Big Crk)	AR-0021	State Pool	11/01/08	Open	1,409,642.32	0.00	1,409,642.32	0.00	0.00	0.00	4,405,170.92	1,409,642.32	0.00
MBIA	AR-0005	State Pool	06/05/02	Open	0.00	0.00	0.00	0.00	0.00	0.00	5,000,000.00	0.00	0.00
TT00-TX TERM General	AR-0022	State Pool	11/01/08	Open	1,025,865.08	1,026,841.33	1,025,865.08	1,026,841.33	0.00	0.00	10,006,437.87	1,025,865.08	1,026,841.33
TT01-TX TERM-Mobility	AR-0023	State Pool	11/01/08	Open	8,511,273.32	8,519,372.95	8,511,273.32	8,519,372.95	0.00	0.00	8,483,566.82	8,511,273.32	8,519,372.95
TT02-TX TERM Toll Rd. Operation	AR-0024	State Pool	11/01/08	Open	3,003,180.59	3,006,038.52	3,003,180.59	3,006,038.52	0.00	0.00	0.00	3,003,180.59	3,006,038.52
TT03-TX TERM Fac. Construction	AR-0025	State Pool	11/01/08	Open	35,589,397.56	16,554.52	35,589,397.56	16,554.52	0.00	0.00	25,480,636.20	35,589,397.56	16,554.52
TT04-TX TERM Road & Bridge	AR-0026	State Pool	11/01/08	Open	1,872,417.50	1,874,199.36	1,872,417.50	1,874,199.36	0.00	0.00	10,463.28	1,872,417.50	1,874,199.36
TT05-TX TERM Drainage	AR-0027	State Pool	11/01/08	Open	127,966.70	128,088.48	127,966.70	128,088.48	0.00	0.00	109,774.61	127,966.70	128,088.48
Texas Term	AR-0013	State Pool	07/13/07	Open	0.00	0.00	0.00	0.00	0.00	0.00	60,000,000.00	0.00	0.00
State Pool Total					135,921,267.82	76,692,019.18	135,921,267.82	76,692,019.18	0.00	0.00	265,356,084.79	135,921,267.82	76,692,019.18
Combined Port Total					192,992,250.26	262,632,170.79	192,992,250.26	262,632,170.79	0.00	0.00	327,861,662.45	192,992,250.26	262,632,170.79

Earnings and Yields Summary

Ft. Bend County Effective Interest - Actual Life Receipts in Period 01/01/09 - 01/31/09

Security Description	01/01/09 01/07/09	01/08/09 01/14/09	01/15/09 01/21/09	01/22/09 01/28/09	01/29/09 01/31/09	01/01/09 01/31/09
Combined Port						
Money Market	33,875.64	33,875.63	33,875.63	33,875.63	25,432.34	160,934.87
Prosperity- I	0.18	0.00	0.00	0.00	0.00	0.18
State Pool	<u>31,808.05</u>	<u>30,380.02</u>	<u>18,532.97</u>	<u>18,532.97</u>	<u>7,943.93</u>	<u>107,197.94</u>
Port Total	<u>65,683.87</u>	<u>64,255.65</u>	<u>52,408.60</u>	<u>52,408.60</u>	<u>33,376.27</u>	<u>268,132.99</u>
Combined Port						
Money Market	3.0951	3.0951	3.0951	3.0951	3.0951	3.0951
Prosperity- I	1.4986	1.2366	1.2366	1.2366	0.0029	1.4974
State Pool	<u>1.2202</u>	<u>1.2267</u>	<u>1.2618</u>	<u>1.2618</u>	<u>1.2618</u>	<u>1.2392</u>
Port Total	<u>1.7747</u>	<u>1.7993</u>	<u>2.0446</u>	<u>2.0446</u>	<u>2.2998</u>	<u>1.9360</u>

Maturity Aging
Ft. Bend County
 Effective Interest - Actual Life
 Receipts in Period
 01/31/09

CUSIP	Invest Number	Security Description	Purchase Date	Days to Maturity	Yield Matur	
0 - 30 Days						
	LOG1-Logic- General	AR-0028	State Pool	11/10/08	1	0.0000
	LOG2-Logic-Toll Rd.Operations	AR-0029	State Pool	11/10/08	1	0.0000
	LOG3-Logic-Flood Control	AR-0030	State Pool	11/10/08	1	0.0000
	LOG4-Logic-Facilities Const.Bnd	AR-0031	State Pool	11/10/08	1	0.0000
	LOG5-Logic-Drainage	AR-0032	State Pool	11/10/08	1	0.0000
	LOG7-Logic-Mobility	AR-0034	State Pool	11/10/08	1	0.0000
	LOG8-Logic-Road & Bridge	AR-0035	State Pool	11/10/08	1	0.0000
	MB01-MBIA Toll Rd. Auth	AR-0014	State Pool	11/01/08	1	0.0000
	MB02-MBIA General	AR-0015	State Pool	11/01/08	1	0.0000
	MB03-MBIA Road & Bridge	AR-0016	State Pool	11/01/08	1	0.0000
	MB04-MBIA Drainage	AR-0017	State Pool	11/01/08	1	0.0000
	MB05-MBIA Mobility	AR-0018	State Pool	11/01/08	1	0.0000
	MB06-MBIA Toll Rd. Operations	AR-0019	State Pool	11/01/08	1	0.0000
	MB07-MBIA Fac. Construction	AR-0020	State Pool	11/01/08	1	0.0000
	MB08-MBIA Fld.Cont.(Big Crk)	AR-0021	State Pool	11/01/08	1	0.0000
	MBIA	AR-0005	State Pool	06/05/02	1	1.6700
	Prosperity-Invest Acct	AR-0004	SNB - Investment Account	03/20/02	1	1.2376
	Prosperity-Money Market Accts.	AR-0009	Money Market	11/30/03	1	1.5000
	TT00-TX TERM General	AR-0022	State Pool	11/01/08	1	0.0000
	TT01-TX TERM-Mobility	AR-0023	State Pool	11/01/08	1	0.0000
	TT02-TX TERM Toll Rd. Operation	AR-0024	State Pool	11/01/08	1	0.0000
	TT03-TX TERM Fac. Construction	AR-0025	State Pool	11/01/08	1	0.0000
	TT04-TX TERM Road & Bridge	AR-0026	State Pool	11/01/08	1	0.0000
	TT05-TX TERM Drainage	AR-0027	State Pool	11/01/08	1	0.0000
	Texas Term	AR-0013	State Pool	07/13/07	<u>1</u>	<u>2.1300</u>
	0 - 30 Days Total				<u>1</u>	<u>1.0620</u>
	Investment Total				<u>1</u>	<u>1.0620</u>

Activity Statement
Ft. Bend County
Effective Interest - Actual Life
Receipts in Period
01/01/09 - 01/31/09

11

Purchase Date	Sale Date	CUSIP	Invest Number	Security Description	Amor Value On 01/01/09	Changes In Principal	Purchase Cost	Sales Proceeds	Purchased Interest	Int/Div Rec In the Perd	Amor Value On 01/31/09
Money Market											
11/30/03	Open	Prosperity-Money Market Accts.	AR-0009	Money Market	57,069,891.01	128,870,260.41	0.00	0.00	0.00	160,934.87	185,940,151.42
Money Market Total					<u>57,069,891.01</u>	<u>128,870,260.41</u>	<u>0.00</u>	<u>0.00</u>	<u>0.00</u>	<u>160,934.87</u>	<u>185,940,151.42</u>
Prosperity- Investment Account											
03/20/02	Open	Prosperity-Invest Acct	AR-0004	SNB - Investment Account	1,091.43	-1,091.24	0.00	0.00	0.00	0.18	0.19
Prosperity- Investment Account Total					<u>1,091.43</u>	<u>-1,091.24</u>	<u>0.00</u>	<u>0.00</u>	<u>0.00</u>	<u>0.18</u>	<u>0.19</u>
State Pool											
06/05/02	Open	MBIA	AR-0005	State Pool	0.00	0.00	0.00	0.00	0.00	0.00	0.00
07/13/07	Open	Texas Term	AR-0013	State Pool	0.00	0.00	0.00	0.00	0.00	0.00	0.00
11/01/08	Open	MB01-MBIA Toll Rd. Auth	AR-0014	State Pool	1,512,695.78	-1,512,695.78	0.00	0.00	0.00	545.47	0.00
11/01/08	Open	MB02-MBIA General	AR-0015	State Pool	883,949.43	-883,949.43	0.00	0.00	0.00	318.77	0.00
11/01/08	Open	MB03-MBIA Road & Bridge	AR-0016	State Pool	0.00	0.00	0.00	0.00	0.00	0.00	0.00
11/01/08	Open	MB04-MBIA Drainage	AR-0017	State Pool	0.00	0.00	0.00	0.00	0.00	0.00	0.00
11/01/08	Open	MB05-MBIA Mobility	AR-0018	State Pool	4,370,230.81	-4,370,230.81	0.00	0.00	0.00	1,575.97	0.00
11/01/08	Open	MB06-MBIA Toll Rd. Operations	AR-0019	State Pool	1,146,901.21	-1,146,901.21	0.00	0.00	0.00	413.61	0.00
11/01/08	Open	MB07-MBIA Fac. Construction	AR-0020	State Pool	14,415,069.04	-14,415,069.04	0.00	0.00	0.00	5,198.28	0.00
11/01/08	Open	MB08-MBIA Fld.Cont.(Big Crk)	AR-0021	State Pool	1,409,642.32	-1,409,642.32	0.00	0.00	0.00	508.33	0.00
11/01/08	Open	TT00-TX TERM General	AR-0022	State Pool	1,025,865.08	976.25	0.00	0.00	0.00	976.25	1,026,841.33
11/01/08	Open	TT01-TX TERM-Mobility	AR-0023	State Pool	8,511,273.32	8,099.63	0.00	0.00	0.00	8,099.63	8,519,372.95
11/01/08	Open	TT02-TX TERM Toll Rd. Operation	AR-0024	State Pool	3,003,180.59	2,857.93	0.00	0.00	0.00	2,857.93	3,006,038.52
11/01/08	Open	TT03-TX TERM Fac. Construction	AR-0025	State Pool	35,589,397.56	-35,572,843.04	0.00	0.00	0.00	16,554.52	16,554.52
11/01/08	Open	TT04-TX TERM Road & Bridge	AR-0026	State Pool	1,872,417.50	1,781.86	0.00	0.00	0.00	1,781.86	1,874,199.36
11/01/08	Open	TT05-TX TERM Drainage	AR-0027	State Pool	127,966.70	121.78	0.00	0.00	0.00	121.78	128,088.48
11/10/08	Open	LOG1-Logic- General	AR-0028	State Pool	10,029,183.06	11,030.10	0.00	0.00	0.00	11,030.10	10,040,213.16
11/10/08	Open	LOG2-Logic-Toll Rd.Operations	AR-0029	State Pool	12,408,222.33	13,646.56	0.00	0.00	0.00	13,646.56	12,421,868.89
11/10/08	Open	LOG3-Logic-Flood Control	AR-0030	State Pool	3,008,754.92	3,309.03	0.00	0.00	0.00	3,309.03	3,012,063.95
11/10/08	Open	LOG4-Logic-Facilities Const.Bnd	AR-0031	State Pool	25,072,957.66	27,575.24	0.00	0.00	0.00	27,575.24	25,100,532.90
11/10/08	Open	LOG5-Logic-Drainage	AR-0032	State Pool	501,459.15	551.50	0.00	0.00	0.00	551.50	502,010.65
11/10/08	Open	LOG7-Logic-Mobility	AR-0034	State Pool	10,029,183.06	11,030.10	0.00	0.00	0.00	11,030.10	10,040,213.16
11/10/08	Open	LOG8-Logic-Road & Bridge	AR-0035	State Pool	1,002,918.30	1,103.01	0.00	0.00	0.00	1,103.01	1,004,021.31
State Pool Total					<u>135,921,267.82</u>	<u>-59,229,248.64</u>	<u>0.00</u>	<u>0.00</u>	<u>0.00</u>	<u>107,197.94</u>	<u>76,692,019.18</u>
Investment Total					<u>192,992,250.26</u>	<u>69,639,920.53</u>	<u>0.00</u>	<u>0.00</u>	<u>0.00</u>	<u>268,132.99</u>	<u>262,632,170.79</u>

Interest Accrual
Ft. Bend County
Effective Interest - Actual Life
Receipts in Period
01/01/09 - 01/31/09

CUSIP	Invest Number	Security Description	Purchase Date	Sale Date	Yield Earned	Ending Par Val/Shares	Ending Amor Val/Cost	Purchased Interest	Int/Div Rec In the Perd	Int/Div Accrued In the Perd	PTD Purch Received	Int/Div Rec Purch/Date	Int/Div Accrued Purch/Date
Money Market													
Prosperity-Money Market Accts.	AR-0009	Money Market	11/30/03	Open	3.0951	185,940,151.42	185,940,151.42	0.00	160,934.87	0.00	0.00	8,082,772.12	0.00
Money Market Total					<u>3.0951</u>	<u>185,940,151.42</u>	<u>185,940,151.42</u>	<u>0.00</u>	<u>160,934.87</u>	<u>0.00</u>	<u>0.00</u>	<u>8,082,772.12</u>	<u>0.00</u>
Prosperity- Investment Account													
Prosperity-Invest Acct	AR-0004	SNB - Investment Account	03/20/02	Open	1.4974	0.19	0.19	0.00	0.18	0.00	0.00	1,233,685.72	0.00
Prosperity- Investment Account Total					<u>1.4974</u>	<u>0.19</u>	<u>0.19</u>	<u>0.00</u>	<u>0.18</u>	<u>0.00</u>	<u>0.00</u>	<u>1,233,685.72</u>	<u>0.00</u>
State Pool													
MBIA	AR-0005	State Pool	06/05/02	Open	0.0000	0.00	0.00	0.00	0.00	0.00	0.00	6,630,698.59	0.00
Texas Term	AR-0013	State Pool	07/13/07	Open	0.0000	0.00	0.00	0.00	0.00	0.00	0.00	1,346,888.78	0.00
MB01-MBIA Toll Rd. Auth	AR-0014	State Pool	11/01/08	Open	1.0974	0.00	0.00	0.00	545.47	0.00	0.00	4,510.99	0.00
MB02-MBIA General	AR-0015	State Pool	11/01/08	Open	1.0975	0.00	0.00	0.00	318.77	0.00	0.00	9,350.37	0.00
MB03-MBIA Road & Bridge	AR-0016	State Pool	11/01/08	Open	0.0000	0.00	0.00	0.00	0.00	0.00	0.00	739.15	0.00
MB04-MBIA Drainage	AR-0017	State Pool	11/01/08	Open	0.0000	0.00	0.00	0.00	0.00	0.00	0.00	327.91	0.00
MB05-MBIA Mobility	AR-0018	State Pool	11/01/08	Open	1.0975	0.00	0.00	0.00	1,575.97	0.00	0.00	16,832.01	0.00
MB06-MBIA Toll Rd. Operations	AR-0019	State Pool	11/01/08	Open	1.0975	0.00	0.00	0.00	413.61	0.00	0.00	3,937.55	0.00
MB07-MBIA Fac. Construction	AR-0020	State Pool	11/01/08	Open	1.0975	0.00	0.00	0.00	5,198.28	0.00	0.00	65,888.81	0.00
MB08-MBIA Fld.Cont.(Big Crk)	AR-0021	State Pool	11/01/08	Open	1.0974	0.00	0.00	0.00	508.33	0.00	0.00	4,979.73	0.00
TT00-TX TERM General	AR-0022	State Pool	11/01/08	Open	1.1204	1,026,841.33	1,026,841.33	0.00	976.25	0.00	0.00	20,403.46	0.00
TT01-TX TERM-Mobility	AR-0023	State Pool	11/01/08	Open	1.1204	8,519,372.95	8,519,372.95	0.00	8,099.63	0.00	0.00	35,806.13	0.00
TT02-TX TERM Toll Rd. Operation	AR-0024	State Pool	11/01/08	Open	1.1204	3,006,038.52	3,006,038.52	0.00	2,857.93	0.00	0.00	6,038.52	0.00
TT03-TX TERM Fac. Construction	AR-0025	State Pool	11/01/08	Open	1.2127	16,554.52	16,554.52	0.00	16,554.52	0.00	0.00	125,315.88	0.00
TT04-TX TERM Road & Bridge	AR-0026	State Pool	11/01/08	Open	1.1204	1,874,199.36	1,874,199.36	0.00	1,781.86	0.00	0.00	6,558.69	0.00
TT05-TX TERM Drainage	AR-0027	State Pool	11/01/08	Open	1.1205	128,088.48	128,088.48	0.00	121.78	0.00	0.00	767.75	0.00
LOG1-Logic- General	AR-0028	State Pool	11/10/08	Open	1.2949	10,040,213.16	10,040,213.16	0.00	11,030.10	0.00	0.00	40,213.16	0.00
LOG2-Logic-Toll Rd.Operations	AR-0029	State Pool	11/10/08	Open	1.2949	12,421,868.89	12,421,868.89	0.00	13,646.56	0.00	0.00	31,868.89	0.00
LOG3-Logic-Flood Control	AR-0030	State Pool	11/10/08	Open	1.2949	3,012,063.95	3,012,063.95	0.00	3,309.03	0.00	0.00	12,063.95	0.00
LOG4-Logic-Facilities Const.Bnd	AR-0031	State Pool	11/10/08	Open	1.2949	25,100,532.90	25,100,532.90	0.00	27,575.24	0.00	0.00	100,532.90	0.00
LOG5-Logic-Drainage	AR-0032	State Pool	11/10/08	Open	1.2949	502,010.65	502,010.65	0.00	551.50	0.00	0.00	2,010.65	0.00
LOG7-Logic-Mobility	AR-0034	State Pool	11/10/08	Open	1.2949	10,040,213.16	10,040,213.16	0.00	11,030.10	0.00	0.00	40,213.16	0.00
LOG8-Logic-Road & Bridge	AR-0035	State Pool	11/10/08	Open	<u>1.2949</u>	<u>1,004,021.31</u>	<u>1,004,021.31</u>	<u>0.00</u>	<u>1,103.01</u>	<u>0.00</u>	<u>0.00</u>	<u>4,021.31</u>	<u>0.00</u>
State Pool Total					<u>1.2392</u>	<u>76,692,019.18</u>	<u>76,692,019.18</u>	<u>0.00</u>	<u>107,197.94</u>	<u>0.00</u>	<u>0.00</u>	<u>8,509,968.34</u>	<u>0.00</u>
Investment Total					<u>1.9360</u>	<u>262,632,170.79</u>	<u>262,632,170.79</u>	<u>0.00</u>	<u>268,132.99</u>	<u>0.00</u>	<u>0.00</u>	<u>17,826,426.18</u>	<u>0.00</u>

Premium/Discount Amortization
Ft. Bend County
Effective Interest - Actual Life
Receipts in Period
01/01/09 - 01/31/09

CUSIP	Invest Number	Security Description	Purchase Date	Amortiz Date	Yield Earned	Beginning Par Val/Shares	Beginning Unamor Val/Cost	Premium Discount	Ending Par Val/Shares	Ending Amor Val/Cost	Unamor Prem/Dscnt	Amortization In the Perd	Amortization Purch/Date
Money Market													
Prosperity-Money Market Accts.	AR-0009	Money Market	11/30/03	Open	3.0951	57,069,891.01	57,069,891.01	0.00	185,940,151.42	185,940,151.42	0.00	0.00	0.00
Money Market Total						<u>3.0951</u>	<u>57,069,891.01</u>	<u>0.00</u>	<u>185,940,151.42</u>	<u>185,940,151.42</u>	<u>0.00</u>	<u>0.00</u>	<u>0.00</u>
Prosperity- Investment Account													
Prosperity-Invest Acct	AR-0004	SNB - Investment Account	03/20/02	Open	1.4974	1,091.43	1,091.43	0.00	0.19	0.19	0.00	0.00	0.00
Prosperity- Investment Account Total						<u>1.4974</u>	<u>1,091.43</u>	<u>0.00</u>	<u>0.19</u>	<u>0.19</u>	<u>0.00</u>	<u>0.00</u>	<u>0.00</u>
State Pool													
MBIA	AR-0005	State Pool	06/05/02	Open	0.0000	0.00	0.00	0.00	0.00	0.00	0.00	0.00	0.00
Texas Term	AR-0013	State Pool	07/13/07	Open	0.0000	0.00	0.00	0.00	0.00	0.00	0.00	0.00	0.00
MB01-MBIA Toll Rd. Auth	AR-0014	State Pool	11/01/08	Open	1.0974	1,512,695.78	1,512,695.78	0.00	0.00	0.00	0.00	0.00	0.00
MB02-MBIA General	AR-0015	State Pool	11/01/08	Open	1.0975	883,949.43	883,949.43	0.00	0.00	0.00	0.00	0.00	0.00
MB03-MBIA Road & Bridge	AR-0016	State Pool	11/01/08	Open	0.0000	0.00	0.00	0.00	0.00	0.00	0.00	0.00	0.00
MB04-MBIA Drainage	AR-0017	State Pool	11/01/08	Open	0.0000	0.00	0.00	0.00	0.00	0.00	0.00	0.00	0.00
MB05-MBIA Mobility	AR-0018	State Pool	11/01/08	Open	1.0975	4,370,230.81	4,370,230.81	0.00	0.00	0.00	0.00	0.00	0.00
MB06-MBIA Toll Rd. Operations	AR-0019	State Pool	11/01/08	Open	1.0975	1,146,901.21	1,146,901.21	0.00	0.00	0.00	0.00	0.00	0.00
MB07-MBIA Fac. Construction	AR-0020	State Pool	11/01/08	Open	1.0975	14,415,069.04	14,415,069.04	0.00	0.00	0.00	0.00	0.00	0.00
MB08-MBIA Fld.Cont.(Big Crk)	AR-0021	State Pool	11/01/08	Open	1.0974	1,409,642.32	1,409,642.32	0.00	0.00	0.00	0.00	0.00	0.00
TT00-TX TERM General	AR-0022	State Pool	11/01/08	Open	1.1204	1,025,865.08	1,025,865.08	0.00	1,026,841.33	1,026,841.33	0.00	0.00	0.00
TT01-TX TERM-Mobility	AR-0023	State Pool	11/01/08	Open	1.1204	8,511,273.32	8,511,273.32	0.00	8,519,372.95	8,519,372.95	0.00	0.00	0.00
TT02-TX TERM Toll Rd. Operation	AR-0024	State Pool	11/01/08	Open	1.1204	3,003,180.59	3,003,180.59	0.00	3,006,038.52	3,006,038.52	0.00	0.00	0.00
TT03-TX TERM Fac. Construction	AR-0025	State Pool	11/01/08	Open	1.2127	35,589,397.56	35,589,397.56	0.00	16,554.52	16,554.52	0.00	0.00	0.00
TT04-TX TERM Road & Bridge	AR-0026	State Pool	11/01/08	Open	1.1204	1,872,417.50	1,872,417.50	0.00	1,874,199.36	1,874,199.36	0.00	0.00	0.00
TT05-TX TERM Drainage	AR-0027	State Pool	11/01/08	Open	1.1205	127,966.70	127,966.70	0.00	128,088.48	128,088.48	0.00	0.00	0.00
LOG1-Logic- General	AR-0028	State Pool	11/10/08	Open	1.2949	10,029,183.06	10,029,183.06	0.00	10,040,213.16	10,040,213.16	0.00	0.00	0.00
LOG2-Logic-Toll Rd.Operations	AR-0029	State Pool	11/10/08	Open	1.2949	12,408,222.33	12,408,222.33	0.00	12,421,868.89	12,421,868.89	0.00	0.00	0.00
LOG3-Logic-Flood Control	AR-0030	State Pool	11/10/08	Open	1.2949	3,008,754.92	3,008,754.92	0.00	3,012,063.95	3,012,063.95	0.00	0.00	0.00
LOG4-Logic-Facilities Const.Bnd	AR-0031	State Pool	11/10/08	Open	1.2949	25,072,957.66	25,072,957.66	0.00	25,100,532.90	25,100,532.90	0.00	0.00	0.00
LOG5-Logic-Drainage	AR-0032	State Pool	11/10/08	Open	1.2949	501,459.15	501,459.15	0.00	502,010.65	502,010.65	0.00	0.00	0.00
LOG7-Logic-Mobility	AR-0034	State Pool	11/10/08	Open	1.2949	10,029,183.06	10,029,183.06	0.00	10,040,213.16	10,040,213.16	0.00	0.00	0.00
LOG8-Logic-Road & Bridge	AR-0035	State Pool	11/10/08	Open	1.2949	1,002,918.30	1,002,918.30	0.00	1,004,021.31	1,004,021.31	0.00	0.00	0.00
State Pool Total						<u>1.2392</u>	<u>135,921,267.82</u>	<u>0.00</u>	<u>76,692,019.18</u>	<u>76,692,019.18</u>	<u>0.00</u>	<u>0.00</u>	<u>0.00</u>
Investment Total						<u>1.9360</u>	<u>192,992,250.26</u>	<u>0.00</u>	<u>262,632,170.79</u>	<u>262,632,170.79</u>	<u>0.00</u>	<u>0.00</u>	<u>0.00</u>

Open Investments

Ft. Bend County

Effective Interest - Actual Life

Receipts in Period

01/31/09

14

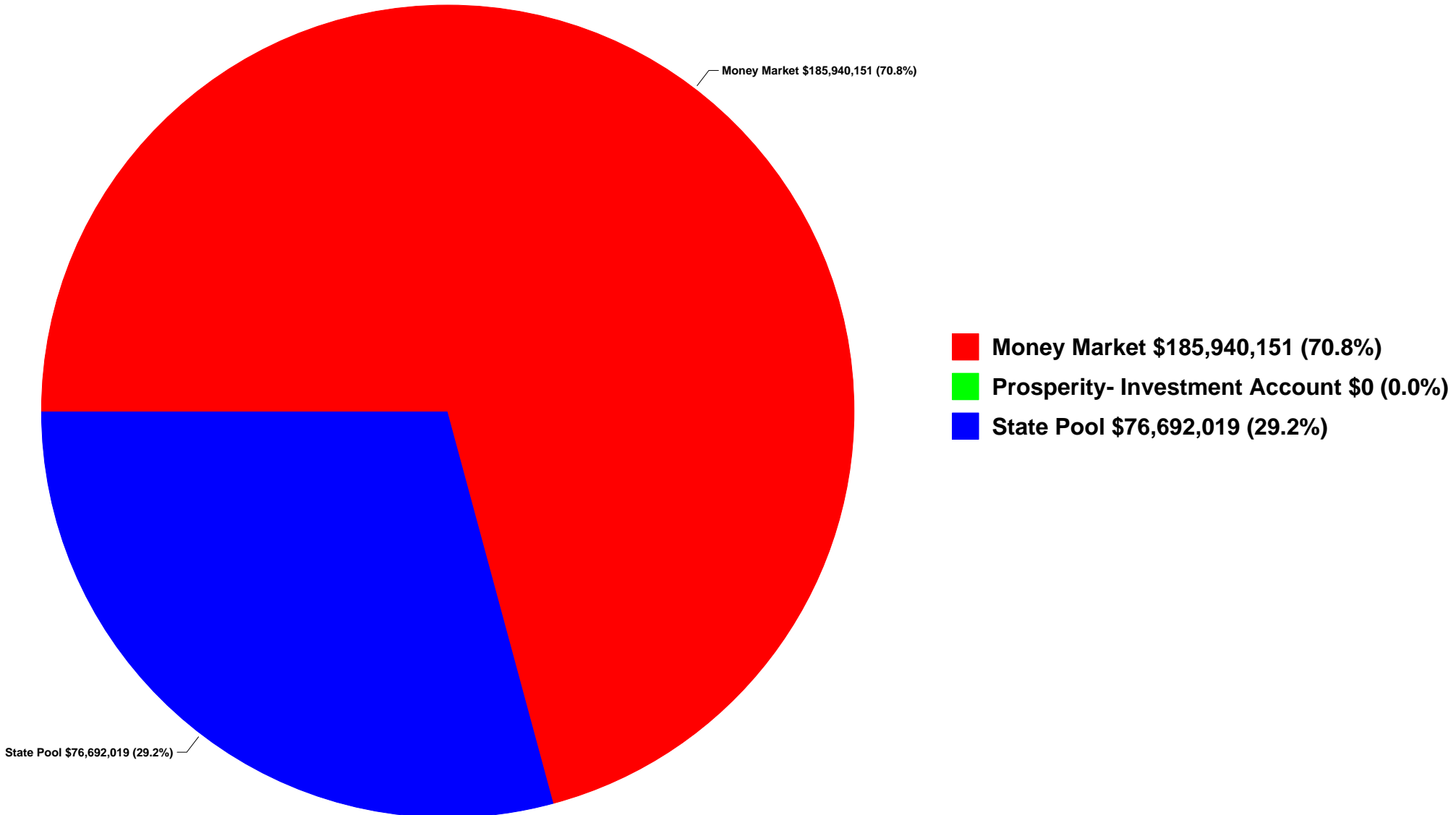
CUSIP	Invest Number	Security Description	Invest Class	Purchase Date	Call Date	Purchase Institut	SafeKeep Institut	Issuing Institut	Yield Matur	Yield Call	Original Unit Cost	Original Par Val/Shares	Original Princ/Cost	Orig Prem Discount	Ending Unit Price	Ending Par Val/Shares	Ending Amor Val/Cost	Unamor Prem/Dscnt
Money Market																		
Prosperity-Money Market Accts.	AR-0009	Money Market		11/30/03	Open	100	100	100	1.5000	1.5000	1.000000	12,505,577.66	12,505,577.66	0.00	1.000000	185,940,151.42	185,940,151.42	0.00
Money Market Total									<u>1.5000</u>	<u>1.5000</u>	<u>1.000000</u>	<u>12,505,577.66</u>	<u>12,505,577.66</u>	<u>0.00</u>	<u>1.000000</u>	<u>185,940,151.42</u>	<u>185,940,151.42</u>	<u>0.00</u>
Prosperity- Investment Account																		
Prosperity-Invest Acct	AR-0004	SNB - Investment Account		03/20/02	Open	100	100	100	1.2376	1.2376	1.000000	50,000,000.00	50,000,000.00	0.00	1.000000	0.19	0.19	0.00
Prosperity- Investment Account Total									<u>1.2376</u>	<u>1.2376</u>	<u>1.000000</u>	<u>50,000,000.00</u>	<u>50,000,000.00</u>	<u>0.00</u>	<u>1.000000</u>	<u>0.19</u>	<u>0.19</u>	<u>0.00</u>
State Pool																		
MBIA	AR-0005	State Pool		06/05/02	Open	2000	2000	2000	1.6700	1.6700	1.000000	5,000,000.00	5,000,000.00	0.00	0.000000	0.00	0.00	0.00
Texas Term	AR-0013	State Pool		07/13/07	Open	2005	2005	2005	2.1300	2.1300	1.000000	60,000,000.00	60,000,000.00	0.00	0.000000	0.00	0.00	0.00
MB01-MBIA Toll Rd. Auth	AR-0014	State Pool		11/01/08	Open	2000	2000	2000	0.0000	0.0000	1.000000	1,508,730.26	1,508,730.26	0.00	0.000000	0.00	0.00	0.00
MB02-MBIA General	AR-0015	State Pool		11/01/08	Open	2000	2000	2000	0.0000	0.0000	1.000000	17,374,917.83	17,374,917.83	0.00	0.000000	0.00	0.00	0.00
MB03-MBIA Road & Bridge	AR-0016	State Pool		11/01/08	Open	2000	2000	2000	0.0000	0.0000	1.000000	2,856,438.24	2,856,438.24	0.00	0.000000	0.00	0.00	0.00
MB04-MBIA Drainage	AR-0017	State Pool		11/01/08	Open	2000	2000	2000	0.0000	0.0000	1.000000	1,267,218.21	1,267,218.21	0.00	0.000000	0.00	0.00	0.00
MB05-MBIA Mobility	AR-0018	State Pool		11/01/08	Open	2000	2000	2000	0.0000	0.0000	1.000000	16,354,974.77	16,354,974.77	0.00	0.000000	0.00	0.00	0.00
MB06-MBIA Toll Rd. Operations	AR-0019	State Pool		11/01/08	Open	2000	2000	2000	0.0000	0.0000	1.000000	3,143,377.27	3,143,377.27	0.00	0.000000	0.00	0.00	0.00
MB07-MBIA Fac. Construction	AR-0020	State Pool		11/01/08	Open	2000	2000	2000	0.0000	0.0000	1.000000	57,854,378.51	57,854,378.51	0.00	0.000000	0.00	0.00	0.00
MB08-MBIA Fld.Cont.(Big Crk)	AR-0021	State Pool		11/01/08	Open	2000	2000	2000	0.0000	0.0000	1.000000	4,405,170.92	4,405,170.92	0.00	0.000000	0.00	0.00	0.00
TT00-TX TERM General	AR-0022	State Pool		11/01/08	Open	2005	2005	2005	0.0000	0.0000	1.000000	10,006,437.87	10,006,437.87	0.00	1.000000	1,026,841.33	1,026,841.33	0.00
TT01-TX TERM-Mobility	AR-0023	State Pool		11/01/08	Open	2005	2005	2005	0.0000	0.0000	1.000000	8,483,566.82	8,483,566.82	0.00	1.000000	8,519,372.95	8,519,372.95	0.00
TT02-TX TERM Toll Rd. Operation	AR-0024	State Pool		11/01/08	Open	2005	2005	2005	0.0000	0.0000	0.000000	0.00	0.00	0.00	1.000000	3,006,038.52	3,006,038.52	0.00
TT03-TX TERM Fac. Construction	AR-0025	State Pool		11/01/08	Open	2005	2005	2005	0.0000	0.0000	1.000000	25,480,636.20	25,480,636.20	0.00	1.000000	16,554.52	16,554.52	0.00
TT04-TX TERM Road & Bridge	AR-0026	State Pool		11/01/08	Open	2005	2005	2005	0.0000	0.0000	1.000000	10,463.28	10,463.28	0.00	1.000000	1,874,199.36	1,874,199.36	0.00
TT05-TX TERM Drainage	AR-0027	State Pool		11/01/08	Open	2005	2005	2005	0.0000	0.0000	1.000000	109,774.61	109,774.61	0.00	1.000000	128,088.48	128,088.48	0.00
LOG1-Logic- General	AR-0028	State Pool		11/10/08	Open	200	200	200	0.0000	0.0000	1.000000	10,000,000.00	10,000,000.00	0.00	1.000000	10,040,213.16	10,040,213.16	0.00
LOG2-Logic-Toll Rd.Operations	AR-0029	State Pool		11/10/08	Open	200	200	200	0.0000	0.0000	1.000000	2,000,000.00	2,000,000.00	0.00	1.000000	12,421,868.89	12,421,868.89	0.00
LOG3-Logic-Flood Control	AR-0030	State Pool		11/10/08	Open	200	200	200	0.0000	0.0000	1.000000	3,000,000.00	3,000,000.00	0.00	1.000000	3,012,063.95	3,012,063.95	0.00
LOG4-Logic-Facilities Const.Bnd	AR-0031	State Pool		11/10/08	Open	200	200	200	0.0000	0.0000	1.000000	25,000,000.00	25,000,000.00	0.00	1.000000	25,100,532.90	25,100,532.90	0.00
LOG5-Logic-Drainage	AR-0032	State Pool		11/10/08	Open	200	200	200	0.0000	0.0000	1.000000	500,000.00	500,000.00	0.00	1.000000	502,010.65	502,010.65	0.00
LOG7-Logic-Mobility	AR-0034	State Pool		11/10/08	Open	200	200	200	0.0000	0.0000	1.000000	10,000,000.00	10,000,000.00	0.00	1.000000	10,040,213.16	10,040,213.16	0.00
LOG8-Logic-Road & Bridge	AR-0035	State Pool		11/10/08	Open	200	200	200	0.0000	0.0000	1.000000	1,000,000.00	1,000,000.00	0.00	1.000000	1,004,021.31	1,004,021.31	0.00
State Pool Total									<u>0.0000</u>	<u>0.0000</u>	<u>1.000000</u>	<u>265,356,084.79</u>	<u>265,356,084.79</u>	<u>0.00</u>	<u>1.000000</u>	<u>76,692,019.18</u>	<u>76,692,019.18</u>	<u>0.00</u>
Investment Total									<u>1.0620</u>	<u>1.0620</u>	<u>1.000000</u>	<u>327,861,662.45</u>	<u>327,861,662.45</u>	<u>0.00</u>	<u>1.000000</u>	<u>262,632,170.79</u>	<u>262,632,170.79</u>	<u>0.00</u>

Open Investments
Ft. Bend County
Effective Interest - Actual Life
Receipts in Period
01/31/09

15

By Security

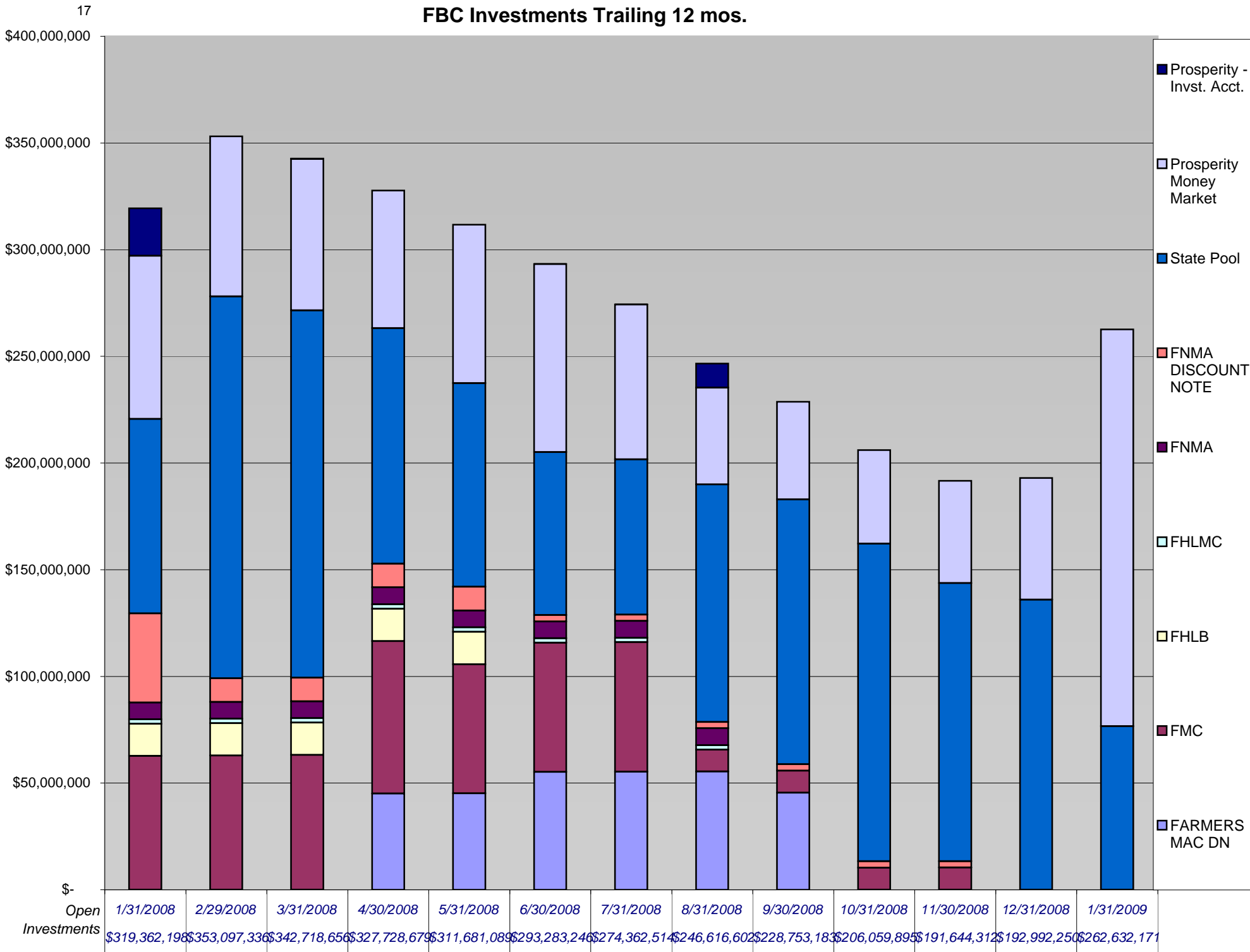
Open Investments \$262,632,171



FBC INVESTMENT TRAILING 12 MONTHS

Open Investments		FARMERS					FNMA		State Pool	Prosperity Money Market	Prosperity - Invst. Acct.
		MAC DN	FMC	FHLB	FHLMC	FNMA	DISCOUNT NOTE				
\$ 319,362,198	1/31/2008	\$ -	\$62,731,439	\$15,068,626	\$ 2,071,125	\$ 7,905,639	\$41,698,206	\$ 91,159,600	\$ 76,508,551	\$22,219,011	
\$ 353,097,336	2/29/2008	\$ -	\$62,936,496	\$15,119,613	\$ 2,072,197	\$ 7,907,650	\$11,043,895	\$ 179,001,587	\$ 74,976,274	\$ 39,624	
\$ 342,718,656	3/31/2008	\$ -	\$63,156,872	\$15,174,500	\$ 2,073,274	\$ 7,909,603	\$11,077,006	\$ 172,153,918	\$ 70,986,373	\$ 187,111	
\$ 327,728,679	4/30/2008	\$45,075,707	\$71,420,813	\$15,227,996	\$ 2,074,303	\$ 7,911,505	\$11,109,239	\$ 110,348,085	\$ 64,556,400	\$ 4,632	
\$ 311,681,089	5/31/2008	\$45,160,103	\$60,446,155	\$15,283,673	\$ 2,075,366	\$ 7,913,407	\$11,142,743	\$ 95,388,183	\$ 74,271,455	\$ 4	
\$ 293,283,246	6/30/2008	\$55,191,030	\$60,579,607	\$ -	\$ 2,076,394	\$ 7,915,309	\$ 2,964,670	\$ 76,415,666	\$ 88,037,185	\$ 103,386	
\$ 274,362,514	7/31/2008	\$55,296,166	\$60,717,971	\$ -	\$ 2,077,457	\$ 7,917,210	\$ 2,971,366	\$ 72,717,139	\$ 72,565,072	\$ 100,133	
\$ 246,616,602	8/31/2008	\$55,401,544	\$10,280,503	\$ -	\$ 2,078,520	\$ 7,919,112	\$ 2,978,093	\$ 111,274,803	\$ 45,437,117	\$11,225,138	
\$ 228,753,183	9/30/2008	\$45,493,780	\$10,313,900	\$ -	\$ -	\$ -	\$ 2,984,631	\$ 124,194,371	\$ 45,764,506	\$ 1,996	
\$ 206,059,895	10/31/2008	\$ -	\$10,348,523	\$ -	\$ -	\$ -	\$ 2,991,418	\$ 148,856,085	\$ 43,863,851	\$ 18	
\$ 191,644,312	11/30/2008	\$ -	\$10,382,140	\$ -	\$ -	\$ -	\$ 2,998,015	\$ 130,323,248	\$ 47,939,818	\$ 1,091	
\$ 192,992,250	12/31/2008	\$ -	\$ -	\$ -	\$ -	\$ -	\$ -	\$ 135,921,268	\$ 57,069,891	\$ 1,091	
\$ 262,632,171	1/31/2009	\$ -	\$ -	\$ -	\$ -	\$ -	\$ -	\$ 76,692,019	\$185,940,151	\$ -	

FBC Investments Trailing 12 mos.



Sue Brock - January interest rate

From: "Laura Turner (111)" <laura.turner@prosperitybanktx.com>
To: "Sue Brock" <brocksue@co.fort-bend.tx.us>, <schulpat@co.fort-bend.tx.us>, "Debbie Gasser" <gassedeb@co.fort-bend.tx.us>, <sturdob@co.fort-bend.tx.us>
Date: 1/5/2009 12:11 PM
Subject: January interest rate

In accordance to the Depository bid, the variable interest rate for the month of January will reflect the change in the 91 day t-bill rate. The 91 day t-bill investment rate is 0.051%. Rate paid will be 1.50%. We will pay the Texpool rate of 1.2376% on the designated investment accounts.

Laura Turner
Banking Officer
Lending Assistant
Prosperity Bank
Sugar Land Banking Center
14060 Southwest Freeway
Sugar Land, Texas 77478
Main 281.269.7200
Direct 281.269.7254
Fax 281.269.7108

laura.turner@prosperitybanktx.com

-----This transmission may contain information that is privileged, confidential and/or exempt from disclosure under applicable law. If you are not the intended recipient, you are hereby notified that any disclosure, copying, distribution, or use of the information contained herein (including any reliance thereon) is STRICTLY PROHIBITED. If you received this transmission in error, please immediately contact the sender and destroy the material in its entirety, whether in electronic or hard copy format. Thank you.



Texas CLASS Daily Rates

January 2009

For more information, call MBIA Asset Management at (800)707-6242
Fax: (877)311-0220

CLASS

<i>Date</i>	<i>Daily Rates</i>	<i>Annual Yield</i>
01/01/09	1.22%	1.23%
01/02/09	1.16%	1.16%
01/03/09	1.16%	1.16%
01/04/09	1.16%	1.16%
01/05/09	1.14%	1.14%
01/06/09	1.11%	1.12%
01/07/09	1.07%	1.08%
01/08/09	1.07%	1.08%
01/09/09	1.04%	1.04%
01/10/09	1.04%	1.04%
01/11/09	1.04%	1.04%
01/12/09	0.97%	0.97%
01/13/09	0.98%	0.99%
01/14/09	0.95%	0.96%
01/15/09	0.96%	0.96%
01/16/09	0.94%	0.94%
01/17/09	0.94%	0.94%
01/18/09	0.94%	0.94%
01/19/09	0.94%	0.94%
01/20/09	0.93%	0.93%
01/21/09	0.84%	0.85%
01/22/09	0.87%	0.87%
01/23/09	0.87%	0.87%
01/24/09	0.87%	0.87%
01/25/09	0.87%	0.87%
01/26/09	0.79%	0.79%
01/27/09	0.82%	0.82%
01/28/09	0.83%	0.84%
01/29/09	0.75%	0.76%
01/30/09	0.77%	0.77%
01/31/09	0.77%	0.77%
Average	0.96%	0.97%

Rates can vary over time. Past performance is no guarantee of future results.

Current Rates (1)

As of **January 31, 2009**

Current Yield	<u>1.11%</u>
One-Day Yield	<u>1.02%</u>
Allocation Factor	<u>0.000027309</u>

Historical Rates

Monthly Distribution Yields (2)

	<u>2003</u>	<u>2004</u>	<u>2005</u>	<u>2006</u>	<u>2007</u>	<u>2008</u>	<u>2009</u>
January	1.43%	1.03%	2.21%	4.25%	5.25%	4.27%	1.14%
February	1.34%	1.03%	2.40%	4.48%	5.28%	3.57%	
March	1.36%	1.03%	2.53%	4.55%	5.29%	2.98%	
April	1.33%	1.02%	2.71%	4.72%	5.26%	2.51%	
May	1.24%	1.01%	2.90%	4.87%	5.23%	2.36%	
June	1.15%	1.07%	2.97%	4.98%	5.26%	2.26%	
July	1.06%	1.25%	3.17%	5.16%	5.25%	2.29%	
August	1.05%	1.39%	3.36%	5.20%	5.25%	2.39%	
September	1.03%	1.55%	3.52%	5.24%	5.15%	2.38%	
October	1.05%	1.68%	3.72%	5.25%	4.99%	2.65%	
November	1.03%	1.82%	3.92%	5.25%	4.80%	2.13%	
December	1.05%	2.05%	4.13%	5.25%	4.53%	1.79%	

Call Toll Free
1 866 TEX-TERM

Past performance is not indicative of future results and yields may vary.

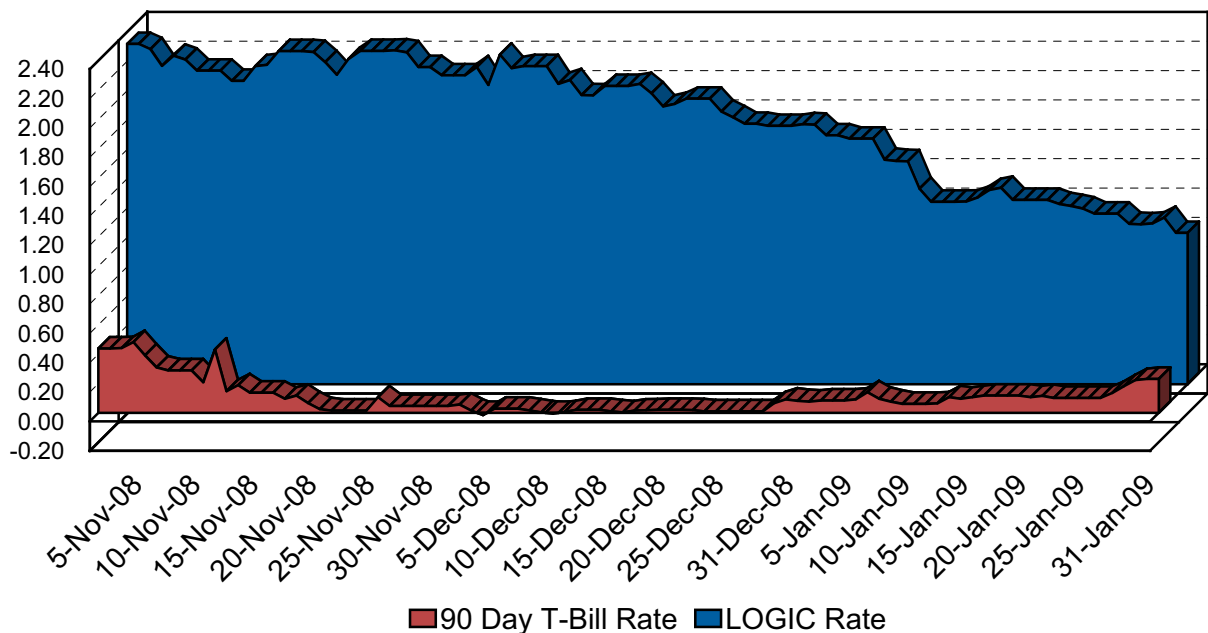
(1) The current yield, which is also known as the current annualized yield or current seven-day yield, represents the net change, exclusive of capital changes and income other than investment income, in the value of a hypothetical account with a balance of one share (normally \$1.00 per share) over a seven-day base period expressed as a percentage of the value of one share at the beginning of the seven-day period. This resulting net change in account value is then annualized by multiplying it by 365 and dividing the result by 7. The allocation factor represents the daily net income dividend declared by the TexasDAILY portfolio divided by the portfolio's daily net assets. The one-day yield represents the allocation factor of the TexasDAILY portfolio divided by the daily net asset value per share (normally \$1.00) multiplied by 365. Unlike the current yield – which excludes capital changes and income other than investment income – the allocation factor and one-day yield are inclusive of capital changes and any income other than investment income.

(2) The monthly distribution yield represents the sum of a month's one-day allocation factors divided by the number of days in that month, and multiplied by 365.

Standard & Poor's fund ratings are based on analysis of credit quality, market price exposure, and management. According to Standard & Poor's rating criteria, the AAf & AAfm rating signifies excellent safety of invested principal and a superior capacity to maintain a \$1.00 per share net asset value. However, it should be understood that the rating is not a "market" rating nor a recommendation to buy, hold or sell the securities.

*This information does not represent an offer to sell or a solicitation of an offer to buy or sell any fund or other security. Investors should consider the Pool's investment objectives, risks, charges and expenses before investing. This and other information about the Pool is available in the Pool's Information Statements, which should be read carefully before investing. Copies of the Pool's Information Statements may be obtained by calling 1-866-839-8376 or are available on the Pool's website at www.texasterm.net. While TexasDAILY seeks to maintain a stable net asset value of \$1.00 per share and TexasTERM seeks to achieve a net asset value of \$1.00 per share at its stated maturity, it is possible to lose money investing in the Pool. An investment in the Pool is not insured or guaranteed by the Federal Deposit Insurance Corporation or any other governmental agency. Shares of the Pool are distributed by **PFM Fund Distributors, Inc.**, member Financial Industry Regulatory Authority (FINRA) (www.finra.org). PFM Fund Distributors, Inc. is a wholly owned subsidiary of PFM Asset Management LLC.*

LOGIC versus 90-Day Treasury Bill



This material is for information purposes only. This information does not represent an offer to buy or sell a security. The above rate information is obtained from sources that are believed to be reliable; however, its accuracy or completeness may be subject to change. The LOGIC management fee may be waived in full or in part at the discretion of the LOGIC co-administrators and the LOGIC rate for the period shown reflects waiver of fees. This table represents investment performance/return to the customer, net of fees, and is not an indication of future performance. An investment in the security is not insured or guaranteed by the Federal Deposit Insurance Corporation or any other government agency. Although the issuer seeks to preserve the value of an investment at \$1.00 per share, it is possible to lose money by investing in the security. Information about these and other program details are in the fund's Information Statement which should be read carefully before investing. The yield on the 90-Day Treasury Bill ("T-Bill Yield") is shown for comparative purposes only. When comparing the investment returns of the LOGIC pool to the T-Bill Yield, you should know that the LOGIC pool consist of allocations of specific diversified securities as detailed in the respective Information Statements. The T-Bill Yield is taken from Bloomberg Finance L.P. and represents the daily closing yield on the then current 90-day T-Bill.

Daily Summary for January 2009

Date	Mny Mkt Fund Equiv. [SEC Std.]	Daily Allocation Factor	LOGIC Invested Balance	Market Value Per Share	WAM Days (1)*	WAM Days (2)*
1/1/2009	1.6958%	.000046459	\$2,020,016,178.64	1.001380	43	62
1/2/2009	1.6730%	.000045836	\$2,073,508,112.71	1.001226	40	59
1/3/2009	1.6730%	.000045836	\$2,073,508,112.71	1.001226	40	59
1/4/2009	1.6730%	.000045836	\$2,073,508,112.71	1.001226	40	59
1/5/2009	1.5295%	.000041905	\$2,145,517,061.56	1.001188	39	57
1/6/2009	1.5205%	.000041658	\$2,178,760,499.83	1.001193	39	56
1/7/2009	1.5187%	.000041609	\$2,205,035,948.06	1.001157	41	58
1/8/2009	1.3314%	.000036478	\$2,247,458,234.23	1.001167	39	56
1/9/2009	1.2426%	.000034045	\$2,356,476,994.60	1.001146	40	56
1/10/2009	1.2426%	.000034045	\$2,356,476,994.60	1.001146	40	56
1/11/2009	1.2426%	.000034045	\$2,356,476,994.60	1.001146	40	56
1/12/2009	1.2443%	.000034091	\$2,368,634,901.93	1.001155	43	59
1/13/2009	1.2725%	.000034864	\$2,385,880,073.38	1.001068	45	61
1/14/2009	1.3230%	.000036247	\$2,416,581,487.99	1.001044	47	62
1/15/2009	1.3386%	.000036674	\$2,433,373,249.39	1.001002	48	63
1/16/2009	1.2560%	.000034410	\$2,452,280,696.70	1.000844	45	60
1/17/2009	1.2560%	.000034410	\$2,452,280,696.70	1.000844	45	60
1/18/2009	1.2560%	.000034410	\$2,452,280,696.70	1.000844	45	60
1/19/2009	1.2560%	.000034410	\$2,452,280,696.70	1.000844	45	60
1/20/2009	1.2275%	.000033631	\$2,469,685,560.32	1.000842	46	61
1/21/2009	1.2138%	.000033256	\$2,484,231,454.24	1.000797	46	62
1/22/2009	1.1971%	.000032797	\$2,506,040,528.19	1.000728	45	61
1/23/2009	1.1622%	.000031842	\$2,485,528,740.87	1.000672	45	61
1/24/2009	1.1622%	.000031842	\$2,485,528,740.87	1.000672	45	61
1/25/2009	1.1622%	.000031842	\$2,485,528,740.87	1.000672	45	61
1/26/2009	1.0926%	.000029935	\$2,516,535,769.68	1.000668	43	59
1/27/2009	1.0892%	.000029841	\$2,531,716,658.66	1.000629	43	58
1/28/2009	1.0949%	.000029997	\$2,551,764,852.96	1.000592	42	56
1/29/2009	1.1342%	.000031074	\$2,589,286,479.65	1.000581	44	59
1/30/2009	1.0307%	.000028238	\$2,607,448,758.26	1.000525	43	56
1/31/2009	1.0307%	.000028238	\$2,607,448,758.26	1.000525	43	56
Average	1.2949%	.000035477	\$2,381,325,186.66		43	59

**PROSPERITY
BANK
MONEY MARKET ACCOUNTS**

January 31, 2009

FUND	DESCRIPTION	BEGINNING BALANCE	DEPOSITS	WITH- DRAWALS	INTEREST	ENDING BALANCE
010/100	General Operating	15,187,443.81	80,228,283.03	18,691,070.79	69,765.08	76,794,421.13
030/150	Juvenile Operations	3,104,021.93	255,285.87	763,397.62	3,691.21	2,599,601.39
105/155	Road & Bridge	1,813,881.59	7,193,273.43	942,076.38	7,922.83	8,073,001.47
115/160	Drainage District	762,025.17	2,709,557.76	366,411.23	2,540.07	3,107,711.77
117/165	Lateral Road	212,870.94	-	-	226.31	213,097.25
120/170	Statue Restoration	4,101.46	-	-	4.36	4,105.82
121/175	City Water Assistance	17,221.83	260.00	243.36	18.31	17,256.78
123/185	Entex Contributions	1,686.97	-	-	1.79	1,688.76
124/190	H L & P Assistance	15,931.35	-	8,107.25	13.30	7,837.40
125/195	County Law Library	683,807.92	24,531.75	13,805.31	739.24	695,273.60
126/200	Law Enforcement Academy	565,381.28	1,600.00	505.84	602.29	567,077.73
129/210	Ambulance Paramedics	10,616.90	50.00	32.74	11.29	10,645.45
130/360	Law Enforcement Training	100,924.78	-	2,955.95	106.71	98,075.54
131/215	Library Donations	125,339.73	5,894.62	3,629.92	132.03	127,736.46
133/225	FBC Asset Forfeiture-Task-State	809,611.58	12,786.00	5,106.28	871.90	818,163.20
135/235	Probate Court Training	48,716.65	557.00	-	52.16	49,325.81
136/240	JP Technology Fund	515,448.89	13,103.92	8,404.20	548.54	520,697.15
137/245	Alert Program-Juvenile	27,529.63	-	-	29.27	27,558.90
141/255	D A Asset Forfeiture-Fed.	1,889.37	-	-	2.01	1,891.38
142/260	D A Bad Check Coll Fund	81,482.15	3,634.18	1,030.80	88.69	84,174.22
143/265	Gus George Memorial	6,732.53	-	-	7.16	6,739.69
144/270	Records Mgmt.Debt.Service	1,291,658.61	90,581.00	26,133.70	1,419.96	1,357,525.87
145/275	D A Special Fund Run	16,360.14	-	-	17.39	16,377.53
146/280	Co.Atty.Supplemental Salary	63,575.14	-	4,190.67	66.01	59,450.48
147/285	FBC Records Management	259,807.93	15,088.78	24,229.78	276.14	250,943.07

**PROSPERITY
BANK
MONEY MARKET ACCOUNTS**

January 31, 2009

FUND	DESCRIPTION	BEGINNING BALANCE	DEPOSITS	WITH- DRAWALS	INTEREST	ENDING BALANCE
148/290	VIT Interest (Tax Coll)	3,614.86	-	1,812.27	3.46	1,806.05
149/295	Courthouse Security	414,066.87	37,214.77	32,273.66	448.88	419,456.86
150/300	FBC Elections	642,483.40	116,322.77	2,105.40	787.87	757,488.64
151/305	FBC Asset Forfeiture-Task-Fed.	34,344.93	-	-	36.51	34,381.44
153/310	Sheriff Ofc/Forfeiture-Assets-St.	189,519.12	-	-	201.48	189,720.60
154/315	Sheriff Ofc/Forfeiture-Assets-Fed.	69,983.11	-	7,629.98	71.04	62,424.17
156/320	Constable Pct. 2 F/A	3,567.31	-	-	3.79	3,571.10
157/325	Constable Forfeiture-State	127.75	-	-	0.14	127.89
159/335	DA Asset Forfeiture-State	127,093.83	-	14,787.47	131.05	112,437.41
163/350	FBC Gates Foundation Grant	1,306.57	-	1,285.00	0.60	22.17
164/355	FBC Co.Child Abuse Prev.	1,979.95	-	4.95	2.10	1,977.10
201/702	Upper Oyster Creek	1,988,379.98	-	-	2,113.90	1,990,493.88
203/706	Clear Creek Fund	535,133.41	-	-	568.91	535,702.32
204/708	Lower Oyster Creek	1,384,154.60	-	-	1,471.53	1,385,626.13
205/710	County Big Creek	974,283.97	-	-	1,035.79	975,319.76
220/800	Toll Road Authority	561,961.36	1,513,241.25	37,015.00	1,897.78	2,040,085.39
230/718	Mobility Projects	298,939.72	4,371,806.78	811,493.53	2,975.05	3,862,228.02
231/732	2007 Facilities Const. Bonds	957,238.73	50,010,322.87	4,711,137.59	29,223.20	46,285,647.21
410/810	Toll Road Operations	2,390,394.21	3,356,095.62	573,412.20	4,401.31	5,177,478.94
504/SOCO	FBC Sheriff Commissary	317,006.83	-	-	337.02	317,343.85
520/894	Bail Bond Securities	3,239.11	-	9.62	3.44	3,232.93
534/896	On Site Wastewater	1,058.03	190.00	2.42	1.19	1,246.80
540/898	Consolidated Court Cost	614,087.93	405,951.29	744,966.58	758.42	275,831.06
801/380	Emergency Food & Shelter	370.83	1,095.00	457.00	1.19	1,010.02
805/390	Child Protective Service IV-E	361,670.74	200.00	12,879.05	382.79	349,374.48
813/400	CDGB 2001	35,569.77	229,287.33	203,964.45	52.98	60,945.63

**PROSPERITY
BANK
MONEY MARKET ACCOUNTS**

January 31, 2009

FUND	DESCRIPTION	BEGINNING BALANCE	DEPOSITS	WITH- DRAWALS	INTEREST	ENDING BALANCE
826/402	Hope 3 Program Sales	38,919.92	-	-	41.38	38,961.30
860/410	Child Support IVD Reimb.	161,320.68	-	-	171.50	161,492.18
864/415	Local Law Enf.Block Grant	72,752.90	-	3,663.75	76.77	69,165.92
899/420	Grant Administration	5,925.88	-	-	6.30	5,932.18
960/440	Supervision	1,780,103.42	198,828.25	362,317.79	2,247.20	1,618,861.08
255/724	Pkwy Construction/ Pkwy Debt Ser	27,272.98	-	-	28.99	27,301.97
402/855	Workers Comp/Unem/Ins.	1,087,358.22	7,293.29	129,696.19	-	964,955.32
127/205	FBC Surface Water Sup.Corp	7,412.78	-	-	7.88	7,420.66
TREA	FBC Treasurers Account	1,371,022.44	2,647,045.79	3,592,879.17	413.95	425,603.01
400/850M	Boon-Chapman Medical	1,146,099.55	2,000,000.00	1,715,200.30	1,201.07	1,432,100.32
400/850D	Boon-Chapman Dental	457,739.91	200,000.00	64,094.85	568.53	594,213.59
400/850	FBC Employee Benefits	3,037,005.49	478,402.39	2,499,567.66	2,466.52	1,018,306.74
400/882	FBC Boon-Chapman 125	114,197.59	39,305.42	14,868.80	166.42	138,800.63
504/884	FBC Fee Officer's Account	2,361,219.30	1,256,586.59	1,728,739.13	2,578.16	1,891,644.92
IHC	FBC Boon-Chapman IHC	277,833.23	1,158.62	439,280.38	-	(160,288.53)
AP	FBC Accounts Payable	16,295.04	-	29.08	20.74	16,286.70
PAY	FBC Payroll Account	11,155.17	-	184.85	11.81	10,982.13
912	JP Credit Card Processing	12,039.95	87,251.40	85,866.95	-	13,424.40
908	EMS Credit Card Processing	2,860.40	4,919.13	2,436.39	-	5,343.14
600/605	FBC Debt Service	7,248,460.90	8,439,030.25	1,249.50	13,531.28	15,699,772.93
264/726	Oyster Creek	132,399.10	-	-	140.76	132,539.86
265/728	Flood Control	60,632.48	1,410,150.65	-	1,190.14	1,471,973.27
GAS	FBC Fuel Acct. (Susser)	218.48	351,652.07	351,870.55	-	-
	Total	57,069,891.01	167,717,838.87	39,008,513.33	160,934.87	185,940,151.42