

FORT BEND COUNTY TREASURER'S MONTHLY REPORT
CASH AND INVESTMENT ACTIVITY
September 30, 2025

FUND	DESCRIPTION	BEGINNING				TREASURER'S TOTAL	
		BALANCE	DEPOSITS	WITH-DRAWALS	ENDING BALANCE	INVESTMENTS	ENDING BALANCE
100	General Operating	12,379,216.08	184,096,182.86	188,073,461.04	8,401,937.90	216,483,325.87	224,885,263.77
150	Juvenile Operations	1,088,845.77	877,699.93	1,776,193.27	190,352.43	3,555,574.94	3,745,927.37
155	Road & Bridge	360,517.71	2,375,498.55	2,668,744.41	67,271.85	13,425,423.47	13,492,695.32
160	Drainage District	839,373.48	138,697.40	952,719.06	25,351.82	20,812,788.22	20,838,140.04
170	Statue Restoration	4,659.09	0.96	-	4,660.05		4,660.05
175	City Water Assistance	8,556.68	294.71	461.39	8,390.00		8,390.00
190	H L & P Assistance	36,155.42	7.33	500.00	35,662.75		35,662.75
195	County Law Library	160,635.85	56,820.07	64,333.91	153,122.01	1,125,496.29	1,278,618.30
200	Law Enforcement Academy	601,784.14	15,748.46	24,395.80	593,136.80		593,136.80
205	Surface Water Supply Corp.	8,420.60	1.73		8,422.33		8,422.33
206	Industrial Development Corp.	803.86	0.17	-	804.03		804.03
207	FBC Historical Commission	3,285.00	0.54	1,990.00	1,295.54		1,295.54
215	Library Donations	87,715.20	1,248.19	1,743.86	87,219.53		87,219.53
225	FBC Asset Forfeiture-Task-State	776,555.29	153.89	35,789.87	740,919.31	421,384.75	1,162,304.06
235	Probate Court Training	208,573.79	1,223.07	-	209,796.86		209,796.86
245	Alert Program-Juvenile	56,287.90	11.57	-	56,299.47		56,299.47
255	D A Asset Forfeiture-Fed.	55.92	0.01	-	55.93		55.93
265	Gus George Memorial	4,736.08	0.97	-	4,737.05		4,737.05
280	Co.Atty.Supplemental Salary	22,187.57	3.20	10,549.18	11,641.59		11,641.59
290	VIT Interest (Tax Coll)	118,597.02	12,765.44	3,195.40	128,167.06		128,167.06
300	FBC Elections	1,056,896.33	187,479.42	28,934.44	1,215,441.31		1,215,441.31
310	Sheriff Ofc/Forfeiture-Assets-St.	866,981.53	5,091.98	71,849.36	800,224.15		800,224.15
315	Sheriff Ofc/Forfeiture-Assets-Fed.	606,469.63	112,939.49	-	719,409.12		719,409.12
320	Constable Pct. 2 F/A	0.01	-	-	0.01		0.01
322	Constable Pct 1 F/A	4,448.78	0.91	-	4,449.69		4,449.69
324	Constable Pct 4 F/A	0.76	-	-	0.76		0.76
332	Fire Marshal St. Ass't. Forfeiture	710.24	0.15	-	710.39		710.39
335	DA Asset Forfeiture.-State	120,637.54	24.02	4,921.56	115,740.00	1,241,057.10	1,356,797.10
360	Law Enforcement Training	219,689.61	45.06	1,250.00	218,484.67		218,484.67
390	Child Protective Service IV-E	150,049.08	224.43	60,294.98	89,978.53		89,978.53
410	Child Support IVD Reimb.	233,656.21	48.01	-	233,704.22		233,704.22
415	Local Law Enf.Block Grant	50,087.87	181.27	1,686.00	48,583.14		48,583.14
440	Supervision	4,457.88	1,789,053.16	1,785,859.65	7,651.39	4,820,364.45	4,828,015.84
470	FBC Assist District #16	96,321.37	6,195.75	3,087.60	99,429.52	977,778.78	1,077,208.30

FORT BEND COUNTY TREASURER'S MONTHLY REPORT
CASH AND INVESTMENT ACTIVITY
September 30, 2025

471	FBC Assist District #17	15,864.32	2,171.09	-	18,035.41		18,035.41
472	FBC Assist District #18	133,533.01	9,201.77	4,586.60	138,148.18		138,148.18
473	FBC Assist District #19	317,106.67	18,968.17	9,450.34	326,624.50		326,624.50
474	FBC Assist District #20	483,469.48	17,336.50	8,617.52	492,188.46		492,188.46
475	FBC Assist District #21	42,868.55	8.81	-	42,877.36		42,877.36
476	FBC Assist District #22	147,558.76	64,684.31	-	212,243.07	2,269,923.93	2,482,167.00
600/605	Debt Service Account	1,024,817.86	474,570.20	1,337,900.46	161,487.60	36,400,957.60	36,562,445.20
610	Drainage Debt Service	185,105.82	38.04	-	185,143.86	2,562,128.26	2,747,272.12
756	2018 Facilities Bond Projects	5,152.87	1.06	-	5,153.93	1,667,922.25	1,673,076.18
764	2020 Drainage Flood Projects	1,396.25	758,003.56	757,340.47	2,059.34	6,691,990.54	6,694,049.88
766	2020 Mobility - Tx Heritage Pkwy	111,238.36	5.34	111,243.70	-	-	-
768	2020A Tax Notes	3,688.69	0.76	-	3,689.45	685,272.77	688,962.22
773	FBC Tax Note 2022	703,297.80	0.50	697,988.32	5,309.98	18,468,029.94	18,473,339.92
810	Toll Road Operations	5,860,526.66	564,625.73	5,711,484.22	713,668.17	163,065,133.88	163,778,802.05
815	Grand Pkwy Toll Road Ops	3,204,644.04	7,362.42	3,051,808.07	160,198.39	106,066,254.66	106,226,453.05
990	County's Cares Act	7,663.73	1.06	5,329.00	2,335.79	13,045,294.98	13,047,630.77
TREA	Treasurer's Account	54,531.55	16,962,232.96	6,516,642.67	10,500,121.84		10,500,121.84
INVE	FBC Investment Account	-	216,700,045.21	216,700,000.00	45.21		45.21
850M	Boon-Chapman Medical	1,806,696.49	7,001,348.16	6,412,884.89	2,395,159.76		2,395,159.76
850D	Boon-Chapman Dental	714,371.83	121.86	229,407.57	485,086.12		485,086.12
882	Boon-Chapman 125	600,096.92	98,569.74	54,355.79	644,310.87		644,310.87
884	Fee Officer's Account	1,600,538.03	2,085,250.70	2,671,427.63	1,014,361.10	2,308,238.33	3,322,599.43
912	JP Credit Card Processing	75,067.82	385,044.33	405,085.11	55,027.04		55,027.04
908	EMS Credit Card Processing	27,760.95	52,216.66	34,771.61	45,206.00		45,206.00
DACC	D A Credit Card Processing	12,862.82	20,303.14	30,401.68	2,764.28		2,764.28
PTCC	Public Transportation Credit Cards	1,023.46	42,156.61	41,102.84	2,077.23		2,077.23
CSCD	CSCD Credit Card Account	249,995.14	252,729.65	278,922.42	223,802.37		223,802.37
LBCC	Library Credit Card	877.17	2,947.89	167.83	3,657.23		3,657.23
JUCC	Juvenile Credit Card	130.29	1,028.58	591.39	567.48		567.48
SOCC	Sheriff Credit Card	29,884.11	26,210.14	34,415.03	21,679.22		21,679.22
TRCC	Toll Road Permit Credit Card	970.95	1,069.15	1,836.94	203.16		203.16
130	Assistance Dist Number 1	1,228,187.76	3,636.16	415,465.52	816,358.40	32,636,922.85	33,453,281.25
131	Assistant District Number 2	438,417.01	188,846.10	502,655.00	124,608.11	12,435,084.62	12,559,692.73
133	Assistant District Number 4	362,652.47	174,296.89	400,000.00	136,949.36	6,107,373.87	6,244,323.23
134	Assistant District Number 5	45,504.93	26,895.06	-	72,399.99	1,271,894.01	1,344,294.00
135	Assistant District Number 6	329,920.54	128,406.07	13,947.92	444,378.69	6,950,639.77	7,395,018.46

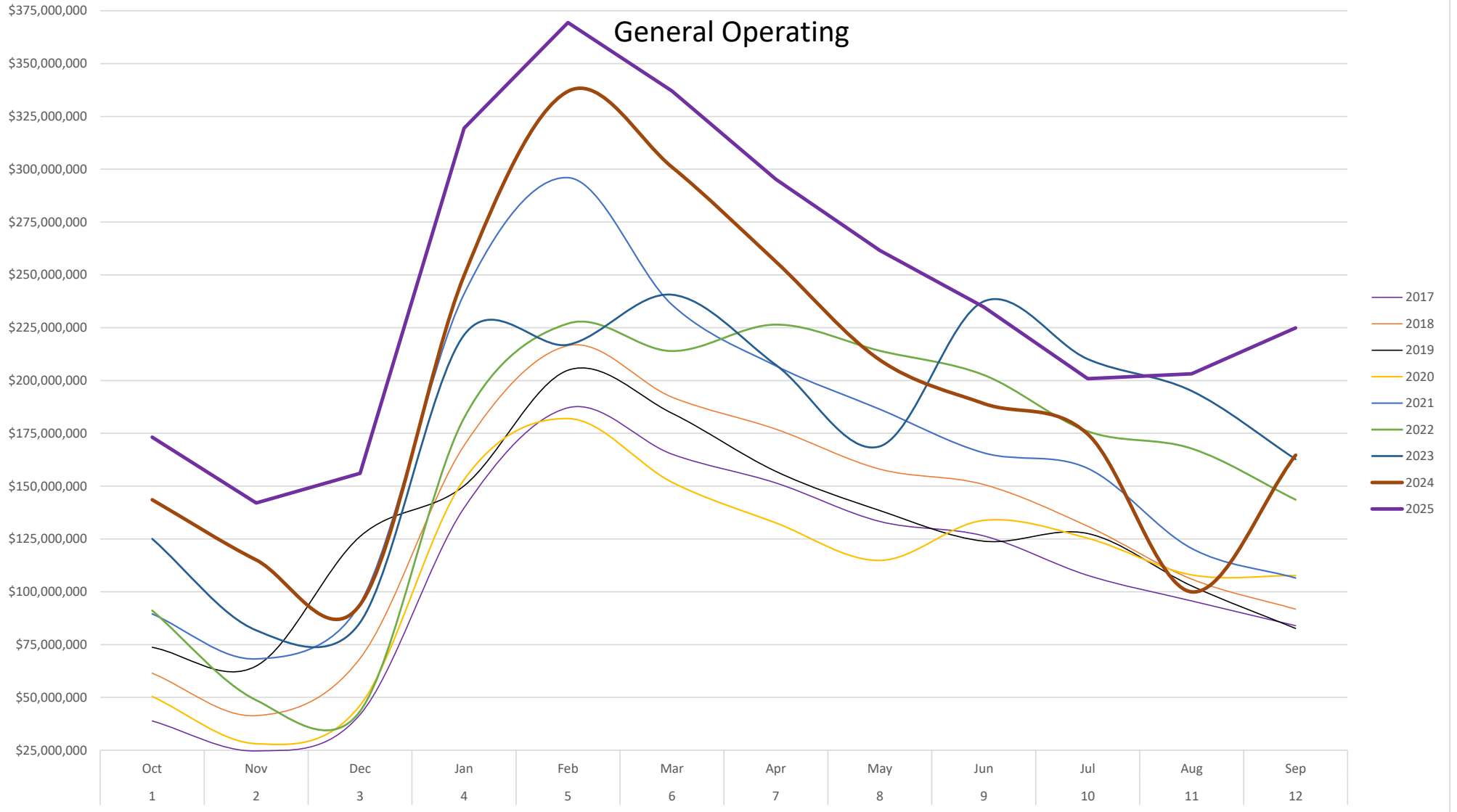
FORT BEND COUNTY TREASURER'S MONTHLY REPORT
CASH AND INVESTMENT ACTIVITY
September 30, 2025

136	Assistant District Number 7	2,165,036.60	1,698,390.84	3,849,063.51	14,363.93	3,081,420.06	3,095,783.99
137	Assistant District Number 8	238,632.61	24,139.09	12,043.55	250,728.15		250,728.15
138	Assistant District Number 9	257,738.40	102,130.58	2,655.00	357,213.98	7,046,038.04	7,403,252.02
139	Assistant District Number 10	198,148.68	95,583.03	-	293,731.71	3,460,151.74	3,753,883.45
140	Assistant District Number 11	388,393.43	206,546.12	2,655.00	592,284.55	14,817,165.88	15,409,450.43
141	Assistant District Number 12	330,711.48	17,983.39	8,956.62	339,738.25		339,738.25
145	Emergency Svc Dist 100	92,251.63	18.96	-	92,270.59	16,248,229.44	16,340,500.03
146	Aliana Mgmt Dist. Agreement	327,420.23	2.69	-	327,422.92	2,094,219.75	2,421,642.67
CCCA	Non Fee Officer CC Clearing Acct	28,959.59	85,124.90	75,744.32	38,340.17		38,340.17
EPEC	Engineering Permitting E-Check	5,126.70	32,539.28	28,886.20	8,779.78		8,779.78
JP41	JP 4 E-Filing	5,383.88	23,641.41	26,992.38	2,032.91		2,032.91
JP12	JP 1-2 E-Filing	0.11	3,215.09	2,852.11	363.09		363.09
JP21	JP 2-1 E-Filing	4,569.26	30,870.76	29,997.51	5,442.51		5,442.51
JP11	JP 1-1 E-Filing	3,032.47	12,528.46	13,580.47	1,980.46		1,980.46
JP31	JP 3 E-Filing	2,697.34	29,175.39	26,618.84	5,253.89		5,253.89
JP2-2	JP 2-2 E-Filing	0.02	325.02	292.02	33.02		33.02
100Ce	EMS Patient Acct Svcs ACH	2,924.45	1,030,011.41	1,030,514.16	2,421.70		2,421.70
DCJS	DC Jury Summons Postage	10,622.64	1.72	5,210.91	5,413.45		5,413.45
ELCC	Elections CC Account	80.01	7.01	80.01	7.01		7.01
FMCC	Fire Marshal CC Account	8,504.31	85,837.57	91,233.31	3,108.57		3,108.57
PC	Petty Cash	-	3,678.16	3,678.16	-		-
CAPP	Narcotics Prepaid Cards	11,000.09	0.09	0.09	11,000.09		11,000.09
JPMS	Juror Payments -Rapid Financial	35,939.12	59,867.46	84,001.12	11,805.46		11,805.46
RBCC	Road & Bridge CC	13,501.80	7,901.81	12,201.80	9,201.81		9,201.81
EHCC	Environmental Health CC	5,700.09	127,420.07	125,270.09	7,850.07		7,850.07
779	Mobility 2024 Projects	422,183.47	313,746.09	735,929.56	-	8,281.18	8,281.18
501	FBC TIRZ1	1,345,214.58	276.41	-	1,345,490.99		1,345,490.99
804	2024 FBCTRA Bond Project	-	5,391,494.90	5,339,994.73	51,500.17	32,410,172.05	32,461,672.22
DCMO	DC Money Order	33,008.35	80,087.84	78,791.47	34,304.72		34,304.72
765	Drainage Projects Tax Notes	15,619.40	195,000.09	205,175.00	5,444.49	2,128,629.15	2,134,073.64
770	2020 Parks Bonds	82,425.52	0.68	-	82,426.20	1.60	82,427.80
778	2023 County Co Projects	12.57	1,801.19	-	1,813.76	2,483.98	4,297.74
PFCC	Parks & Fairgrounds CC	6,969.87	62,839.18	55,641.55	14,167.50	-	14,167.50
780	780 Mobility 2025 Projects	535,728.06	67,035,493.90	65,181,132.14	2,390,089.82	41,486,360.02	43,876,449.84
777	777 Texas Public Facility Corp Co	668,324.34	81,073,249.15	81,725,037.35	16,536.14	74,884,987.32	74,901,523.46
811	811 2025 FBCTRA Bond Project	1,293,755.56	265.84	-	1,294,021.40	87,333,401.60	88,627,423.00

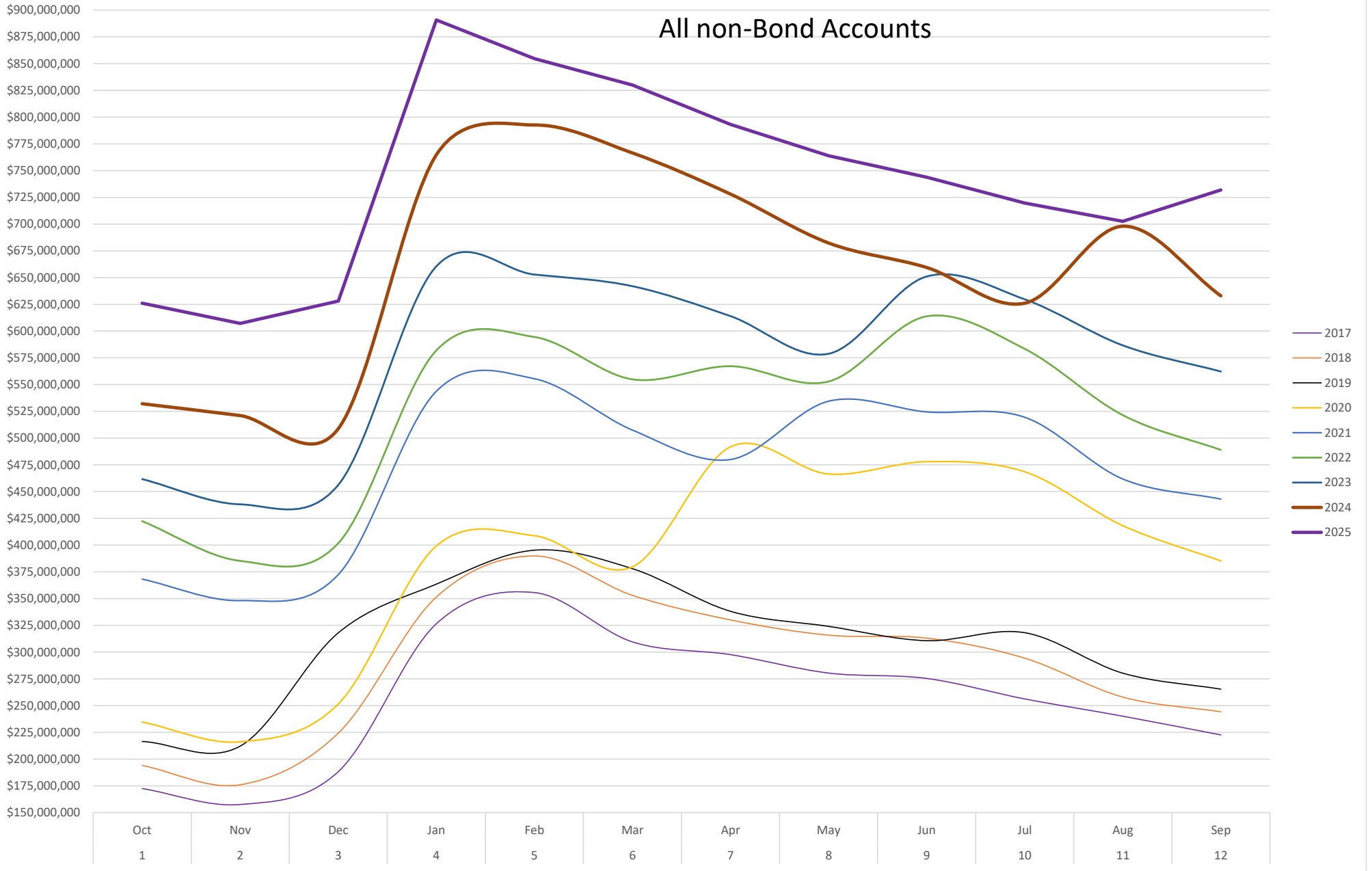
FORT BEND COUNTY TREASURER'S MONTHLY REPORT
 CASH AND INVESTMENT ACTIVITY
 September 30, 2025

769	769 Park Bonds Election Year 2023	55,380.97	19,345,285.21	19,398,256.71	2,409.47	29,265,844.44	29,268,253.91
120	120 Hotel Occupancy Tax Revenue	-	22,877.21		22,877.21		22,877.21
477	477 FB Assist Dist 23	-	17,479.60		17,479.60		17,479.60
JC12	JP 1-2 Credit Card	-	46,725.74	31,528.78	15,196.96		15,196.96
JC21	JP 2-1 Credit Card	-	16,129.52	11,844.50	4,285.02		4,285.02
JC22	JP 2-2 Credit Card	-	8,605.51	6,783.00	1,822.51		1,822.51
JC31	JP 3-1 Credit Card	-	57,808.57	44,720.50	13,088.07		13,088.07
JC41	JP4-1 Credit Card	-	84,293.27	60,027.66	24,265.61		24,265.61
	Total	48,599,790.03	613,178,377.29	620,319,181.45	41,458,985.87	989,763,642.38	1,031,222,628.25

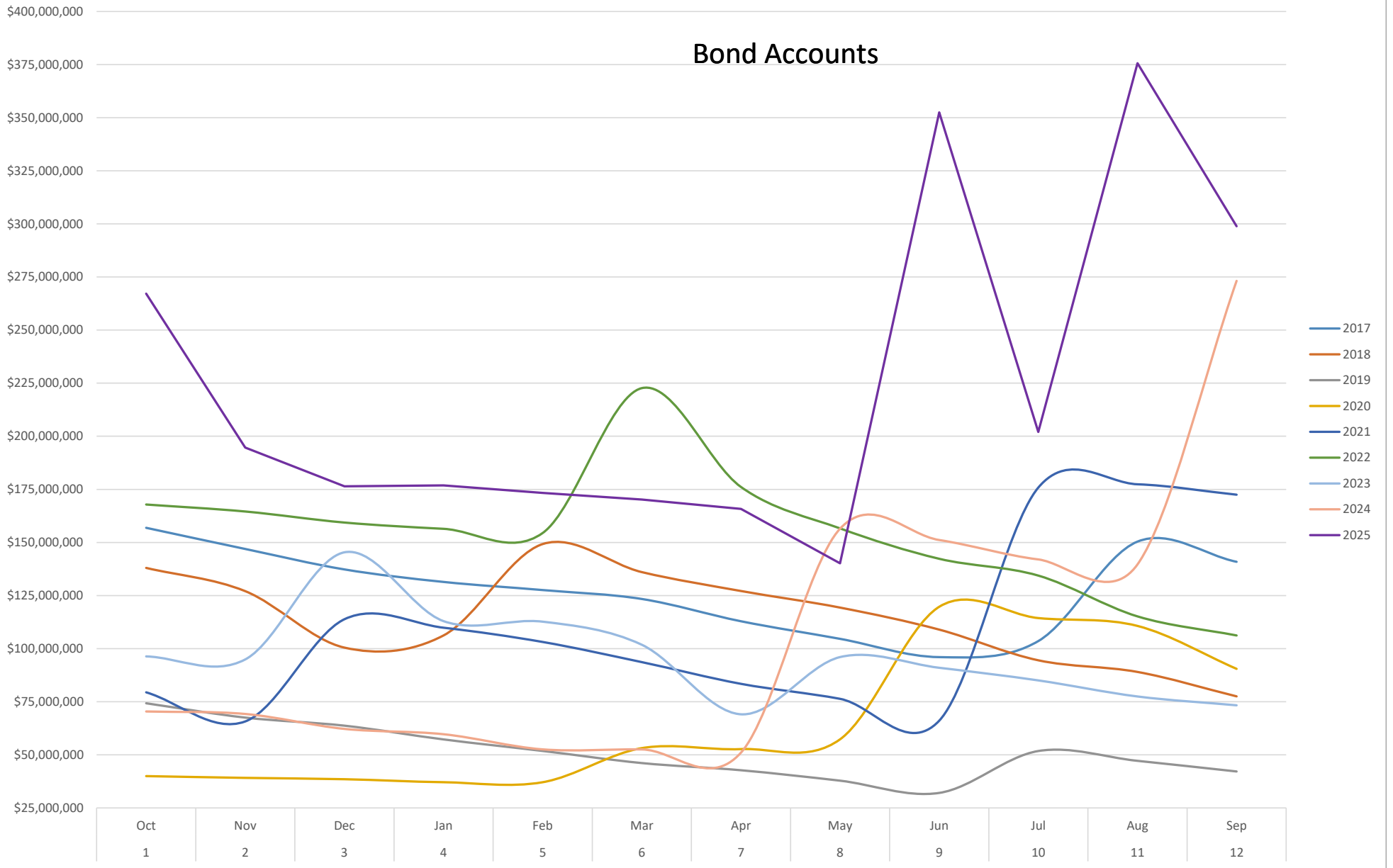
General Operating



All non-Bond Accounts



Bond Accounts



All Accounts

