

FORT BEND COUNTY TREASURER'S MONTHLY REPORT
CASH AND INVESTMENT ACTIVITY
July 31, 2025

FUND	DESCRIPTION	BEGINNING					TREASURER'S TOTAL	
		BALANCE	DEPOSITS	WITH-DRAWALS	ENDING BALANCE	INVESTMENTS	ENDING BALANCE	
100	General Operating	12,183,798.16	121,336,516.61	130,979,333.62	2,540,981.15	198,297,844.36	200,838,825.51	
150	Juvenile Operations	575,500.20	1,903,193.52	1,784,207.41	694,486.31	3,529,703.78	4,224,190.09	
155	Road & Bridge	34,162.15	2,233,222.06	1,648,391.35	618,992.86	14,715,171.12	15,334,163.98	
160	Drainage District	21,806.68	1,375,712.06	1,028,934.25	368,584.49	20,940,907.27	21,309,491.76	
170	Statue Restoration	4,657.11	0.99	-	4,658.10		4,658.10	
175	City Water Assistance	8,095.10	280.77	-	8,375.87		8,375.87	
190	H L & P Assistance	37,765.54	7.94	1,625.74	36,147.74		36,147.74	
195	County Law Library	126,666.90	48,785.93	52,000.51	123,452.32	1,113,936.25	1,237,388.57	
200	Law Enforcement Academy	604,711.85	7,607.70	11,755.44	600,564.11		600,564.11	
205	Surface Water Supply Corp.	8,417.02	1.79		8,418.81		8,418.81	
206	Industrial Development Corp.	803.52	0.17	-	803.69		803.69	
207	FBC Historical Commission	3,323.59	0.71	-	3,324.30		3,324.30	
215	Library Donations	108,980.42	2,782.24	19,122.74	92,639.92		92,639.92	
225	FBC Asset Forfei.Task-State	416,218.44	87.29	9,563.40	406,742.33	418,318.68	825,061.01	
235	Probate Court Training	205,985.71	998.89	-	206,984.60		206,984.60	
245	Alert Program-Juvenile	56,264.00	11.95	-	56,275.95		56,275.95	
255	D A Asset Forfeiture-Fed.	55.90	0.01	-	55.91		55.91	
265	Gus George Memorial	4,734.06	1.01	-	4,735.07		4,735.07	
280	Co.Atty.Supplemental Salary	41,770.85	7.97	9,047.68	32,731.14		32,731.14	
290	VIT Interest (Tax Coll)	119,977.88	2,488.76	1,731.75	120,734.89		120,734.89	
300	FBC Elections	978,258.09	45,272.10	18,184.09	1,005,346.10		1,005,346.10	
310	Sheriff Ofc/Forfei.Assets-St.	1,087,702.32	5,892.80	9,220.81	1,084,374.31		1,084,374.31	
315	Sheriff Ofc/Forfei.Assets-Fed.	461,182.70	44,440.45	-	505,623.15		505,623.15	
320	Constable Pct. 2 F/A	0.01	-	-	0.01		0.01	
322	Constable Pct 1 F/A	4,446.90	0.94	-	4,447.84		4,447.84	
324	Constable Pct 4 F/A	0.76	-	-	0.76		0.76	
332	Fire Marshal St. Ass't. Forfeiture	709.94	0.15	-	710.09		710.09	
335	DA Asset Forfeit.-State	147,930.23	30.56	8,777.75	139,183.04	1,232,026.89	1,371,209.93	
360	Law Enforcement Training	221,469.40	46.97	625.00	220,891.37		220,891.37	
390	Child Protective Service IV-E	163,963.50	34.06	10,539.43	153,458.13		153,458.13	
410	Child Support IVD Reimb.	230,411.05	1,617.19	-	232,028.24		232,028.24	
415	Local Law Enf.Block Grant	9,817.29	59,478.94	8,529.84	60,766.39		60,766.39	
440	Supervision	127,664.89	330,975.57	441,698.23	16,942.23	4,478,202.71	4,495,144.94	
470	FBC Assist District #16	92,063.30	12,062.42	10,531.71	93,594.01	970,664.26	1,064,258.27	

FORT BEND COUNTY TREASURER'S MONTHLY REPORT
 CASH AND INVESTMENT ACTIVITY
 July 31, 2025

471	FBC Assist District #17	15,565.50	202.65	-	15,768.15		15,768.15
472	FBC Assist District #18	126,208.73	14,689.00	11,077.75	129,819.98		129,819.98
473	FBC Assist District #19	309,407.36	17,492.50	16,272.39	310,627.47		310,627.47
474	FBC Assist District #20	461,705.42	18,474.69	10,087.25	470,092.86		470,092.86
475	FBC Assist District #21	42,850.35	9.10	-	42,859.45		42,859.45
476	FBC Assist District #22	51,598.83	50,635.42	4,800.00	97,434.25	2,250,036.76	2,347,471.01
600/605	Debt Service Account	787,967.87	3,665,582.93	336,481.76	4,117,069.04	55,971,116.33	60,088,185.37
610	Drainage Debt Service	82,043.15	17.42	-	82,060.57	3,041,864.17	3,123,924.74
756	2018 Facilities Bond Projects	5,150.69	1.09	-	5,151.78	1,655,756.05	1,660,907.83
764	2020 Drainage Flood Projects	9,523.55	625,002.79	565,498.19	69,028.15	7,402,791.78	7,471,819.93
766	2020 Mobility - Tx Heritage Pkwy	111,191.14	23.61	-	111,214.75	-	111,214.75
768	2020A Tax Notes	3,687.13	0.78	-	3,687.91	680,286.56	683,974.47
773	FBC Tax Note 2022	99,443.95	465,000.69	486,850.62	77,594.02	19,076,261.09	19,153,855.11
810	Toll Road Operations	6,265,722.19	6,297,375.49	8,846,332.28	3,716,765.40	160,966,781.61	164,683,547.01
815	Grand Pkwy Toll Road Ops	4,176,852.16	4,015,974.05	6,197,037.89	1,995,788.32	104,026,649.12	106,022,437.44
990	County's Cares Act	46,638.06	34,318.44	4,381.94	76,574.56	12,911,566.08	12,988,140.64
TREA	Treasurer's Account	1,312,711.80	21,302,582.13	21,407,241.33	1,208,052.60		1,208,052.60
INVE	FBC Investment Account	-	43,968,588.61	43,968,581.76	6.85		6.85
850M	Boon-Chapman Medical	820,661.52	4,001,179.81	3,770,902.09	1,050,939.24		1,050,939.24
850D	Boon-Chapman Dental	253,454.39	1,000,502.49	284,892.69	969,064.19		969,064.19
882	Boon-Chapman 125	542,913.85	97,329.14	75,245.69	564,997.30		564,997.30
884	Fee Officer's Account	1,054,821.67	2,758,600.75	2,019,812.23	1,793,610.19	2,308,628.86	4,102,239.05
912	JP Credit Card Processing	127,106.47	436,532.13	506,554.27	57,084.33		57,084.33
908	EMS Credit Card Processing	31,515.03	58,656.29	38,186.80	51,984.52		51,984.52
DACC	D A Credit Card Processing	2,247.16	20,200.76	14,351.02	8,096.90		8,096.90
PTCC	Public Transportation Credit Cards	2,714.91	38,018.36	39,395.79	1,337.48		1,337.48
CSCD	CSCD Credit Card Account	240,766.65	252,113.80	263,340.20	229,540.25		229,540.25
LBCC	Library Credit Card	2,005.39	-	2,005.39	-		-
JUCC	Juvenile Credit Card	129.98	3,491.67	2,991.58	630.07		630.07
SOCC	Sheriff Credit Card	23,823.33	36,231.48	29,065.75	30,989.06		30,989.06
TRCC	Toll Road Permit Credit Card	1,850.97	1,775.60	44.53	3,582.04		3,582.04
130	Assistance Dist Number 1	85,859.63	579,075.77	73,764.55	591,170.85	31,354,012.14	31,945,182.99
131	Assistant District Number 2	59,092.10	697,205.55	571,871.60	184,426.05	11,816,788.88	12,001,214.93
133	Assistant District Number 4	50,534.22	157,381.06	9,301.00	198,614.28	5,658,210.55	5,856,824.83
134	Assistant District Number 5	8,941.62	17,426.55	900.00	25,468.17	1,262,639.42	1,288,107.59
135	Assistant District Number 6	60,841.14	127,554.34	47,650.82	140,744.66	6,889,953.31	7,030,697.97

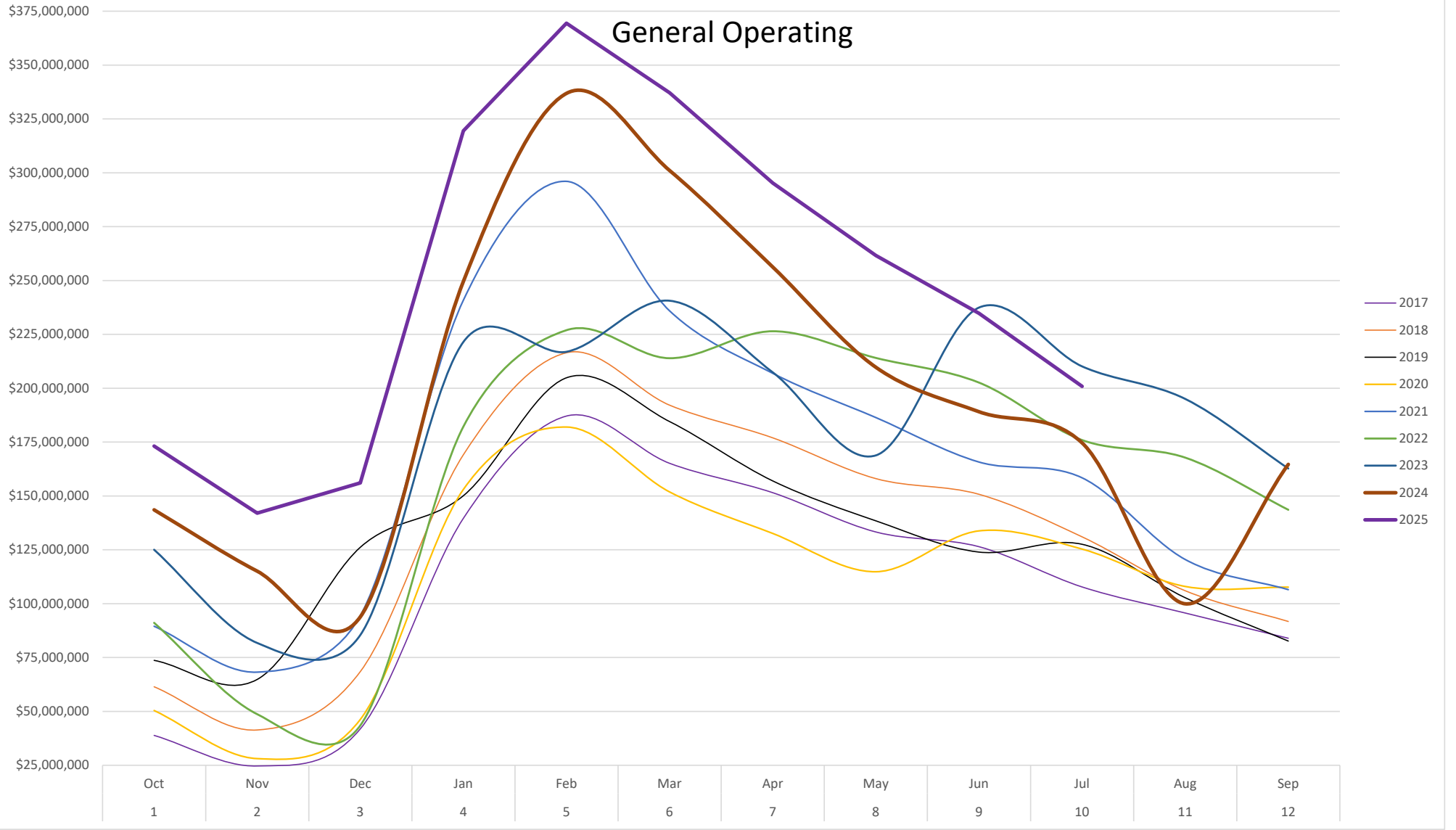
FORT BEND COUNTY TREASURER'S MONTHLY REPORT
CASH AND INVESTMENT ACTIVITY
July 31, 2025

136	Assistant District Number 7	8,443.53	3,047,340.87	2,934,266.17	121,518.23	1,974,138.29	2,095,656.52
137	Assistant District Number 8	230,913.50	13,294.47	12,981.93	231,226.04		231,226.04
138	Assistant District Number 9	30,892.15	92,641.69	6,000.00	117,533.84	6,984,657.47	7,102,191.31
139	Assistant District Number 10	112,482.31	88,562.52	98,323.58	102,721.25	3,431,604.22	3,534,325.47
140	Assistant District Number 11	50,169.11	221,192.37	80,124.07	191,237.41	14,685,758.13	14,876,995.54
141	Assistant District Number 12	310,681.43	19,712.24	11,021.99	319,371.68		319,371.68
145	Emergency Svc Dist 100	92,212.47	19.58	-	92,232.05	16,096,296.89	16,188,528.94
146	Aliana Mgmt Dist. Agreement	60,303.25	308,826.43	41,712.23	327,417.45	2,078,981.75	2,406,399.20
CCCA	Non Fee Officer CC Clearing Acct	39,449.19	54,588.24	77,119.47	16,917.96		16,917.96
EPEC	Engineering Permitting E-Check	7,768.79	29,137.10	27,163.79	9,742.10		9,742.10
JP41	JP 4 E-Filing	6,218.51	22,981.23	27,506.01	1,693.73		1,693.73
JP12	JP 1-2 E-Filing	716.10	2,671.08	3,288.10	99.08		99.08
JP21	JP 2-1 E-Filing	7,711.53	38,935.81	42,992.03	3,655.31		3,655.31
JP11	JP 1-1 E-Filing	226.49	22,732.72	21,077.24	1,881.97		1,881.97
JP31	JP 3 E-Filing	4,025.63	28,912.16	30,093.88	2,843.91		2,843.91
JP2-2	JP 2-2 E-Filing	68.01	405.02	473.01	0.02		0.02
100Ce	EMS Patient Acct Svcs ACH	3,368.14	901,411.03	902,104.71	2,674.46		2,674.46
DCJS	DC Jury Summons Postage	5,033.41	16,409.81	6,303.03	15,140.19		15,140.19
ELCC	Elections CC Account	70.02	0.01	70.02	0.01		0.01
FMCC	Fire Marshal CC Account	26,284.21	65,364.25	82,665.21	8,983.25		8,983.25
PC	Petty Cash	0.40	1,583.58	1,583.58	0.40		0.40
CAPP	Narcotics Prepaid Cards	11,000.09	0.09	0.09	11,000.09		11,000.09
JPMS	Juror Payments -Rapid Financial	29,368.43	72,580.76	86,454.43	15,494.76		15,494.76
RBCC	Road & Bridge CC	8,401.07	10,401.14	8,101.07	10,701.14		10,701.14
EHCC	Environmental Health CC	8,555.09	157,005.12	151,785.09	13,775.12		13,775.12
779	Mobility 2024 Projects	172,624.59	31,712.72	1,832.81	202,504.50	24,660,452.40	24,862,956.90
501	FBC TIRZ1	1,344,643.50	285.51	-	1,344,929.01		1,344,929.01
804	2024 FBCTRA Bond Project	1,551,269.02	315,421.19	1,681,183.05	185,507.16	46,170,830.35	46,356,337.51
DCMO	DC Money Order	31,246.81	121,186.56	121,399.90	31,033.47		31,033.47
765	Drainage Projects Tax Notes	22,923.00	140,000.27	-	162,923.27	2,307,243.52	2,470,166.79
770	2020 Parks Bonds	66,339.23	26,400.61	10,315.02	82,424.82	3,469,130.00	3,551,554.82
778	2023 County Co Projects	239,318.74	1,116,119.80	658.02	1,354,780.52	7,154,748.00	8,509,528.52
PFCC	Parks & Fairgrounds CC	17,191.34	86,842.03	98,065.07	5,968.30	-	5,968.30
780	780 Mobility 2025 Projects	-	-	-	-	-	-
777	777 Texas Public Facility Corp Co	-	106,240.55	-	106,240.55		106,240.55
811	811 2025 FBCTRA Bond Project	-	1,293,480.92	-	1,293,480.92	85,833,351.10	87,126,832.02

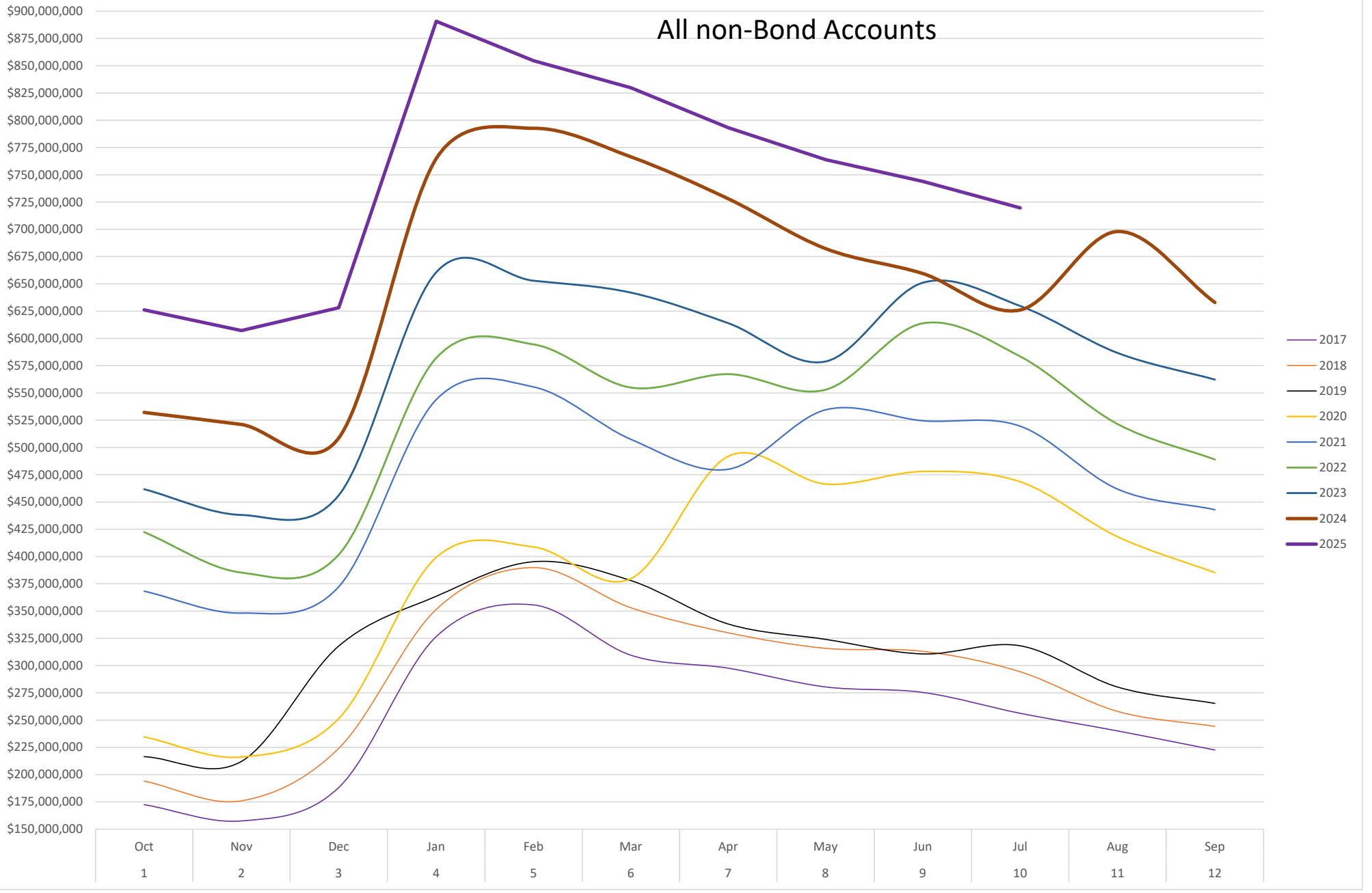
FORT BEND COUNTY TREASURER'S MONTHLY REPORT
CASH AND INVESTMENT ACTIVITY
July 31, 2025

Total	39,866,782.46	226,625,206.94	232,225,404.51	34,266,584.89	887,817,310.15	922,083,895.04
--------------	----------------------	-----------------------	-----------------------	----------------------	-----------------------	-----------------------

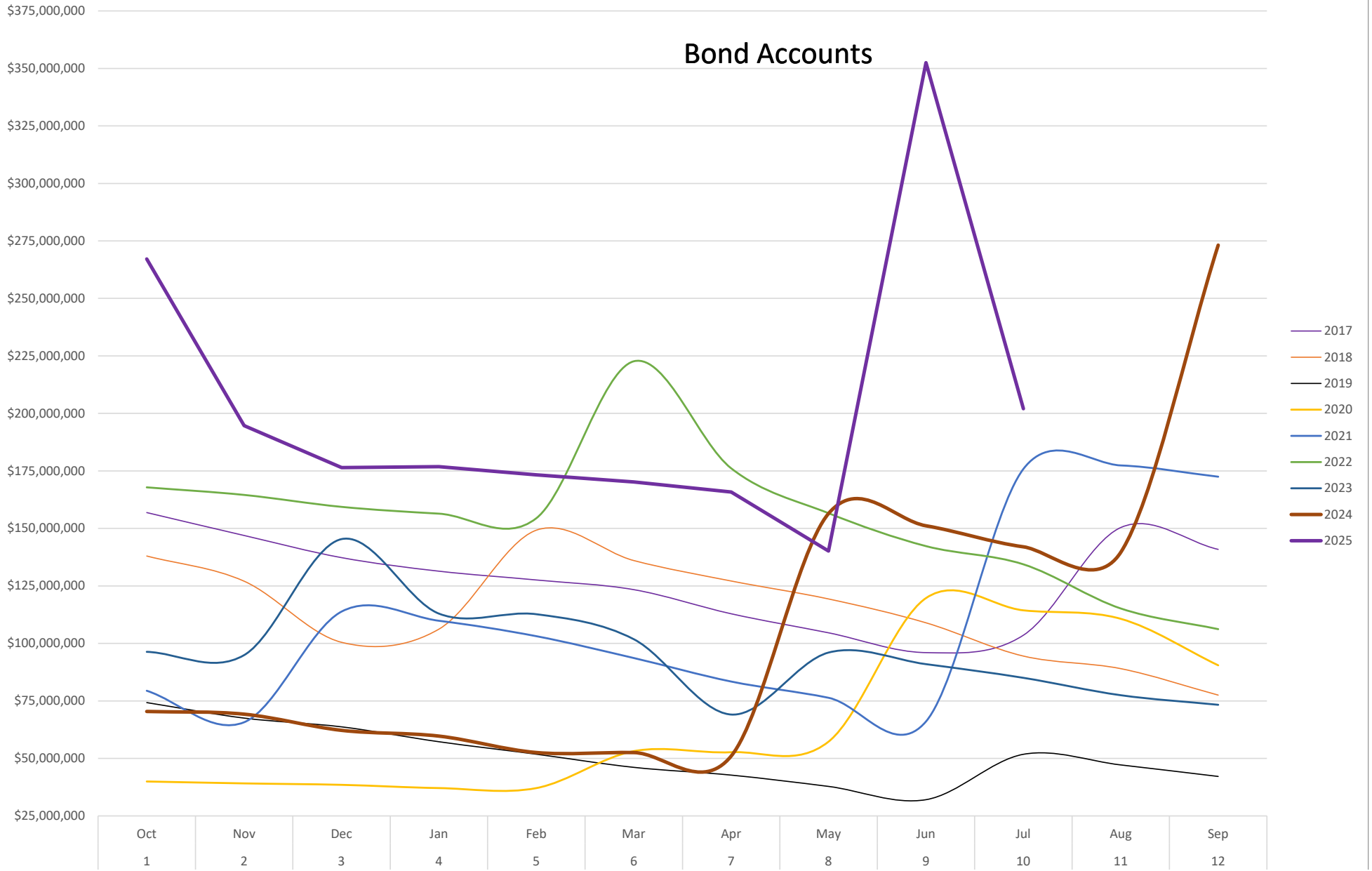
General Operating



All non-Bond Accounts



Bond Accounts



All Accounts

