

FORT BEND COUNTY TREASURER'S MONTHLY REPORT
 CASH AND INVESTMENT ACTIVITY
 June 30, 2024

FUND	DESCRIPTION	BEGINNING BALANCE	DEPOSITS	WITH-DRAWALS	ENDING BALANCE	INVESTMENTS	TREASURER'S TOTAL ENDING BALANCE
100	General Operating	10,005,913.62	95,901,760.69	94,464,703.31	11,442,971.00	177,650,121.64	189,093,092.64
150	Juvenile Operations	948,009.68	1,822,859.23	1,577,704.65	1,193,164.26	491,977.13	1,685,141.39
155	Road & Bridge	5,237.04	2,199,533.86	2,186,109.88	18,661.02	21,316,441.76	21,335,102.78
160	Drainage District	2,791.11	628,509.95	619,779.16	11,521.90	19,517,930.67	19,529,452.57
170	Statue Restoration	4,644.56	0.95	-	4,645.51		4,645.51
175	City Water Assistance	6,274.75	216.32	-	6,491.07		6,491.07
190	H L & P Assistance	25,748.43	5.15	2,641.10	23,112.48		23,112.48
195	County Law Library	20,811.57	61,382.60	41,704.92	40,489.25	1,145,986.62	1,186,475.87
200	Law Enforcement Academy	534,405.93	1,904.72	862.08	535,448.57		535,448.57
205	Surface Water Supply Corp.	8,394.31	1.72		8,396.03		8,396.03
206	Industrial Development Corp.	801.36	0.16	-	801.52		801.52
207	FBC Historical Commission	6,251.60	1.28	-	6,252.88		6,252.88
215	Library Donations	126,102.80	1,324.52	22,652.28	104,775.04		104,775.04
225	FBC Asset Forfeiture-Task-State	301,659.47	270.08	15,074.26	286,855.29	738,015.93	1,024,871.22
235	Probate Court Training	188,950.00	1,483.82	-	190,433.82		190,433.82
245	Alert Program-Juvenile	56,112.22	11.50	-	56,123.72		56,123.72
255	D A Asset Forfeiture-Fed.	55.77	0.01	-	55.78		55.78
265	Gus George Memorial	4,721.30	0.97	-	4,722.27		4,722.27
280	Co.Atty.Supplemental Salary	132,408.94	26.28	10,964.80	121,470.42		121,470.42
290	VIT Interest (Tax Coll)	85,488.99	1,726.77	-	87,215.76		87,215.76

FORT BEND COUNTY TREASURER'S MONTHLY REPORT
 CASH AND INVESTMENT ACTIVITY
 June 30, 2024

300	FBC Elections	995,957.35	97,279.66	140,283.41	952,953.60		952,953.60
310	Sheriff Ofc/Forfei.Assets-St.	1,085,952.29	16,635.66	326.15	1,102,261.80		1,102,261.80
315	Sheriff Ofc/Forfei.Assets-Fed.	203,809.85	41.76	-	203,851.61		203,851.61
320	Constable Pct. 2 F/A	0.01	-	-	0.01		0.01
322	Constable Pct 1 F/A	9,041.74	1.85	-	9,043.59		9,043.59
324	Constable Pct 4 F/A	0.76	-	-	0.76		0.76
332	Fire Marshal St. Ass't. Forfeiture	708.00	0.15	-	708.15		708.15
335	DA Asset Forfeit.-State	10,913.03	1.70	3,017.18	7,897.55	1,214,611.93	1,222,509.48
360	Law Enforcement Training	157,446.15	1,456.74	795.00	158,107.89		158,107.89
390	Child Protective Service IV-E	239,795.51	1,468.38	36,298.15	204,965.74		204,965.74
410	Child Support IVD Reimb.	210,317.18	43.10	-	210,360.28		210,360.28
415	Local Law Enf.Block Grant	7,257.97	1.49	-	7,259.46		7,259.46
440	Supervision	274,296.33	1,221,699.67	547,160.00	948,836.00	3,297,002.91	4,245,838.91
470	FBC Assist District #16	13,148.64	276,529.10	138,249.51	151,428.23	527,897.28	679,325.51
471	FBC Assist District #17	10,918.16	91.43	-	11,009.59		11,009.59
472	FBC Assist District #18	137,029.14	8,220.26		145,249.40		145,249.40
473	FBC Assist District #19	233,156.37	11,278.52	5,614.82	238,820.07		238,820.07
474	FBC Assist District #20	388,966.49	9,215.47	4,567.43	393,614.53		393,614.53
475	FBC Assist District #21	13,866.55	371.33	-	14,237.88		14,237.88
476	FBC Assist District #22	281,634.19	32,925.91	-	314,560.10	1,450,118.05	1,764,678.15
600/605	Debt Service Account	1,467,465.77	661,336.29	30,784.15	2,098,017.91	56,638,764.80	58,736,782.71
610	Drainage Debt Service	98,246.42	9,939.95	-	108,186.37	4,637,747.91	4,745,934.28

FORT BEND COUNTY TREASURER'S MONTHLY REPORT
 CASH AND INVESTMENT ACTIVITY
 June 30, 2024

756	2018 Facilities Bond Projects	7,067.33	1.00	2,500.00	4,568.33	2,025,531.60	2,030,099.93
764	2020 Drainage Flood Projects	7,699.51	430,003.75	434,715.84	2,987.42	11,794,801.33	11,797,788.75
766	2020 Mobility - Tx Heritage Pkwy	107,699.28	22.07	-	107,721.35	-	107,721.35
768	2020A Tax Notes	3,673.09	600,004.85	600,000.00	3,677.94	646,031.52	649,709.46
773	FBC Tax Note 2022	4,411.09	152,656.30	20,334.33	136,733.06	24,388,570.38	24,525,303.44
775	Unlimited Tax Road Bonds	1,746,980.82	363.93	6,714.86	1,740,629.89	-	1,740,629.89
803	2021 FBCTRA Bond Projects	46,569.55	3,800,021.55	3,784,355.46	62,235.64	4,900,920.50	4,963,156.14
810	Toll Road Operations	8,450,122.22	4,430,586.20	7,910,121.11	4,970,587.31	124,315,210.51	129,285,797.82
815	Grand Pkwy Toll Road Ops	2,848,547.65	2,775,083.13	1,085,085.34	4,538,545.44	81,600,787.91	86,139,333.35
990	County's Cares Act	5,593.45	1,219,470.44	1,222,848.76	2,215.13	43,378,946.05	43,381,161.18
TREA	Treasurer's Account	1,240,947.34	20,929,558.29	20,786,203.46	1,384,302.17		1,384,302.17
INVE	FBC Investment Account	-	11,390,726.00	11,390,726.00	-		-
850M	Boon-Chapman Medical	1,576,864.20	2,901,795.21	2,900,946.43	1,577,712.98		1,577,712.98
850D	Boon-Chapman Dental	582,997.50	500,162.55	210,666.47	872,493.58		872,493.58
882	Boon-Chapman 125	452,629.81	48,253.49	75,304.05	425,579.25		425,579.25
884	Fee Officer's Account	986,480.97	2,657,779.73	1,965,432.80	1,678,827.90	2,310,258.59	3,989,086.49
912	JP Credit Card Processing	63,275.47	279,537.66	280,690.69	62,122.44		62,122.44
908	EMS Credit Card Processing	40,072.59	35,073.28	43,473.83	31,672.04		31,672.04
DACC	D A Credit Card Processing	96.26	15,607.17	15,657.09	46.34		46.34
PTCC	Public Transportation Credit Cards	2,086.19	25,488.01	24,652.90	2,921.30		2,921.30
CSCD	CSCD Credit Card Account	249,205.12	275,040.18	265,357.06	258,888.24		258,888.24

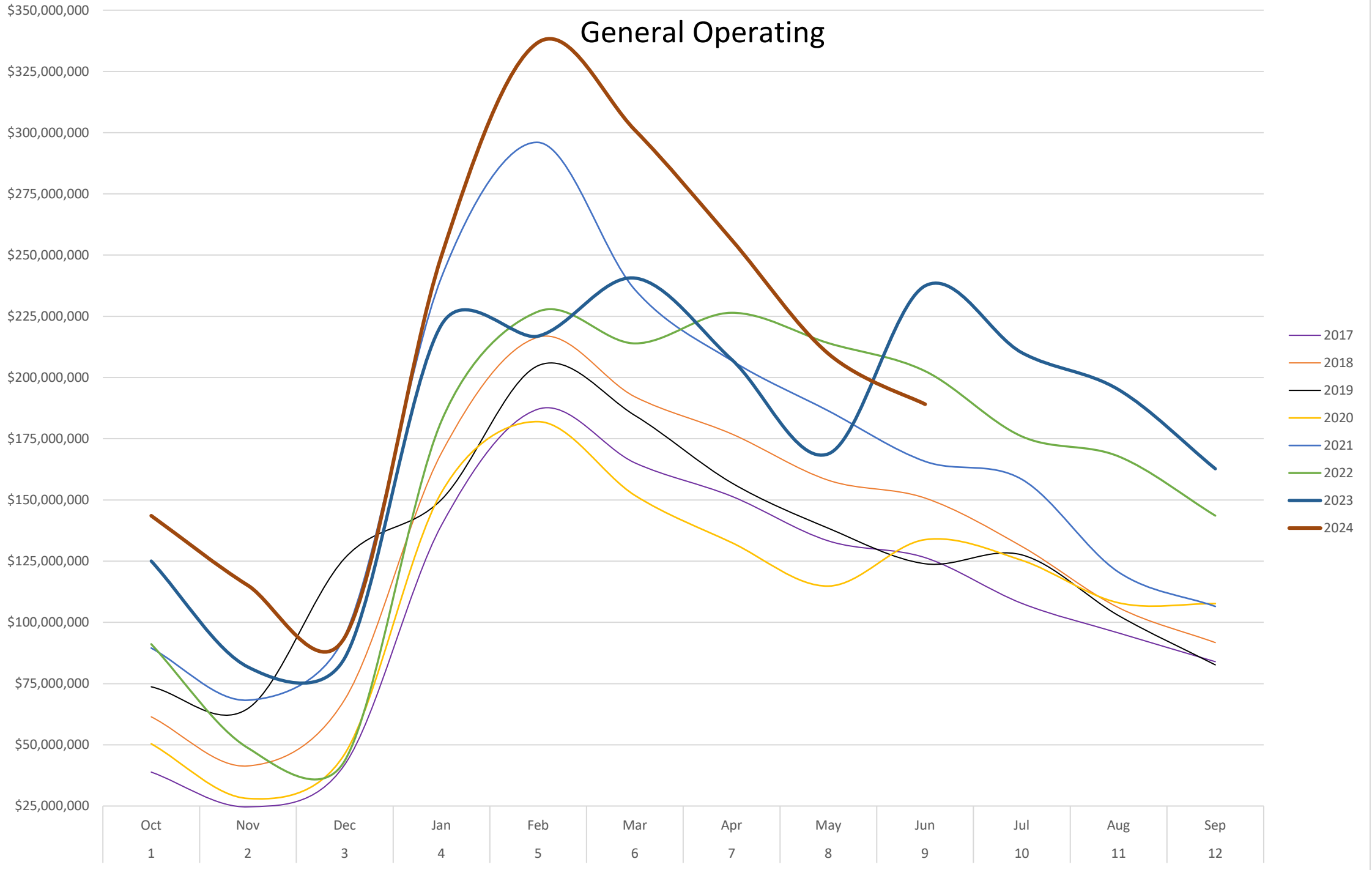
FORT BEND COUNTY TREASURER'S MONTHLY REPORT
CASH AND INVESTMENT ACTIVITY
June 30, 2024

LBCC	Library Credit Card	3,441.48	9,082.05	10,914.78	1,608.75		1,608.75
JUCC	Juvenile Credit Card	129.94	200.03	200.04	129.93		129.93
SOCC	Sheriff Credit Card	24,128.87	29,731.37	27,326.47	26,533.77		26,533.77
TRCC	Toll Road Permit Credit Card	2,555.41	1,915.87	3,035.82	1,435.46		1,435.46
130	Assistance Dist Number 1	681,731.87	1,949.65	456,450.13	227,231.39	21,603,983.83	21,831,215.22
131	Assistant District Number 2	237,048.10	173,275.52	-	410,323.62	13,428,832.03	13,839,155.65
133	Assistant District Number 4	130,592.68	117,384.32	102,823.04	145,153.96	3,511,979.34	3,657,133.30
134	Assistant District Number 5	107,461.30	19,798.02	-	127,259.32	858,703.80	985,963.12
135	Assistant District Number 6	163,476.39	143,291.69	4,980.97	301,787.11	4,228,291.90	4,530,079.01
136	Assistant District Number 7	67,266.25	160,720.35	80,345.33	147,641.27	3,320,168.56	3,467,809.83
137	Assistant District Number 8	166,830.35	9,505.27	4,735.08	171,600.54		171,600.54
138	Assistant District Number 9	155,363.03	96,381.00	-	251,744.03	4,879,445.93	5,131,189.96
139	Assistant District Number 10	84,906.17	78,533.09	51,903.00	111,536.26	1,799,506.92	1,911,043.18
140	Assistant District Number 11	254,763.46	236,073.80	-	490,837.26	10,461,280.67	10,952,117.93
141	Assistant District Number 12	203,255.30	16,654.00	18,089.00	201,820.30		201,820.30
145	Emergency Svc Dist 100	62,292.83	12.76	-	62,305.59	14,082,962.59	14,145,268.18
146	Aliana Mgmt Dist. Agreement	266,755.52	9.18	-	266,764.70	758,613.60	1,025,378.30
CCCA	Non Fee Officer CC Clearing Acct	25,075.61	80,146.57	65,331.41	39,890.77		39,890.77
EPEC	Engineering Permitting E-Check	5,132.87	25,366.80	20,437.87	10,061.80		10,061.80
JP41	JP 4 E-Filing	2,916.66	19,401.71	19,083.66	3,234.71		3,234.71
JP12	JP 1-2 E-Filing	364.18	2,458.11	2,473.18	349.11		349.11
JP21	JP 2-1 E-Filing	2,843.71	31,054.07	29,605.71	4,292.07		4,292.07

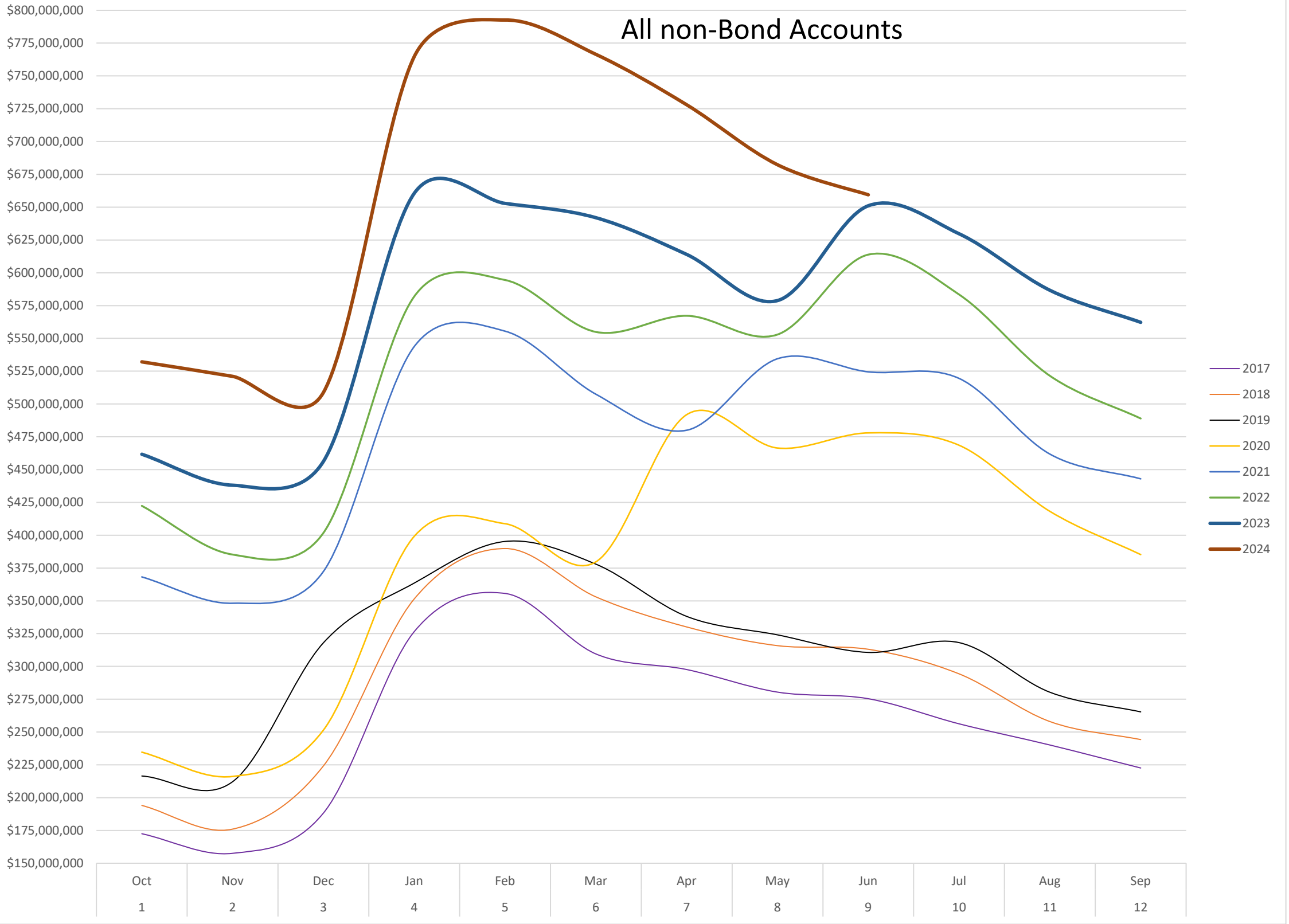
FORT BEND COUNTY TREASURER'S MONTHLY REPORT
CASH AND INVESTMENT ACTIVITY
June 30, 2024

JP11	JP 1-1 E-Filing	33.23	10,898.81	10,335.73	596.31	596.31
JP31	JP 3 E-Filing	2,127.75	22,005.93	19,799.00	4,334.68	4,334.68
JP2-2	JP 2-2 E-Filing	-	259.00	226.00	33.00	33.00
100Ce	EMS Patient Acct Svcs ACH	0.16	844,650.18	842,209.17	2,441.17	2,441.17
DCJS	DC Jury Summons Postage	9,010.87	1.25	4,990.52	4,021.60	4,021.60
ELCC	Elections CC Account	719.52	135.04	739.52	115.04	115.04
FMCC	Fire Marshal CC Account	15,996.03	67,298.88	66,242.03	17,052.88	17,052.88
PC	Petty Cash	-	698.27	698.27	-	-
CAPP	Narcotics Prepaid Cards	11,002.33	0.38	2.33	11,000.38	11,000.38
400A	Section 108 Arcola Loan Acct	-	-	-	-	-
JPMS	Juror Payments -Rapid Financial	29,309.88	60,383.97	71,929.88	17,763.97	17,763.97
RBCC	Road & Bridge CC	8,401.58	13,501.55	8,601.58	13,301.55	13,301.55
EHCC	Environmental Health CC	34,984.13	76,186.21	91,404.13	19,766.21	19,766.21
779	Mobility 2024 Projects	-	-	-	-	-
501	FBC TIRZ1	141,114.37	28.92	-	141,143.29	141,143.29
804	2024 FBCTRA Bond Project	17,933,459.35	3,537.60	853,273.47	17,083,723.48	17,083,723.48
DCMO	DC Money Order	11,417.17	72,737.57	71,404.54	12,750.20	12,750.20
	Total	57,573,639.14	157,862,062.58	155,814,670.38	59,621,031.34	662,921,444.19
						722,542,475.53

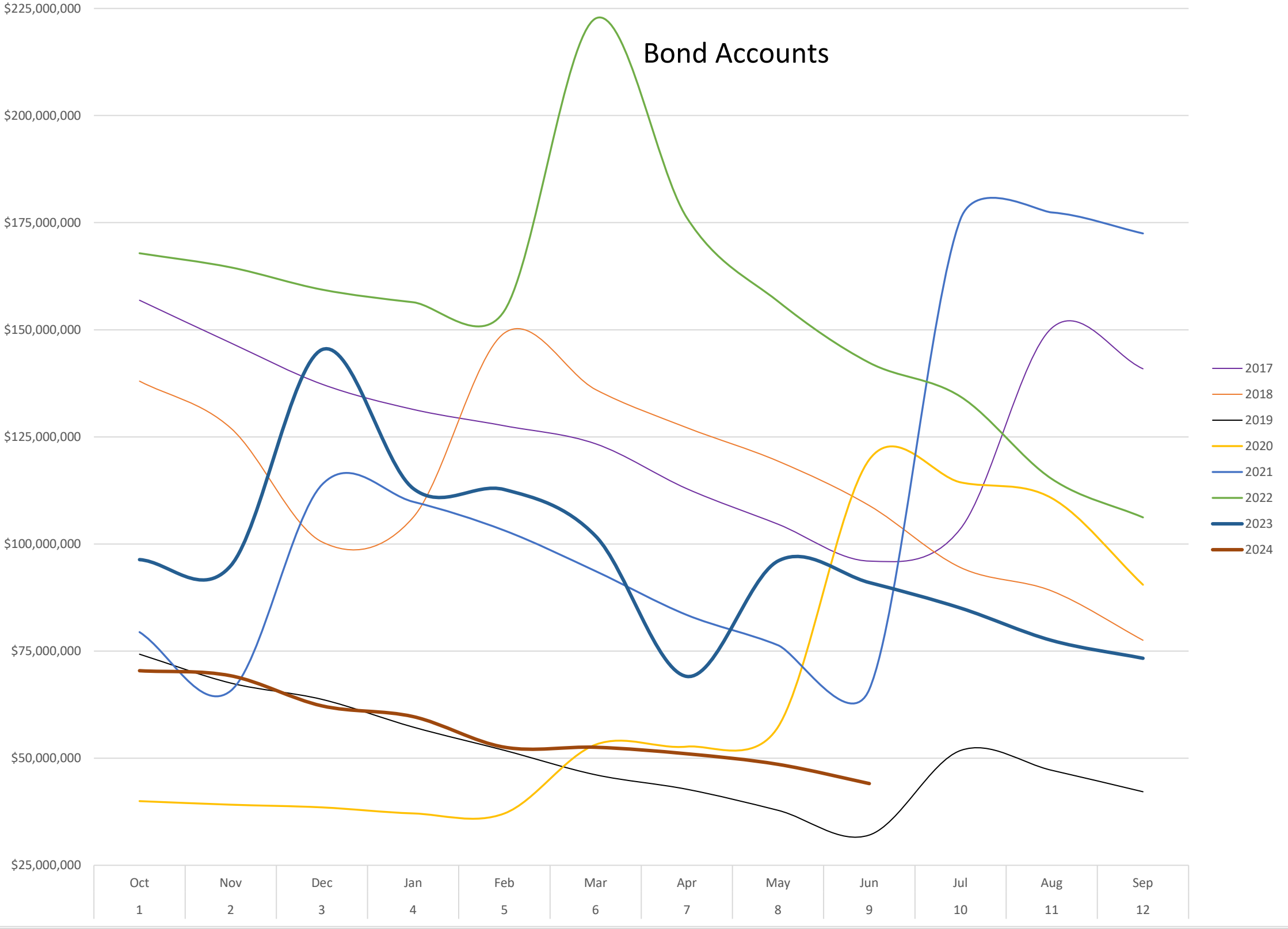
General Operating



All non-Bond Accounts



Bond Accounts



All Accounts

