



**PERMIT APPLICATION REVIEW FORM FOR
CABLE, CONDUIT, AND POLE LINE ACTIVITY
IN FORT BEND COUNTY**

**Fort Bend County
Engineering Department**
301 Jackson Suite 401
Richmond, Texas 77469
281.633.7500
Permits@fortbendcountytx.gov

- Right of Way Permit
 Commercial Driveway Permit

Permit No: 2023-63046

Applicant: B&D Contractors, Inc.

Job Location Site: 4803 1/2 Stone Creek Village Dr., Richmond, TX 77469

Bond No. **Date of Bond:** 7/7/2023 **Amount:** \$10,000.00

The above applicant came to make use of certain Fort Bend County property subject to, "The Order Regulating the Laying, Construction, Maintenance, and Repair of Buried Cables, Conduits, and Pole Lines, In, Under, Across or Along Roads, Streets, Highways, and Drainage Ditches in Fort Bend County, Texas, Under the Jurisdiction of the Commissioners Court of Fort Bend County, Texas," as passed by the Commissioners Court of Fort Bend County, Texas, of the Minutes of the Commissioners Court of Fort Bend County, Texas, to the extent that such order is not inconsistent with Chapter 181, Vernon's Texas Statutes and Codes Annotated.

Notes:

1. Evidence of review by the Commissioners Court must be kept on the job site and failure to do so constitutes grounds for job shutdown.
2. Written notices are required, via email, for certain construction activities in County right-of-way. Contact permits@fbctx.gov for a copy of the notification procedure applicable to your project.
3. This permit expires one (1) year from date of permit if construction has not commenced.
4. This permit applies to work performed within right-of-ways owned and maintained by Fort Bend County only, and it is the responsibility of the applicant to acquire all other necessary permits and permissions.

On this 25th day of July, 2023, Upon Motion of Commissioner _____, seconded by Commissioner _____, duly put and carried, it is ORDERED, ADJUDGED AND DECREED that said notice of said above purpose is hereby acknowledged by the Commissioners Court of Fort Bend County, Texas, and that said notice be placed on record according to the regulation order thereof.

Signature

Presented to Commissioners Court and approved.

By: 
County Engineer

Date Recorded _____ Comm. Court No. _____

Clerk of Commissioners Court

By: N/A
Drainage District Engineer/Manager

By: _____
Deputy



REVIEW BY FORT BEND COUNTY
COMMISSIONERS COURT

Fort Bend County
Engineering Department
301 Jackson Suite 401
Richmond, Texas 77469
281.633.7500
Permits@fortbendcountytx.gov

- Right of Way Permit
 Commercial Driveway Permit
Permit No: 2023-63046

The following "Notice of Proposed Cable, Conduit, and/or Pole Line activity in Fort Bend County" and accompanying attachments have been reviewed and the notice conforms to appropriate regulations set by Commissioner's Court of Fort Bend County, Texas.

(1) COMPLETE APPLICATION FORM:

- a. Name of road, street, and/or drainage ditch affected.
 b. Vicinity map showing course of directions
 c. Plans and specifications

(2) BOND:

- County Attorney, approval when applicable.
- Perpetual bond currently posted. Bond No: _____ Amount: _____
- Performance bond submitted. Bond No: [REDACTED] Amount: \$10,000.00
- Cashier's Check Check No: _____ Amount: _____

(3) DRAINAGE DISTRICT APPROVAL (WHEN APPLICABLE):

Drainage District Approval

Date

We have reviewed this project and agree it meets minimum requirements.



Permit Administrator

7/12/2023

Date

**PERFORMANCE BOND COVERING ALL CABLE, CONDUIT AND/OR POLE LINE
ACTIVITY IN, UNDER, ACROSS OR ALONG FORT BEND COUNTY ROAD,
COMMERCIAL DRIVEWAY AND MEDIAN OPENINGS OR MODIFICATIONS
(AUTHORIZED)**

THE STATE OF TEXAS §
COUNTY OF FORT BEND §

BOND NO [REDACTED]
KNOW ALL MEN BY THESE PRESENTS:

THAT WE, B&D Contractors, Inc. whose (address, phone) is 37 Lyerly, Houston, Texas 77022 713-690-8933 Texas, hereinafter called the Principal, and United Fire & Casualty Company, a Corporation existing under and by virtue of the laws of the state of Iowa and authorized to do an indemnifying business in the state of Texas, and whose principal office is located at (name/address/phone) 118 Second Ave. S.E., Cedar Rapids, IA 52401 800-343-9130, whose officer residing in the State of Texas, authorized to accept service in all suits and actions brought within said state is Chase Wortham and whose address is 455 East Medical Center Blvd., Suite 400, Webster, TX 77598, hereinafter called the Surety, and held and firmly bound unto , KP George, County Judge of Fort Bend County, Texas, or his successors in office, in the full sum of Ten Thousand and No/100 Dollars (\$ 10,000.00) current, lawful money of the United States of America, to be paid to said KP George, County Judge of Fort Bend County, Texas, or his successors in office, to which payment well and truly to be made and done, we, the undersigned, bind ourselves and each of us, our heirs, executors, administrators, successors, assigns, and legal representatives, jointly and severally, by these presents.

THE CONDITION OF THIS BOND IS SUCH THAT, WHEREAS, the above bounden principal contemplates laying, constructing, maintaining and/or repairing one or more cables, conduits, and/or pole lines in, under, across and/or along roads, streets and highways, commercial driveway and median openings or modifications in the County of Fort Bend, and the State of Texas, under the jurisdiction of the Commissioners' Court of Fort Bend County, Texas, pursuant to the Commissioners' Court order adopted on the 1st day of December, A.D. 1980, recorded in Volume 13, of the Commissioners' Court Minutes of Fort Bend County, Texas, regulating same, which Commissioners' Court order is hereby referred to and made a part hereof for all purposes as though fully set out herein;


AND WHEREAS, the principal desires to provide Fort Bend County with a performance bond covering all such cable, conduit and/or pole line activity, commercial driveway and median openings or modifications;

NOW, THEREFORE, if the above bounden principal shall faithfully perform all its cable, conduit and/or pole line activity (including, but not limited to the laying, construction, maintenance and/or repair of cables, conduits and/or pole lines) in, under, across and/or along roads, streets and highways, commercial driveway and median openings or modifications in the County of Fort Bend and State of Texas, under the jurisdiction of the Commissioners Court of Fort Bend County, Texas, pursuant to and in accordance with minimum requirements and conditions of the above mentioned Commissioners' Court order set forth and specified to be by said principal done and performed, at the time and in the manner therein specified, and shall pay over and make good and reimburse Fort Bend County, all loss and damages which Fort Bend County may sustain by reason of any failure or default on the part of said principal, then this obligation shall be null and void, otherwise to remain in full force and effect.

This bond is payable at the County Courthouse in the County of Fort Bend and State of Texas.

It is understood that at any time Fort Bend County deems itself insecure under this bond, it may require further and/or additional bonds of the principal.

EXECUTED this 7th day of July, 2023.

B&D Contractors, Inc.


PRINCIPAL
DANIEL S. SOGULAS II
BY

United Fire & Casualty Company
SURETY


BY Theresa L. Gildart



UNITED FIRE & CASUALTY COMPANY, CEDAR RAPIDS, IA
 UNITED FIRE & INDEMNITY COMPANY, WEBSTER, TX
 FINANCIAL PACIFIC INSURANCE COMPANY, LOS ANGELES, CA
 CERTIFIED COPY OF POWER OF ATTORNEY

Inquiries: Surety Department
 118 Second Ave SE
 Cedar Rapids, IA 52401

(original on file at Home Office of Company – See Certification)

KNOW ALL PERSONS BY THESE PRESENTS, That United Fire & Casualty Company, a corporation duly organized and existing under the laws of the State of Iowa; United Fire & Indemnity Company, a corporation duly organized and existing under the laws of the State of Texas; and Financial Pacific Insurance Company, a corporation duly organized and existing under the laws of the State of California (herein collectively called the Companies), and having their corporate headquarters in Cedar Rapids, State of Iowa, does make, constitute and appoint

JEFF JONES, KEVIN JOHNSON, THERESA L. GILDART, EACH INDIVIDUALLY

their true and lawful Attorney(s)-in-Fact with power and authority hereby conferred to sign, seal and execute in its behalf all lawful bonds, undertakings and other obligatory instruments of similar nature provided that no single obligation shall exceed \$ 15,000,000.00 and to bind the Companies thereby as fully and to the same extent as if such instruments were signed by the duly authorized officers of the Companies and all of the acts of said Attorney, pursuant to the authority hereby given and hereby ratified and confirmed.

The Authority hereby granted is continuous and shall remain in full force and effect until revoked by United Fire & Casualty Company, United Fire & Indemnity Company, and Financial Pacific Insurance Company.

This Power of Attorney is made and executed pursuant to and by authority of the following bylaw duly adopted by the Boards of Directors of United Fire & Casualty Company, United Fire & Indemnity Company, and Financial Pacific Insurance Company.

“Article VI – Surety Bonds and Undertakings”

Section 2. Appointment of Attorney-in-Fact. “The President or any Vice President, or any other officer of the Companies may, from time to time, appoint by written certificates attorneys-in-fact to act in behalf of the Companies in the execution of policies of insurance, bonds, undertakings and other obligatory instruments of like nature. The signature of any officer authorized hereby, and the Corporate seal, may be affixed by facsimile to any power of attorney or special power of attorney or certification of either authorized hereby; such signature and seal, when so used, being adopted by the Companies as the original signature of such officer and the original seal of the Companies, to be valid and binding upon the Companies with the same force and effect as though manually affixed. Such attorneys-in-fact, subject to the limitations set of forth in their respective certificates of authority shall have full power to bind the Companies by their signature and execution of any such instruments and to attach the seal the Companies thereto. The President or any Vice President, the Board of Directors or any other officer of the Companies may at any time revoke all power and authority previously given to any attorney-in-fact.

IN WITNESS WHEREOF, the COMPANIES have each caused these presents to be signed by its vice president and its corporate seal to be hereto affixed this

15th day of November, 2017

UNITED FIRE & CASUALTY COMPANY
 UNITED FIRE & INDEMNITY COMPANY
 FINANCIAL PACIFIC INSURANCE COMPANY

By: *Dennis J. Richman*
 Vice President



State of Iowa, County of Linn, ss:

On 15th day of November, 2017, before me personally came Dennis J. Richmann to me known, who being by me duly sworn, did depose and say; that he resides in Cedar Rapids, State of Iowa; that he is a Vice President of United Fire & Casualty Company, a Vice President of United Fire & Indemnity Company, and a Vice President of Financial Pacific Insurance Company the corporations described in and which executed the above instrument; that he knows the seal of said corporations; that the seal affixed to the said instrument is such corporate seal; that it was so affixed pursuant to authority given by the Board of Directors of said corporations and that he signed his name thereto pursuant to like authority, and acknowledges same to be the act and deed of said corporations.



Judith A. Jones
 Notary Public
 My commission expires: 4/23/2024

I, Mary A. Bertsch, Assistant Secretary of United Fire & Casualty Company and Assistant Secretary of United Fire & Indemnity Company, and Assistant Secretary of Financial Pacific Insurance Company, do hereby certify that I have compared the foregoing copy of the Power of Attorney and affidavit, and the copy of the Section of the bylaws and resolutions of said Corporations as set forth in said Power of Attorney, with the ORIGINALS ON FILE IN THE HOME OFFICE OF SAID CORPORATIONS, and that the same are correct transcripts thereof, and of the whole of the said originals, and that the said Power of Attorney has not been revoked and is now in full force and effect.

In testimony whereof I have hereunto subscribed my name and affixed the corporate seal of the said Corporations this 7th day of July, 2023.



By: *Mary A. Bertsch*
 Assistant Secretary,
 UF&C & UF&I & FPIC



SURETY

*United Fire & Casualty Company
United Fire & Indemnity Company
Financial Pacific Insurance Company*

IMPORTANT NOTICE

TO OBTAIN INFORMATION OR MAKE A COMPLAINT:

You may call United Fire Group's toll free telephone number for information or to make a complaint at:

800-343-9130

You may also write to United Fire Group at:

United Fire Group
Attn: Surety Department
P.O. Box 73909
Cedar Rapids, IA 52407-3909

-or street address-

United Fire Group
Attn: Surety Department 118 Second Avenue
SE Cedar Rapids, IA 52401

-or email-

surety@unitedfiregroup.com

You may contact the Texas Department of Insurance to obtain information on companies, coverages, rights or complaints at:

800-252-3439

You may write the Texas Department of Insurance at:

Consumer Protection (111-1A)
P.O. Box 149091
Austin, TX 78714-9091
Fax: (512) 490-1007 Web: www.tdi.texas.gov
Email: ConsumerProtection@tdi.texas.gov

Premium or Claim Disputes:

Should you have a dispute concerning your premium or about a claim, you should contact United Fire Group first. If the dispute is not resolved, you may contact the Texas Department of Insurance.

ATTACH THIS NOTICE TO YOUR BOND. This notice is for information only and does not become a part or a condition of the attached document and is given to comply with Section 2253.021, Governmental Code, and Section 53-202, Property Code.

A:\1704\1801\Fort Bend County Standard\Fort Bend County Standard\Fort Bend County Standard\DRIVEWAY DETAILS FOR MAJOR ROADWAY CONSTRUCTION\DRIVEWAY DETAILS FOR MAJOR ROADWAY CONSTRUCTION.dwg



- NOTES:**
1. SAWCUT EXISTING DRIVEWAY AT R.O.W. LINE OR AS SHOWN ON DRAWING AND REMOVE EXISTING DRIVEWAY TO SAWCUT LINE.
 2. IF THERE IS EXISTING CURB ON DRIVEWAY, CONNECT PROPOSED CURB TO EXISTING CURB OTHERWISE, TAPER CURB HEIGHT AS SHOWN.
 3. SEE PAVEMENT DETAIL SHEET FOR CONCRETE CURB REINFORCEMENT.
 4. THIS DRIVEWAY INSTALLATION IS GOVERNED BY HARRIS COUNTY ITEM 360.

MINIMUM RADII REQUIREMENTS - DRIVEWAYS

	LOCAL	COLLECTOR/MAJOR
RESIDENTIAL	5'	-
COMMERCIAL	10'	25'

	PAVEMENT THICKNESS	COLLECTOR/MAJOR	RESIDENTIAL (MAJOR THROUGHFARE)	RESIDENTIAL (COLLECTORS AND LOCAL STREETS)
REINFORCEMENT	6"	#4 @ 24" O.C.E.W.	N/A	#4 @ 24" O.C.E.W.
	7"	#4 @ 24" O.C.E.W.	#4 @ 24" O.C.E.W.	#4 @ 24" O.C.E.W.
	8"	#4 @ 18" O.C.E.W.	#4 @ 18" O.C.E.W.	#4 @ 18" O.C.E.W.
EXPANSION DOWEL JOINT	6"	3/4" DIA. SMOOTH BAR	3/4" DIA. SMOOTH BAR	3/4" DIA. SMOOTH BAR
	7"	1" DIA. SMOOTH BAR	1" DIA. SMOOTH BAR	1" DIA. SMOOTH BAR
	8"	1" DIA. SMOOTH BAR	1" DIA. SMOOTH BAR	1" DIA. SMOOTH BAR
CONSTRUCTION JOINT DOWEL	ALL	#5 REBAR	#5 REBAR	#5 REBAR
	ALL	6" CEMENT-STABILIZED SAND	2" BANK SAND	2" BANK SAND
RUNNING SLOPE	ALL	2% TO 4%	2% TO 6%	2% TO 10%*

*10% ALLOWABLE ON PRIVATELY CONSTRUCTED PROJECTS
6% MAX ON PUBLIC PROJECTS

NO.	REVISIONS	DATE	NAME
1	ORIGINAL STANDARD ISSUED	2-1-21	RBB

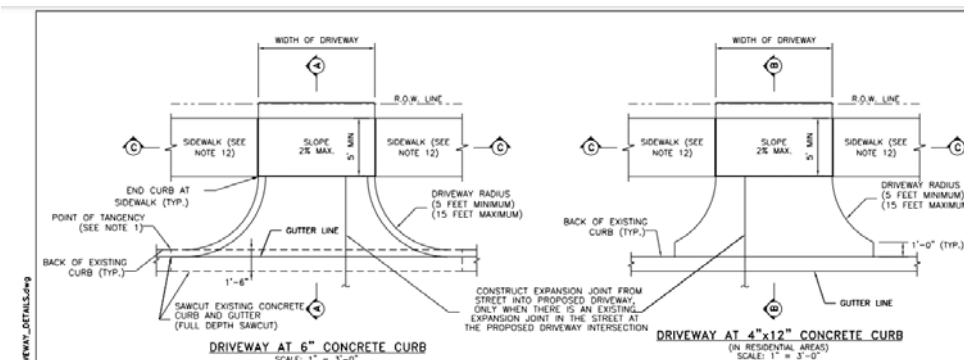
FORT BEND COUNTY ENGINEERING DEPARTMENT



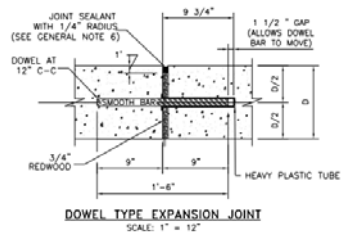
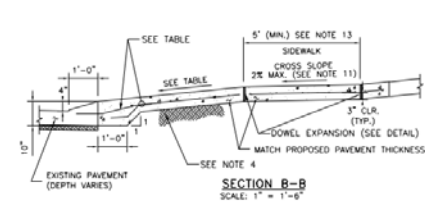
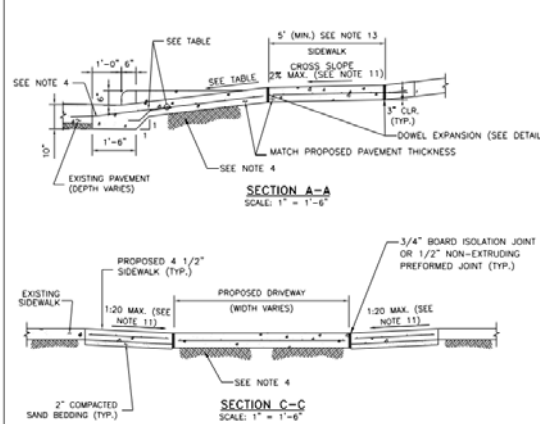
CONSULTANT LOGO (LAYER "C-NON-PRINT")

FOR INTERIM REVIEW ONLY
DOCUMENT COMPLETE
NOT IN READY FOR CONSTRUCTION
REINFORCEMENT BARBERS
(LAYER "C-NON-PRINT")
P.E. SERIAL NO.
DATE:

PROJECT TITLE:	DATE:	FRCD STANDARD
DRIVEWAY DETAILS FOR MAJOR ROADWAY CONSTRUCTION	2-1-21	# / #



- NOTES:**
1. PROPOSED DRIVEWAY AT 6" CONCRETE CURB SHALL MATCH EXISTING CURB AT POINT OF TANGENCY.
 2. PROPOSED DRIVEWAY SHALL BE BUILT WITH PORTLAND CEMENT CONCRETE, 5 1/2 SACK MINIMUM PER CURE YARD, 3,500 PSI STRENGTH AT 28 DAYS, THIS DRIVEWAY INSTALLATION IS GOVERNED BY HARRIS COUNTY ITEM 360.
 3. COMPACTION OF SUBGRADE TO 95% OF STANDARD PROCTOR DENSITY (ASTM D698) (+/- 2% OPTIMUM MOISTURE) FOR PROPOSED DRIVEWAY CONNECTION. THE COUNTY ENGINEER RESERVES THE RIGHT TO INSPECT AND REQUIRE LABORATORY TEST TO BE CONDUCTED.
 4. FOR COMMERCIAL DRIVEWAYS, USE 6" OF COMPACTED CEMENT STABILIZED SAND. FOR RESIDENTIAL DRIVEWAYS, USE 2" OF COMPACTED BANK SAND.
 5. A PROPOSED DRIVEWAY TO BE BUILT ON A CORNER LOT CANNOT BE LOCATED WITHIN ANY PORTION OF THE PUBLIC STREET CURB RADIUS (THE POINTS OF TANGENCY MAY BE THE SAME POINT ALONG THE STREET CURB LINE).
 6. PROPOSED DRIVEWAY REINFORCING STEEL SHALL BE TIED TO EXISTING CONCRETE PAVEMENT WITH A MINIMUM LAP OF 18 INCHES.
 7. IF EXISTING STREET REBAR IS CUT OFF, THEN #4 DOWEL BARS (18" LONG) NEED TO BE INSTALLED AT 24" SPACING, EMBEDDED 9 INCHES AND EXPOSED OR MATCH EXISTING SPACING IF TIGHTER.
 8. 3" NON-METALLIC CHAIRS ARE REQUIRED.
 9. FOR CAPITAL IMPROVEMENT PROJECTS, THE SUBGRADE SHALL BE STABILIZED ACCORDING TO THE GEOTECHNICAL REPORT RECOMMENDATIONS.
 10. SAW AND SEAL ALL CONSTRUCTION JOINTS.
 11. SIDEWALK SLOPES SHALL COMPLY WITH THE TEXAS ACCESSIBILITY STANDARDS 403.3 "SLOPE".
 12. IF SIDEWALK IS EXISTING, SEE SECTION C-C.
 13. SIDEWALKS MAY BE REDUCED TO 4' IN FRONT OF SINGLE-FAMILY RESIDENTIAL LOTS WHEN A 5' PASSING AREA IS PROVIDED IN THE DRIVEWAY.
 14. FOR SIDEWALK DETAILS SEE SIDEWALK DETAILS SHEET



	PAVEMENT THICKNESS	COLLECTOR/MAJOR	RESIDENTIAL (MAJOR THROUGHFARE)	RESIDENTIAL (COLLECTORS AND LOCAL STREETS)
REINFORCEMENT	6"	#4 @ 24" O.C.E.W.	N/A	#4 @ 24" O.C.E.W.
	7"	#4 @ 24" O.C.E.W.	#4 @ 24" O.C.E.W.	#4 @ 24" O.C.E.W.
	8"	#4 @ 18" O.C.E.W.	#4 @ 18" O.C.E.W.	#4 @ 18" O.C.E.W.
EXPANSION DOWEL JOINT	6"	3/4" DIA. SMOOTH BAR	3/4" DIA. SMOOTH BAR	3/4" DIA. SMOOTH BAR
	7"	1" DIA. SMOOTH BAR	1" DIA. SMOOTH BAR	1" DIA. SMOOTH BAR
	8"	1" DIA. SMOOTH BAR	1" DIA. SMOOTH BAR	1" DIA. SMOOTH BAR
CONSTRUCTION JOINT DOWEL	ALL	#5 REBAR	#5 REBAR	#5 REBAR
	ALL	6" CEMENT-STABILIZED SAND	2" BANK SAND	2" BANK SAND
RUNNING SLOPE	ALL	2% TO 4%	2% TO 6%	2% TO 10%*

*10% ALLOWABLE ON PRIVATELY CONSTRUCTED PROJECTS
6% MAX ON PUBLIC PROJECTS

NO.	REVISIONS	DATE	NAME
1	ORIGINAL STANDARD ISSUED	2-1-21	RBB

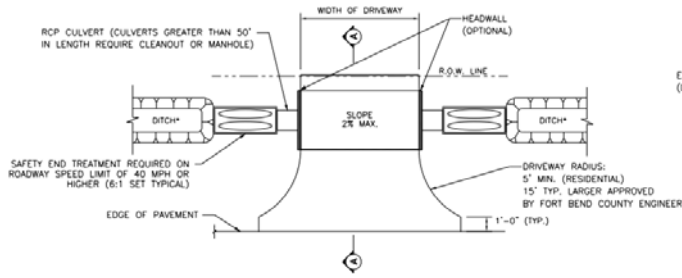
FORT BEND COUNTY ENGINEERING DEPARTMENT



CONSULTANT LOGO (LAYER "C-NON-PRINT")

FOR INTERIM REVIEW ONLY
DOCUMENT COMPLETE
NOT IN READY FOR CONSTRUCTION
REINFORCEMENT BARBERS
(LAYER "C-NON-PRINT")
P.E. SERIAL NO.
DATE:

PROJECT TITLE:	DATE:	FRCD STANDARD
DRIVEWAY DETAILS FOR RESIDENTIAL DRIVEWAYS	2-1-21	# / #



OPEN DITCH DRIVEWAY
*DITCH IS TO HAVE 4:1 SLOPE

MINIMUM RADI REQUIREMENTS - DRIVEWAYS		
	LOCAL	COLLECTOR/MAJOR
RESIDENTIAL	5'	-
COMMERCIAL	10'	25'



ASPHALT APRON DETAIL - DRIVEWAY PROFILE FOR CULVERT DRAINAGE



SECTION A-A FOR RESIDENTIAL DRIVEWAYS



SECTION A-A FOR COMMERCIAL DRIVEWAYS

NO.	REVISIONS	DATE	NAME
1	ORIGINAL STANDARD ISSUED	2-1-21	FWR
2			
3			
4			

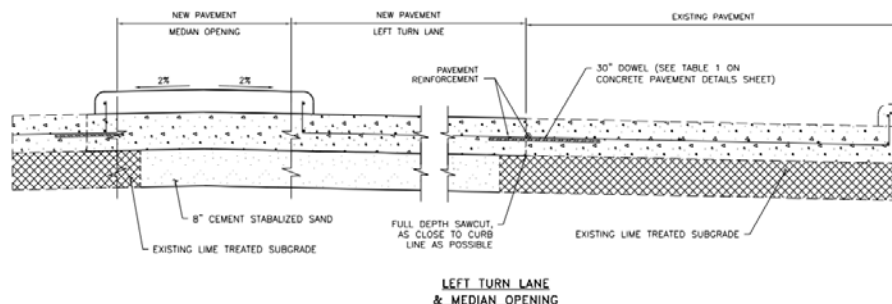
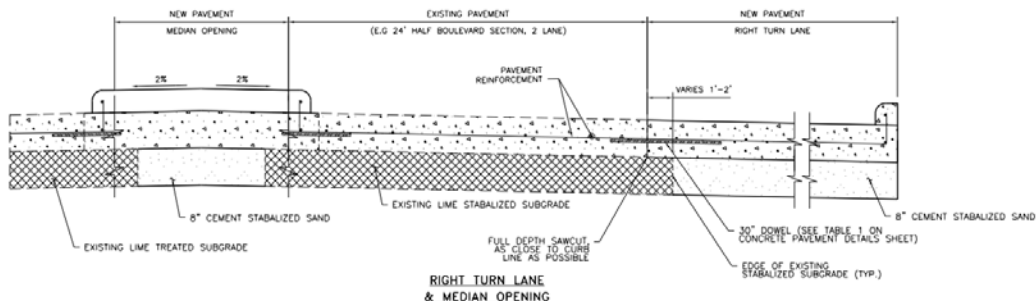
FORT BEND COUNTY ENGINEERING DEPARTMENT



CONSULTANT LOGO (LAYER "C-NON-PRINT")

FOR INTERIM REVIEW ONLY
DOCUMENT INCOMPLETE:
NOT ADVISED FOR CONSTRUCTION.
BEARING THE RISK OF DAMAGES
(LAYER "C-NON-PRINT")
P.E. SERIAL No.
DATE:

PROJECT TITLE	DRAWN BY	FRCD STANDARD
ASPHALT DRIVEWAY DETAILS	FRCD	
	CHECKED BY	
	DATE	
	APPROVED BY:	
		SHEET NO. # / #



NOTES
1. FOR CONCRETE PAVEMENT REINFORCEMENT AND JOINT DETAILS, SEE CONCRETE PAVEMENT DETAILS SHEET

NO.	REVISIONS	DATE	NAME
1	ORIGINAL STANDARD ISSUED	2-1-21	FWR
2			
3			
4			

FORT BEND COUNTY ENGINEERING DEPARTMENT



CONSULTANT LOGO (LAYER "C-NON-PRINT")

FOR INTERIM REVIEW ONLY
DOCUMENT INCOMPLETE:
NOT ADVISED FOR CONSTRUCTION.
BEARING THE RISK OF DAMAGES
(LAYER "C-NON-PRINT")
P.E. SERIAL No.
DATE:

PROJECT TITLE	DRAWN BY	FRCD STANDARD
TURN LANE & MEDIAN OPENING DETAIL	FRCD	
	CHECKED BY	
	DATE	
	APPROVED BY:	
		SHEET NO. # / #




- A. TYPES OF FILTER DAMS**
1. TYPE 1 (NON-REINFORCED)
 - a. HEIGHT - 18-24 INCHES. MEASURE VERTICALLY FROM EXISTING GROUND TO TOP OF FILTER DAM.
 - b. TOP WIDTH - 2 FEET (MINIMUM).
 - c. SLOPES - 2:1 (MAXIMUM).
 2. TYPE 2 (REINFORCED)
 - a. HEIGHT - 18-36 INCHES. MEASURE VERTICALLY FROM EXISTING GROUND TO TOP OF FILTER DAM.
 - b. TOP WIDTH - 2 FEET (MINIMUM).
 - c. SLOPES - 2:1 (MAXIMUM).
 3. TYPE 3 (REINFORCED)
 - a. HEIGHT - 36-48 INCHES. MEASURE VERTICALLY FROM EXISTING GROUND TO TOP OF FILTER DAM.
 - b. TOP WIDTH - 2 FEET (MINIMUM).
 - c. SLOPES - 3:1 (MAXIMUM).
 4. TYPE 4 (GABION)
 - a. HEIGHT - 30 INCHES (MINIMUM). MEASURE VERTICALLY FROM EXISTING GROUND TO TOP OF FILTER DAM.
 - b. TOP WIDTH - 2 FEET (MINIMUM).
 5. TYPE 5. AS SHOWN ON THE PLANS.
- B. CONSTRUCT FILTER DAMS ACCORDING TO THE FOLLOWING CRITERIA UNLESS SHOWN OTHERWISE ON THE PLANS.**
1. TYPE 2 AND 3 FILTER DAMS: SECURE WITH 20 GAUGE GALVANIZED BROWN WIRE MESH WITH 1 INCH DIAMETER HEXAGONAL OPENINGS.
 2. PLACE GRANULAR FILL ON THE WIRE MESH TO HEIGHT AND SLOPES SHOWN ON PLANS OR AS SPECIFIED BY THE ENGINEER.
 - a. 3-5 INCHES FOR ROCK FILTER DAM TYPES 1, 2 AND 4.
 - b. 4-8 INCHES FOR ROCK FILTER DAM TYPE REFER TO GRANULAR FILL IN SPECIFICATION SECTION NO. 02378 RIPRAP AND GRANULAR FILL.
 3. FOLD WIRE MESH AT UPSTREAM SIDE OVER GRANULAR FILL AND TIGHTLY SECURED TO ITSELF ON THE DOWNSTREAM SIDE USING WIRE TIES OR HOOD RINGS.
 4. IN STREAMS: SECURE OR STAKE MESH TO STREAM BED PRIOR TO AGGREGATE PLACEMENT.
 5. SEE HCFCD SPECIFICATION SECTION NO. 02364-FILTER DAMS.
- EMBED ONE FOOT MINIMUM INTO SLOPE AND RAISE ONE FOOT HIGHER THAN CENTER OF DEPRESSED AREA AT SLOPE.

NO.	REVISIONS	DATE	NAME
1	ORIGINAL STANDARD ISSUED	2-1-21	RWB

FORT BEND COUNTY
ENGINEERING DEPARTMENT



CONSULTANT LOGO
(LAYER "C-NON-PRINT")



FOR INTERIM REVIEW ONLY	PROJECT TITLE:	FIXED STANDARD
DOCUMENT COMPLETE	DRAWING BY: []	STORM WATER POLLUTION
NOT ISSUED FOR CONSTRUCTION	DATE: 2-1-21	PREVENTION PLAN DETAILS
(LAYER "C-NON-PRINT")	APPROVED BY: []	SHEET NO. []