



**PERMIT APPLICATION REVIEW FORM FOR
CABLE, CONDUIT, AND POLE LINE ACTIVITY
IN FORT BEND COUNTY**

**Fort Bend County
Engineering Department**
301 Jackson Suite 401
Richmond, Texas 77469
281.633.7500
Permits@fortbendcountytx.gov

Right of Way Permit

Commercial Driveway Permit

Permit No: 2023-59014

Applicant: NORKON Construction, LLC

Job Location Site: Clayhead Road, Richmond, TX 77406

Bond No. **Date of Bond:** 1/10/2023 **Amount:** \$83,991.00

The above applicant came to make use of certain Fort Bend County property subject to, "The Order Regulating the Laying, Construction, Maintenance, and Repair of Buried Cables, Conduits, and Pole Lines, In, Under, Across or Along Roads, Streets, Highways, and Drainage Ditches in Fort Bend County, Texas, Under the Jurisdiction of the Commissioners Court of Fort Bend County, Texas," as passed by the Commissioners Court of Fort Bend County, Texas, of the Minutes of the Commissioners Court of Fort Bend County, Texas, to the extent that such order is not inconsistent with Chapter 181, Vernon's Texas Statutes and Codes Annotated.

Notes:

1. Evidence of review by the Commissioners Court must be kept on the job site and failure to do so constitutes grounds for job shutdown.
2. Written notices are required, via email, for certain construction activities in County right-of-way. Contact permits@fbctx.gov for a copy of the notification procedure applicable to your project.
3. This permit expires one (1) year from date of permit if construction has not commenced.
4. This permit applies to work performed within right-of-ways owned and maintained by Fort Bend County only, and it is the responsibility of the applicant to acquire all other necessary permits and permissions.

On this 24th day of January, 2023, Upon Motion of Commissioner _____, seconded by Commissioner _____, duly put and carried, it is ORDERED, ADJUDGED AND DECREED that said notice of said above purpose is hereby acknowledged by the Commissioners Court of Fort Bend County, Texas, and that said notice be placed on record according to the regulation order thereof.

Signature

Presented to Commissioners Court and approved.

By: _____

Sean Egerton
County Engineer

Date Recorded _____ Comm. Court No. _____

Clerk of Commissioners Court

By: _____

Adam Wright
Drainage District Engineer/Manager

By: _____
Deputy



**REVIEW BY FORT BEND COUNTY
COMMISSIONERS COURT**

**Fort Bend County
Engineering Department**
301 Jackson Suite 401
Richmond, Texas 77469
281.633.7500
Permits@fortbendcountytexas.gov

- Right of Way Permit**
 - Commercial Driveway Permit**
- Permit No: 2023-59014

The following "Notice of Proposed Cable, Conduit, and/or Pole Line activity in Fort Bend County" and accompanying attachments have been reviewed and the notice conforms to appropriate regulations set by Commissioner's Court of Fort Bend County, Texas.

(1) COMPLETE APPLICATION FORM:

- a. Name of road, street, and/or drainage ditch affected.
- b. Vicinity map showing course of directions
- c. Plans and specifications

(2) BOND:

- County Attorney, approval when applicable.
- Perpetual bond currently posted. Bond No: _____ Amount: _____
- Performance bond submitted. Bond No: XXXXXXXXXX Amount: \$83,991.00
- Cashier's Check Check No: _____ Amount: _____

(3) DRAINAGE DISTRICT APPROVAL (WHEN APPLICABLE):

Adam Wright
Drainage District Approval

1/13/23
Date

We have reviewed this project and agree it meets minimum requirements.

Ken Egerton
Permit Administrator

1/13/2023
Date

**PERFORMANCE BOND COVERING ALL CABLE, CONDUIT AND/OR POLE LINE
ACTIVITY IN, UNDER, ACROSS OR ALONG FORT BEND COUNTY ROAD,
COMMERCIAL DRIVEWAY AND MEDIAN OPENINGS OR MODIFICATIONS
(AUTHORIZED)**

BOND NO. [REDACTED]

THE STATE OF TEXAS §
COUNTY OF FORT BEND §

KNOW ALL MEN BY THESE PRESENTS:

THAT WE, Norkon Construction, LLC whose (address, phone) is P.O. Box 3003
Humble, TX 77347 832-289-5838 Texas, hereinafter called the Principal, and Atlantic Specialty Insurance Company, a
Corporation existing under and by virtue of the laws of the state of NY and authorized to do an indemnifying
business in the state of Texas, and whose principal office is located at (name/address/phone) Atlantic Specialty Insurance Company
605 Highway 169 North, Suite 800, Plymouth, MN 55441 952-852-2431, whose officer residing in the State of Texas, authorized to accept
service in all suits and actions brought within said state is Jeff Barbier and whose address is 9277 W. Sam Houston
Houston, TX 77064 Parkway North, Suite 130, hereinafter called the Surety, and held and firmly bound unto KP George, County Judge of
Fort Bend County, Texas, or his successors in office, in the full sum of Eighty Three Thousand Nine Hundred Ninety One Dollars and
00/100 Dollars (\$ 83,991.00) current, lawful money of the United States of America, to be paid to said KP George,
County Judge of Fort Bend County, Texas, or his successors in office, to which payment well and truly to be made and done,
we, the undersigned, bind ourselves and each of us, our heirs, executors, administrators, successors, assigns, and legal
representatives, jointly and severally, by these presents.

THE CONDITION OF THIS BOND IS SUCH THAT, WHEREAS, the above bounden principal contemplates laying,
constructing, maintaining and/or repairing one or more cables, conduits, and/or pole lines in, under, across and/or along roads,
streets and highways, commercial driveway and median openings or modifications in the County of Fort Bend, and the State of
Texas, under the jurisdiction of the Commissioners' Court of Fort Bend County, Texas, pursuant to the Commissioners' Court
order adopted on the 1st day of December, A.D. 1980, recorded in Volume 13, of the Commissioners' Court Minutes of Fort Bend
County, Texas, regulating same, which Commissioners' Court order is hereby referred to and made a part hereof for all purposes
as though fully set out herein;

AND WHEREAS, the principal desires to provide Fort Bend County with a performance bond covering all such cable,
conduit and/or pole line activity, commercial driveway and median openings or modifications;

NOW, THEREFORE, if the above bounden principal shall faithfully perform all its cable, conduit and/or pole line activity
(including, but not limited to the laying, construction, maintenance and/or repair of cables, conduits and/or pole lines) in, under,
across and/or along roads, streets and highways, commercial driveway and median openings or modifications in the County of
Fort Bend and State of Texas, under the jurisdiction of the Commissioners Court of Fort Bend County, Texas, pursuant to and
in accordance with minimum requirements and conditions of the above mentioned Commissioners' Court order set forth and
specified to be by said principal done and performed, at the time and in the manner therein specified, and shall pay over and
make good and reimburse Fort Bend County, all loss and damages which Fort Bend County may sustain by reason of any
failure or default on the part of said principal, then this obligation shall be null and void, otherwise to remain in full force and
effect.

This bond is payable at the County Courthouse in the County of Fort Bend and State of Texas.

It is understood that at any time Fort Bend County deems itself insecure under this bond, it may require further and/or
additional bonds of the principal.

EXECUTED this 10th day of January, 2023 .

Norkon Construction, LLC
PRINCIPAL

BY Raul Ortega President

Atlantic Specialty Insurance Company
SURETY

BY Rebecca Garza, Attorney-in-Fact

Surety Phone No. 952-852-2431





Power of Attorney

Surety Bond No: [REDACTED]

Principal: Norkon Construction, LLC
Obligee: County of Fort Bend, K.P. George, County Judge

KNOW ALL MEN BY THESE PRESENTS, that ATLANTIC SPECIALTY INSURANCE COMPANY, a New York corporation with its principal office in Plymouth, Minnesota, does hereby constitute and appoint: Rebecca Garza, each individually if there be more than one named, its true and lawful Attorney-in-Fact, to make, execute, seal and deliver, for and on its behalf as surety, any and all bonds, recognizances, contracts of indemnity, and all other writings obligatory in the nature thereof; provided that no bond or undertaking executed under this authority shall exceed in amount the sum of: sixty million dollars (\$60,000,000) and the execution of such bonds, recognizances, contracts of indemnity, and all other writings obligatory in the nature thereof in pursuance of these presents, shall be as binding upon said Company as if they had been fully signed by an authorized officer of the Company and sealed with the Company seal. This Power of Attorney is made and executed by authority of the following resolutions adopted by the Board of Directors of ATLANTIC SPECIALTY INSURANCE COMPANY on the twenty-fifth day of September, 2012:

Resolved: That the President, any Senior Vice President or Vice-President (each an "Authorized Officer") may execute for and in behalf of the Company any and all bonds, recognizances, contracts of indemnity, and all other writings obligatory in the nature thereof, and affix the seal of the Company thereto; and that the Authorized Officer may appoint and authorize an Attorney-in-Fact to execute on behalf of the Company any and all such instruments and to affix the Company seal thereto; and that the Authorized Officer may at any time remove any such Attorney-in-Fact and revoke all power and authority given to any such Attorney-in-Fact;

Resolved: That the Attorney-in-Fact may be given full power and authority to execute for and in the name and on behalf of the Company any and all bonds, recognizances, contracts of indemnity, and all other writings obligatory in the nature thereof, and any such instrument executed by any such Attorney-in-Fact shall be as binding upon the Company as if signed and sealed by an Authorized Officer and, further, the Attorney-in-Fact is hereby authorized to verify any affidavit required to be attached to bonds, recognizances, contracts of indemnity, and all other writings obligatory in the nature thereof.

This power of attorney is signed and sealed by facsimile under the authority of the following Resolution adopted by the Board of Directors of ATLANTIC SPECIALTY INSURANCE COMPANY on the twenty-fifth day of September, 2012:

Resolved: That the signature of an Authorized Officer, the signature of the Secretary or the Assistant Secretary, and the Company seal may be affixed by facsimile to any power of attorney or to any certificate relating thereto appointing an Attorney-in-Fact for purposes only of executing and sealing any bond, undertaking, recognizance or other written obligation in the nature thereof, and any such signature and seal where so used, being hereby adopted by the Company as the original signature of such officer and the original seal of the Company, to be valid and binding upon the Company with the same force and effect as though manually affixed.


IN WITNESS WHEREOF, ATLANTIC SPECIALTY INSURANCE COMPANY has caused these presents to be signed by an Authorized Officer and the seal of the Company to be affixed this fifth day of March, 2020.

STATE OF MINNESOTA
HENNEPIN COUNTY



By *Paul J. Brehm*
Paul J. Brehm, Senior Vice President

On this fifth day of March, 2020, before me personally came Paul J. Brehm, Senior Vice President of ATLANTIC SPECIALTY INSURANCE COMPANY, to me personally known to be the individual and officer described in and who executed the preceding instrument, and he acknowledged the execution of the same, and being by me duly sworn, that he is the said officer of the Company aforesaid, and that the seal affixed to the preceding instrument is the seal of said Company and that the said seal and the signature as such officer was duly affixed and subscribed to the said instrument by the authority and at the direction of the Company.



Alison Wash-Trout
Notary Public

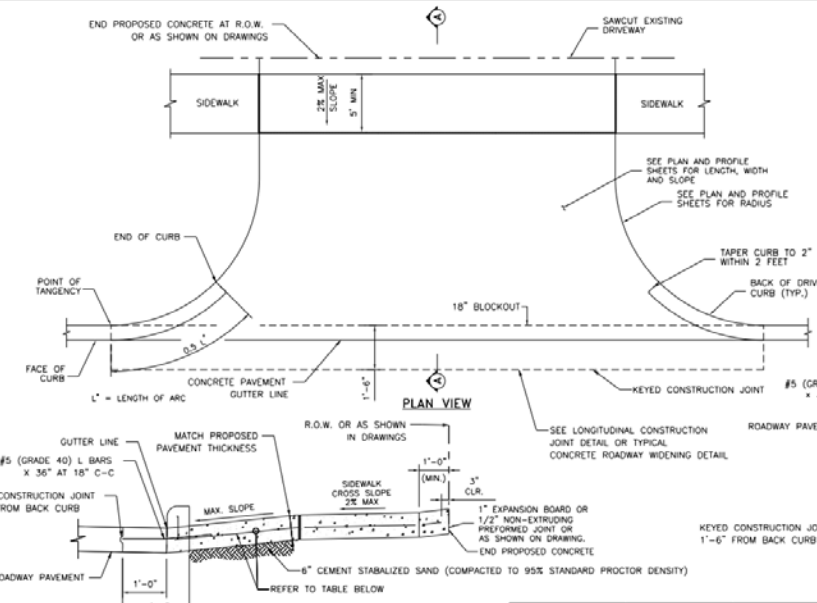
I, the undersigned, Assistant Secretary of ATLANTIC SPECIALTY INSURANCE COMPANY, a New York Corporation, do hereby certify that the foregoing power of attorney is in full force and has not been revoked, and the resolutions set forth above are now in force.

Signed and sealed. Dated 10th day of January, 2023.



Christopher V. Jerry
Christopher V. Jerry, Secretary

A:\1704\1801\Fort Bend County Standard\Fort Bend County Standard\Fort Bend County Standard\DRIVEWAY DETAILS FOR MAJOR ROADWAY CONSTRUCTION\DRIVEWAY DETAILS FOR MAJOR ROADWAY CONSTRUCTION.dwg



- NOTES:**
1. SAWCUT EXISTING DRIVEWAY AT R.O.W. LINE OR AS SHOWN ON DRAWING AND REMOVE EXISTING DRIVEWAY TO SAWCUT LINE.
 2. IF THERE IS EXISTING CURB ON DRIVEWAY, CONNECT PROPOSED CURB TO EXISTING CURB OTHERWISE, TAPER CURB HEIGHT AS SHOWN.
 3. SEE PAVEMENT DETAIL SHEET FOR CONCRETE CURB REINFORCEMENT.
 4. THIS DRIVEWAY INSTALLATION IS GOVERNED BY HARRIS COUNTY ITEM 360.

MINIMUM RADII REQUIREMENTS - DRIVEWAYS

	LOCAL	COLLECTOR/MAJOR
RESIDENTIAL	5'	-
COMMERCIAL	10'	25'

	PAVEMENT THICKNESS	COLLECTOR/MAJOR	RESIDENTIAL (MAJOR THROUGHFARE)	RESIDENTIAL (COLLECTORS AND LOCAL STREETS)
REINFORCEMENT	6"	#4 @ 24" O.C.E.W.	N/A	#4 @ 24" O.C.E.W.
	7"	#4 @ 24" O.C.E.W.	#4 @ 24" O.C.E.W.	#4 @ 24" O.C.E.W.
	8"	#4 @ 18" O.C.E.W.	#4 @ 18" O.C.E.W.	#4 @ 18" O.C.E.W.
EXPANSION DOWEL JOINT	6"	3/4" DIA. SMOOTH BAR	3/4" DIA. SMOOTH BAR	3/4" DIA. SMOOTH BAR
	7"	1" DIA. SMOOTH BAR	1" DIA. SMOOTH BAR	1" DIA. SMOOTH BAR
	8"	1" DIA. SMOOTH BAR	1" DIA. SMOOTH BAR	1" DIA. SMOOTH BAR
CONSTRUCTION JOINT DOWEL	ALL	#5 REBAR	#5 REBAR	#5 REBAR
	ALL	6" CEMENT-STABILIZED SAND	2" BANK SAND	2" BANK SAND
SUBGRADE	ALL	6" CEMENT-STABILIZED SAND	2" BANK SAND	2" BANK SAND
RUNNING SLOPE	ALL	2% TO 4%	2% TO 6%	2% TO 10%

*10% ALLOWABLE ON PRIVATELY CONSTRUCTED PROJECTS
6% MAX ON PUBLIC PROJECTS

NO.	REVISIONS	DATE	NAME
1	ORIGINAL STANDARD ISSUED	2-1-21	RBB

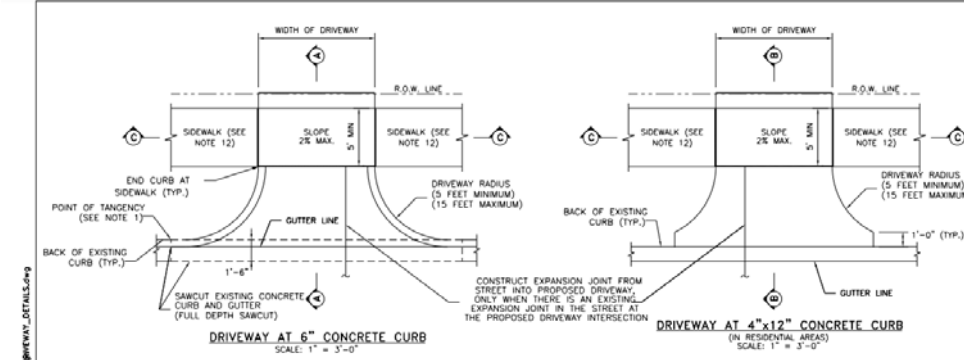
FORT BEND COUNTY
ENGINEERING DEPARTMENT



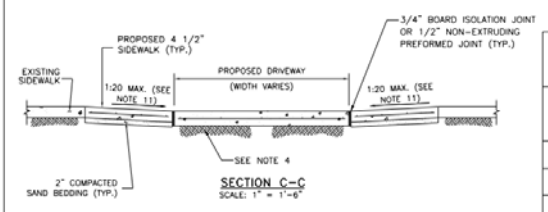
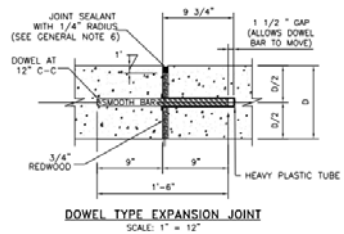
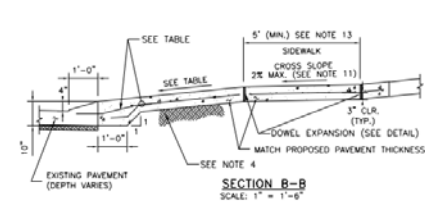
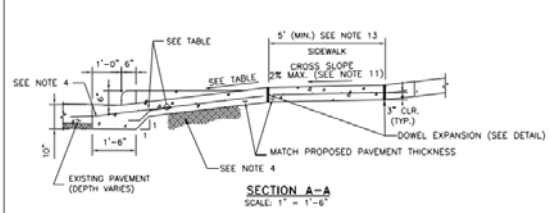
CONSULTANT LOGO
(LAYER "C-NON-PRINT")

FOR INTERIM REVIEW ONLY
DOCUMENT INCOMPLETE
NOT SUITABLE FOR CONSTRUCTION
REINFORCEMENT BARBERS
(LAYER "C-NON-PRINT")
P.E. SERIAL NO.
DATE:

PROJECT TITLE:	DATE:	FRCD STANDARD
DRIVEWAY DETAILS FOR MAJOR ROADWAY CONSTRUCTION	2-1-21	# / #



- NOTES:**
1. PROPOSED DRIVEWAY AT 6" CONCRETE CURB SHALL MATCH EXISTING CURB AT POINT OF TANGENCY.
 2. PROPOSED DRIVEWAY SHALL BE BUILT WITH PORTLAND CEMENT CONCRETE, 5 1/2 SACK MINIMUM PER CURE YARD, 3,500 PSI STRENGTH AT 28 DAYS, THIS DRIVEWAY INSTALLATION IS GOVERNED BY HARRIS COUNTY ITEM 360.
 3. COMPACTION OF SUBGRADE TO 95% OF STANDARD PROCTOR DENSITY (ASTM D698) (± 2% OPTIMUM MOISTURE) FOR PROPOSED DRIVEWAY CONNECTION. THE COUNTY ENGINEER RESERVES THE RIGHT TO INSPECT AND REQUIRE LABORATORY TEST TO BE CONDUCTED.
 4. FOR COMMERCIAL DRIVEWAYS, USE 6" OF COMPACTED CEMENT STABILIZED SAND. FOR RESIDENTIAL DRIVEWAYS, USE 2" OF COMPACTED BANK SAND.
 5. A PROPOSED DRIVEWAY TO BE BUILT ON A CORNER LOT CANNOT BE LOCATED WITHIN ANY PORTION OF THE PUBLIC STREET CURB RADIUS (THE POINTS OF TANGENCY MAY BE THE SAME POINT ALONG THE STREET CURB LINE).
 6. PROPOSED DRIVEWAY REINFORCING STEEL SHALL BE TIED TO EXISTING CONCRETE PAVEMENT WITH A MINIMUM LAP OF 18 INCHES.
 7. IF EXISTING STREET REBAR IS CUT OFF, THEN #4 DOWEL BARS (18" LONG) NEED TO BE INSTALLED AT 24" SPACING, EMBEDDED 9 INCHES AND EXPOSED OR MATCH EXISTING SPACING IF TIGHTER.
 8. 3" NON-METALLIC CHAIRS ARE REQUIRED.
 9. FOR CAPITAL IMPROVEMENT PROJECTS, THE SUBGRADE SHALL BE STABILIZED ACCORDING TO THE GEOTECHNICAL REPORT RECOMMENDATIONS.
 10. SAW AND SEAL ALL CONSTRUCTION JOINTS.
 11. SIDEWALK SLOPES SHALL COMPLY WITH THE TEXAS ACCESSIBILITY STANDARDS 403.3 "SLOPE".
 12. IF SIDEWALK IS EXISTING, SEE SECTION C-C.
 13. SIDEWALKS MAY BE REDUCED TO 4' IN FRONT OF SINGLE-FAMILY RESIDENTIAL LOTS WHEN A 5' PASSING AREA IS PROVIDED IN THE DRIVEWAY.
 14. FOR SIDEWALK DETAILS SEE SIDEWALK DETAILS SHEET



	PAVEMENT THICKNESS	COLLECTOR/MAJOR	RESIDENTIAL (MAJOR THROUGHFARE)	RESIDENTIAL (COLLECTORS AND LOCAL STREETS)
REINFORCEMENT	6"	#4 @ 24" O.C.E.W.	N/A	#4 @ 24" O.C.E.W.
	7"	#4 @ 24" O.C.E.W.	#4 @ 24" O.C.E.W.	#4 @ 24" O.C.E.W.
	8"	#4 @ 18" O.C.E.W.	#4 @ 18" O.C.E.W.	#4 @ 18" O.C.E.W.
EXPANSION DOWEL JOINT	6"	3/4" DIA. SMOOTH BAR	3/4" DIA. SMOOTH BAR	3/4" DIA. SMOOTH BAR
	7"	1" DIA. SMOOTH BAR	1" DIA. SMOOTH BAR	1" DIA. SMOOTH BAR
	8"	1" DIA. SMOOTH BAR	1" DIA. SMOOTH BAR	1" DIA. SMOOTH BAR
CONSTRUCTION JOINT DOWEL	ALL	#5 REBAR	#5 REBAR	#5 REBAR
	ALL	6" CEMENT-STABILIZED SAND	2" BANK SAND	2" BANK SAND
SUBGRADE	ALL	6" CEMENT-STABILIZED SAND	2" BANK SAND	2" BANK SAND
RUNNING SLOPE	ALL	2% TO 4%	2% TO 6%	2% TO 10%

*10% ALLOWABLE ON PRIVATELY CONSTRUCTED PROJECTS
6% MAX ON PUBLIC PROJECTS

NO.	REVISIONS	DATE	NAME
1	ORIGINAL STANDARD ISSUED	2-1-21	RBB

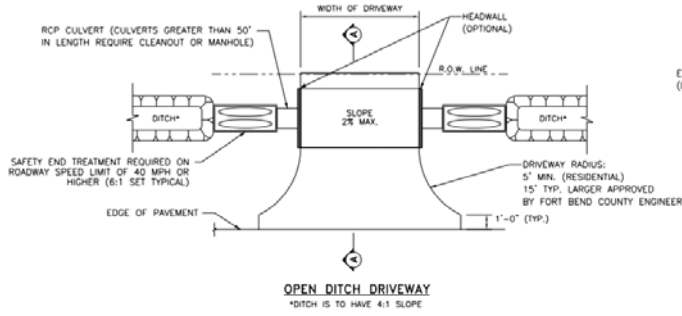
FORT BEND COUNTY
ENGINEERING DEPARTMENT



CONSULTANT LOGO
(LAYER "C-NON-PRINT")

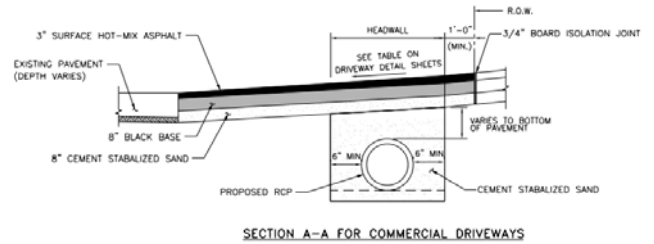
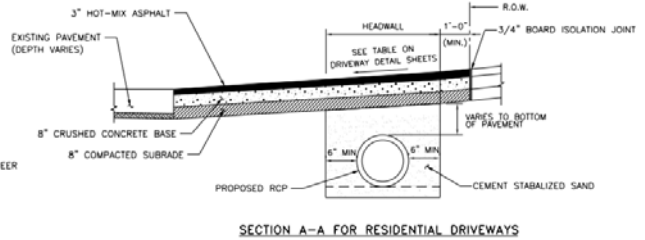
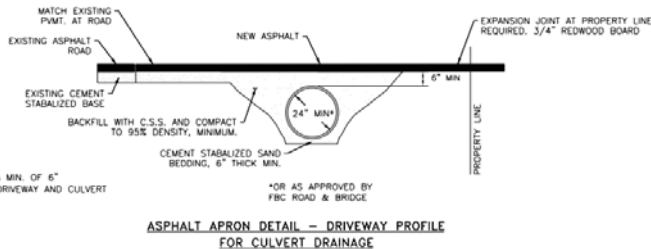
FOR INTERIM REVIEW ONLY
DOCUMENT INCOMPLETE
NOT SUITABLE FOR CONSTRUCTION
REINFORCEMENT BARBERS
(LAYER "C-NON-PRINT")
P.E. SERIAL NO.
DATE:

PROJECT TITLE:	DATE:	FRCD STANDARD
DRIVEWAY DETAILS FOR RESIDENTIAL DRIVEWAYS	2-1-21	# / #



MINIMUM RADI REQUIREMENTS - DRIVEWAYS

	LOCAL	COLLECTOR/MAJOR
RESIDENTIAL	5'	-
COMMERCIAL	10'	25'



NO.	REVISIONS	DATE	NAME
1	ORIGINAL STANDARD ISSUED	2-1-21	FWR
2			
3			
4			

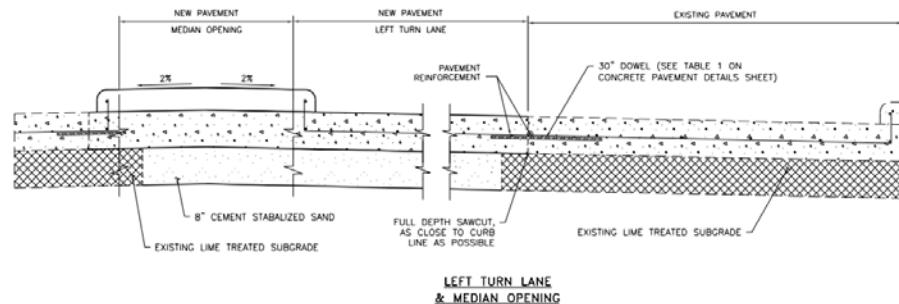
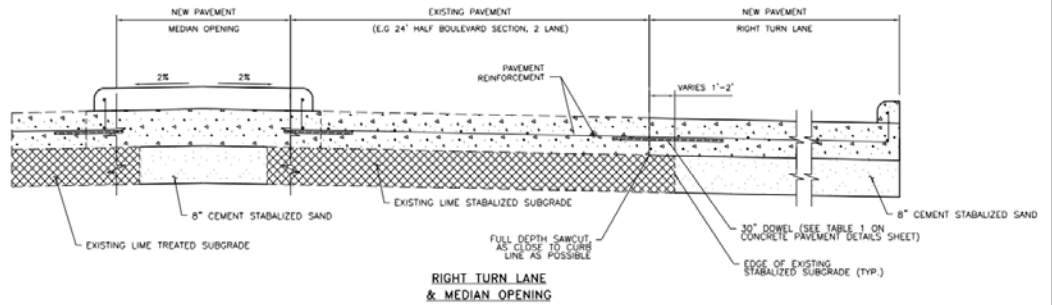
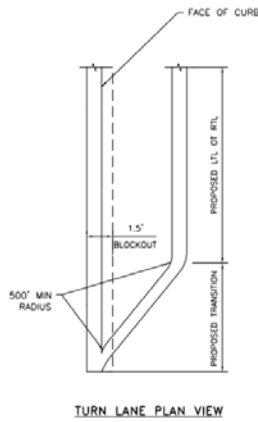
FORT BEND COUNTY
ENGINEERING DEPARTMENT



CONSULTANT LOGO
(LAYER "C-NON-PRINT")

FOR INTERIM REVIEW ONLY
DOCUMENT INCOMPLETE:
NOT ADVISED FOR CONSTRUCTION.
BEARING THE RISK OF DAMAGES
(LAYER "C-NON-PRINT")
P.E. SERIAL No.
DATE:

PROJECT TITLE	DRAWN BY	CHECKED BY	DATE	APPROVED BY	FBCD STANDARD
ASPHALT DRIVEWAY DETAILS			2-1-21		



NOTES
1. FOR CONCRETE PAVEMENT REINFORCEMENT AND JOINT DETAILS, SEE CONCRETE PAVEMENT DETAILS SHEET

NO.	REVISIONS	DATE	NAME
1	ORIGINAL STANDARD ISSUED	2-1-21	FWR
2			
3			
4			

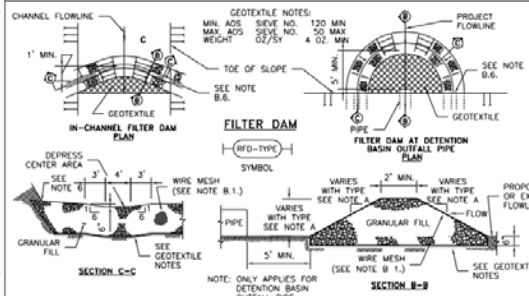
FORT BEND COUNTY
ENGINEERING DEPARTMENT



CONSULTANT LOGO
(LAYER "C-NON-PRINT")

FOR INTERIM REVIEW ONLY
DOCUMENT INCOMPLETE:
NOT ADVISED FOR CONSTRUCTION.
BEARING THE RISK OF DAMAGES
(LAYER "C-NON-PRINT")
P.E. SERIAL No.
DATE:

PROJECT TITLE	DRAWN BY	CHECKED BY	DATE	APPROVED BY	FBCD STANDARD
TURN LANE & MEDIAN OPENING DETAIL			2-1-21		




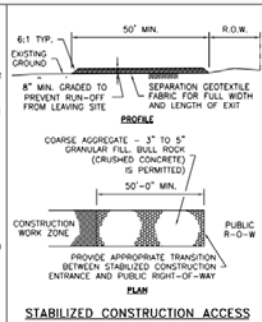
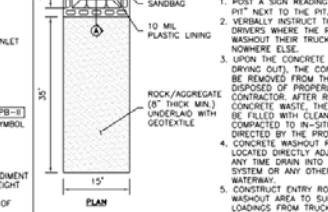
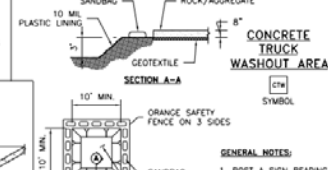
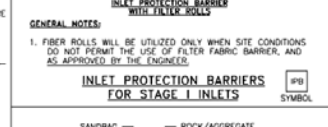
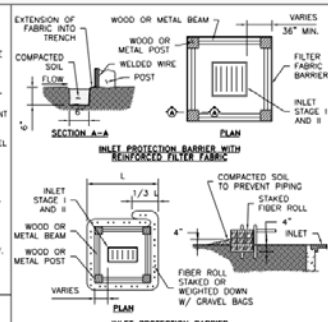

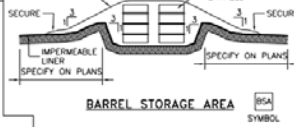

- A. TYPES OF FILTER DAMS**
1. TYPE 1 (NON-REINFORCED)
 - a. HEIGHT - 18-24 INCHES. MEASURE VERTICALLY FROM EXISTING GROUND TO TOP OF FILTER DAM.
 - b. TOP WIDTH - 2 FEET (MINIMUM).
 - c. SLOPES - 2:1 (MAXIMUM).
 2. TYPE 2 (REINFORCED)
 - a. HEIGHT - 18-36 INCHES. MEASURE VERTICALLY FROM EXISTING GROUND TO TOP OF FILTER DAM.
 - b. TOP WIDTH - 2 FEET (MINIMUM).
 - c. SLOPES - 2:1 (MAXIMUM).
 3. TYPE 3 (REINFORCED)
 - a. HEIGHT - 36-48 INCHES. MEASURE VERTICALLY FROM EXISTING GROUND TO TOP OF FILTER DAM.
 - b. TOP WIDTH - 2 FEET (MINIMUM).
 - c. SLOPES - 3:1 (MAXIMUM).
 4. TYPE 4 (GABION)
 - a. HEIGHT - 30 INCHES (MINIMUM). MEASURE VERTICALLY FROM EXISTING GROUND TO TOP OF FILTER DAM.
 - b. TOP WIDTH - 2 FEET (MINIMUM).
 5. TYPE 5. AS SHOWN ON THE PLANS.
- B. CONSTRUCT FILTER DAMS ACCORDING TO THE FOLLOWING CRITERIA UNLESS SHOWN OTHERWISE ON THE PLANS.**
1. TYPE 2 AND 3 FILTER DAMS: SECURE WITH 20 GAUGE GALVANIZED BROWN WIRE MESH WITH 1 INCH DIAMETER HEXAGONAL OPENINGS.
 2. PLACE GRANULAR FILL ON THE WIRE MESH TO HEIGHT AND SLOPES SHOWN ON PLANS OR AS SPECIFIED BY THE ENGINEER.
 - a. 3-5 INCHES FOR ROCK FILTER DAM TYPES 1, 2 AND 4.
 - b. 4-8 INCHES FOR ROCK FILTER DAM TYPE REFER TO GRANULAR FILL IN SPECIFICATION SECTION NO. 02378 RIPRAP AND GRANULAR FILL.
 3. FOLD WIRE MESH AT UPSTREAM SIDE OVER GRANULAR FILL AND TIGHTLY SECURED TO ITSELF ON THE DOWNSTREAM SIDE USING WIRE TIES OR HOOD RINGS.
 4. IN STREAMS: SECURE OR STAKE MESH TO STREAM BED PRIOR TO AGGREGATE PLACEMENT.
 5. SEE HOTOCD SPECIFICATION SECTION NO. 02364-FILTER DAMS. EMBED ONE FOOT MINIMUM INTO SLOPE AND RAISE ONE FOOT HIGHER THAN CENTER OF DEPRESSED AREA AT SLOPE.

NO.	REVISIONS	DATE	NAME
1	ORIGINAL STANDARD ISSUED	2-1-21	RWB
2			
3			
4			

FORT BEND COUNTY
ENGINEERING DEPARTMENT



CONSULTANT LOGO
(LAYER "C-NON-PRINT")



FOR INTERIM REVIEW ONLY	PROJECT TITLE:	FIXED STANDARD
DOCUMENT COMPLETE	DRAWING BY: RWB	STANDARD
NOT ISSUED FOR CONSTRUCTION	DATE: 2-1-21	NO.
(LAYER "C-NON-PRINT")	SHEET DESCRIPTION: STORM WATER POLLUTION PREVENTION PLAN DETAILS	SHEET NO. 7/7
P.E. SERIAL No. DATE:	APPROVED BY:	