

THE STATE OF TEXAS §
 § **KNOW ALL MEN BY THESE PRESENTS:**
COUNTY OF FORT BEND §

**NON-PROFIT PARTNERSHIP GRANT PROGRAM
FY 2021 AMERICAN RESCUE PLAN ACT (ARPA)
FUNDING AGREEMENT**

This Agreement is made and entered by and between Fort Bend County, a body corporate and politic under the laws of the State of Texas, acting by and through its Commissioners Court, (“County”) and San Jose Clinic, (“Non Profit”). The Non Profit and the County may be referred to collectively as the “Parties.”

RECITALS

WHEREAS, the American Rescue Plan Act (ARPA) provides \$350 billion in aid to state, local, Tribal, and territorial governments to be used for economic relief in response to the COVID-19 pandemic for “assistance to households, small businesses, and non-profits, or aid to impacted industries such as tourism, travel and hospitality;”

WHEREAS, Fort Bend County received an allocation of \$157 million of which a portion has been budgeted for the non-profit partnership grant Program (“Program”);

WHEREAS, the Program funds Special Projects related to providing post COVID-19 Programs for Fort Bend residents;

WHEREAS, Non Profit applied to the Program and was approved for Program funding, as will be more fully described herein;

WHEREAS, County has determined that the Program to be provided by Non Profit serves a public purpose; and

WHEREAS, this Agreement is not for an expenditure under Texas Local Government Code Chapter 262, but an Agreement to transfer grant funds from County to a private Non- Profit entity, as specifically authorized by 42 USC 803 (b) (3) (c) (3) for the purpose of meeting ARPA’s goals.

NOW, THEREFORE, for and in consideration of the mutual covenants, agreements and benefits to both Parties, it is agreed as follows:

- I. **BASIC SCOPE OF AGREEMENT**
 - A. County shall transfer the Funds to the Non Profit subject to the terms of this Agreement.
 - B. Non Profit accepts the Funds, all on and subject to the terms herein set forth, and

the Non Profit shall manage and expend the Funds on the public purpose Project described in Exhibit "A" ("Project"). Non Profit shall make any adjustments necessary to bring the Services to be provided within the amount of funding awarded.

II. FUNDING STANDARDS

- A. The following Funding Standards are hereby approved and imposed upon the Funds (the "Funding Standards"):
- B. Use of Funds. Non Profit agrees to only use funding in accordance with this Agreement, the application submitted to Project (incorporated and attached as Exhibit A) and as allowed by 31 CFR Part 35 (incorporated and attached as Exhibit B).
- C. Documentation of Expenditures. The Non Profit shall track and document the expenditure of the Funds in order to substantiate that the Funds were, in fact, expended only on the Project.
- D. Unauthorized Expenditure of Funds. If, at any time during the term of this Agreement, the Non Profit expends any portion of the Funds for a purpose that is inconsistent with these Funding Standards (hereinafter referred to as an "Unauthorized Expenditure"), the Non Profit shall immediately reimburse the County for the entire amount of the Unauthorized Expenditure.
- E. Discontinuance of Project. In the event the Non Profit ceases or otherwise discontinues the Project during the term of this Agreement or if this Agreement is otherwise terminated prior to the expiration of the term of this Agreement, the portion of any unexpended Funds shall be immediately returned to the County.
- F. Federal funds. Non Profit understands and acknowledges that this Agreement may be totally or partially funded with federal funds. As a condition of receiving these funds, Non Profit represents that it is and will remain in compliance with all federal terms as stated in Exhibit C. These terms flow down to all third party contractors and their subcontracts at every tier that exceed the simplified acquisition threshold, unless a particular award term or condition specifically indicates otherwise. Non Profit shall require that these clauses shall be included in each covered transaction at any tier.

III. TERM OF AGREEMENT

Except as otherwise set forth herein, this Agreement is effective as of the date executed by both Parties and shall terminate on the sooner of the expenditure of funds or December 31, 2024 (unless sooner terminated in accordance with this Agreement).

IV. TERMINATION

If the Non Profit fails to fulfill its obligations under this Agreement in a timely and proper manner, or if the Non Profit violates any of the terms, agreements or stipulations of this Agreement, the County shall thereupon have the right to terminate this Agreement by giving written notice to the Non Profit of such termination, specifying the default or defaults, and stating that this Agreement shall be terminated 30 days after the giving of such notice unless such default or defaults are remedied within such cure period. In the event of such termination, the Non Profit shall promptly repay to the County the full amount of the Funds.

V. AMOUNT OF THE FUNDS

A. The County shall transfer and the non Profit hereby agrees to accept the Funds for performance of the public purpose Project described in the attached Exhibit "A," as follows:

\$225,000.00	for calendar year 2022
\$225,000.00	for calendar year 2023
Total amount to be transferred:	\$450,000.00

This is the total maximum funding the County shall have available specifically allocated to fully discharge any and all liabilities that may be incurred by the County under this Agreement.

B. The County is not obligated to provide Non Profit with any further funds beyond the amounts stated herein or provide any other sources of funding or reimbursements.

VI. COUNTY'S RIGHT TO AUDIT

A. County's Right to Audit. Non Profit shall allow inspection of all documentation and records related to its expenditure of funding by the County or the U.S. Department of Treasury upon reasonable request, and retain such for a minimum of four (4) years from the date of Non Profit's final receipt of its portion of the funding; and

B. Non Profit Reports and Independent Audit Report. Provide the County with a report which includes success meeting Project objectives, the total number of persons and agencies directly served, and the number of County citizens served.

VII. NOTICES

All notices and communications under this Agreement shall be mailed by certified mail, return receipt requested, or delivered to the following addresses:

County: Fort Bend County
Attention: County Judge
401 Jackson Street
Richmond, Texas 77469

With a copy to: Fort Bend County
Attention: County Auditor
301 Jackson Street, Suite 701
Richmond, Texas 77469

Non Profit: San Jose Clinic
P.O. Box 2808
Houston, Texas 77252-2808

VIII. GENERAL TERMS AND CONDITIONS

- A. Interest of County Officials. No member of the governing body of the County, no officer, employee, official or agent of the County, or other local public official who exercises any functions or responsibilities in connection with the review, approval or carrying out of the Project to which this Agreement pertains, shall have any private interest, direct or indirect, in this Agreement.
- B. Conflict of Interest. The Non Profit covenants that it has no interest and shall not acquire any interest, direct or indirect, which would conflict in any manner or degree with the performance of the Project to be undertaken through this Agreement. The Non Profit further covenants that in the performance of this Agreement, no person having such an interest shall be employed by the Non Profit.
- C. Assignment; Successors and Assigns. The Non Profit shall not assign or transfer any interest in this Agreement without the prior written approval of the County. Any assignment made without such consent shall be void. This Agreement shall be binding upon and shall inure to the benefit of the successors and assigns of the parties hereto.
- D. Force Majeure. The County may, in its sole discretion, grant relief from the performance of this Agreement if the Non Profit is prevented from performance by an act of war, order of legal authority, act of God, or other unavoidable cause not attributable to the fault or negligence of the Non Profit. The burden of proof for the need of such relief shall rest upon the Non Profit. To obtain a release based on force majeure, the Non Profit shall file a written request with the County.
- E. Severability. If any provision of this Agreement shall be held invalid or unenforceable by any court of competent jurisdiction, such holding shall not invalidate or render unenforceable any other provision hereof, but rather this entire Agreement will be construed as if not containing the particular invalid or unenforceable provision or provisions, and the rights and obligation of the parties shall be construed and enforced in accordance therewith. The parties acknowledge that if any provision of this Agreement is determined to be invalid or unenforceable, it is the desire and intention of each that such provision be reformed and construed in such a manner that it will, to the maximum extent practicable, give effect to the intent of this Agreement and be deemed to be validated and enforceable.

F. Illegality. If the purpose of this Agreement or if the performance of any of the terms of this Agreement is found, by a court of competent jurisdiction, to be illegal, either party may immediately terminate this Agreement. In that event, the Non Profit shall refund all of the Funds that were tendered by the County to the Non Profit prior to such finding.

I. NON PROFIT SHALL INDEMNIFY AND DEFEND COUNTY AGAINST ALL LOSSES, LIABILITIES, CLAIMS, CAUSES OF ACTION, AND OTHER EXPENSES, INCLUDING REASONABLE ATTORNEYS FEES, ARISING FROM ACTIVITIES OF NON PROFIT, ITS AGENTS, SERVANTS OR EMPLOYEES, PERFORMED UNDER THIS AGREEMENT THAT RESULT FROM THE NEGLIGENT ACT, ERROR, OR OMISSION OF NON PROFIT OR ANY OF NON PROFIT'S AGENTS, SERVANTS OR EMPLOYEES.

J. Venue and Governing Law. Each party to this Agreement hereby agrees and acknowledges that venue and jurisdiction of any suit, right, or cause of action arising out of or in connection with this Agreement shall lie exclusively in either Fort Bend County, Texas. Furthermore, except to the extent that this Agreement is governed by the laws of the United States, this Agreement shall be governed by and construed in accordance with the laws of the State of Texas, excluding, however, its choice of law rules.

K. No Third-Party Beneficiaries. This Agreement is for the sole and exclusive benefit of the parties hereto and nothing in this Agreement, express or implied, is intended to confer or shall be construed as conferring upon any other person any rights, remedies or any other type or types of benefits.

L. Compliance with Laws. Each party to this Agreement shall comply with all federal, state, and local laws, statutes, ordinances, rules and regulations, and the orders and decrees of any courts or administrative bodies or tribunals in any matter affecting the performance of this Agreement, including, without limitation, Worker's Compensation laws, salary and wage statutes and regulations, licensing laws and regulations.

M. Incorporation of Exhibits. All of the Exhibits referred to in this Agreement are incorporated by reference as if set forth verbatim herein.

N. Construction. Each party to this Agreement acknowledges that it and its counsel have reviewed this Agreement and that the normal rules of construction are not applicable and there will be no presumption that any ambiguities will be resolved against the drafting party in the interpretation of this Agreement.

O. Relationship of the Parties. Each party to this Agreement, in the performance of this Agreement, shall act in an individual capacity and not as agents, employees, partners, joint ventures or associates of one another. The employees or agents of one party shall not be

deemed or construed to be the employees or agents of the other party for any purposes whatsoever.

P. No Waiver of Immunities. Nothing in this Agreement shall be deemed to waive, modify or amend any legal defense available at law or in equity to County, its past or present officers, employees, or agents or employees, nor to create any legal rights or claim on behalf of any third party. County does not waive, modify, or alter to any extent whatsoever the availability of the defense of governmental immunity under the laws of the State of Texas and of the United States.

Q. No Waiver. The failure or delay of any party to enforce at any time or any period of time any of the provisions of this Agreement shall not constitute a present or future waiver of such provisions, nor the right of either party to enforce each and every provision. Furthermore, no term or provision hereof shall be deemed waived, and no breach excused unless such waiver or consent shall be in writing and signed by the party claimed to have waived or consented. Any consent by any party to, or waiver of, a breach by the other, whether expressed or implied, shall not constitute consent to, waiver of or excuse for any other, different or subsequent breach.

R. Entire Agreement. This Agreement represents the entire and integrated agreement between the parties hereto and supersedes all prior negotiations, representations, or agreements, either oral or written. This Agreement may be amended only by written instrument signed by each party to this Agreement. NO OFFICIAL, EMPLOYEE, AGENT, OR REPRESENTATIVE OF THE COUNTY HAS ANY AUTHORITY, EITHER EXPRESS OR IMPLIED, TO AMEND THIS CONTRACT, EXCEPT PURSUANT TO SUCH EXPRESS AUTHORITY AS MAY BE GRANTED BY THE FORT BEND COUNTY COMMISSIONERS COURT.

S. Conflict. In the event there is a conflict between this Agreement and the attached exhibits, priority shall be given as follows (from first to last) to Exhibit B, then this document titled NON-PROFIT PARTNERSHIP GRANT PROGRAM FY 2021 AMERICAN RESCUE PLAN ACT (ARPA) FUNDING AGREEMENT AND LAST TO EXHIBIT A.

{Remainder of page intentionally left blank}

{Execution page to follow}

IX. EXECUTION

IN WITNESS WHEREOF, the Parties have executed this Agreement in multiple counterparts, each of which shall be deemed to be an original

FORT BEND COUNTY

KP George
County Judge


Date

ATTEST:

Laura Richard, County Clerk

Date

SAN JOSE CLINIC



Authorized Agent- Signature

MAUREEN SAUNDERS

Authorized Agent- Printed Name

PRESIDENT & CEO

Title

May 12, 2022

Date

AUDITOR'S CERTIFICATE

I hereby certify that funds are available in the amount of \$_____ to accomplish and pay the obligation of Fort Bend County under the terms of this Agreement.

Robert Ed Sturdivant, Fort Bend County Auditor

- Exhibit A: Project Application
- Exhibit B: 31 CFR Part 35
- Exhibit C: Federal Clauses

Exhibit A:
Project Application




Fort Bend County Non-Profit Partnership Grant Program


- Grant Form
- Grant Proposal (Outcomes, Operating Expenses Request Breakdown, etc.)
- San José Clinic in Fort Bend County at a Glance
- IRS Determination Letter
- 990 explanation
- W9
- Financials
 - Fort Bend County 2022 Operating Budget
 - Fort Bend County clinic losses due to COVID-19
 - Dental Expansion Budget
 - Fort Bend County Clinic Statement of Activities and Changes in Net Assets 2021 (unaudited)
 - San José Clinic Consolidated Statement of Activities and Changes in Net Assets for comparative period 2019 vs. 2020 (in lieu of 990s)
 - Audited Financial Statements 2020 & 2019



**FORT BEND COUNTY, TEXAS
FY 2021 AMERICAN RESCUE PLAN ACT (ARPA)
NON-PROFIT PARTNERSHIP GRANT PROGRAM**

Notice of Intent to Participate

APPLICATION	
Submitted by	Entity Name: San José Clinic _____
Project Information	Project Title: Bringing healthcare and dental care to Fort Bend County's uninsured _____ Total Project Costs: \$ 500,000 _____
Contact Person	Name: Maureen Sanders _____ Title: President & CEO _____ Email Address: maureensanders@sanjoseclinic.org _____ Area Code & Telephone: 713-490-2601 _____
Authorized Signature	Date
	03/03/2022



March 3, 2022

2022 Board of Directors

His Eminence
Daniel Cardinal DiNardo, STL
Maureen Sanders,
President & CEO
Michelle Herrera, Chair
Catherine Mitchell, Vice Chair
Erin Asprez
Suzanne Clevenger, JD
Paul Coppola
Elias Cortina, MBA
Mary A. Cronin
Christina Deajon, JD
Christopher D. DeMeo, JD
Alicia Kowalski, MD
Ken Janda
Amy Leggio, CFRE
Daniel J. Llerena
Margo Melchor, RDH, EdD
Patricia Mitchell
Michael Sullivan, PhD, FACHE
Imelda Tjia, MD
Sr. Pauline Troncale, CCVI
Thomas Howard Wilson, JD
Anita K. Ying, MD

2022 Advisory Board

Philip A. Morabito, Chair
Sallie Alcorn
Bob Charlet
Michael J. Davis, MD, MBA
Catherine Giegerich
John Hernandez
Matthew C. Hoffman, JD
Larry Massey
James Lloyd, DDS
Ariana Minton, MPAS, PA-C
Beverly C. Newman, PT, PhD
Robert A. Ochoa, MD
Daniel S. Parsley
Katherine Cabaniss Parsley, JD
Jean Phillips, MA, PhD
Charles van Ravenswaay
Lauren Robishaw
Katherine Walsh, MS, DrPH, RN, NEA-BC
Leonard Zwelling, MD, MBA

Diana Grair, MD
Medical Director

Ms. Shaireen Khawaja
Fort Bend County Judge's Office
401 Jackson Street
Richmond, TX 77469

Dear Ms. Khawaja:

On behalf of San José Clinic, I am pleased to submit this application to the Fort Bend County Judge's Office's Non-profit Grant Partnership Program for a grant of \$500,000 to ensure that the most vulnerable residents in Fort Bend County receive the high-quality, affordable healthcare they need over the coming year.

Mission and Vision Statement: Founded in 1922, San José Clinic's mission is to provide healing through quality healthcare and education with respect and compassion for those with limited access to care.

Services: With a main location in Midtown Houston and a satellite clinic in Fort Bend County, we provide primary care, specialty care (over 15 specialties available), dental care, behavioral health, physical therapy, DSM, and pharmacy services. In 2021, our staff partnered with over 489 volunteer providers to deliver 22,950 visits for 3,031 uninsured patients at both of our locations.

Fort Bend County Clinic Program: Our Fort Bend County clinic is housed in a 4,000-square foot modular building that is a modern, fully-equipped clinical space. The satellite clinic is fully staffed and has all the necessary telemedicine equipment. Furthermore, we have been able to utilize our new telemedicine platform, Luma Health, for the eligibility process allowing prospective patients to have faster access to care.

We have four specialties available onsite, including a full Behavioral Health team via a partnership with Gratia Plena. Our patients are also able to access mammograms and diagnostic testing such as x-rays and MRIs free of charge via partnerships with The Rose and Houston Methodist, respectively.

Intended Outcomes: In light of the world pandemic, there is a significant surge in demand for our services. Per our Community Health Needs Assessment (CHNA) completed in March 2020, the top most pressing health issue for Fort Bend County respondents was lack of insurance and inability to pay. This was before COVID-19 began; we can only assume that after two years of economic turmoil and constant exposure to an infectious disease with chronic and deadly repercussions, this need

Midtown:
2615 Fannin Street, Houston, Texas 77002
Phone: 713.228.9411


www.sanjoseclinic.org

Fort Bend:
1615 Avenue E, Rosenberg, Texas 77471
Phone: 832.945.6711

A United Way Agency



United Way of Greater Houston



2022 Board of Directors

- His Eminence
 Daniel Cardinal DiNardo, STL
 Maureen Sanders,
President & CEO
 Michelle Herrera, *Chair*
 Catherine Mitchell, *Vice Chair*
 Erin Asprec
 Suzanne Clevenger, JD
 Paul Coppola
 Elias Cortina, MBA
 Mary A. Cronin
 Christina Deajon, JD
 Christopher D. DeMeo, JD
 Alicia Kowalski, MD
 Ken Janda
 Amy Leggio, CFRE
 Daniel J. Llerena
 Margo Melchor, RDH, EDD
 Patricia Mitchell
 Michael Sullivan, PhD, FACHE
 Imelda Tjia, MD
 Sr. Pauline Troncale, CCVI
 Thomas Howard Wilson, JD
 Anita K. Ying, MD

2022 Advisory Board

- Philip A. Morabito, *Chair*
 Sallie Alcorn
 Bob Charlet
 Michael J. Davis, MD, MBA
 Catherine Giegerich
 John Hernandez
 Matthew C. Hoffman, JD
 Larry Massey
 James Lloyd, DDS
 Ariana Minton, MPAS, PA-C
 Beverly C. Newman, PT, PhD
 Robert A. Ochoa, MD
 Daniel S. Parsley
 Katherine Cabaniss Parsley, JD
 Jean Phillips, MA, PhD
 Charles van Ravenswaay
 Lauren Robishaw
 Katherine Walsh, MS, DPH, RN, NEA-BC
 Leonard Zwelling, MD, MBA

Diana Grair, MD
Medical Director

has grown even more urgent.

In 2021, our Fort Bend County clinic provided 2,031 visits to over 450 unique patients. Moving forward and aligned with our strategic plan, San José Clinic has two main goals to bring transformational change to Fort Bend County and significantly improve health access and outcomes for its uninsured populations:

1. Increase the number of patients served at the Fort Bend County clinic by serving over 500 patients in 2022.
2. Bring dental care for the uninsured in Fort Bend County by the end of 2022.

Currently, there are no charitable clinics offering dental care in Fort Bend County for the uninsured.

Per our CHNA, 60% of respondents lacked dental insurance. In a Fort Bend County patient survey we completed in September 2021, 48% of patients hadn't been to the dentist in over five years, 86% had difficulties finding/visiting a dentist, and 79% identified finances as the main difficulty in finding a dentist. Furthermore, dental care was disproportionately affected relative to other healthcare services due to the aerosol-driven contagious nature of COVID-19.

Breakdown of Operating Expenses Request: Your grant of \$500,000 will be used to support patients by funding clinic operating costs (such as personnel, equipment, and supplies) and a dental expansion at our satellite clinic in Rosenberg, Fort Bend County.

The impact of your grant will be two-fold. It will allow us to 1) offset the over \$250,000 losses we have faced due to the global pandemic, including salaries we continued paying despite having to delay the opening of our satellite clinic in 2020 by eight months due to the pandemic, patient contributions we lost due to that delay, operating costs due to the delay, and fundraising misses because of the challenging COVID-19 landscape. 2) This grant will allow us to expand much-needed dental care to Fort Bend County's uninsured and underserved. As mentioned before, there is currently no charitable dental care in Fort Bend County for the uninsured.

- The cost of COVID-19 for our Fort Bend County satellite clinic
 - Fundraising - \$58,615.43
 - Patient contributions - \$19,551.76
 - Expenses incurred in 2020 because of delayed opening - \$195,668.43
 - TOTAL \$273,835.62
- Dental Expansion to Fort Bend County
 - Salaries and Benefits – \$188,558.60
 - Equipment & Supplies – \$90,149.55
 - TOTAL - \$278,708.15

Midtown:

2615 Fannin Street, Houston, Texas 77002
Phone: 713.228.9411

www.sanjoselclinic.org


Fort Bend:

1615 Avenue E, Rosenberg, Texas 77471
Phone: 832.945.6711

A United Way Agency



United Way of Greater Houston



2022 Board of Directors

- His Eminence Daniel Cardinal DiNardo, STL
- Maureen Sanders, President & CEO
- Michelle Herrera, Chair
- Catherine Mitchell, Vice Chair
- Erin Asprez
- Suzanne Clevenger, JD
- Paul Coppola
- Elias Cortina, MBA
- Mary A. Cronin
- Christina Deajon, JD
- Christopher D. DeMeo, JD
- Alicia Kowalski, MD
- Ken Janda
- Amy Leggio, CFRE
- Daniel J. Llerena
- Margo Melchor, RDH, EdD
- Patricia Mitchell
- Michael Sullivan, PhD, FACHE
- Imelda Tjia, MD
- Sr. Pauline Troncale, CCVI
- Thomas Howard Wilson, JD
- Anita K. Ying, MD

2022 Advisory Board

- Philip A. Morabito, Chair
- Sallie Alcorn
- Bob Charlet
- Michael J. Davis, MD, MBA
- Catherine Giegerich
- John Hernandez
- Matthew C. Hoffman, JD
- Larry Massey
- James Lloyd, DDS
- Ariana Minton, MPAS, PA-C
- Beverly C. Newman, PT, PhD
- Robert A. Ochoa, MD
- Daniel S. Parsley
- Katherine Cabaniss Parsley, JD
- Jean Phillips, MA, PhD
- Charles van Ravenswaay
- Lauren Robishaw
- Katherine Walsh, MS, DPH, RN, NEA-BC
- Leonard Zwelling, MD, MBA

Diana Grair, MD
Medical Director

We have attached financial backup regarding how much COVID-19 financially impacted the Fort Bend County satellite clinic, along with a budget for the first year of the Dental Expansion to Fort Bend County.

Target Demographic: San José Clinic serves exclusively uninsured individuals and families who live at 250% or below the federal poverty level. At our Fort Bend County clinic, the vast majority (75%) of patients are incredibly poor, living at 100% or below the federal poverty level.

Community Standing: For 100 years, the clinic has proven itself to be an exemplary model of charitable care. Relationships with 45 academic programs and over 40 community-based organizations enrich services and provide clinical experience for students across the region. We are a member of the Texas Medical Center and the National Association of Charitable Clinics, as well as a United Way of Greater Houston partner.

What Makes San José Clinic Unique:

San José Clinic brings with it a vast network of specialty volunteer healthcare providers. This sets us apart from other charity clinics or Federally Qualified Health Centers in the area that are limited to primary services. San José Clinic truly provides a health home to our patients; a patient can have their blood checked, have a FIT test, schedule a mammogram and more in only one appointment.

Our unique model also allows us to provide high-quality healthcare for a low cost. As a result, at San José Clinic, approximately \$1,000 provides a year of comprehensive care services for each patient we serve. This is markedly less than the U.S. average, as healthcare spending amounted to approximately \$11,945 per person in 2020.

The COVID-19 crisis has shed light on just how critical charitable clinics and pharmacies like San José Clinic are for the medically underserved.

Our patients, often referred to as the working poor, are at the front lines of essential services that can not be done remotely, thus are more exposed, while also usually lacking benefits such as health insurance. They would greatly benefit from your grant support to strengthen and expand the safety net healthcare that San José Clinic provides.

If you have any questions or require any further information, please contact me at 713-490-2601 or maurensanders@sanjoseclinic.org.

Sincerely,

Maureen Sanders
President & CEO

Midtown:

2615 Fannin Street, Houston, Texas 77002

Phone: 713.228.9411

www.sanjoseclinic.org

Fort Bend:

1615 Avenue E, Rosenberg, Texas 77471

Phone: 832.945.6711

A United Way Agency



United Way of Greater Houston

San José Clinic in Fort Bend County at a Glance

By the Numbers, Fort Bend County clinic in 2021

- ♥ 2,039 healthcare visits provided to 471 patients
- ♥ 80% of our patients are Hispanic
- ♥ 74% live 100% or below the Federal Poverty Level
- ♥ Over 20 collaborative partners and funders
- ♥ Behavioral Health Services in partnership with Gratia Plena

PATIENT STORIES



JORGE ESPINOZA



#SanJoséClinic
#PatientStories
#ForeverHealing

“The stroke affected the right side of the brain, which makes his left side not work. He’s been getting a lot of help from you guys. He goes to Fort Bend for blood work, and goes to Midtown for physical therapy.” Alejandra Rodriguez, sister of patient Jorge Espinoza tells us how appreciative her family is of San José Clinic. Jorge had a stroke while at work. He lives in Fort Bend County, and goes to both of our locations for his needs. Since Jorge can’t drive, we used our transportation grant for his health appointments to our clinic.

SAN JOSÉ CLINIC



High-quality healthcare
for the uninsured in
Greater Houston & Beyond

MISSION-DRIVEN

We are here "to provide healing through quality healthcare and education with respect and compassion for those with limited access to care."



IMPACTFUL

With no geographic restrictions, San José Clinic serves patients from around 20 counties and more than 220 zip codes across Texas.



COLLABORATIVE

We are a member of the Texas Medical Center and a United Way of Greater Houston partner.



LEGACY-BUILDING

For 100 years, we have served the underserved and uninsured in Greater Houston.



SANJOSECLINIC.ORG

INTERNAL REVENUE SERVICE
P. O. BOX 2508
CINCINNATI, OH 45201

DEPARTMENT OF THE TREASURY

Date: NOV 20 2014

SAN JOSE CLINIC
2615 FANNIN STREET
HOUSTON, TX 77002-9224

Employer Identification Number:
76-0373703
DLN:
17053252380004
Contact Person:
SHAWN E LAWSON ID# 31661
Contact Telephone Number:
(877) 829-5500
Accounting Period Ending:
December 31
Public Charity Status:
170(b)(1)(A)(vi)
Form 990 Required:
No
Effective Date of Exemption:
May 15, 2014
Contribution Deductibility:
Yes
Addendum Applies:
Yes

Dear Applicant:

We are pleased to inform you that upon review of your application for tax exempt status we have determined that you are exempt from Federal income tax under section 501(c)(3) of the Internal Revenue Code. Contributions to you are deductible under section 170 of the Code. You are also qualified to receive tax deductible bequests, devises, transfers or gifts under section 2055, 2106 or 2522 of the Code. Because this letter could help resolve any questions regarding your exempt status, you should keep it in your permanent records.

Organizations exempt under section 501(c)(3) of the Code are further classified as either public charities or private foundations. We determined that you are a public charity under the Code section(s) listed in the heading of this letter.

For important information about your responsibilities as a tax-exempt organization, go to www.irs.gov/charities. Enter "4221-PC" in the search bar to view Publication 4221-PC, Compliance Guide for 501(c)(3) Public Charities, which describes your recordkeeping, reporting, and disclosure requirements.

SAN JOSE CLINIC

We have sent a copy of this letter to your representative as indicated in your power of attorney.

Sincerely,

A handwritten signature in cursive script that reads "Tamera Ripperda". The signature is written in black ink and is positioned above the typed name.

Director, Exempt Organizations

SAN JOSE CLINIC

ADDENDUM

Based on the information submitted with your application, we approved your request for reinstatement under Revenue Procedure 2014-11. Your effective date of exemption, as shown in the heading of this letter, is retroactive to the date of revocation.

Our records show that you were previously tax-exempt as a subordinate under group exemption number 0928. Because you applied for and have been granted your own individual tax-exempt status, you no longer rely on your affiliation with a parent organization for recognition of your tax-exemption and will be listed individually in the Exempt Organizations Select Check (Pub. 78 data).


If, in the future, you choose to become a subordinate under a group ruling, you will lose your individual recognition of tax-exempt status and will no longer appear in the Exempt Organizations Select Check (Pub. 78 data). Moreover, if you become a subordinate under a group ruling and your parent organization loses its tax-exempt status, you also will lose your exempt status. To reestablish your individual tax-exemption after rejoining a group exemption, you will be required to reapply and pay the appropriate user fee.

March 3, 2022

Reference: Tax-exempt status

San José Clinic is exempt from federal income taxes under section 501 (c) (3) of the Internal Revenue Code and is classified as a public charity under 170 (b) (1) (A) (i). There has been no change in the organization's tax exempt status. San José Clinic is a ministry of the Archdiocese of Galveston-Houston and, as a religious organization, is exempt from filing the IRS Tax Form 990.

Sincerely,

A handwritten signature in black ink that reads "Maureen Sanders". The signature is written in a cursive style with a large initial "M" and a decorative flourish at the end.

Maureen Sanders
President & CEO

Request for Taxpayer Identification Number and Certification

Give Form to the requester. Do not send to the IRS.

Go to www.irs.gov/FormW9 for instructions and the latest information.

1 Name (as shown on your income tax return). Name is required on this line; do not leave this line blank.
San Jose Clinic

2 Business name/disregarded entity name, if different from above

3 Check appropriate box for federal tax classification of the person whose name is entered on line 1. Check only one of the following seven boxes.

Individual/sole proprietor or single-member LLC

C Corporation

S Corporation

Partnership

Trust/estate

Limited liability company. Enter the tax classification (C=C corporation, S=S corporation, P=Partnership) ▶ _____

Note: Check the appropriate box in the line above for the tax classification of the single-member owner. Do not check LLC if the LLC is classified as a single-member LLC that is disregarded from the owner unless the owner of the LLC is another LLC that is not disregarded from the owner for U.S. federal tax purposes. Otherwise, a single-member LLC that is disregarded from the owner should check the appropriate box for the tax classification of its owner.

Other (see instructions) ▶ _____

4 Exemptions (codes apply only to certain entities, not individuals; see instructions on page 3):

Exempt payee code (if any) _____

Exemption from FATCA reporting code (if any) _____

(Applies to accounts maintained outside the U.S.)

5 Address (number, street, and apt. or suite no.) See instructions.
1615 AVENUE E

6 City, state, and ZIP code
Rosenberg TX 77471

7 List account number(s) here (optional)

Requester's name and address (optional)

Part I Taxpayer Identification Number (TIN)

Enter your TIN in the appropriate box. The TIN provided must match the name given on line 1 to avoid backup withholding. For individuals, this is generally your social security number (SSN). However, for a resident alien, sole proprietor, or disregarded entity, see the instructions for Part I, later. For other entities, it is your employer identification number (EIN). If you do not have a number, see *How to get a TIN*, later.

Social security number

			-			-			
--	--	--	---	--	--	---	--	--	--

or

Employer identification number

76	-	0373703
----	---	---------

Note: If the account is in more than one name, see the instructions for line 1. Also see *What Name and Number To Give the Requester* for guidelines on whose number to enter.

Part II Certification

Under penalties of perjury, I certify that:

- The number shown on this form is my correct taxpayer identification number (or I am waiting for a number to be issued to me); and
- I am not subject to backup withholding because: (a) I am exempt from backup withholding, or (b) I have not been notified by the Internal Revenue Service (IRS) that I am subject to backup withholding as a result of a failure to report all interest or dividends, or (c) the IRS has notified me that I am no longer subject to backup withholding; and
- I am a U.S. citizen or other U.S. person (defined below); and
- The FATCA code(s) entered on this form (if any) indicating that I am exempt from FATCA reporting is correct.

Certification instructions. You must cross out item 2 above if you have been notified by the IRS that you are currently subject to backup withholding because you have failed to report all interest and dividends on your tax return. For real estate transactions, item 2 does not apply. For mortgage interest paid, acquisition or abandonment of secured property, cancellation of debt, contributions to an individual retirement arrangement (IRA), and generally, payments other than interest and dividends, you are not required to sign the certification, but you must provide your correct TIN. See the instructions for Part II, later.

Sign Here Signature of U.S. person ▶ [Signature] Date ▶ 2/14/2022

General Instructions

Section references are to the Internal Revenue Code unless otherwise noted.

Future developments. For the latest information about developments related to Form W-9 and its instructions, such as legislation enacted after they were published, go to www.irs.gov/FormW9.

Purpose of Form

An individual or entity (Form W-9 requester) who is required to file an information return with the IRS must obtain your correct taxpayer identification number (TIN) which may be your social security number (SSN), individual taxpayer identification number (ITIN), adoption taxpayer identification number (ATIN), or employer identification number (EIN), to report on an information return the amount paid to you, or other amount reportable on an information return. Examples of information returns include, but are not limited to, the following.

- Form 1099-INT (interest earned or paid)

- Form 1099-DIV (dividends, including those from stocks or mutual funds)
 - Form 1099-MISC (various types of income, prizes, awards, or gross proceeds)
 - Form 1099-B (stock or mutual fund sales and certain other transactions by brokers)
 - Form 1099-S (proceeds from real estate transactions)
 - Form 1099-K (merchant card and third party network transactions)
 - Form 1098 (home mortgage interest), 1098-E (student loan interest), 1098-T (tuition)
 - Form 1099-C (canceled debt)
 - Form 1099-A (acquisition or abandonment of secured property)
- Use Form W-9 only if you are a U.S. person (including a resident alien), to provide your correct TIN.

If you do not return Form W-9 to the requester with a TIN, you might be subject to backup withholding. See What is backup withholding, later.

SJC Fort Bend Approved Budget
Year ended 12/31/2022

	FORT BEND Proposed Budget 2022
INCOME	
Contributions from Individual	13,500
Contributions from Foundations	530,000
Foundation Fundraising	-
Corporations and Organizations	200,000
Corp/Organization Fundraising	-
Contributions other	-
Patient Contribution to Care	50,996
Patient Deliverables (Prosthodontics)	-
Program Fees	-
Other Income	-
Proceeds from Patient Events	-
Investment Income	-
Interest & Dividends	-
Purpose restricted net assets released rolled over to 2022	306,330
Total Operating Income	1,100,826
In-Kind Contribution	132,000
TOTAL INCOME	1,232,826
EXPENSES	
Salaries & Benefits	377,314
Allocated From Midtown	231,971
Worker's Comp Archdiocese	-
Telephone Allowances	-
Professional Fees & Contract Services	26,800
Clinical expenses	5,000
Credentialing/Background check	-
Computer services, software, equipment	-
Supplies-Office & Building	3,000
Supplies-Clinical-Non Drugs	300
Supplies-Dental-Prosthodontics	-
Supplies-Clinical-Drugs	-
Telephone	7,560
Postage & Shipping	-
Printing & Publications	300
Advertising, subscriptions	110
Occupancy (parking, storage, maid)	11,085
Utilities	8,200
Rental & Maintenance of Equip.	560
Meals, travel, entertainment	1,200
Conferences & Meetings	-
Recognitions & Staff development	240
Memberships & Dues	-
Volunteer and Board expense	-
Facility rentals fundraising	-
Professional & Fundraising fees	-
Assistance to Individuals	-
Board Expenses	-
Staff Development	-
Miscellaneous	-
Bank & credit card fees	1,500
Liability Insurance	-
Other expenses	-
Total Operating Expenses	675,139
Depreciation	47,847
In-Kind Expense	132,000
Purpose restricted net assets released rolled over to 2022	-
TOTAL EXPENSES	854,986
NET SURPLUS(DEFICIT)	377,840

Unaudited

Fort Bend County Losses Due to Covid-19

Fundraising Misses because of Covid

2021 Fort Bend Event - Difference between budgeted fundraising vs actuals	\$ 38,090.00	
2021 Fort Bend Individual Fundraising losses	\$ 20,525.43	
		\$ 58,615.43

Patient Contributions lost because of delayed Opening

Monthly Patient Contributions at Fort Bend after opening	\$ 2,443.97	
Months opening was delayed due to Covid-19	\$ 8.00	
<i>Total lost revenue due to delay</i>	<u>\$ 19,551.76</u>	
		\$ 19,551.76

Expenses Incurred prior to opening Fort Bend

Fort Bend Salary Costs incurred in 2020 prior to opening	\$140,102.67	
Monthly Fort Bend Overhead Operating Costs	\$ 6,945.72	
Months opening was delayed due to Covid-19	\$ 8.00	
<i>Total overhead costs incurred due to delay</i>	<u>\$ 55,565.76</u>	
		\$ 195,668.43
Total		<u>\$ 273,835.62</u>

Organization Name:

San José Clinic

Project Title:

Bringing Charitable Dental Care to Fort Bend County

Budget Line Item Cost(s):	# of Units	Unit Type (Hrs, Days, etc.)	Cost per Unit	Total BUDGETED Cost (USD)
Dentist	1	.6 FTE	\$ 80,400.00	\$ 80,400.00
Benefits	1	estimated at 15% of salary	\$ 12,060.00	\$ 12,060.00
Dental Hyeginist	1	.8 FTE	\$ 64,064.00	\$ 64,064.00
Benefits	1	estimated at 15% of salary	\$ 9,609.60	\$ 9,609.60
Dental Assistant	1	.6 FTE	\$ 19,500.00	\$ 19,500.00
Benefits	1	estimated at 15% of salary	\$ 2,925.00	\$ 2,925.00
Eaglesoft software	1	license for one year	\$ 2,754.00	\$ 2,754.00
supreme portable chair w-hydraulic base	2	portable chair for the patient	\$ 5,183.00	\$ 10,366.00
procart III	2	unit with instrument and compressor	\$ 10,756.00	\$ 21,512.00
probrite LED 10 with chair mount	1	external dental light for chair	\$ 2,289.00	\$ 2,289.00
crestone C20D doctor's stool	2	Provider chair	\$ 420.00	\$ 840.00
crestone C20A assistant's stool	1	dental assistant chair	\$ 565.00	\$ 565.00
remedi T100 handheld x-ray	1	handheld x-ray gun	\$ 4,995.00	\$ 4,995.00
Vatech sensor	3	digital sensor (size 2, 1, and 1.5)	\$ 8,334.00	\$ 25,002.00
scan and computer set up	2	computer, monitor and scanner	\$ 2,197.00	\$ 4,394.00
X-ray license	1	Registration for radiation additional location	\$ 111.00	\$ 111.00
X-ray inspection	1	mandatory per state	\$ 150.00	\$ 150.00
Supplies	1	supplies needed to start the clinic	\$ 4,747.71	\$ 4,747.71
Supplies/ monthly cost going forward	1	supplies needed for monthly maintenance	\$ 1,000.00	\$ 1,000.00
Cavitron unit/ water container	1	unit to work to pefrom cleanings	\$ 2,300.00	\$ 2,300.00
Cavitron inserts	6	inserts to remove tartar	\$ 180.00	\$ 1,080.00
Prophy angle	3	hanpiece to polish	\$ 394.99	\$ 1,184.97
Slow speed	2	handpiece to drill	\$ 566.00	\$ 1,132.00
high speed	2	handpiece to drill	\$ 566.00	\$ 1,132.00
curing light	1	to cure material to fill teeth	\$ 468.25	\$ 468.25
Blood pressure cuff	1	to measure the patient blood pressure	\$ 45.35	\$ 45.35
Hygiene instruments	1	This will allow to buy 5 sets of instruments	\$ 1,789.60	\$ 1,789.60
Dental instruments	1	This will allow to buy 5 sets of instruments	\$ 1,237.25	\$ 1,237.25
Oral camera	1	Necessary to do teledentistry to take intraoral pics	\$ 312.90	\$ 312.90
Lead apron	1	to protect the patient against radiation	\$ 132.49	\$ 132.49
Aersol assist	1	to reduce the aersols produced during the dental visit	\$ 239.19	\$ 239.19
Sensor holder	8	Items needed to hold sensor to take xray	\$ 46.23	\$ 369.84
TOTAL PROJECT COSTS				\$ 278,708.15

San Jose' Clinic - Fort Bend
Statement of Activities and Changes in Net Assets
For the Twelve Months Period Ended 12/31/2021

	2021
<u>Income</u>	
<u>Revenue from direct contributions</u>	
Individual contributions	49,626
Foundation contributions	30,000
Corporate/organization contributions	131,872
Contributions other	5,000
Total Revenue from direct contributions	216,498
<u>Revenue from programs</u>	
Patient contributions	29,328
Total Revenue from programs	29,328
<u>Revenue from investments</u>	
Investment revenue	16
Total Revenue from investments	16
<u>In-Kind Donated goods & services revenue</u>	
In-kind contributions	44,051
Total In-Kind Donated goods & services revenue	44,051
<u>Net assets released from restriction</u>	
Time restriction released net assets	25,000
Purpose restriction released net assets	482,187
Total Net assets released from restriction	507,187
Total Income	797,080
<u>Expense</u>	
<u>Personnel Services</u>	
Salaries and benefits	334,040
Telephone allowance	346
Total Personnel Services	334,386
<u>Operations</u>	
Contract and professional fees	28,284
Clinical expense	9,319
Computer services, software, equipment	5,907
Total Operations	43,509
<u>In-Kind Expenses</u>	
In-Kind Expenses	44,051
Total In-Kind Expenses	44,051
<u>Non-personnel related expenses</u>	
Supplies	5,377
Occupancy	28,844
Events and conferences	3,785
Miscellaneous	948
Depreciation expense	47,847
Total Non-personnel related expenses	86,801
<u>Net Assets Released from Restrictions</u>	
Time Restriction Released Net Assets	25,000
Purpose Restriction Released Net Assets	457,187
Total Net Assets Released from Restrictions	482,187
Total Expense	990,935
Net Income (Loss)	(193,854)
Total Expenses(Less Net assets and In-kind expenses)	464,697
Total Patients	471
Total cost per patient \$	986.62

Unaudited
For internal purposes only



2022 Board of Directors

His Eminence

Daniel Cardinal DiNardo, STL

Maureen Sanders,

President & CEO

Michelle Herrera, Chair

Catherine Mitchell, Vice Chair

Erin Asprec

Suzanne Clevenger, JD

Paul Coppola

Elias Cortina, MBA

Mary A. Cronin

Christina Deajon, JD

Christopher D. DeMeo, JD

Alicia Kowalski, MD

Ken Janda

Amy Leggio, CFRE

Daniel J. Llerena

Margo Melchor, RDH, EdD

Patricia Mitchell

Michael Sullivan, PhD, FACHE

Imelda Tjia, MD

Sr. Pauline Troncale, CCVI

Thomas Howard Wilson, JD

Anita K. Ying, MD

2022 Advisory Board

Philip A. Morabito, Chair

Sallie Alcorn

Bob Charlet

Michael J. Davis, MD, MBA

Catherine Giegerich

John Hernandez

Matthew C. Hoffman, JD

Larry Massey

James Lloyd, DDS

Ariana Minton, MPAS, PA-C

Beverly C. Newman, PT, PhD

Robert A. Ochoa, MD

Daniel S. Parsley

Katherine Cabaniss Parsley, JD

Jean Phillips, MA, PhD

Charles van Ravenswaay

Lauren Robishaw

Katherine Walsh, MS, DrPH, RN, NEA-BC

Leonard Zwelling, MD, MBA

Diana Grair, MD

Medical Director

March 3, 2022

Reference: Audited Financial Statements

San Jose Clinic has an annual audit performed by external auditors. The audited financial statements are prepared at the consolidated level and include both the Midtown and Fort Bend location. As such, Fort Bend contributions and expenses are not broken out separately on the Audited Financial Statements.

Sincerely,

Alexandria Whitworth, CPA

Sr. Accountant

Midtown:

2615 Fannin Street, Houston, Texas 77002

Phone: 713.228.9411

www.sanjoseclinic.org

Fort Bend:

1615 Avenue E, Rosenberg, Texas 77471

Phone: 832.945.6711

A United Way Agency



United Way of Greater Houston

P.O. Box 2808, Houston, Texas 77252-2808

Founded in 1922 • A Ministry of the Archdiocese of Galveston-Houston

San Jose' Clinic
Statement of Activities and Changes in Net Assets
For comparative period 2019 vs 2020

	2019	2020	Difference	% Change
Income				
Revenue from direct contributions				
Individual contributions	\$ 420,894	\$ 339,660	\$ (81,234)	-19%
Foundation contributions	1,257,578	948,028	(309,550)	-25%
Corporate/organization contributions	1,853,120	1,600,457	(252,663)	-14%
Contributions other	-	31,480	31,480	0%
Revenue from contributed assets	81,000	-	(81,000)	-100%
Total Revenue from direct contributions	3,612,592	2,919,625	(692,967)	-19%
Revenue from programs				
Patient contributions	812,020	456,984	(355,036)	-44%
Program service fees	24,363	35,395	11,032	45%
Other income	6,413	8,979	2,565	40%
Total Revenue from programs	842,796	501,358	(341,439)	-41%
Revenue from investments				
Investment revenue	13,166	6,409	(6,757)	-51%
Total Revenue from investments	13,166	6,409	(6,757)	-51%
In-Kind Donated goods & services revenue				
In-kind contributions	6,836,161	5,056,387	(1,779,774)	-26%
Total In-Kind Donated goods & services revenue	6,836,161	5,056,387	(1,779,774)	-26%
Net assets released from restriction				
Time restriction released net assets	86,687	952,741	866,054	999%
Purpose restriction released net assets	440,812	380,194	(60,618)	-14%
Total Net assets released from restriction	527,498	1,332,935	805,436	153%
Total Income	11,832,213	9,816,713	(2,015,501)	-17%
Expense				
Personnel Services				
Salaries and benefits	2,765,216	2,891,156	125,940	5%
Telephone allowance	4,654	6,219	1,565	34%
Travel allowance	-	2,550	2,550	0%
Total Personnel Services	2,769,870	2,899,925	130,055	5%
Operations				
Contract and professional fees	407,318	498,311	90,994	22%
Clinical expense	126,894	82,497	(44,397)	-35%
Computer services, software, equipment	106,790	93,085	(13,704)	-13%
Total Operations	641,002	673,894	32,893	5%
In-Kind Expenses				
In-Kind Expenses	6,176,048	5,056,387	(1,119,661)	-18%
Inventory Usage	-	1,792,064	1,792,064	0%
Total In-Kind Expenses	6,176,048	6,848,451	672,403	11%
Non-personnel related expenses				
Supplies	276,535	182,237	(94,297)	-34%
Occupancy	111,153	151,640	40,488	36%
Events and conferences	118,370	80,585	(37,785)	-32%
Miscellaneous	35,487	37,854	2,367	7%
Interest Expense	-	3,969	3,969	0%
Depreciation expense	29,195	44,479	15,283	52%
Uncollectible pledges and bad debts	-	2,387	2,387	0%
Total Non-personnel related expenses	570,741	503,152	(67,589)	-12%
Net Assets Released from Restrictions				
Time Restriction Released Net Assets	86,687	952,741	866,054	999%
Purpose Restriction Released Net Assets	440,812	380,194	(60,618)	-14%
Total Net Assets Released from Restrictions	527,498	1,332,935	805,436	153%
Total Expense	10,685,159	12,258,357	1,573,198	15%
Net Income (Loss)	1,147,055	(2,441,644)	(3,588,698)	-313%

Unaudited
For internal purposes only

SAN JOSE CLINIC

FINANCIAL STATEMENTS

DECEMBER 31, 2020 AND 2019

(With Independent Auditor's Report Thereon)

Insight. Oversight. Foresight.SM

 **DoerenMayhew**
CPAs AND ADVISORS

SAN JOSE CLINIC

TABLE OF CONTENTS

	<u>Page</u>
INDEPENDENT AUDITOR’S REPORT	1
FINANCIAL STATEMENTS	
Statements of Financial Position	3
Statements of Activities and Changes in Net Assets	4
Statements of Functional Expenses	5
Statements of Cash Flows.....	6
Notes to Financial Statements	7

INDEPENDENT AUDITOR'S REPORT

Board of Directors
of **San Jose Clinic**

Report on the Financial Statements

We have audited the accompanying financial statements of San Jose Clinic (the Clinic), a nonprofit organization, which comprise the statement of financial position as of December 31, 2020, and the related statements of activities and changes in net assets, functional expenses and cash flows for the years then ended and the related notes to the financial statements.

Management's Responsibility for the Financial Statements

Management is responsible for the preparation and fair presentation of these financial statements in accordance with accounting principles generally accepted in the United States of America; this includes the design, implementation, and maintenance of internal control relevant to the preparation and fair presentation of financial statements that are free from material misstatement, whether due to fraud or error.

Auditor's Responsibility

Our responsibility is to express an opinion on these financial statements based on our audits. We conducted our audits in accordance with auditing standards generally accepted in the United States of America. Those standards require that we plan and perform the audit to obtain reasonable assurance about whether the financial statements are free from material misstatement.

An audit involves performing procedures to obtain audit evidence about the amounts and disclosures in the financial statements. The procedures selected depend on the auditor's judgment, including the assessment of the risks of material misstatement of the financial statements, whether due to fraud or error. In making those risk assessments, the auditor considers internal control relevant to the Clinic's preparation and fair presentation of the financial statements in order to design audit procedures that are appropriate in the circumstances, but not for the purpose of expressing an opinion on the effectiveness of the Clinic's internal control. Accordingly, we express no such opinion. An audit also includes evaluating the appropriateness of accounting policies used and the reasonableness of significant accounting estimates made by management, as well as evaluating the overall presentation of the financial statements.

We believe that the audit evidence we have obtained is sufficient and appropriate to provide a basis for our qualified audit opinion.

Basis for Qualified Opinion

We did not observe inventory (stated at \$2,687,252) taken on December 31, 2019. The Clinic's accounting records do not permit us to extend our auditing procedures to obtain sufficient appropriate evidence for beginning balance of inventory amounts noted in the accompanying statement of financial position. Consequently, we were unable to determine whether any adjustments were necessary in the statements of activities and net assets, and statement of cashflows.

Qualified Opinion

In our opinion, except for the possible effects on the statement of activities, net assets and cash flows of the matter discussed in the Basis of Qualified Opinion paragraph, the financial statements referred to in the first paragraph present fairly, in all material respects, the financial position of San Jose Clinic as of December 31, 2020, and the results of its operations and its cash flows for the year then ended in accordance with accounting principles generally accepted in the United States of America.



Houston, Texas
June 16, 2021

SAN JOSE CLINIC

STATEMENTS OF FINANCIAL POSITION DECEMBER 31, 2020 AND 2019

<u>Assets</u>	<u>2020</u>	<u>2019</u>
Current assets:		
Cash and cash equivalents	\$ 478,930	\$ 462,814
Short-term investments (Notes 3 and 7)	697,240	394,780
United Way pledge receivable (Note 5)	585,801	690,250
Pledges receivable, current portion (Note 5)	588,791	666,501
Other receivables	46,895	29,405
Pharmaceutical inventory (Note 2)	895,188	2,687,252
Prepaid expenses	6,550	9,959
	3,299,395	4,940,961
Non-current assets:		
Pledges receivable, net of current portion (Note 5)	14,188	233,229
Property and equipment, net (Note 6)	484,273	505,636
Long-term investments (Notes 4 and 7)	80,390	73,491
	80,390	73,491
Total assets	\$ 3,878,246	\$ 5,753,317
<u>Liabilities and Net Assets</u>		
Current liabilities:		
Accounts payable	\$ 88,499	\$ 105,476
Accrued expenses (Note 8)	164,426	130,301
	252,925	235,777
Total current liabilities	252,925	235,777
Non-current liabilities:		
Paycheck Protection Program loan (Note 12)	560,300	-
	560,300	-
Total liabilities	813,225	235,777
Net assets:		
Without donor restrictions	1,368,243	3,454,684
With donor restrictions (Note 14)	1,696,778	2,062,856
	3,065,021	5,517,540
Total net assets	3,065,021	5,517,540
Total liabilities and net assets	\$ 3,878,246	\$ 5,753,317

See accompanying notes to financial statements.

SAN JOSE CLINIC

STATEMENTS OF ACTIVITIES AND CHANGES IN NET ASSETS YEARS ENDED DECEMBER 31, 2020 AND 2019

	2020			2019		
	Without Donor Restrictions	With Donor Restrictions	Total	Without Donor Restrictions	With Donor Restrictions	Total
Public support and revenue:						
Contributions from United Way	\$ -	\$ 585,803	\$ 585,803	\$ -	\$ 690,252	\$ 690,252
Other public support	1,430,556	903,267	2,333,823	808,071	2,114,675	\$ 2,922,746
Contributions in-kind	5,056,387	-	5,056,387	6,836,161	-	6,836,161
Investment income	6,409	-	6,409	13,166	-	13,166
Program service contributions	492,379	-	492,379	839,095	-	839,095
Other income	8,979	-	8,979	6,413	-	6,413
Net assets released from restrictions (Note 15)	1,855,148	(1,855,148)	-	2,101,815	(2,101,815)	-
Total public support and revenue	8,849,858	(366,078)	8,483,780	10,604,721	703,112	11,307,833
Expenses:						
Program services - medical services to indigent persons	9,763,381	-	9,763,381	8,987,088	-	8,987,088
Support services:						
Management and general	623,011	-	623,011	600,592	-	600,592
Fund-raising	549,907	-	549,907	569,979	-	569,979
Total expenses	10,936,299	-	10,936,299	10,157,659	-	10,157,659
Change in net assets	(2,086,441)	(366,078)	(2,452,519)	447,062	703,112	1,150,174
Net assets, beginning of year	3,454,684	2,062,856	5,517,540	3,007,622	1,359,744	4,367,366
Net assets, end of year	<u>\$ 1,368,243</u>	<u>\$ 1,696,778</u>	<u>\$ 3,065,021</u>	<u>\$ 3,454,684</u>	<u>\$ 2,062,856</u>	<u>\$ 5,517,540</u>

See accompanying notes to financial statements.

SAN JOSE CLINIC

STATEMENTS OF FUNCTIONAL EXPENSES YEARS ENDED DECEMBER 31, 2020 AND 2019

	2020				2019			
	Medical Services to Indigent Persons	Management and General	Fund-raising	Total	Medical Services to Indigent Persons	Management and General	Fund-raising	Total
Personnel costs:								
Salaries	\$ 1,708,878	\$ 373,732	\$ 317,286	\$ 2,399,896	\$ 1,626,254	\$ 417,007	\$ 264,475	\$ 2,307,736
Employee benefits	220,905	71,912	28,452	321,269	215,195	44,979	30,212	290,386
Payroll taxes	127,030	27,924	23,806	178,760	122,507	29,597	19,644	171,748
Total personnel costs	2,056,813	473,568	369,544	2,899,925	1,963,956	491,583	314,331	2,769,870
Donated services	867,170	-	60	867,230	1,150,272	-	5,432	1,155,704
Occupancy	757,082	42,060	42,060	841,202	760,410	42,245	42,245	844,900
Supplies	5,286,583	8,146	5,927	5,300,656	4,418,086	3,302	8,992	4,430,380
Professional & Medical Fees	424,219	43,633	30,460	498,312	289,039	36,114	82,165	407,318
Clinical service expense	81,474	311	713	82,498	124,852	999	1,043	126,894
Computer	55,526	4,059	33,500	93,085	89,133	-	17,657	106,790
Building services	52,229	623	-	52,852	40,929	1,086	650	42,665
Telephone	27,300	1,517	1,517	30,334	12,008	667	667	13,342
Liability insurance	21,600	-	-	21,600	21,600	-	-	21,600
Auto & Travel	285	2,488	1,615	4,388	517	2,949	1,631	5,097
Miscellaneous	24,683	25,660	6,475	56,818	27,165	771	7,551	35,487
Postage and shipping	738	433	3,318	4,489	609	430	3,013	4,052
Conference and meetings	12,422	12,139	38,012	62,573	16,083	16,818	68,155	101,056
Equipment rental and maintenance	29,557	-	2,500	32,057	27,059	-	-	27,059
Printing and publications	8,486	7,929	13,761	30,176	4,567	3,322	16,141	24,030
Assistance to individuals	13,625	-	-	13,625	12,220	-	-	12,220
Total expenses before depreciation and amortization	9,719,792	622,566	549,462	10,891,820	8,958,505	600,286	569,673	10,128,464
Depreciation	43,589	445	445	44,479	28,583	306	306	29,195
Total expenses	\$ 9,763,381	\$ 623,011	\$ 549,907	\$ 10,936,299	\$ 8,987,088	\$ 600,592	\$ 569,979	\$ 10,157,659

See accompanying notes to financial statements.

SAN JOSE CLINIC

STATEMENTS OF CASH FLOWS YEARS ENDED DECEMBER 31, 2020 AND 2019

	2020	2019
Cash flows from operating activities:		
Change in net assets	\$ (2,452,519)	\$ 1,150,174
Adjustments to reconcile change in net assets to net cash (used in) provided by operating activities:		
Depreciation	44,479	29,195
Unrealized gain on investments	(6,899)	(4,832)
In-kind usage (contribution) of pharmaceutical inventory	1,792,064	(660,112)
Changes in operating assets and liabilities:		
Decrease in United Way pledge receivable	104,449	36,322
Decrease (increase) in pledges receivable	296,751	(509,270)
Increase in other receivables	(17,490)	(6,639)
Decrease in prepaid expenses	3,411	14,141
(Decrease) increase in accounts payable	(16,979)	86,889
Increase in accrued expenses	34,125	7,152
Net cash (used in) provided by operating activities	(218,608)	143,020
Cash flows from investing activities:		
Purchases of property and equipment	(23,116)	(414,663)
Proceeds from short-term investments	100,540	76,742
Purchase of short-term investments	(403,000)	-
Net cash used in investing activities	(325,576)	(337,921)
Cash flows from financing activities:		
Proceeds from Paycheck Protection Program loan	560,300	-
Net cash provided by financing activities	560,300	-
Net increase (decrease) in cash and cash equivalents	16,116	(194,901)
Cash and cash equivalents, beginning of year	462,814	657,715
Cash and cash equivalents, end of year	\$ 478,930	\$ 462,814

See accompanying notes to financial statements.

SAN JOSE CLINIC

NOTES TO FINANCIAL STATEMENTS DECEMBER 31, 2020 AND 2019

Note 1 - Description of Organization

San Jose Clinic (the Clinic) is a nonprofit organization rendering medical aid and services to indigent persons, regardless of their ability to pay. The mission of the Clinic is to provide quality healthcare and education to those with limited access to such services in an environment which respects the dignity of each person. The Clinic is an agency of the Archdiocese of Galveston-Houston (the Archdiocese). The Clinic is exempt from Federal income tax under Section 501(c)(3) of the Internal Revenue Code.

Note 2 - Summary of Significant Accounting Policies

Basis of Presentation

The Clinic's financial statements have been prepared on the accrual basis of accounting in accordance with accounting principles generally accepted in the United States of America. Under generally accepted accounting principles, the Clinic is required to report information regarding its financial position and activities according to two classes of net assets: without donor restrictions and with donor restrictions. Accordingly, net assets of the Clinic and changes therein are classified and reported as follows:

Net assets without donor restrictions: Net assets that are not subject to donor-imposed restrictions even though their use may be limited in other respects such as by contract or Board of Directors (Board) designation.

Net assets with donor restrictions: Net assets subject to donor-imposed restrictions. Donor-imposed restrictions may be temporary in nature, such as those that will be met by the passage of time or other events specified by the donor. Other donor-imposed restrictions may be perpetual in nature, where the donor stipulates that resources be maintained in perpetuity.

If donor-imposed restrictions are met in the same reporting period as the contribution was recognized as revenue, the Clinic reports such contributions as an increase in net assets without donor restrictions. All other donor-restricted contributions are reported as increases in net assets with donor restrictions and when the restriction expires or is satisfied, these net assets with donor restrictions are reclassified to net assets without donor restrictions and reported in the consolidated statements of operations and changes in net assets as net assets released from restrictions. United Way contributions are recorded as with donor restriction contributions until the year they are to be utilized for operations. Expenses are generally reported as decreases in net assets without donor restrictions.

Cash and Cash Equivalents

The Clinic considers all demand deposits, certificates of deposit, and highly liquid investments with maturity dates of less than three months at date of purchase, other than those held for long-term investment, to be cash equivalents.

SAN JOSE CLINIC

NOTES TO FINANCIAL STATEMENTS DECEMBER 31, 2020 AND 2019

Note 2 - Summary of Significant Accounting Policies (Continued)

Certificate of Deposit

The Clinic considers highly liquid investments with maturity dates of less than one year but more than three months at date of purchase to be cash held for long-term investments. Income earned on investments is recorded as income without donor restrictions unless the donor specifies otherwise.

Allowance for Uncollectible Accounts

An allowance for contributions and pledges receivable is provided when it is believed amounts may not be collected in full. The amount of bad debt expense recognized each period and the resulting adequacy of the allowance at the end of each period are determined using a combination of historical loss experience and account by account analysis of balances each period. Receivables are written off as a charge to the allowance for uncollectible accounts when management determines the receivable will not be collected. It is possible that management's estimates regarding the collectability of the balances will change in the near term resulting in a change in the carrying value of these receivables. At December 31, 2020 and 2019, no allowance was established for potentially uncollectible accounts.

Investments

Investments are recorded at fair value. Investment income is reported in the statement of activities and changes in net assets as an increase in net assets without donor restrictions unless the use of the income is limited by donor-imposed restrictions. Investment income whose use is restricted by the donor is reported as an increase in net assets with donor restrictions until expended in accordance with donor-imposed restrictions.

Contributions and Pledges Receivable

Contributions are recorded as revenue in the year they are received unless they contain a conditional promise to give. Conditional promises to give are recorded as revenue when the conditions on which they depend are substantially met. Pledges receivable that are expected to be collected within one year are recorded at net realizable value. Amounts that are expected to be collected in future years are discounted to estimate the present value of future cash flows, if material. Amortization of the discount is included in contribution revenue.

Property and Equipment

Property, equipment and leasehold improvements are recorded at cost if purchased or, if donated, at the approximate fair value at the date of donation. Property and Equipment over \$4,000 are capitalized. Fair values are determined by Clinic personnel familiar with the items donated. Depreciation and amortization are computed on the straight-line method over the estimated useful lives of the assets which range from 5 to 20 years or the life of the lease, if shorter. Maintenance and repairs are charged to expense while expenditures for improvements are capitalized.

SAN JOSE CLINIC

NOTES TO FINANCIAL STATEMENTS DECEMBER 31, 2020 AND 2019

Note 2 - Summary of Significant Accounting Policies (Continued)

Paycheck Protection Program (PPP) Loan Accounting - Debt Model

San Jose Clinic elected to account for its PPP funds utilizing the Debt Accounting Model. Under the Debt Model the PPP loan proceeds would be recorded as a liability and interest would also be recorded. Once the entity is legally released as the primary obligor from the creditor, the liability would be derecognized and a gain on “PPP loan extinguishment” would be recorded.

Program Service Contributions

Program service contributions represent amounts contributed by patients based on services provided and the patients’ ability to pay and are recorded as revenue at fair value when an unconditional commitment is received from the patient.

Contributions In-Kind

Contributed services are recognized as revenue if the services received create or enhance nonfinancial assets, require specialized skills provided by individuals possessing those skills, and typically need to be purchased if not provided by donation. Contributed services are recorded at the fair market value of the services provided. Contributed services that do not meet the above criteria are not recognized as revenues and are not reported in the accompanying financial statements.

Pharmaceutical Inventory

Inventory is valued at lower cost or market. Inventory consists primarily of medicines and medical supplies to be used on patients. At December 31, 2020 and 2019, the inventory included donated medicines to be used on patients of \$895,188 and \$2,687,252, respectively.

Liability Insurance

The Clinic is a participant of the CHRISTUS Health Group Property and Liability Insurance Trust (the Trust) for professional and comprehensive general liability insurance for any employee or volunteer of the Clinic. The Clinic would have contributed approximately \$21,600 per year for 2020 as a participant of the Trust; however, during 2020, the Trust waived the fee.

Income Taxes

The Clinic is a nonprofit corporation and is exempt from Federal income taxes on related income under Section 501(a) of the Internal Revenue Code as an organization described in Section 501(c)(3).

SAN JOSE CLINIC

NOTES TO FINANCIAL STATEMENTS DECEMBER 31, 2020 AND 2019

Note 2 - Summary of Significant Accounting Policies (Continued)

Income Taxes (Continued)

Accounting principles generally accepted in the United States of America require the Clinic's management to evaluate tax positions taken by the Clinic and recognize a tax liability (or asset) if the Clinic has taken an uncertain position that more likely than not would not be sustained upon examination by the Internal Revenue Service. Management has analyzed the tax positions taken and has concluded that as of December 31, 2020, there are no uncertain positions taken or expected to be taken that would require recognition of a liability (or asset) or disclosure within the financial statements. The Clinic is subject to audits by taxing jurisdictions; however, there are currently no audits for any tax periods in progress.

Functional Allocation of Expenses

The costs of providing the program and supporting services have been summarized on a functional basis in the statement of activities and changes in net assets. The majority of expenses can generally be directly identified with the program or supporting services to which they relate and are charged accordingly. Other expenses have been allocated among the program and supporting services benefited based on square footage of office space occupied, salaries and other basis determined by the management of the Clinic.

Use of Estimates

The preparation of financial statements in conformity with accounting principles generally accepted in the United States of America requires management to make estimates and assumptions that affect the reported amounts in the Clinic's financial statements and accompanying notes. Actual results could differ from those estimates.

Reclassifications

Certain prior year amounts have been reclassified for consistency with the current period presentation. These reclassifications have no effect on the reported results of operations.

Note 3 - Short-Term Investments

Short-term investments consist of the following at December 31:

	<u>2020</u>	<u>2019</u>
Mutual funds	\$ 688,911	\$ 387,821
Money market fund	<u>8,329</u>	<u>6,959</u>
Total short-term investments	<u>\$ 697,240</u>	<u>\$ 394,780</u>

For the years ended December 31, 2020 and 2019, investment income consisted of the interest income in the amount of \$6,409 and \$13,166, respectively.

SAN JOSE CLINIC

NOTES TO FINANCIAL STATEMENTS DECEMBER 31, 2020 AND 2019

Note 4 - Long-Term Investments

Investments are stated at fair value and consist of the following at December 31:

	<u>2020</u>	<u>2019</u>
Certificate of deposit, coupon rate 2.70%, maturing February 15, 2023	\$ 80,390	\$ 73,491

For the years ended December 31, 2020 and 2019, unrealized loss on investments was \$3,899 and \$4,832, respectively.

Note 5 - Pledges Receivable

Pledges receivable consist of the following at December 31:

	<u>2020</u>	<u>2019</u>
Amounts to be collected in one year or less:		
United Way receivable	\$ 585,801	\$ 690,250
Other pledges receivable	588,791	666,501
Amounts to be collected in one to five years	<u>16,000</u>	<u>256,078</u>
 Total pledges receivable	 1,190,592	 1,612,829
 Less: discount on pledges receivable	 <u>(1,812)</u>	 <u>(22,849)</u>
 Total pledges receivable, net	 <u>\$ 1,188,780</u>	 <u>\$ 1,589,980</u>

Note 6 - Property and Equipment

Property and equipment consisted of the following at December 31:

	<u>2020</u>	<u>2019</u>
Furniture, fixtures and equipment	\$ 565,693	\$ 546,578
Building	335,080	335,080
Leasehold improvements	<u>67,500</u>	<u>63,500</u>
 Total property and equipment	 968,273	 945,158
 Less: accumulated depreciation and amortization	 <u>(484,000)</u>	 <u>(439,522)</u>
 Total property and equipment, net	 <u>\$ 484,273</u>	 <u>\$ 505,636</u>

Depreciation and amortization expenses amounted to \$44,479 and \$29,195 in 2020 and 2019, respectively.

SAN JOSE CLINIC

NOTES TO FINANCIAL STATEMENTS DECEMBER 31, 2020 AND 2019

Note 7 - Fair Value of Financial Instruments

The Clinic's financial instruments are recorded at fair value. In accordance with accounting principles generally accepted in the United States of America, "fair value" is defined as the price that would be received to sell an asset or paid to transfer a liability in an orderly transaction between market participants at the measurement date. The three-tier hierarchy of inputs is summarized in the three broad levels listed below:

Level 1 - quoted prices in active markets for identical investments.

Level 2 - other significant observable inputs (including quoted prices for similar investments in active markets or in markets not considered to be active).

Level 3 - significant unobservable inputs (including the Clinic's own assumptions in determining fair value of investments).

Financial instruments measured at fair value on a recurring basis at December 31, 2020 are as follows:

	<u>Level 1</u>	<u>Level 2</u>	<u>Level 3</u>	<u>Total</u>
Certificates of deposit	\$ -	\$ 80,390	\$ -	\$ 80,390
Money market mutual funds	697,240	-	-	697,240
Total assets	\$ 697,240	\$ 80,390	\$ -	\$ 777,630

Financial instruments measured at fair value on a recurring basis at December 31, 2019 are as follows:

	<u>Level 1</u>	<u>Level 2</u>	<u>Level 3</u>	<u>Total</u>
Certificates of deposit	\$ -	\$ 73,491	\$ -	\$ 73,491
Money market mutual funds	394,780	-	-	394,780
Total assets	\$ 394,780	\$ 73,491	\$ -	\$ 468,271

The following is a description of the valuation methodologies used for assets measured at fair value. There have been no changes in the methodologies used at December 31, 2020 and 2019.

Certificates of deposit are stated at their approximate fair value because of the short maturities of those investments. Mutual funds are valued at the net asset value of shares held at year end as reported on the active market on which the securities are traded. Money market accounts are valued at year end cost which approximates market value.

SAN JOSE CLINIC

NOTES TO FINANCIAL STATEMENTS DECEMBER 31, 2020 AND 2019

Note 7 - Fair Value of Financial Instruments (Continued)

The inputs or methodology used to measure investments are not necessarily indicative of the risk of investing in a particular security. Investments are exposed to various risks such as interest rate, market and credit risks. Because of these risks, it is at least reasonably possible that changes in the values of investment securities will occur in the near term and that such changes could materially affect the amounts reported in the statement of financial position and statement of activities.

Note 8 - Compensated Absences

Employees earn annual vacation leave monthly and are allowed to accrue up to 80 vacation hours. Accrued vacation hours are payable upon termination. The Clinic had accrued approximately \$51,038 and \$42,281 at December 31, 2020 and 2019, respectively, related to earned vacation.

Note 9 - Contributions In-Kind

On January 10, 2010, the Clinic moved its operations to a building located at 2615 Fannin Street, Houston, Texas 77002. The building is owned and managed by CHRISTUS Health Group (CHRISTUS). The Clinic signed a lease agreement with CHRISTUS for 15 years with an annual payment of \$1 which includes office space and utilities. The estimated fair rental value of \$841,202 and \$844,900 has been recorded as contributions in-kind and as occupancy expense for the year ended December 31, 2020 and 2019.

The Clinic receives donations of vaccines, medication and other clinical supplies. These items are valued at the estimated fair value as determined by a third-party. For the year ended December 31, 2020 and 2019, the Clinic received donations of these supplies amounting to \$3,326,355 and \$4,813,957 respectively.

The Clinic also receives contributed services, which are donations of physician's services and other volunteer services requiring specialized skills. Contributed services of \$541,203 and \$729,635 were recorded in 2020 and 2019, respectively.

The Clinic also receives contributed lab services, which are donations of a facility that provides the services. Contributed lab services of \$326,028 and \$426,068 were recorded in 2020 and 2019, respectively.

Furthermore, as stated in note 2, the Clinic receives property and liability insurance coverage from the Trust, in the amount of \$21,600 per year for both 2020 and 2019.

Note 10 - Related Party Transactions

Contributions

Support recognized from the Archdiocese, a member of the Board of Directors, in the form of cash contributions were \$423,731 and \$344,717 to the Clinic in 2020 and 2019, respectively, and are included in other public support. As of December 31, 2020 and 2019, the Clinic has a pledge receivable from the Archdiocese for \$112,500.

SAN JOSE CLINIC

NOTES TO FINANCIAL STATEMENTS DECEMBER 31, 2020 AND 2019

Note 11 - Line-of-Credit

On December 5, 2019, the Clinic obtained a revolving line-of-credit for \$250,000 from a bank. The interest rate is 3.56%, payable annually. Any amount outstanding on the line is due on maturity, December 4, 2021. At December 31, 2020 and 2019, no balance was advanced from the line-of-credit.

Note 12 - Paycheck Protection Program

On April 20, 2020, San Jose Clinic entered into a Loan Agreements and Promissory Notes (SBA Loan) pursuant to the Paycheck Protection Program (PPP) under the recently enacted Coronavirus Aid, Relief, and Economic Security Act (“CARES Act”) administered by the U.S. Small Business Administration.

The Clinic received total loan proceeds of \$560,300. The loan is scheduled to mature on April 20, 2022, carries a 1.00% interest rate, and is subject to the terms and conditions applicable to loans administered by the U.S. Small Business Administration under the CARES Act. The loan may be prepaid by the Clinic at any time prior to maturity with no prepayment penalties. The loan contains customary events of default relating to, among other things, payment defaults and breaches of representations and warranties. Subject to certain conditions, the loan may be forgiven in whole or in part by applying for forgiveness pursuant to the CARES Act and the PPP. The amount of loan proceeds eligible for forgiveness is determined on a formula based on a number of factors, including the amount of loan proceeds used by the Clinic during the 8 weeks after the loan origination for certain purposes, including payroll costs, interest on certain mortgage obligations, rent payments on certain leases, and certain qualified utility payments, provided that, among other matters, at least 85% of the loan amount is used for eligible payroll costs, the maintenance or rehiring of employees, and maintaining salaries at certain levels. In accordance with the requirements of the CARES Act and the PPP, the Clinic used the proceeds from the loan primarily for payroll costs. The Clinic applied for loan forgiveness and was granted forgiveness in full for the loan balance on April 6, 2021.

Note 13 - Commitments and Contingencies

The Clinic leases equipment under various operating lease agreements expiring through 2022. For 2020 and 2019, rental expense amounted to \$7,925 and \$7,923, respectively. Minimum future lease commitments under operating leases at December 31, 2020 are as follows:

<u>Years Ending December 31,</u>	<u>Amount</u>
2021	\$ 7,923
2022	<u>2,641</u>
Total	<u>\$ 10,564</u>

SAN JOSE CLINIC

NOTES TO FINANCIAL STATEMENTS DECEMBER 31, 2020 AND 2019

Note 14 - Net Assets with Donor Restrictions

Net assets with donor restrictions are restricted for the following at December 31:

	2020	2019
Purpose restrictions:		
Fort Bend location	\$ 428,613	\$ 409,977
Dental program	63,761	60,000
Mental health program	-	6,261
Primary care physician/nurse	-	4,864
Medical equipment	5,000	2,100
100-year anniversary research project	10,000	-
Telehealth	28,602	-
Pharmacy	1,000	-
Time restrictions:		
United Way	585,803	690,252
Catholic Charities	141,109	350,411
George Foundation	100,000	200,000
Houston Methodist	140,000	150,000
Archdiocese of Galveston-Houston	112,500	112,500
Subject to restriction in perpetuity	80,390	76,491
Total net assets with donor restrictions	\$ 1,696,778	\$ 2,062,856

Note 15 - Net Assets Released from Donor Restrictions

During the years ended December 31, 2020 and 2019, net assets were released from donor restrictions in the amount of \$1,855,148 and \$2,101,815, respectively, by incurring expenses satisfying the restricted purposes or by occurrence of events specified by the donors.

Note 16 - Endowment Funds

The Clinic has a donor-restricted endowment fund for operations which is maintained in accordance with explicit donor stipulations. The Board of Directors of the Clinic has interpreted the Texas Uniform Prudent Management of Institutional Funds Act (TUPMIFA) as requiring the preservation of the fair value of the original gift as of the gift date of the donor-restricted endowment funds absent explicit donor stipulations to the contrary. As a result of this interpretation, the Clinic classifies as permanently restricted net assets (a) the original value of gifts donated to the permanent endowment, and (b) the original value of subsequent gifts to the permanent endowment. The remaining portion of the donor-restricted endowment fund that is not classified in permanently restricted net assets is classified as temporarily restricted net assets until those amounts are appropriated for expenditure by the Clinic in a manner consistent with the standard of prudence prescribed by TUPMIFA.

SAN JOSE CLINIC

NOTES TO FINANCIAL STATEMENTS DECEMBER 31, 2020 AND 2019

Note 16 - Endowment Funds (Continued)

In accordance with TUPMIFA, the Clinic considers the following factors in making a determination to appropriate or accumulate donor-restricted endowment funds:

- The duration and preservation of the fund
- The purpose of the Clinic and the donor-restricted endowment fund
- General economic conditions
- The possible effect of inflation and deflation
- The expected total return from income and the appreciation of investments
- Other resources of the Clinic
- The investment policies of the Clinic

Endowment funds are maintained in an investment account which is managed by an independent financial firm that follows guidance provided in an investment policy approved by the Board of Directors. The Clinic has adopted investment policies for endowment assets that attempt to provide a predictable stream of funding to programs supported by its endowment while seeking to maintain the purchasing power of the endowment assets. The endowment funds have not been spent since inception; no spending policy is currently in place. The Clinic is working on implementing a spending policy in 2021.

From time to time, the fair value of assets associated with individual donor-restricted endowment funds may fall below the level that the donor or TUPMIFA requires the Clinic to retain as a fund of perpetual duration.

Endowment net assets consist of the following at December 31:

	<u>2020</u>	<u>2019</u>
Original donor restricted gift amount required to be maintained in perpetuity by donor	<u>\$ 80,390</u>	<u>\$ 76,491</u>

Note 17 - Risk and Concentrations

As of December 31, 2020, the United Way's pledge and two donors' pledges make up approximately 70% of total pledges receivable. As of December 31, 2019, the United Way's pledge and two donors' pledge make up approximately 77% of total pledges receivable.

As of December 31, 2020, two vendors represented approximately 33% of total expenses. As of December 31, 2019, one vendor represented approximately 14% of total expenses.

Note 18 - Credit Risk

The Clinic maintains its cash balances in a financial institution where at times, the Clinic's bank deposits in the financial institution exceed the prevailing federally insured limit per depositor per banking institution. The risk is mitigated by the financial strength of the financial institution where the deposits are held. As of December 31, 2020, the Clinic had uninsured amount of \$175,523.

SAN JOSE CLINIC

NOTES TO FINANCIAL STATEMENTS DECEMBER 31, 2020 AND 2019

Note 19 - Retirement Plan

The Clinic established a defined-contribution benefit plan in July 2011 that provides benefits for all eligible employees. The Clinic provides a 100% match on the first 3% employee contribution and a 50% match on the next 2% employee contribution. The Clinic contributes up to 4% on employee contributions. Contributions of \$55,506 and \$55,707 by the Clinic were charged to expense during the year ended December 31, 2020 and 2019, respectively.

Note 20 - Liquidity and Availability of Resources

The following table reflects The Clinic's financial assets at December 31, 2020, reduced by amounts not anticipated to be available for general expenditure within one year of the statement of financial position date. Financial assets are considered unavailable when illiquid or they are not convertible to cash within one year. Financial assets are available for general expenditure if they do not have donor or other restrictions limiting their use through purpose restrictions.

Financial assets available within one year:	<u>Amount</u>
Cash and cash equivalents	\$ 478,930
Short-term investments	697,240
Pledges receivable	1,174,592
Other receivable	<u>46,895</u>
Total financial assets available within one year	2,397,657
Amounts unavailable for general expenditure within one year:	
Restricted by donors with purpose restrictions	<u>(536,976)</u>
Total financial assets available to meet cash needs for general expenditures within one year	<u>\$ 1,860,681</u>

The Clinic regularly monitors liquidity required to meet its operational needs and other contractual commitments. The Clinic has various sources of liquidity, including cash, cash equivalents and investments. Excess funds are invested for long-term appreciation and current income but remain available to be spent at the Board's discretion.

For purposes of analyzing resources available to meet general expenditures over a 12-month period, the Clinic considers all expenditures related to its ongoing program activities and support services to be general expenditures. The Clinic strives to operate with a balanced budget and anticipates collecting sufficient revenue to cover general expenditures not covered by donor restricted resources.

SAN JOSE CLINIC

NOTES TO FINANCIAL STATEMENTS DECEMBER 31, 2020 AND 2019

Note 21 - Subsequent Events

On March 12, 2021, the Clinic obtained a second Paycheck Protection Program Loan (PPP Loan) of \$594,900, which is also guaranteed by the U.S. Small Business Administration. The PPP Loan is due in equal principal payments beginning April 12, 2021, with final payment due March 15, 2026. The PPP Loan has a fixed interest rate of 1.00%, with accrued interest payable monthly beginning April 12, 2021. PPP Loan may be forgiven, in whole or in part, if The Clinic complies with certain requirements of the CARES Act.

On April 6, 2021, The Clinic was approved for the loan forgiveness of the first Paycheck Protection Program Loan (PPP Loan) of \$560,300 in full by the U.S. Small Business Administration.

On May 7, 2021, the Clinic transferred the fair value of the investments held for the endowment fund to the Catholic Endowment Foundation of Galveston-Houston (CEFG). The Clinic transferred the funds after entering into a contract with CEFG to manage the endowment fund.

Management has evaluated subsequent events through June 16, 2021, the date which the financial statements were available to be issued. Management has determined that there are no other subsequent events requiring recognition or disclosure in the financial statements.

*** * * End of Notes * * ***

SAN JOSE CLINIC

FINANCIAL STATEMENTS

DECEMBER 31, 2019 AND 2018

(With Independent Auditor's Report Thereon)

Insight. Oversight. Foresight.SM

 **DoerenMayhew**
CPAs AND ADVISORS

SAN JOSE CLINIC

TABLE OF CONTENTS

	<u>Page</u>
INDEPENDENT AUDITOR'S REPORT	1
FINANCIAL STATEMENTS	
Statements of Financial Position	3
Statements of Activities and Changes in Net Assets	4
Statements of Functional Expenses	5
Statements of Cash Flows.....	6
Notes to Financial Statements	7

INDEPENDENT AUDITOR'S REPORT

Board of Directors
of **San Jose Clinic**

Report on the Financial Statements

We have audited the accompanying financial statements of San Jose Clinic (the Clinic), a nonprofit organization, which comprise the statement of financial position as of December 31, 2019, and the related statements of activities and changes in net assets, functional expenses and cash flows for the years then ended and the related notes to the financial statements.

Management's Responsibility for the Financial Statements

Management is responsible for the preparation and fair presentation of these financial statements in accordance with accounting principles generally accepted in the United States of America; this includes the design, implementation, and maintenance of internal control relevant to the preparation and fair presentation of financial statements that are free from material misstatement, whether due to fraud or error.

Auditor's Responsibility

Our responsibility is to express an opinion on these financial statements based on our audits. We conducted our audits in accordance with auditing standards generally accepted in the United States of America. Those standards require that we plan and perform the audit to obtain reasonable assurance about whether the financial statements are free from material misstatement.

An audit involves performing procedures to obtain audit evidence about the amounts and disclosures in the financial statements. The procedures selected depend on the auditor's judgment, including the assessment of the risks of material misstatement of the financial statements, whether due to fraud or error. In making those risk assessments, the auditor considers internal control relevant to the Clinic's preparation and fair presentation of the financial statements in order to design audit procedures that are appropriate in the circumstances, but not for the purpose of expressing an opinion on the effectiveness of the Clinic's internal control. Accordingly, we express no such opinion. An audit also includes evaluating the appropriateness of accounting policies used and the reasonableness of significant accounting estimates made by management, as well as evaluating the overall presentation of the financial statements.

We believe that the audit evidence we have obtained is sufficient and appropriate to provide a basis for our qualified audit opinion.

Basis for Qualified Opinion

The Clinic's accounting records do not permit us to extend our auditing procedures to obtain sufficient appropriate evidence for inventory amounts noted in the accompanying statement of financial position. Consequently, we were unable to determine whether any adjustments were necessary in the statements of activities and net assets, and statement of cashflows.

Qualified Opinion

In our opinion, except for the matter discussed in the Basis of Qualified Opinion paragraph, the financial statements referred to in the first paragraph present fairly, in all material respects, the financial position of San Jose Clinic as of December 31, 2019, and the results of its operations and its cash flows for the years then ended in accordance with accounting principles generally accepted in the United States of America.

Updated Opinion on Prior Year Financial Statements

In our report dated August 21, 2019, we expressed an opinion that the 2018 financial statements were fairly stated in all material respects and the financial position, statements of activities and changes in net assets, functional expenses and cash flows were in conformity with accounting principles generally accepted in the United States of America. As described in Note 19 to the financial statements, the Clinic restated its 2018 financial statements to include an inventory balance that existed but was not previously reported. We did not observe the inventory at December 31, 2018 and were unable to obtain sufficient appropriate audit evidence about inventory quantities by other auditing procedures. Accordingly, our present opinion on the 2018 financial statements, as presented herein, is qualified which is different from that expressed in our previous report.



Houston, Texas
June 26, 2020

SAN JOSE CLINIC

STATEMENTS OF FINANCIAL POSITION DECEMBER 31, 2019 AND 2018

<u>Assets</u>	<u>2019</u>	<u>Restated 2018</u>
Current assets:		
Cash and cash equivalents	\$ 462,814	\$ 657,715
Short-term investments (Notes 3 and 7)	394,780	471,522
United Way pledge receivable (Note 5)	690,250	726,572
Pledges receivable, current portion (Note 5)	666,501	365,260
Other receivables	29,405	22,766
Pharmaceutical inventory (Note 1)	2,687,252	2,027,140
Prepaid expenses	9,959	24,098
Total current assets	4,940,961	4,295,073
Non-current assets:		
Pledges receivable, net of current portion (Note 5)	233,229	25,200
Property and equipment, net (Note 6)	505,636	120,168
Long-term investments (Notes 4 and 7)	73,491	68,659
Total assets	\$ 5,753,317	\$ 4,509,100
<u>Liabilities and Net Assets</u>		
Current liabilities:		
Accounts payable	\$ 105,476	\$ 18,585
Accrued expenses (Note 8)	130,301	123,149
Total liabilities	235,777	141,734
Net assets:		
Without donor restrictions	3,454,684	3,007,622
With donor restrictions (Note 13)	2,062,856	1,359,744
Total net assets	5,517,540	4,367,366
Total liabilities and net assets	\$ 5,753,317	\$ 4,509,100

See accompanying notes to financial statements.

SAN JOSE CLINIC

STATEMENTS OF ACTIVITIES AND CHANGES IN NET ASSETS YEARS ENDED DECEMBER 31, 2019 AND 2018

	2019			Restated 2018		
	<u>Without Donor Restrictions</u>	<u>With Donor Restrictions</u>	<u>Total</u>	<u>Without Donor Restrictions</u>	<u>With Donor Restrictions</u>	<u>Total</u>
Public support and revenue:						
Contributions from United Way	\$ -	\$ 690,252	\$ 690,252	\$ -	\$ 726,572	\$ 726,572
Other public support	808,071	2,114,675	2,922,746	1,380,601	597,125	\$ 1,977,726
Contributions in-kind	6,836,161	-	6,836,161	7,766,631	-	7,766,631
Investment income	13,166	-	13,166	825	-	825
Program service contributions	839,095	-	839,095	795,112	-	795,112
Other income	6,413	-	6,413	11,828	-	11,828
Net assets released from restrictions (Note 14)	2,101,815	(2,101,815)	-	1,033,976	(1,033,976)	-
Total public support and revenue	<u>10,604,721</u>	<u>703,112</u>	<u>11,307,833</u>	<u>10,988,973</u>	<u>289,721</u>	<u>11,278,694</u>
Expenses:						
Program services - medical services to indigent persons	8,987,088	-	8,987,088	8,367,334	-	8,367,334
Support services:						
Management and general	600,592	-	600,592	667,833	-	667,833
Fund-raising	569,979	-	569,979	586,219	-	586,219
Total expenses	<u>10,157,659</u>	<u>-</u>	<u>10,157,659</u>	<u>9,621,386</u>	<u>-</u>	<u>9,621,386</u>
Change in net assets	447,062	703,112	1,150,174	1,367,587	289,721	1,657,308
Net assets, beginning of year, as restated (Note 19)	<u>3,007,622</u>	<u>1,359,744</u>	<u>4,367,366</u>	<u>1,640,035</u>	<u>1,070,023</u>	<u>2,710,058</u>
Net assets, end of year	<u>\$ 3,454,684</u>	<u>\$ 2,062,856</u>	<u>\$ 5,517,540</u>	<u>\$ 3,007,622</u>	<u>\$ 1,359,744</u>	<u>\$ 4,367,366</u>

See accompanying notes to financial statements.

SAN JOSE CLINIC

STATEMENTS OF FUNCTIONAL EXPENSES YEARS ENDED DECEMBER 31, 2019 AND 2018

	2019				Restated 2018			
	Medical Services to Indigent Persons	Management and General	Fund-raising	Total	Medical Services to Indigent Persons	Management and General	Fund-raising	Total
Personnel costs:								
Salaries	\$ 1,626,254	\$ 417,007	\$ 264,475	\$ 2,307,736	\$ 1,663,879	\$ 373,424	\$ 271,135	\$ 2,308,438
Employee benefits	215,195	44,979	30,212	290,386	190,801	32,812	31,077	254,690
Payroll taxes	122,507	29,597	19,644	171,748	138,042	28,595	20,856	187,493
Total personnel costs	1,963,956	491,583	314,331	2,769,870	1,992,722	434,831	323,068	2,750,621
Donated services	1,150,272	-	5,432	1,155,704	1,171,181	77,304	5,928	1,254,413
Occupancy	760,410	42,245	42,245	844,900	760,410	42,245	42,245	844,900
Supplies	4,418,086	3,302	8,992	4,430,380	3,800,998	2,370	2,997	3,806,365
Professional & Medical Fees	289,039	36,114	82,165	407,318	494,628	81,679	169,810	746,117
Clinical service expense	124,852	999	1,043	126,894	-	-	-	-
Computer	89,133	-	17,657	106,790	-	-	-	-
Building services	40,929	1,086	650	42,665	-	-	-	-
Telephone	12,008	667	667	13,342	19,192	748	665	20,605
Liability insurance	21,600	-	-	21,600	19,440	1,080	1,080	21,600
Auto & Travel	517	2,949	1,631	5,097	518	367	1,302	2,187
Miscellaneous	27,165	771	7,551	35,487	16,755	776	22,369	39,900
Postage and shipping	609	430	3,013	4,052	2,422	355	1,251	4,028
Conference and meetings	16,083	16,818	68,155	101,056	9,681	23,493	1,673	34,847
Purchase of property and equipment	-	-	-	-	1,580	-	-	1,580
Equipment rental and maintenance	27,059	-	-	27,059	29,223	-	-	29,223
Printing and publications	4,567	3,322	16,141	24,030	8,109	2,047	13,293	23,449
Assistance to individuals	12,220	-	-	12,220	9,713	-	-	9,713
Total expenses before depreciation and amortization	8,958,505	600,286	569,673	10,128,464	8,336,572	667,295	585,681	9,589,548
Depreciation	28,583	306	306	29,195	30,762	538	538	31,838
Total expenses	<u>\$ 8,987,088</u>	<u>\$ 600,592</u>	<u>\$ 569,979</u>	<u>\$10,157,659</u>	<u>\$ 8,367,334</u>	<u>\$ 667,833</u>	<u>\$ 586,219</u>	<u>\$ 9,621,386</u>

See accompanying notes to financial statements.

SAN JOSE CLINIC

STATEMENTS OF CASH FLOWS YEARS ENDED DECEMBER 31, 2019 AND 2018

	2019	Restated 2018
Cash flows from operating activities:		
Change in net assets	\$ 1,150,174	\$ 1,657,308
Adjustments to reconcile change in net assets to net cash provided by (used in) operating activities:		
Depreciation	29,195	31,838
Unrealized gain on investments	(4,832)	1,727
In-kind contribution of pharmaceutical inventory	(660,112)	(2,027,140)
Changes in operating assets and liabilities:		
Decrease in United Way pledge receivable	36,322	14,830
Increase (Decrease) in Pledges receivable	(509,270)	49,608
Increase in Other receivables	(6,639)	(10,871)
Decrease (Increase) in Prepaid expenses	14,141	(4,178)
Increase (Decrease) in Accounts payable	86,889	(5,244)
Increase (Decrease) in Accrued expenses	7,152	(1,948)
Net cash provided by (used in) operating activities	143,020	(294,070)
Cash flows from investing activities:		
Purchases of property and equipment	(414,663)	-
Proceeds from long-term investments	-	574,037
Purchase of short-term investments		(68,659)
Redemption of short-term investments	76,742	-
Net cash (used in) provided by investing activities	(337,921)	505,378
Net (decrease) increase in cash and cash equivalents	(194,901)	209,652
Cash and cash equivalents, beginning of year	657,715	448,063
Cash and cash equivalents, end of year	\$ 462,814	\$ 657,715

See accompanying notes to financial statements.

SAN JOSE CLINIC

NOTES TO FINANCIAL STATEMENTS DECEMBER 31, 2019 AND 2018

Note 1 - Description of Organization

San Jose Clinic (the Clinic) is a nonprofit organization rendering medical aid and services to indigent persons, regardless of their ability to pay. The mission of the Clinic is to provide quality healthcare and education to those with limited access to such services in an environment which respects the dignity of each person. The Clinic is an agency of the Archdiocese of Galveston-Houston (the Archdiocese). The Clinic is exempt from Federal income tax under Section 501(c)(3) of the Internal Revenue Code.

Note 2 - Summary of Significant Accounting Policies

Basis of Presentation

The Clinic's financial statements have been prepared on the accrual basis of accounting in accordance with accounting principles generally accepted in the United States of America. Under generally accepted accounting principles, the Clinic is required to report information regarding its financial position and activities according to two classes of net assets: without donor restrictions and with donor restrictions. Accordingly, net assets of the Clinic and changes therein are classified and reported as follows:

Net assets without donor restrictions: Net assets that are not subject to donor-imposed restrictions even though their use may be limited in other respects such as by contract or Board of Directors (Board) designation.

Net assets with donor restrictions: Net assets subject to donor-imposed restrictions. Donor-imposed restrictions may be temporary in nature, such as those that will be met by the passage of time or other events specified by the donor. Other donor-imposed restrictions may be perpetual in nature, where the donor stipulates that resources be maintained in perpetuity.

If donor-imposed restrictions are met in the same reporting period as the contribution was recognized as revenue, The Home reports such contributions as an increase in net assets without donor restrictions. All other donor-restricted contributions are reported as increases in net assets with donor restrictions and when the restriction expires or is satisfied, these net assets with donor restrictions are reclassified to net assets without donor restrictions and reported in the consolidated statements of operations and changes in net assets as net assets released from restrictions. United Way contributions are recorded as with donor restriction contributions until the year they are to be utilized for operations. Expenses are generally reported as decreases in net assets without donor restrictions.

Cash and Cash Equivalents

The Clinic considers all demand deposits, certificates of deposit, and highly liquid investments with maturity dates of less than three months at date of purchase, other than those held for long-term investment, to be cash equivalents.

SAN JOSE CLINIC

NOTES TO FINANCIAL STATEMENTS DECEMBER 31, 2019 AND 2018

Note 2 - Summary of Significant Accounting Policies (Continued)

Certificate of Deposit

The Clinic considers highly liquid investments with maturity dates of less than one year but more than three months at date of purchase to be cash held for long-term investments. Income earned on investments is recorded as income without donor restrictions unless the donor specifies otherwise.

Allowance for Uncollectible Accounts

An allowance for contributions and pledges receivable is provided when it is believed amounts may not be collected in full. The amount of bad debt expense recognized each period and the resulting adequacy of the allowance at the end of each period are determined using a combination of historical loss experience and account by account analysis of balances each period. Receivables are written off as a charge to the allowance for uncollectible accounts when management determines the receivable will not be collected. It is possible that management's estimates regarding the collectability of the balances will change in the near term resulting in a change in the carrying value of these receivables. At December 31, 2019 and 2018, no allowance was established for potentially uncollectible accounts.

Investments

Investments are recorded at fair value. Investment income is reported in the statement of activities and changes in net assets as an increase in net assets without donor restrictions unless the use of the income is limited by donor-imposed restrictions. Investment income whose use is restricted by the donor is reported as an increase in net assets with donor restrictions until expended in accordance with donor-imposed restrictions.

Contributions and Pledges Receivable

Contributions are recorded as revenue in the year they are received unless they contain a conditional promise to give. Conditional promises to give are recorded as revenue when the conditions on which they depend are substantially met. Pledges receivable that are expected to be collected within one year are recorded at net realizable value. Amounts that are expected to be collected in future years are discounted to estimate the present value of future cash flows, if material. Amortization of the discount is included in contribution revenue.

Property and Equipment

Property, equipment and leasehold improvements are recorded at cost if purchased or, if donated, at the approximate fair value at the date of donation. Property and Equipment over \$1,000 are capitalized. Fair values are determined by Clinic personnel familiar with the items donated. Depreciation and amortization are computed on the straight-line method over the estimated useful lives of the assets which range from 5 to 20 years or the life of the lease, if shorter. Maintenance and repairs are charged to expense while expenditures for improvements are capitalized.

SAN JOSE CLINIC

NOTES TO FINANCIAL STATEMENTS DECEMBER 31, 2019 AND 2018

Note 2 - Summary of Significant Accounting Policies (Continued)

Program Service Contributions

Program service contributions represent amounts contributed by patients based on services provided and the patients' ability to pay and are recorded as revenue at fair value when an unconditional commitment is received from the patient.

Contributions In-Kind

Contributed services are recognized as revenue if the services received create or enhance nonfinancial assets, require specialized skills provided by individuals possessing those skills, and typically need to be purchased if not provided by donation. Contributed services are recorded at the fair market value of the services provided. Contributed services that do not meet the above criteria are not recognized as revenues and are not reported in the accompanying financial statements.

Pharmaceutical Inventory

Inventory is valued at net realizable value or, at fair market value. Inventory consists primarily of medicines and medical supplies to be used on patients. At December 31, 2019 and 2018, the inventory included donated medicines to be used on patients of \$2,687,252 and \$2,027,140, respectively.

Liability Insurance

The Clinic is a participant of the CHRISTUS Health Group Property and Liability Insurance Trust (the Trust) for professional and comprehensive general liability insurance for any employee or volunteer of the Clinic. The Clinic would have contributed approximately \$21,600 per year for 2019 as a participant of the Trust; however, during 2019, the Trust waived the fee.

Income Taxes

The Clinic is a nonprofit corporation and is exempt from Federal income taxes on related income under Section 501(a) of the Internal Revenue Code as an organization described in Section 501(c)(3).

Accounting principles generally accepted in the United States of America require the Clinic's management to evaluate tax positions taken by the Clinic and recognize a tax liability (or asset) if the Clinic has taken an uncertain position that more likely than not would not be sustained upon examination by the Internal Revenue Service. Management has analyzed the tax positions taken and has concluded that as of December 31, 2019, there are no uncertain positions taken or expected to be taken that would require recognition of a liability (or asset) or disclosure within the financial statements. The Clinic is subject to audits by taxing jurisdictions; however, there are currently no audits for any tax periods in progress.

SAN JOSE CLINIC

NOTES TO FINANCIAL STATEMENTS DECEMBER 31, 2019 AND 2018

Note 2 - Summary of Significant Accounting Policies (Continued)

Functional Allocation of Expenses

The costs of providing the program and supporting services have been summarized on a functional basis in the statement of activities and changes in net assets. The majority of expenses can generally be directly identified with the program or supporting services to which they relate and are charged accordingly. Other expenses have been allocated among the program and supporting services benefited based on square footage of office space occupied, salaries and other basis determined by the management of the Clinic.

Use of Estimates

The preparation of financial statements in conformity with accounting principles generally accepted in the United States of America requires management to make estimates and assumptions that affect the reported amounts in the Clinic's financial statements and accompanying notes. Actual results could differ from those estimates.

Changes in Accounting Principles

On January 1, 2019, the Clinic adopted Accounting Standards Update (ASU) No. 2014-09, *Revenue from Contracts with Customers*, and all related amendments (collectively, ASC 606) using the modified retrospective method. ASC 606 requires the recognition of revenue when promised goods or services are transferred to customers or clients in an amount that reflects the consideration to which an entity expects to be entitled in exchange for those goods or services. The adoption of ASC 606 resulted in no significant changes to The Home's financial reporting. Accordingly, no adjustment to beginning net assets was necessary.

On January 1, 2019, The Clinic adopted ASU No. 2018-08, *Not-for-Profit Entities: Clarifying the Scope and the Accounting Guidance for Contributions Received and Contributions Made (Topic 605)* using the modified retrospective method. This ASU improved the clarity on existing guidance for the determination of exchange transactions and distinguishing between conditional and unconditional contributions. The adoption of this ASU had no impact on the clinic's financial statements.

Note 3 - Short-Term Investments

Short-term investments consist of the following at December 31:

	<u>2019</u>	<u>2018</u>
Mutual funds	\$ 387,821	\$ -
Money market fund	<u>6,959</u>	<u>471,522</u>
Total short-term investments	<u>\$ 394,780</u>	<u>\$ 471,522</u>

For the years ended December 31, 2019 and 2018, investment income consisted of the interest income in the amount of \$13,166 and \$825, respectively.

SAN JOSE CLINIC

NOTES TO FINANCIAL STATEMENTS DECEMBER 31, 2019 AND 2018

Note 4 - Long-Term Investments

Investments are stated at fair value and consist of the following at December 31:

	<u>2019</u>	<u>2018</u>
Certificate of deposit, coupon rate 2.70%, maturing February 15, 2023	\$ 73,491	\$ 68,659

For the years ended December 31, 2019 and 2018, unrealized loss on investments was \$4,832 and \$153, respectively.

Note 5 - Pledges Receivable

Pledges receivable consist of the following at December 31:

	<u>2019</u>	<u>2018</u>
Amounts to be collected in one year or less:		
United Way receivable	\$ 690,250	\$ 726,572
Other pledges receivable	666,501	365,260
Amounts to be collected in one to five years	<u>256,078</u>	<u>25,200</u>
Less: discount on pledges receivable	<u>(22,849)</u>	<u>-</u>
Total pledges receivable	<u>\$ 1,589,980</u>	<u>\$ 1,117,032</u>

Note 6 - Property and Equipment

Property and equipment consisted of the following at December 31:

	<u>2019</u>	<u>2018</u>
Furniture, fixtures and equipment	\$ 546,578	\$ 701,650
Building	335,080	-
Leasehold improvements	<u>63,500</u>	<u>63,500</u>
Total property and equipment	945,158	765,100
Less: accumulated depreciation and amortization	<u>(439,522)</u>	<u>(644,982)</u>
Property and equipment, net	<u>\$ 505,636</u>	<u>\$ 120,168</u>

Depreciation and amortization expenses amounted to \$29,195 and 31,838 in 2019 and 2018, respectively.

SAN JOSE CLINIC

NOTES TO FINANCIAL STATEMENTS DECEMBER 31, 2019 AND 2018

Note 7 - Fair Value of Financial Instruments

The Clinic's financial instruments are recorded at fair value. In accordance with accounting principles generally accepted in the United States of America, "fair value" is defined as the price that would be received to sell an asset or paid to transfer a liability in an orderly transaction between market participants at the measurement date. The three-tier hierarchy of inputs is summarized in the three broad levels listed below:

Level 1 - quoted prices in active markets for identical investments.

Level 2 - other significant observable inputs (including quoted prices for similar investments in active markets or in markets not considered to be active).

Level 3 - significant unobservable inputs (including the Clinic's own assumptions in determining fair value of investments).

Financial instruments measured at fair value on a recurring basis at December 31, 2019 are as follows:

	<u>Level 1</u>	<u>Level 2</u>	<u>Level 3</u>	<u>Total</u>
Certificates of deposit	\$ -	\$ 73,491	\$ -	\$ 73,491
Mutual funds	-	\$ 387,821	-	387,821
Money market fund (at cost)	-	-	-	6,959
Total assets	<u>\$ -</u>	<u>\$ 461,312</u>	<u>\$ -</u>	<u>\$ 468,271</u>

Financial instruments measured at fair value on a recurring basis at December 31, 2018 are as follows:

	<u>Level 1</u>	<u>Level 2</u>	<u>Level 3</u>	<u>Total</u>
Certificates of deposit	\$ -	\$ 68,659	\$ -	\$ 68,659
Money market fund (at cost)	-	-	-	471,522
Total assets	<u>\$ -</u>	<u>\$ 68,659</u>	<u>\$ -</u>	<u>\$ 540,181</u>

The following is a description of the valuation methodologies used for assets measured at fair value. There have been no changes in the methodologies used at December 31, 2019 and 2018.

Certificates of deposit are stated at their approximate fair value because of the short maturities of those investments. Mutual funds are valued at the net asset value of shares held at year end as reported on the active market on which the securities are traded. Money market accounts are valued at year end cost which approximates market value.

The inputs or methodology used to measure investments are not necessarily indicative of the risk of investing in a particular security. Investments are exposed to various risks such as interest rate, market and credit risks. Because of these risks, it is at least reasonably possible that changes in the values of investment securities will occur in the near term and that such changes could materially affect the amounts reported in the statement of financial position and statement of activities.

SAN JOSE CLINIC

NOTES TO FINANCIAL STATEMENTS DECEMBER 31, 2019 AND 2018

Note 8 - Compensated Absences

Employees earn annual vacation leave monthly and are allowed to accrue up to 80 vacation hours. Accrued vacation hours are payable upon termination. The Clinic had accrued approximately \$42,281 and \$42,281 at December 31, 2019 and 2018, respectively, related to earned vacation.

Note 9 - Contributions In-Kind

On January 10, 2010, the Clinic moved its operations to a building located at 2615 Fannin Street, Houston, Texas 77002. The building is owned and managed by CHRISTUS Health Group (CHRISTUS). The Clinic signed a lease agreement with CHRISTUS for 15 years with an annual payment of \$1 which includes office space and utilities. The estimated fair rental value of \$844,900 has been recorded as contributions in-kind and as occupancy expense for the year ended December 31, 2019 and 2018.

The Clinic receives donations of vaccines, medication and other clinical supplies. These items are valued at the estimated fair value as determined by a third-party. For the year ended December 31, 2019 and 2018, the Clinic received donations of these supplies amounting to \$4,813,957 and \$5,645,717, respectively.

The Clinic also receives contributed services, which are donations of physician's services and other volunteer services requiring specialized skills. Contributed services of \$729,635 and \$979,107 were recorded in 2019 and 2018, respectively.

The Clinic also receives contributed lab services, which are donations of a facility that provides the services. Contributed lab services of \$426,068 and \$275,307 were recorded in 2019 and 2018, respectively.

Furthermore, as stated in note 2, the Clinic receives property and liability insurance coverage from the Trust, in the amount of \$21,600 per year for both 2019 and 2018.

Note 10 - Related Party Transactions

Contributions

Support recognized from the Archdiocese, a member of the Board of Directors, in the form of cash contributions were \$344,717 and 403,004 to the Clinic in 2019 and are included in other public support. As of December 31, 2019 and 2018, the Clinic has a pledge receivable from the Archdiocese for \$112,500 and \$100,000, respectively.

Note 11 - Note Payable

On December 5, 2019, the Clinic obtained a revolving line of credit for \$250,000 from a bank. The interest rate is 3.56%, payable annually. Any amount outstanding on the line is due on maturity, December 4, 2021. At December 31, 2019 and 2018, the balance owed was \$-0-.

SAN JOSE CLINIC

NOTES TO FINANCIAL STATEMENTS DECEMBER 31, 2019 AND 2018

Note 12 - Commitments and Contingencies

The Clinic leases equipment under various operating lease agreements expiring through 2022. For 2019 and 2018, rental expense amounted to \$7,923 and \$14,614, respectively. Minimum future lease commitments under operating leases at December 31, 2019 are as follows:

<u>Years Ending December 31,</u>	<u>Amount</u>
2020	\$ 7,923
2021	7,923
2022	<u>1,985</u>
Total	<u>\$ 17,831</u>

Note 13 - Net Assets with Donor Restrictions

Net assets with donor restrictions are restricted for the following at December 31:

	<u>2019</u>	<u>2018</u>
Purpose restrictions:		
Fort Bend location	\$ 409,977	\$ 145,000
Dental program	60,000	78,072
Mental health program	6,261	61,887
Primary care physician/nurse	4,864	122,491
Medical equipment	2,101	-
Diabetic program	-	45,275
Pharmacy	-	38,302
Radiology program	-	29,140
Pediatric program	-	10,000
Ultrasound maintenance	-	3,138
Time restrictions:		
United Way	690,252	726,572
Catholic Charities	350,411	-
George Foundation	200,000	-
Houston Methodist	150,000	-
Archdiocese of Galveston-Houston	112,500	-
Other	<u>-</u>	<u>30,000</u>
Subject to restriction in perpetuity	<u>76,491</u>	<u>69,867</u>
Total net assets with donor restrictions	<u>\$ 2,062,856</u>	<u>\$ 1,359,744</u>

Note 14 - Net Assets Released from Donor Restrictions

During the years ended December 31, 2019 and 2018, net assets were released from donor restrictions in the amount of \$2,101,815 and \$1,033,976, respectively, by incurring expenses satisfying the restricted purposes or by occurrence of events specified by the donors.

SAN JOSE CLINIC

NOTES TO FINANCIAL STATEMENTS DECEMBER 31, 2019 AND 2018

Note 15 - Endowment Funds

The Clinic has a donor-restricted endowment fund for operations which is maintained in accordance with explicit donor stipulations. The Board of Directors of the Clinic has interpreted the Texas Uniform Prudent Management of Institutional Funds Act (TUPMIFA) as requiring the preservation of the fair value of the original gift as of the gift date of the donor-restricted endowment funds absent explicit donor stipulations to the contrary. As a result of this interpretation, the Clinic classifies as permanently restricted net assets (a) the original value of gifts donated to the permanent endowment, and (b) the original value of subsequent gifts to the permanent endowment. The remaining portion of the donor-restricted endowment fund that is not classified in permanently restricted net assets is classified as temporarily restricted net assets until those amounts are appropriated for expenditure by the Clinic in a manner consistent with the standard of prudence prescribed by TUPMIFA.

In accordance with TUPMIFA, the Clinic considers the following factors in making a determination to appropriate or accumulate donor-restricted endowment funds:

- The duration and preservation of the fund
- The purpose of the Clinic and the donor-restricted endowment fund
- General economic conditions
- The possible effect of inflation and deflation
- The expected total return from income and the appreciation of investments
- Other resources of the Clinic
- The investment policies of the Clinic

Endowment funds are maintained in an investment account which is managed by an independent financial firm that follows guidance provided in an investment policy approved by the Board of Directors. The Clinic has adopted investment policies for endowment assets that attempt to provide a predictable stream of funding to programs supported by its endowment while seeking to maintain the purchasing power of the endowment assets. The endowment funds have not been spent since inception; no spending policy is currently in place. The Clinic is working on implementing a spending policy in 2020.

From time to time, the fair value of assets associated with individual donor-restricted endowment funds may fall below the level that the donor or TUPMIFA requires the Clinic to retain as a fund of perpetual duration.

Endowment net assets consist of the following at December 31:

	<u>2019</u>	<u>2018</u>
Original donor restricted gift amount required to be maintained in perpetuity by donor	<u>\$ 76,491</u>	<u>\$ 68,867</u>

SAN JOSE CLINIC

NOTES TO FINANCIAL STATEMENTS DECEMBER 31, 2019 AND 2018

Note 16 - Risk and Concentrations

As of December 31, 2019, the United Way's pledge and two donors' pledges make up approximately 77% of total pledges receivable. As of December 31, 2018, the United Way's pledge makes up approximately 64% of total pledges receivable.

As of December 31, 2019, one vendor represented approximately 14% of total expenses. No vendor concentrations noted in 2018.

Note 17 - Credit Risk

The Clinic maintains its cash balances in a financial institution where at times, the Clinic's bank deposits in the financial institution exceed the prevailing federally insured limit per depositor per banking institution. The risk is mitigated by the financial strength of the financial institution where the deposits are held. As of December 31, 2019, the Clinic had uninsured amount of \$218,374.

Note 18 - Retirement Plan

The Clinic established a defined-contribution benefit plan in July 2011 that provides benefits for all eligible employees. The Clinic provides a 100% match on the first 3% employee contribution and a 50% match on the next 2% employee contribution. The Clinic contributes up to 4% on employee contributions. Contributions of \$54,378 and \$55,707 by the Clinic were charged to expense during the year ended December 31, 2019 and 2018, respectively.

Note 19 - Prior Period Adjustment

The statement of financial position has been restated recognize inventory during 2018. In previously issued financial statements, the Clinic did not recognize inventory in the amount of \$2,027,140. The effect of the restatements was to increase the statement of financial position assets by \$2,027,140.

SAN JOSE CLINIC

NOTES TO FINANCIAL STATEMENTS DECEMBER 31, 2019 AND 2018

Note 20 - Liquidity and Availability of Resources

The following table reflects The Clinic's financial assets at December 31, 2019, reduced by amounts not anticipated to be available for general expenditure within one year of the statement of financial position date. Financial assets are considered unavailable when illiquid or they are not convertible to cash within one year. Financial assets are available for general expenditure if they do not have donor or other restrictions limiting their use through purpose restrictions.

Financial assets available within one year:	<u>Amount</u>
Cash and cash equivalents	\$ 462,814
Short-term investments	394,780
Pledges receivable	1,612,829
Other receivable	<u>29,405</u>
Total financial assets available within one year	2,499,828
Amounts unavailable for general expenditure within one year:	
Restricted by donors with purpose restrictions	<u>(483,203)</u>
Total financial assets available to meet cash needs for general expenditures within one year	<u>\$ 2,016,625</u>

The Clinic regularly monitors liquidity required to meet its operational needs and other contractual commitments. The Clinic has various sources of liquidity, including cash, cash equivalents and investments. Excess funds are invested for long-term appreciation and current income but remain available to be spent at the Board's discretion.

For purposes of analyzing resources available to meet general expenditures over a 12-month period, the Clinic considers all expenditures related to its ongoing program activities and support services to be general expenditures. The Clinic strives to operate with a balanced budget and anticipates collecting sufficient revenue to cover general expenditures not covered by donor restricted resources.

Note 21 - Subsequent Events

During March 2020, a global pandemic was declared by the World Health Organization related to the rapidly growing outbreak of a novel strain of coronavirus (COVID-19). The pandemic has significantly impacted the economic conditions in the U.S. and globally, accelerating during the first half of March, as federal, state and local governments reacted to the public health crisis. Management is assessing the impact that COVID-19 may ultimately have on the Clinic's operations and cash flows. Management believes that the extent to which COVID-19 will impact the Clinic's operations will depend on future developments, which are highly uncertain, and for which the ultimate effects are unknown at this time.

SAN JOSE CLINIC

NOTES TO FINANCIAL STATEMENTS DECEMBER 31, 2019 AND 2018

Note 21 - Subsequent Events (Continued)

On April 20, 2020, The Clinic obtained a \$560,300 Paycheck Protection Program Loan (PPP Loan) which was established under the CARES Act and is guaranteed by the U.S. Small Business Administration. The PPP Loan is due in seventeen equal principal payments beginning November 20, 2020, with final payment due April 20, 2022. The PPP Loan has a fixed interest rate of 1.00%, with accrued interest payable monthly beginning November 20, 2020. The PPP Loan may be forgiven, in whole or in part, if The Clinic complies with certain requirements of the CARES Act.

Management has evaluated subsequent events through June 26, 2020, the date which the financial statements were available to be issued. Management has determined that there are no other subsequent events requiring recognition or disclosure in the financial statements.

***** End of Notes *****

Exhibit B:
31 CFR Part 35

DEPARTMENT OF THE TREASURY**31 CFR Part 35**

RIN 1505-AC77

Coronavirus State and Local Fiscal Recovery Funds**AGENCY:** Department of the Treasury.**ACTION:** Interim final rule.

SUMMARY: The Secretary of the Treasury (Treasury) is issuing this interim final rule to implement the Coronavirus State Fiscal Recovery Fund and the Coronavirus Local Fiscal Recovery Fund established under the American Rescue Plan Act.

DATES: *Effective date:* The provisions in this interim final rule are effective May 17, 2021.

Comment date: Comments must be received on or before July 16, 2021.

ADDRESSES: Please submit comments electronically through the Federal eRulemaking Portal: <http://www.regulations.gov>. Comments can be mailed to the Office of the Undersecretary for Domestic Finance, Department of the Treasury, 1500 Pennsylvania Avenue NW, Washington, DC 20220. Because postal mail may be subject to processing delay, it is recommended that comments be submitted electronically. All comments should be captioned with “Coronavirus State and Local Fiscal Recovery Funds Interim Final Rule Comments.” Please include your name, organization affiliation, address, email address and telephone number in your comment. Where appropriate, a comment should include a short executive summary.

In general, comments received will be posted on <http://www.regulations.gov> without change, including any business or personal information provided. Comments received, including attachments and other supporting materials, will be part of the public record and subject to public disclosure. Do not enclose any information in your comment or supporting materials that you consider confidential or inappropriate for public disclosure.

FOR FURTHER INFORMATION CONTACT: Katharine Richards, Senior Advisor, Office of Recovery Programs, Department of the Treasury, (844) 529-9527.

SUPPLEMENTARY INFORMATION:**I. Background Information****A. Overview**

Since the first case of coronavirus disease 2019 (COVID-19) was discovered in the United States in January 2020, the disease has infected

over 32 million and killed over 575,000 Americans.¹ The disease has impacted every part of life: As social distancing became a necessity, businesses closed, schools transitioned to remote education, travel was sharply reduced, and millions of Americans lost their jobs. In April 2020, the national unemployment rate reached its highest level in over seventy years following the most severe month-over-month decline in employment on record.² As of April 2021, there were still 8.2 million fewer jobs than before the pandemic.³ During this time, a significant share of households have faced food and housing insecurity.⁴ Economic disruptions impaired the flow of credit to households, State and local governments, and businesses of all sizes.⁵ As businesses weathered closures and sharp declines in revenue, many were forced to shut down, especially small businesses.⁶

Amid this once-in-a-century crisis, State, territorial, Tribal, and local governments (State, local, and Tribal governments) have been called on to respond at an immense scale. Governments have faced myriad needs to prevent and address the spread of

¹ Centers for Disease Control and Prevention, COVID Data Tracker, <http://www.covid.cdc.gov/covid-data-tracker/#datatracker-home> (last visited May 8, 2021).

² U.S. Bureau of Labor Statistics, Unemployment Rate [UNRATE], retrieved from FRED, Federal Reserve Bank of St. Louis; <https://fred.stlouisfed.org/series/UNRATE>, May 3, 2021. U.S. Bureau of Labor Statistics, Employment Level [LNU02000000], retrieved from FRED, Federal Reserve Bank of St. Louis; <https://fred.stlouisfed.org/series/LNU02000000>, May 3, 2021.

³ U.S. Bureau of Labor Statistics, All Employees, Total Nonfarm [PAYEMS], retrieved from FRED, Federal Reserve Bank of St. Louis; <https://fred.stlouisfed.org/series/PAYEMS>, May 7, 2021.

⁴ Nirmita Panchal et al., The Implications of COVID-19 for Mental Health and Substance Abuse (Feb. 10, 2021), <https://www.kff.org/coronavirus-covid-19/issue-brief/the-implications-of-covid-19-for-mental-health-and-substance-use/#:~:text=Older%20adults%20are%20also%20more,prior%20to%20the%20current%20crisis;> U.S. Census Bureau, Household Pulse Survey: Measuring Social and Economic Impacts during the Coronavirus Pandemic, <https://www.census.gov/programs-surveys/household-pulse-survey.html> (last visited Apr. 26, 2021); Rebecca T. Leeb et al., Mental Health-Related Emergency Department Visits Among Children Aged <18 Years During the COVID Pandemic—United States, January 1—October 17, 2020, *Morb. Mortal. Wkly. Rep.* 69(45):1675–80 (Nov. 13, 2020), <https://www.cdc.gov/mmwr/volumes/69/wr/mm6945a3.htm>.

⁵ Board of Governors of the Federal Reserve System, Monetary Policy Report (June 12, 2020), <https://www.federalreserve.gov/monetarypolicy/2020-06-mpr-summary.htm>.

⁶ Joseph R. Biden, Remarks by President Biden on Helping Small Businesses (Feb. 22, 2021), <https://www.whitehouse.gov/briefing-room/speeches-remarks/2021/02/22/remarks-by-president-biden-on-helping-small-businesses/>.

COVID-19, including testing, contact tracing, isolation and quarantine, public communications, issuance and enforcement of health orders, expansions to health system capacity like alternative care facilities, and in recent months, a massive nationwide mobilization around vaccinations. Governments also have supported major efforts to prevent COVID-19 spread through safety measures in settings like nursing homes, schools, congregate living settings, dense worksites, incarceration settings, and public facilities. The pandemic’s impacts on behavioral health, including the toll of pandemic-related stress, have increased the need for behavioral health resources.

At the same time, State, local and Tribal governments launched major efforts to address the economic impacts of the pandemic. These efforts have been tailored to the needs of their communities and have included expanded assistance to unemployed workers; food assistance; rent, mortgage, and utility support; cash assistance; internet access programs; expanded services to support individuals experiencing homelessness; support for individuals with disabilities and older adults; and assistance to small businesses facing closures or revenue loss or implementing new safety measures.

In responding to the public health emergency and its negative economic impacts, State, local, and Tribal governments have seen substantial increases in costs to provide these services, often amid substantial declines in revenue due to the economic downturn and changing economic patterns during the pandemic.⁷ Facing these budget challenges, many State, local, and Tribal governments have been forced to make cuts to services or their workforces, or delay critical investments. From February to May of 2020, State, local, and Tribal governments reduced their workforces by more than 1.5 million jobs and, in April of 2021, State, local, and Tribal government employment remained nearly 1.3 million jobs below pre-pandemic levels.⁸ These cuts to State, local, and Tribal government workforces

⁷ Michael Leachman, House Budget Bill Provides Needed Fiscal Aid for States, Localities, Tribal Nations, and Territories (Feb. 10, 2021), <https://www.cbpp.org/research/state-budget-and-tax/house-budget-bill-provides-needed-fiscal-aid-for-states-localities>.

⁸ U.S. Bureau of Labor Statistics, All Employees, State Government [CES9092000001] and All Employees, Local Government [CES9093000001], retrieved from FRED, Federal Reserve Bank of St. Louis, <https://fred.stlouisfed.org/series/CES9092000001> and <https://fred.stlouisfed.org/series/CES9093000001> (last visited May 8, 2021).

come at a time when demand for government services is high, with State, local, and Tribal governments on the frontlines of fighting the pandemic. Furthermore, State, local, and Tribal government austerity measures can hamper overall economic growth, as occurred in the recovery from the Great Recession.⁹

Finally, although the pandemic's impacts have been widespread, both the public health and economic impacts of the pandemic have fallen most severely on communities and populations disadvantaged before it began. Low-income communities, people of color, and Tribal communities have faced higher rates of infection, hospitalization, and death,¹⁰ as well as higher rates of unemployment and lack of basic necessities like food and housing.¹¹ Pre-existing social vulnerabilities magnified the pandemic in these communities, where a reduced ability to work from home and, frequently, denser housing amplified the risk of infection. Higher rates of pre-existing health conditions also may have contributed to more severe COVID-19 health outcomes.¹² Similarly, communities or households facing economic insecurity before the pandemic were less able to weather business closures, job losses, or declines in earnings and were less able to participate in remote work or education due to the inequities in access to reliable and affordable broadband infrastructure.¹³ Finally, though schools in all areas faced challenges, those in high poverty areas had fewer resources to adapt to remote and hybrid learning models.¹⁴ Unfortunately, the pandemic

also has reversed many gains made by communities of color in the prior economic expansion.¹⁵

B. The Statute and Interim Final Rule

On March 11, 2021, the American Rescue Plan Act (ARPA) was signed into law by the President.¹⁶ Section 9901 of ARPA amended Title VI of the Social Security Act¹⁷ (the Act) to add section 602, which establishes the Coronavirus State Fiscal Recovery Fund, and section 603, which establishes the Coronavirus Local Fiscal Recovery Fund (together, the Fiscal Recovery Funds).¹⁸ The Fiscal Recovery Funds are intended to provide support to State, local, and Tribal governments (together, recipients) in responding to the impact of COVID-19 and in their efforts to contain COVID-19 on their communities, residents, and businesses. The Fiscal Recovery Funds build on and expand the support provided to these governments over the last year, including through the Coronavirus Relief Fund (CRF).¹⁹

a lifetime (June 2020), https://webtest.chilidrensinsttute.net/sites/default/files/documents/COVID-19-and-student-learning-in-the-United-States_FINAL.pdf; Andrew Bacher-Hicks et al., *Inequality in Household Adaptation to Schooling Shocks: Covid-Induced Online Engagement in Real Time*, J. of Public Econ. Vol. 193(C) (July 2020), available at <https://www.nber.org/papers/w27555>.

¹⁵ See, e.g., Tyler Atkinson & Alex Richter, *Pandemic Disproportionately Affects Women, Minority Labor Force Participation*, <https://www.dallasfed.org/research/economics/2020/1110> (last visited May 9, 2021); Jared Bernstein & Janelle Jones, *The Impact of the COVID19 Recession on the Jobs and Incomes of Persons of Color*, https://www.cbpp.org/sites/default/files/atoms/files/6-2-20bud_0.pdf (last visited May 9, 2021).

¹⁶ American Rescue Plan Act of 2021 (ARPA), sec. 9901, Public Law 117-2, codified at 42 U.S.C. 802 *et seq.* The term "state" as used in this **SUPPLEMENTARY INFORMATION** and defined in section 602 of the Act means each of the 50 States and the District of Columbia. The term "territory" as used in this **SUPPLEMENTARY INFORMATION** and defined in section 602 of the Act means the Commonwealth of Puerto Rico, the United States Virgin Islands, Guam, the Commonwealth of Northern Mariana Islands, and American Samoa. Tribal government is defined in the Act and the interim final rule to mean "the recognized governing body of any Indian or Alaska Native tribe, band, nation, pueblo, village, community, component band, or component reservation, individually identified (including parenthetically) in the list published most recently as of the date of enactment of the [American Rescue Plan Act] pursuant to section 104 of the Federally Recognized Indian Tribe List Act of 1994 (25 U.S.C. 5131)." See section 602(g)(7) of the Social Security Act, as added by the American Rescue Plan Act. On January 29, 2021, the Bureau of Indian Affairs published a current list of 574 Tribal entities. See 86 FR 7554, January 29, 2021. The term "local governments" as used in this **SUPPLEMENTARY INFORMATION** includes metropolitan cities, counties, and nonentitlement units of local government.

¹⁷ 42 U.S.C. 801 *et seq.*

¹⁸ Sections 602, 603 of the Act.

¹⁹ The CRF was established by the section 601 of the Act as added by the Coronavirus Aid, Relief, and Economic Security Act (CARES Act), Public Law 116-136, 134 Stat. 281 (2020).

Through the Fiscal Recovery Funds, Congress provided State, local, and Tribal governments with significant resources to respond to the COVID-19 public health emergency and its economic impacts through four categories of eligible uses. Section 602 and section 603 contain the same eligible uses; the primary difference between the two sections is that section 602 establishes a fund for States, territories, and Tribal governments and section 603 establishes a fund for metropolitan cities, nonentitlement units of local government, and counties. Sections 602(c)(1) and 603(c)(1) provide that funds may be used:

(a) To respond to the public health emergency or its negative economic impacts, including assistance to households, small businesses, and nonprofits, or aid to impacted industries such as tourism, travel, and hospitality;

(b) To respond to workers performing essential work during the COVID-19 public health emergency by providing premium pay to eligible workers;

(c) For the provision of government services to the extent of the reduction in revenue due to the COVID-19 public health emergency relative to revenues collected in the most recent full fiscal year prior to the emergency; and

(d) To make necessary investments in water, sewer, or broadband infrastructure.

In addition, Congress clarified two types of uses which do not fall within these four categories. Sections 602(c)(2)(B) and 603(c)(2) provide that these eligible uses do not include, and thus funds may not be used for, depositing funds into any pension fund. Section 602(c)(2)(A) also provides, for States and territories, that the eligible uses do not include "directly or indirectly offset[ing] a reduction in the net tax revenue of [the] State or territory resulting from a change in law, regulation, or administrative interpretation."

The ARPA provides a substantial infusion of resources to meet pandemic response needs and rebuild a stronger, more equitable economy as the country recovers. First, payments from the Fiscal Recovery Funds help to ensure that State, local, and Tribal governments have the resources needed to continue to take actions to decrease the spread of COVID-19 and bring the pandemic under control. Payments from the Fiscal Recovery Funds may also be used by recipients to provide support for costs incurred in addressing public health and economic challenges resulting from the pandemic, including resources to offer premium pay to essential workers, in recognition of their sacrifices over the

⁹ Tracy Gordon, *State and Local Budgets and the Great Recession*, Brookings Institution (Dec. 31, 2012), <http://www.brookings.edu/articles/state-and-local-budgets-and-the-great-recession>.

¹⁰ Sebastian D. Romano et al., *Trends in Racial and Ethnic Disparities in COVID-19 Hospitalizations, by Region—United States, March–December 2020*, MMWR Morb Mortal Wkly Rep 2021, 70:560–565 (Apr. 16, 2021), https://www.cdc.gov/mmwr/volumes/70/wr/mm7015e2.htm?s_cid=mm7015e2_w.

¹¹ Center on Budget and Policy Priorities, *Tracking the COVID-19 Recession's Effects on Food, Housing, and Employment Hardships*, <https://www.cbpp.org/research/poverty-and-inequality/tracking-the-covid-19-recessions-effects-on-housing-and> (last visited May 4, 2021).

¹² Lisa R. Fortuna et al., *Inequity and the Disproportionate Impact of COVID-19 on Communities of Color in the United States: The Need for Trauma-Informed Social Justice Response*, *Psychological Trauma* Vol. 12(5):443–45 (2020), available at <https://psycnet.apa.org/fulltext/2020-37320-001.pdf>.

¹³ Emily Vogles et al., *53% of Americans Say the internet Has Been Essential During the COVID-19 Outbreak* (Apr. 30, 2020), <https://www.pewresearch.org/internet/2020/04/30/53-of-americans-say-the-internet-has-been-essential-during-the-covid-19-outbreak/>.

¹⁴ Emma Dorn et al., *COVID-19 and student learning in the United States: The hurt could last*

last year. Recipients may also use payments from the Fiscal Recovery Funds to replace State, local, and Tribal government revenue lost due to COVID-19, helping to ensure that governments can continue to provide needed services and avoid cuts or layoffs. Finally, these resources lay the foundation for a strong, equitable economic recovery, not only by providing immediate economic stabilization for households and businesses, but also by addressing the systemic public health and economic challenges that may have contributed to more severe impacts of the pandemic among low-income communities and people of color.

Within the eligible use categories outlined in the Fiscal Recovery Funds provisions of ARPA, State, local, and Tribal governments have flexibility to determine how best to use payments from the Fiscal Recovery Funds to meet the needs of their communities and populations. The interim final rule facilitates swift and effective implementation by establishing a framework for determining the types of programs and services that are eligible under the ARPA along with examples of uses that State, local, and Tribal governments may consider. These uses build on eligible expenditures under the CRF, including some expansions in eligible uses to respond to the public health emergency, such as vaccination campaigns. They also reflect changes in the needs of communities, as evidenced by, for example, nationwide data demonstrating disproportionate impacts of the COVID-19 public health emergency on certain populations, geographies, and economic sectors. The interim final rule takes into consideration these disproportionate impacts by recognizing a broad range of eligible uses to help States, local, and Tribal governments support the families, businesses, and communities hardest hit by the COVID-19 public health emergency.

Implementation of the Fiscal Recovery Funds also reflect the importance of public input, transparency, and accountability. Treasury seeks comment on all aspects of the interim final rule and, to better facilitate public comment, has included specific questions throughout this **SUPPLEMENTARY INFORMATION**. Treasury encourages State, local, and Tribal governments in particular to provide feedback and to engage with Treasury regarding issues that may arise regarding all aspects of this interim final rule and Treasury's work in administering the Fiscal Recovery Funds. In addition, the interim final rule establishes certain regular reporting

requirements, including by requiring State, local, and Tribal governments to publish information regarding uses of Fiscal Recovery Funds payments in their local jurisdiction. These reporting requirements reflect the need for transparency and accountability, while recognizing and minimizing the burden, particularly for smaller local governments. Treasury urges State, territorial, Tribal, and local governments to engage their constituents and communities in developing plans to use these payments, given the scale of funding and its potential to catalyze broader economic recovery and rebuilding.

II. Eligible Uses

A. Public Health and Economic Impacts

Sections 602(c)(1)(A) and 603(c)(1)(A) provide significant resources for State, territorial, Tribal governments, and counties, metropolitan cities, and nonentitlement units of local governments (each referred to as a recipient) to meet the wide range of public health and economic impacts of the COVID-19 public health emergency.

These provisions authorize the use of payments from the Fiscal Recovery Funds to respond to the public health emergency with respect to COVID-19 or its negative economic impacts. Section 602 and section 603 also describe several types of uses that would be responsive to the impacts of the COVID-19 public health emergency, including assistance to households, small businesses, and nonprofits and aid to impacted industries, such as tourism, travel, and hospitality.²⁰

Accordingly, to assess whether a program or service is included in this category of eligible uses, a recipient should consider whether and how the use would respond to the COVID-19 public health emergency. Assessing whether a program or service "responds to" the COVID-19 public health emergency requires the recipient to, first, identify a need or negative impact of the COVID-19 public health emergency and, second, identify how the program, service, or other intervention addresses the identified need or impact. While the COVID-19 public health emergency affected many aspects of American life, eligible uses under this category must be in response to the disease itself or the harmful consequences of the economic disruptions resulting from or exacerbated by the COVID-19 public health emergency.

²⁰ Sections 602(c)(1)(A), 603(c)(1)(A) of the Act.

The interim final rule implements these provisions by identifying a non-exclusive list of programs or services that may be funded as responding to COVID-19 or the negative economic impacts of the COVID-19 public health emergency, along with considerations for evaluating other potential uses of the Fiscal Recovery Funds not explicitly listed. The interim final rule also provides flexibility for recipients to use payments from the Fiscal Recovery Funds for programs or services that are not identified on these non-exclusive lists but that fall under the terms of section 602(c)(1)(A) or 603(c)(1)(A) by responding to the COVID-19 public health emergency or its negative economic impacts. As an example, in determining whether a program or service responds to the negative economic impacts of the COVID-19 public health emergency, the interim final rule provides that payments from the Fiscal Recovery Funds should be designed to address an economic harm resulting from or exacerbated by the public health emergency. Recipients should assess the connection between the negative economic harm and the COVID-19 public health emergency, the nature and extent of that harm, and how the use of this funding would address such harm.

As discussed, the pandemic and the necessary actions taken to control the spread had a severe impact on households and small businesses, including in particular low-income workers and communities and people of color. While eligible uses under sections 602(c)(1)(A) and 603(c)(1)(A) provide flexibility to recipients to identify the most pressing local needs, Treasury encourages recipients to provide assistance to those households, businesses, and non-profits in communities most disproportionately impacted by the pandemic.

1. Responding to COVID-19

On January 21, 2020, the Centers for Disease Control and Prevention (CDC) identified the first case of novel coronavirus in the United States.²¹ By late March, the virus had spread to many States and the first wave was growing rapidly, centered in the northeast.²² This wave brought acute

²¹ Press Release, Centers for Disease Control and Prevention, First Travel-related Case of 2019 Novel Coronavirus Detected in United States (Jan. 21, 2020), <https://www.cdc.gov/media/releases/2020/p0121-novel-coronavirus-travel-case.html>.

²² Anne Schuchat et al., Public Health Response to the Initiation and Spread of Pandemic COVID-19 in the United States, February 24–April 21, 2021, *MMWR Morb Mortal Wkly Rep* 2021, 69(18):551–56 (May 8, 2021), <https://www.cdc.gov/mmwr/volumes/69/wr/mm6918e2.htm>.

strain on health care and public health systems: Hospitals and emergency medical services struggled to manage a major influx of patients; response personnel faced shortages of personal protective equipment; testing for the virus was scarce; and congregate living facilities like nursing homes and prisons saw rapid spread. State, local, and Tribal governments mobilized to support the health care system, issue public health orders to mitigate virus spread, and communicate safety measures to the public. The United States has since faced at least two additional COVID-19 waves that brought many similar challenges: The second in the summer, centered in the south and southwest, and a wave throughout the fall and winter, in which the virus reached a point of uncontrolled spread across the country and over 3,000 people died per day.²³ By early May 2021, the United States has experienced over 32 million confirmed COVID-19 cases and over 575,000 deaths.²⁴

Mitigating the impact of COVID-19, including taking actions to control its spread and support hospitals and health care workers caring for the sick, continues to require a major public health response from State, local and Tribal governments. New or heightened public health needs include COVID-19 testing, major expansions in contact tracing, support for individuals in isolation or quarantine, enforcement of public health orders, new public communication efforts, public health surveillance (e.g., monitoring case trends and genomic sequencing for variants), enhancement to health care capacity through alternative care facilities, and enhancement of public health data systems to meet new demands or scaling needs. State, local, and Tribal governments have also supported major efforts to prevent COVID-19 spread through safety measures at key settings like nursing homes, schools, congregate living settings, dense worksites, incarceration settings, and in other public facilities. This has included implementing infection prevention measures or making ventilation improvements in congregate settings, health care settings, or other key locations.

Other response and adaptation costs include capital investments in public facilities to meet pandemic operational

needs, such as physical plant improvements to public hospitals and health clinics or adaptations to public buildings to implement COVID-19 mitigation tactics. In recent months, State, local, and Tribal governments across the country have mobilized to support the national vaccination campaign, resulting in over 250 million doses administered to date.²⁵

The need for public health measures to respond to COVID-19 will continue in the months and potentially years to come. This includes the continuation of the vaccination campaign for the general public and, if vaccinations are approved for children in the future, eventually for youths. This also includes monitoring the spread of COVID-19 variants, understanding the impact of these variants (especially on vaccination efforts), developing approaches to respond to those variants, and monitoring global COVID-19 trends to understand continued risks to the United States. Finally, the long-term health impacts of COVID-19 will continue to require a public health response, including medical services for individuals with “long COVID,” and research to understand how COVID-19 impacts future health needs and raises risks for the millions of Americans who have been infected.

Other areas of public health have also been negatively impacted by the COVID-19 pandemic. For example, in one survey in January 2021, over 40 percent of American adults reported symptoms of depression or anxiety, up from 11 percent in the first half of 2019.²⁶ The proportion of children’s emergency department visits related to mental health has also risen noticeably.²⁷ Similarly, rates of substance misuse and overdose deaths have spiked: Preliminary data from the CDC show a nearly 30 percent increase in drug overdose mortality from September 2019 to September 2020.²⁸ Stay-at-home orders and other pandemic responses may have also reduced the ability of individuals affected by domestic violence to access

services.²⁹ Finally, some preventative public health measures like childhood vaccinations have been deferred and potentially forgone.³⁰

While the pandemic affected communities across the country, it disproportionately impacted some demographic groups and exacerbated health inequities along racial, ethnic, and socioeconomic lines.³¹ The CDC has found that racial and ethnic minorities are at increased risk for infection, hospitalization, and death from COVID-19, with Hispanic or Latino and Native American or Alaska Native patients at highest risk.³²

Similarly, low-income and socially vulnerable communities have seen the most severe health impacts. For example, counties with high poverty rates also have the highest rates of infections and deaths, with 223 deaths per 100,000 compared to the U.S. average of 175 deaths per 100,000, as of May 2021.³³ Counties with high social vulnerability, as measured by factors such as poverty and educational attainment, have also fared more poorly than the national average, with 211 deaths per 100,000 as of May 2021.³⁴

²⁹ Megan L. Evans, et al., A Pandemic within a Pandemic—Intimate Partner Violence during Covid-19, *N. Engl. J. Med.* 383:2302–04 (Dec. 10, 2020), available at <https://www.nejm.org/doi/full/10.1056/NEJMp2024046>.

³⁰ Jeanne M. Santoli et al., Effects of the COVID-19 Pandemic on Routine Pediatric Vaccine Ordering and Administration—United States, *Morb. Mortal. Wkly. Rep.* 69(19):591–93 (May 8, 2020), <https://www.cdc.gov/mmwr/volumes/69/wr/mm6919e2.htm>; Marisa Langdon-Embry et al., Notes from the Field: Rebound in Routine Childhood Vaccine Administration Following Decline During the COVID-19 Pandemic—New York City, March 1–June 27, 2020, *Morb. Mortal. Wkly. Rep.* 69(30):999–1001 (Jul. 31 2020), <https://www.cdc.gov/mmwr/volumes/69/wr/mm6930a3.htm>.

³¹ Office of the White House, National Strategy for the COVID-19 Response and Pandemic Preparedness (Jan. 21, 2021), <https://www.whitehouse.gov/wp-content/uploads/2021/01/National-Strategy-for-the-COVID-19-Response-and-Pandemic-Preparedness.pdf>.

³² In a study of 13 states from October to December 2020, the CDC found that Hispanic or Latino and Native American or Alaska Native individuals were 1.7 times more likely to visit an emergency room for COVID-19 than White individuals, and Black individuals were 1.4 times more likely to do so than White individuals. See Romano, *supra* note 10.

³³ Centers for Disease Control and Prevention, COVID Data Tracker: Trends in COVID-19 Cases and Deaths in the United States, by County-level Population Factors, https://covid.cdc.gov/covid-data-tracker/#pop-factors_totaldeaths (last visited May 8, 2021).

³⁴ The CDC’s Social Vulnerability Index includes fifteen variables measuring social vulnerability, including unemployment, poverty, education levels, single-parent households, disability status, non-English speaking households, crowded housing, and transportation access.

Centers for Disease Control and Prevention, COVID Data Tracker: Trends in COVID-19 Cases

²³ Centers for Disease Control and Prevention, COVID Data Tracker: Trends in Number of COVID-19 Cases and Deaths in the US Reported to CDC, by State/Territory, https://covid.cdc.gov/covid-data-tracker/#trends_dailytrendscases (last visited May 8, 2021).

²⁴ *Id.*

²⁵ Centers for Disease Control and Prevention, COVID Data Tracker: COVID-19 Vaccinations in the United States, <https://covid.cdc.gov/covid-data-tracker/#vaccinations> (last visited May 8, 2021).

²⁶ Panchal, *supra* note 4; Mark E. Czeisler et al., Mental Health, Substance Abuse, and Suicidal Ideation During COVID-19 Pandemic—United States, June 24–30 2020, *Morb. Mortal. Wkly. Rep.* 69(32):1049–57 (Aug. 14, 2020), <https://www.cdc.gov/mmwr/volumes/69/wr/mm6932a1.htm>.

²⁷ Leeb, *supra* note 4.

²⁸ Centers for Disease Prevention and Control, National Center for Health Statistics, Provisional Drug Overdose Death Counts, <https://www.cdc.gov/nchs/nvss/vsrr/drug-overdose-data.htm> (last visited May 8, 2021).

Over the last year, Native Americans have experienced more than one and a half times the rate of COVID-19 infections, more than triple the rate of hospitalizations, and more than double the death rate compared to White Americans.³⁵ Low-income and minority communities also exhibit higher rates of pre-existing conditions that may contribute to an increased risk of COVID-19 mortality.³⁶

In addition, individuals living in low-income communities may have had more limited ability to socially distance or to self-isolate when ill, resulting in faster spread of the virus, and were over-represented among essential workers, who faced greater risk of exposure.³⁷ Social distancing measures in response to the pandemic may have also exacerbated pre-existing public health challenges. For example, for children living in homes with lead paint, spending substantially more time at home raises the risk of developing elevated blood lead levels, while screenings for elevated blood lead levels declined during the pandemic.³⁸ The combination of these underlying social and health vulnerabilities may have contributed to more severe public health outcomes of the pandemic within these communities, resulting in an exacerbation of pre-existing disparities in health outcomes.³⁹

and Deaths in the United States, by Social Vulnerability Index, https://covid.cdc.gov/covid-data-tracker/#pop-factors_totaldeaths (last visited May 8, 2021).

³⁵ Centers for Disease Control and Prevention, Risk for COVID-19 Infection, Hospitalization, and Death By Race/Ethnicity, <https://www.cdc.gov/coronavirus/2019-ncov/covid-data/investigations-discovery/hospitalization-death-by-race-ethnicity.html> (last visited Apr. 26, 2021).

³⁶ See, e.g., Centers for Disease Control and Prevention, Risk of Severe Illness or Death from COVID-19 (Dec. 10, 2020), <https://www.cdc.gov/coronavirus/2019-ncov/community/health-equity/racial-ethnic-disparities/disparities-illness.html> (last visited Apr. 26, 2021).

³⁷ Milena Almagro et al., Racial Disparities in Frontline Workers and Housing Crowding During COVID-19: Evidence from Geolocation Data (Sept. 22, 2020), NYU Stern School of Business (forthcoming), available at https://papers.ssrn.com/sol3/papers.cfm?abstract_id=3695249; Grace McCormack et al., Economic Vulnerability of Households with Essential Workers, *JAMA* 324(4):388-90 (2020), available at <https://jamanetwork.com/journals/jama/fullarticle/2767630>.

³⁸ See, e.g., Joseph G. Courtney et al., Decreases in Young Children Who Received Blood Lead Level Testing During COVID-19—34 Jurisdictions, *January–May 2020*, *Morb. Mort. Wkly. Rep.* 70(5):155-61 (Feb. 5, 2021), <https://www.cdc.gov/mmwr/volumes/70/wr/mm7005a2.htm>; Emily A. Benfer & Lindsay F. Wiley, Health Justice Strategies to Combat COVID-19: Protecting Vulnerable Communities During a Pandemic, *Health Affairs Blog* (Mar. 19, 2020), <https://www.healthaffairs.org/doi/10.1377/hblog20200319.757883/full/>.

³⁹ See, e.g., Centers for Disease Control and Prevention, *supra* note 34; Benfer & Wiley, *supra*

Eligible Public Health Uses. The Fiscal Recovery Funds provide resources to meet and address these emergent public health needs, including through measures to counter the spread of COVID-19, through the provision of care for those impacted by the virus, and through programs or services that address disparities in public health that have been exacerbated by the pandemic. To facilitate implementation and use of payments from the Fiscal Recovery Funds, the interim final rule identifies a non-exclusive list of eligible uses of funding to respond to the COVID-19 public health emergency. Eligible uses listed under this section build and expand upon permissible expenditures under the CRF, while recognizing the differences between the ARPA and CARES Act, and recognizing that the response to the COVID-19 public health emergency has changed and will continue to change over time. To assess whether additional uses would be eligible under this category, recipients should identify an effect of COVID-19 on public health, including either or both of immediate effects or effects that may manifest over months or years, and assess how the use would respond to or address the identified need.

The interim final rule identifies a non-exclusive list of uses that address the effects of the COVID-19 public health emergency, including:

- *COVID-19 Mitigation and Prevention.* A broad range of services and programming are needed to contain COVID-19. Mitigation and prevention efforts for COVID-19 include vaccination programs; medical care; testing; contact tracing; support for isolation or quarantine; supports for vulnerable populations to access medical or public health services; public health surveillance (e.g., monitoring case trends, genomic sequencing for variants); enforcement of public health orders; public communication efforts; enhancement to health care capacity, including through alternative care facilities; purchases of personal protective equipment; support for prevention, mitigation, or other services in congregate living facilities (e.g., nursing homes, incarceration settings, homeless shelters, group living facilities) and other key settings like schools;⁴⁰ ventilation improvements in

note 38; Nathaniel M. Lewis et al., Disparities in COVID-19 Incidence, Hospitalizations, and Testing, by Area-Level Deprivation—Utah, March 3–July 9, 2020, *Morb. Mort. Wkly. Rep.* 69(38):1369-73 (Sept. 25, 2020), <https://www.cdc.gov/mmwr/volumes/69/wr/mm6938a4.htm>.

⁴⁰ This includes implementing mitigation strategies consistent with the Centers for Disease Control and Prevention's (CDC) Operational

congregate settings, health care settings, or other key locations; enhancement of public health data systems; and other public health responses.⁴¹ They also include capital investments in public facilities to meet pandemic operational needs, such as physical plant improvements to public hospitals and health clinics or adaptations to public buildings to implement COVID-19 mitigation tactics. These COVID-19 prevention and mitigation programs and services, among others, were eligible expenditures under the CRF and are eligible uses under this category of eligible uses for the Fiscal Recovery Funds.⁴²

- *Medical Expenses.* The COVID-19 public health emergency continues to have devastating effects on public health; the United States continues to average hundreds of deaths per day and the spread of new COVID-19 variants has raised new risks and genomic surveillance needs.⁴³ Moreover, our understanding of the potentially serious and long-term effects of the virus is growing, including the potential for symptoms like shortness of breath to continue for weeks or months, for multi-organ impacts from COVID-19, or for post-intensive care syndrome.⁴⁴ State and local governments may need to continue to provide care and services to address these near- and longer-term needs.⁴⁵

Strategy for K-12 Schools through Phased Prevention, available at <https://www.cdc.gov/coronavirus/2019-ncov/community/schools-childcare/operation-strategy.html>.

⁴¹ Many of these expenses were also eligible in the CRF. Generally, funding uses eligible under CRF as a response to the direct public health impacts of COVID-19 will continue to be eligible under the ARPA, including those not explicitly listed here (e.g., telemedicine costs, costs to facilitate compliance with public health orders, disinfection of public areas, facilitating distance learning, increased solid waste disposal needs related to PPE, paid sick and paid family and medical leave to public employees to enable compliance with COVID-19 public health precautions), with the following two exceptions: (1) The standard for eligibility of public health and safety payrolls has been updated (see section II.A of this **SUPPLEMENTARY INFORMATION**) and (2) expenses related to the issuance of tax-anticipation notes are no longer an eligible funding use (see discussion of debt service in section II.B of this **SUPPLEMENTARY INFORMATION**).

⁴² Coronavirus Relief Fund for States, Tribal Governments, and Certain Eligible Local Governments, 86 FR 4182 (Jan. 15, 2021), available at <https://home.treasury.gov/system/files/136/CRF-Guidance-Federal-Register-2021-00827.pdf>.

⁴³ Centers for Disease Control and Prevention, *supra* note 24.

⁴⁴ Centers for Disease Control and Prevention, Long-Term Effects (Apr. 8, 2021), <https://www.cdc.gov/coronavirus/2019-ncov/long-term-effects.html> (last visited Apr. 26, 2021).

⁴⁵ Pursuant to 42 CFR 433.51 and 45 CFR 75.306, Fiscal Recovery Funds may not serve as a State or locality's contribution of certain Federal funds.

- *Behavioral Health Care.* In addition, new or enhanced State, local, and Tribal government services may be needed to meet behavioral health needs exacerbated by the pandemic and respond to other public health impacts. These services include mental health treatment, substance misuse treatment, other behavioral health services, hotlines or warmlines, crisis intervention, overdose prevention, infectious disease prevention, and services or outreach to promote access to physical or behavioral health primary care and preventative medicine.

- *Public Health and Safety Staff.* Treasury recognizes that responding to the public health and negative economic impacts of the pandemic, including administering the services described above, requires a substantial commitment of State, local, and Tribal government human resources. As a result, the Fiscal Recovery Funds may be used for payroll and covered benefits expenses for public safety, public health, health care, human services, and similar employees, to the extent that their services are devoted to mitigating or responding to the COVID-19 public health emergency.⁴⁶ Accordingly, the Fiscal Recovery Funds may be used to support the payroll and covered benefits for the portion of the employee's time that is dedicated to responding to the COVID-19 public health emergency. For administrative convenience, the recipient may consider public health and safety employees to be entirely devoted to mitigating or responding to the COVID-19 public health emergency, and therefore fully covered, if the employee, or his or her operating unit or division, is primarily dedicated to responding to the COVID-19 public health emergency. Recipients may consider other presumptions for assessing the extent to which an employee, division, or operating unit is engaged in activities that respond to the COVID-19 public health emergency, provided that the recipient reassesses periodically and maintains records to support its assessment, such as payroll records, attestations from supervisors or staff, or regular work product or correspondence demonstrating work on

⁴⁶ In general, if an employee's wages and salaries are an eligible use of Fiscal Recovery Funds, recipients may treat the employee's covered benefits as an eligible use of Fiscal Recovery Funds. For purposes of the Fiscal Recovery Funds, covered benefits include costs of all types of leave (vacation, family-related, sick, military, bereavement, sabbatical, jury duty), employee insurance (health, life, dental, vision), retirement (pensions, 401(k)), unemployment benefit plans (Federal and state), workers compensation insurance, and Federal Insurance Contributions Act (FICA) taxes (which includes Social Security and Medicare taxes).

the COVID-19 response. Recipients need not routinely track staff hours.

- *Expenses to Improve the Design and Execution of Health and Public Health Programs.* State, local, and Tribal governments may use payments from the Fiscal Recovery Funds to engage in planning and analysis in order to improve programs addressing the COVID-19 pandemic, including through use of targeted consumer outreach, improvements to data or technology infrastructure, impact evaluations, and data analysis.

Eligible Uses to Address Disparities in Public Health Outcomes. In addition, in recognition of the disproportionate impacts of the COVID-19 pandemic on health outcomes in low-income and Native American communities and the importance of mitigating these effects, the interim final rule identifies a broader range of services and programs that will be presumed to be responding to the public health emergency when provided in these communities. Specifically, Treasury will presume that certain types of services, outlined below, are eligible uses when provided in a Qualified Census Tract (QCT),⁴⁷ to families living in QCTs, or when these services are provided by Tribal governments.⁴⁸ Recipients may also provide these services to other populations, households, or geographic areas that are disproportionately impacted by the pandemic. In identifying these disproportionately-impacted communities, recipients should be able to support their determination that the pandemic resulted in disproportionate public health or economic outcomes to the

⁴⁷ Qualified Census Tracts are a common, readily-accessible, and geographically granular method of identifying communities with a large proportion of low-income residents. Using an existing measure may speed implementation and decrease administrative burden, while identifying areas of need at a highly-localized level.

While QCTs are an effective tool generally, many tribal communities have households with a wide range of income levels due in part to non-tribal member, high income residents living in the community. Mixed income communities, with a significant share of tribal members at the lowest levels of income, are often not included as eligible QCTs yet tribal residents are experiencing disproportionate impacts due to the pandemic. Therefore, including all services provided by Tribal governments is a more effective means of ensuring that disproportionately impacted Tribal members can receive services.

⁴⁸ U.S. Department of Housing and Urban Development (HUD), Qualified Census Tracts and Difficult Development Areas, <https://www.huduser.gov/portal/datasets/qct.html> (last visited Apr. 26, 2021); U.S. Department of the Interior, Bureau of Indian Affairs, Indian Lands of Federally Recognized Tribes of the United States (June 2016), <https://www.bia.gov/sites/bia.gov/files/assets/bia/ots/webteam/pdf/idc1-028635.pdf> (last visited Apr. 26, 2021).

specific populations, households, or geographic areas to be served.

Given the exacerbation of health disparities during the pandemic and the role of pre-existing social vulnerabilities in driving these disparate outcomes, services to address health disparities are presumed to be responsive to the public health impacts of the pandemic. Specifically, recipients may use payments from the Fiscal Recovery Funds to facilitate access to resources that improve health outcomes, including services that connect residents with health care resources and public assistance programs and build healthier environments, such as:

- Funding community health workers to help community members access health services and services to address the social determinants of health;⁴⁹
- Funding public benefits navigators to assist community members with navigating and applying for available Federal, State, and local public benefits or services;
- Housing services to support healthy living environments and neighborhoods conducive to mental and physical wellness;
- Remediation of lead paint or other lead hazards to reduce risk of elevated blood lead levels among children; and
- Evidence-based community violence intervention programs to prevent violence and mitigate the increase in violence during the pandemic.⁵⁰

2. Responding to Negative Economic Impacts

Impacts on Households and Individuals. The public health emergency, including the necessary measures taken to protect public health, resulted in significant economic and financial hardship for many Americans. As businesses closed, consumers stayed home, schools shifted to remote

⁴⁹ The social determinants of health are the social and environmental conditions that affect health outcomes, specifically economic stability, health care access, social context, neighborhoods and built environment, and education access. See, e.g., U.S. Department of Health and Human Services, Office of Disease Prevention and Health Promotion, Healthy People 2030: Social Determinants of Health, <https://health.gov/healthypeople/objectives-and-data/social-determinants-health> (last visited Apr. 26, 2021).

⁵⁰ National Commission on COVID-19 and Criminal Justice, Impact Report: COVID-19 and Crime (Jan. 31, 2021), <https://covid19.counciloncj.org/2021/01/31/impact-report-covid-19-and-crime-3/> (showing a spike in homicide and assaults); Brad Boesrup et al., Alarming Trends in US domestic violence during the COVID-19 pandemic, *Am. J. of Emerg. Med.* 38(12): 2753-55 (Dec. 1, 2020), available at [https://www.ajemjournal.com/article/S0735-6757\(20\)30307-7/fulltext](https://www.ajemjournal.com/article/S0735-6757(20)30307-7/fulltext) (showing a spike in domestic violence).

education, and travel declined precipitously, over 20 million jobs were lost in March and April 2020.⁵¹

Although many have returned to work, as of April 2021, the economy remains 8.2 million jobs below its pre-pandemic peak,⁵² and more than 3 million workers have dropped out of the labor market altogether relative to February 2020.⁵³

Rates of unemployment are particularly severe among workers of color and workers with lower levels of educational attainment; for example, the overall unemployment rate in the United States was 6.1 percent in April 2021, but certain groups saw much higher rates: 9.7 percent for Black workers, 7.9 percent for Hispanic or Latino workers, and 9.3 percent for workers without a high school diploma.⁵⁴ Job losses have also been particularly steep among low wage workers, with these workers remaining furthest from recovery as of the end of 2020.⁵⁵ A severe recession—and its concentrated impact among low-income workers—has amplified food and housing insecurity, with an estimated nearly 17 million adults living in households where there is sometimes or often not enough food to eat and an estimated 10.7 million adults living in households that were not current on rent.⁵⁶ Over the course of the pandemic,

inequities also manifested along gender lines, as schools closed to in-person activities, leaving many working families without child care during the day.⁵⁷ Women of color have been hit especially hard: The labor force participation rate for Black women has fallen by 3.2 percentage points⁵⁸ during the pandemic as compared to 1.0 percentage points for Black men⁵⁹ and 2.0 percentage points for White women.⁶⁰

As the economy recovers, the effects of the pandemic-related recession may continue to impact households, including a risk of longer-term effects on earnings and economic potential. For example, unemployed workers, especially those who have experienced longer periods of unemployment, earn lower wages over the long term once rehired.⁶¹ In addition to the labor market consequences for unemployed workers, recessions can also cause longer-term economic challenges through, among other factors, damaged consumer credit scores⁶² and reduced familial and childhood wellbeing.⁶³

Food, Housing, and Employment Hardships, <https://www.cbpp.org/research/poverty-and-inequality/tracking-the-covid-19-recessions-effects-on-food-housing-and> (last visited May 8, 2021).

⁵¹ Women have carried a larger share of childcare responsibilities than men during the COVID-19 crisis. See, e.g., Gema Zamorro & Maria J. Prados, Gender differences in couples' division of childcare, work and mental health during COVID-19, *Rev. Econ. Household* 19:11–40 (2021), available at <https://link.springer.com/article/10.1007/s11150-020-09534-7>; Titan Alon et al., The Impact of COVID-19 on Gender Equality, National Bureau of Economic Research Working Paper 26947 (April 2020), available at <https://www.nber.org/papers/w26947>.

⁵² U.S. Bureau of Labor Statistics, Labor Force Participation Rate—20 Yrs. & Over, Black or African American Women [LNS11300032], retrieved from FRED, Federal Reserve Bank of St. Louis; <https://fred.stlouisfed.org/series/LNS11300032> (last visited May 8, 2021).

⁵³ U.S. Bureau of Labor Statistics, Labor Force Participation Rate—20 Yrs. & Over, Black or African American Men [LNS11300031], retrieved from FRED, Federal Reserve Bank of St. Louis; <https://fred.stlouisfed.org/series/LNS11300031> (last visited May 8, 2021).

⁵⁴ U.S. Bureau of Labor Statistics, Labor Force Participation Rate—20 Yrs. & Over, White Women [LNS11300029], retrieved from FRED, Federal Reserve Bank of St. Louis; <https://fred.stlouisfed.org/series/LNS11300029> (last visited May 8, 2021).

⁵⁵ See, e.g., Michael Greenstone & Adam Looney, Unemployment and Earnings Losses: A Look at Long-Term Impacts of the Great Recession on American Workers, Brookings Institution (Nov. 4, 2021), <https://www.brookings.edu/blog/jobs/2011/11/04/unemployment-and-earnings-losses-a-look-at-long-term-impacts-of-the-great-recession-on-american-workers/>.

⁵⁶ Chi Chi Wu, Solving the Credit Conundrum: Helping Consumers' Credit Records Impaired by the Foreclosure Crisis and Great Recession (Dec. 2013), https://www.nclc.org/images/pdf/credit_reports/report-credit-conundrum-2013.pdf.

⁵⁷ Irwin Garfinkel, Sara McLanahan, Christopher Wimer, eds., *Children of the Great Recession*,

These potential long-term economic consequences underscore the continued need for robust policy support.

Impacts on Businesses. The pandemic has also severely impacted many businesses, with small businesses hit especially hard. Small businesses make up nearly half of U.S. private-sector employment⁶⁴ and play a key role in supporting the overall economic recovery as they are responsible for two-thirds of net new jobs.⁶⁵ Since the beginning of the pandemic, however, 400,000 small businesses have closed, with many more at risk.⁶⁶ Sectors with a large share of small business employment have been among those with the most drastic drops in employment.⁶⁷ The negative outlook for small businesses has continued: As of April 2021, approximately 70 percent of small businesses reported that the pandemic has had a moderate or large negative effect on their business, and over a third expect that it will take over 6 months for their business to return to their normal level of operations.⁶⁸

This negative outlook is likely the result of many small businesses having faced periods of closure and having seen declining revenues as customers stayed home.⁶⁹ In general, small businesses can face greater hurdles in accessing credit,⁷⁰ and many small businesses were already financially fragile at the outset of the pandemic.⁷¹ Non-profits, which provide vital services to communities, have similarly faced

Russell Sage Foundation (Aug. 2016), available at <https://www.russellsage.org/publications/children-great-recession>.

⁶⁴ Board of Governors of the Federal Reserve System, *supra* note 5.

⁶⁵ U.S. Small Business Administration, Office of Advocacy, Small Businesses Generate 44 Percent of U.S. Economic Activity (Jan. 30, 2019), <https://advocacy.sba.gov/2019/01/30/small-businesses-generate-44-percent-of-u-s-economic-activity/>.

⁶⁶ Biden, *supra* note 6.

⁶⁷ Daniel Wilmoth, U.S. Small Business Administration Office of Advocacy, The Effects of the COVID-19 Pandemic on Small Businesses, Issue Brief No. 16 (Mar. 2021), available at <https://cdn.advocacy.sba.gov/wp-content/uploads/2021/03/02112318/COVID-19-Impact-On-Small-Business.pdf>.

⁶⁸ U.S. Census Bureau, Small Business Pulse Survey, <https://portal.census.gov/pulse/data/> (last visited May 8, 2021).

⁶⁹ Olivia S. Kim et al., Revenue Collapses and the Consumption of Small Business Owners in the Early Stages of the COVID-19 Pandemic (Nov. 2020), <https://www.nber.org/papers/w28151>.

⁷⁰ See e.g., Board of Governors of the Federal Reserve System, Report to Congress on the Availability of Credit to Small Businesses (Sept. 2017), available at <https://www.federalreserve.gov/publications/2017-september-availability-of-credit-to-small-businesses.htm>.

⁷¹ Alexander W. Bartik et al., The Impact of COVID-19 on small business outcomes and expectations, PNAS 117(30): 17656–66 (July 28, 2020), available at <https://www.pnas.org/content/117/30/17656>.

⁵¹ U.S. Bureau of Labor Statistics, All Employees, Total Nonfarm (PAYEMS), retrieved from FRED, Federal Reserve Bank of St. Louis; <https://fred.stlouisfed.org/series/PAYEMS> (last visited May 8, 2021).

⁵² *Id.*

⁵³ U.S. Bureau of Labor Statistics, Civilian Labor Force Level (CLF16OV), retrieved from FRED, Federal Reserve Bank of St. Louis; <https://fred.stlouisfed.org/series/CLF16OV> (last visited May 8, 2021).

⁵⁴ U.S. Bureau of Labor Statistics, Labor Force Statistics from the Current Population Survey: Employment status of the civilian population by sex and age (May 8 2021), <https://www.bls.gov/news.release/empsit.t01.htm> (last visited May 8, 2021); U.S. Bureau of Labor Statistics, Labor Force Statistics from the Current Population Survey: Employment status of the civilian noninstitutional population by race, Hispanic or Latino ethnicity, sex, and age (May 8, 2021), <https://www.bls.gov/web/empsit/cpseea04.htm> (last visited May 8, 2021); U.S. Bureau of Labor Statistics, Labor Force Statistics from the Current Population Survey: Employment status of the civilian noninstitutional population 25 years and over by educational attainment (May 8, 2021), <https://www.bls.gov/web/empsit/cpseea05.htm> (last visited May 8, 2021).

⁵⁵ Elise Gould & Jori Kandra, Wages grew in 2020 because the bottom fell out of the low-wage labor market, Economic Policy Institute (Feb. 24, 2021), <https://files.epi.org/pdf/219418.pdf>. See also, Michael Dalton et al., The K-Shaped Recovery: Examining the Diverging Fortunes of Workers in the Recovery from the COVID-19 Pandemic using Business and Household Survey Microdata, U.S. Bureau of Labor Statistics Working Paper Series (Feb. 2021), <https://www.bls.gov/osmr/research-papers/2021/pdf/ec210020.pdf>.

⁵⁶ Center on Budget and Policy Priorities, Tracking the COVID-19 Recession's Effects on

economic and financial challenges due to the pandemic.⁷²

Impacts to State, Local, and Tribal Governments. State, local, and Tribal governments have felt substantial fiscal pressures. As noted above, State, local, and Tribal governments have faced significant revenue shortfalls and remain over 1 million jobs below their pre-pandemic staffing levels.⁷³ These reductions in staffing may undermine the ability to deliver services effectively, as well as add to the number of unemployed individuals in their jurisdictions.

Exacerbation of Pre-existing Disparities. The COVID-19 public health emergency may have lasting negative effects on economic outcomes, particularly in exacerbating disparities that existed prior to the pandemic.

The negative economic impacts of the COVID-19 pandemic are particularly pronounced in certain communities and families. Low- and moderate-income jobs make up a substantial portion of both total pandemic job losses,⁷⁴ and jobs that require in-person frontline work, which are exposed to greater risk of contracting COVID-19.⁷⁵ Both factors compound pre-existing vulnerabilities and the likelihood of food, housing, or other financial insecurity in low- and moderate-income families and, given the concentration of low- and moderate-income families within certain communities,⁷⁶ raise a substantial risk that the effects of the COVID-19 public health emergency will be amplified within these communities.

These compounding effect of recessions on concentrated poverty and the long-lasting nature of this effect were observed after the 2007–2009 recession, including a large increase in concentrated poverty with the number of people living in extremely poor

neighborhoods more than doubling by 2010–2014 relative to 2000.⁷⁷ Concentrated poverty has a range of deleterious impacts, including additional burdens on families and reduced economic potential and social cohesion.⁷⁸ Given the disproportionate impact of COVID-19 on low-income households discussed above, there is a risk that the current pandemic-induced recession could further increase concentrated poverty and cause long-term damage to economic prospects in neighborhoods of concentrated poverty.

The negative economic impacts of COVID-19 also include significant impacts to children in disproportionately affected families and include impacts to education, health, and welfare, all of which contribute to long-term economic outcomes.⁷⁹ Many low-income and minority students, who were disproportionately served by remote or hybrid education during the pandemic, lacked the resources to participate fully in remote schooling or live in households without adults available throughout the day to assist with online coursework.⁸⁰ Given these trends, the pandemic may widen educational disparities and worsen outcomes for low-income students,⁸¹ an

⁷⁷ Elizabeth Kneebone & Natalie Holmes, U.S. concentrated poverty in the wake of the Great Recession, Brookings Institution (Mar. 31, 2016), <https://www.brookings.edu/research/u-s-concentrated-poverty-in-the-wake-of-the-great-recession/>.

⁷⁸ David Erickson et al., The Enduring Challenge of Concentrated Poverty in America: Case Studies from Communities Across the U.S. (2008), available at https://www.frbsf.org/community-development/files/cp_fullreport.pdf.

⁷⁹ Educational quality, as early as Kindergarten, has a long-term impact on children's public health and economic outcomes. See, e.g., Tyler W. Watts et al., The Chicago School Readiness Project: Examining the long-term impacts of an early childhood intervention, *PLoS ONE* 13(7) (2018), available at <https://journals.plos.org/plosone/article?id=10.1371/journal.pone.0200144>; Opportunity Insights, How Can We Amplify Education as an Engine of Mobility? Using big data to help children get the most from school, <https://opportunityinsights.org/education/> (last visited Apr. 26, 2021); U.S. Department of Health and Human Services (HHS), Office of Disease Prevention and Health Promotion, Early Childhood Development and Education, <https://www.healthypeople.gov/2020/topics-objectives/topic/social-determinants-health/interventions-resources/early-childhood-development-and-education> (last visited Apr. 26, 2021).

⁸⁰ See, e.g., Bacher-Hicks, *supra* note 14.

⁸¹ A Department of Education survey found that, as of February 2021, 42 percent of fourth grade students nationwide were offered only remote education, compared to 48 percent of economically disadvantaged students, 54 percent of Black students and 57 percent of Hispanic students. Large districts often disproportionately serve low-income students. See Institute of Education Sciences, Monthly School Survey Dashboard, <https://ies.ed.gov/schoolsurvey/> (last visited Apr. 26, 2021). In summer 2020, a review found that 74 percent of the largest 100 districts chose remote learning only.

effect that would substantially impact their long-term economic outcomes. Increased economic strain or material hardship due to the pandemic could also have a long-term impact on health, educational, and economic outcomes of young children.⁸² Evidence suggests that adverse conditions in early childhood, including exposure to poverty, food insecurity, housing insecurity, or other economic hardships, are particularly impactful.⁸³

The pandemic's disproportionate economic impacts are also seen in Tribal communities across the country—for Tribal governments as well as families and businesses on and off Tribal lands. In the early months of the pandemic, Native American unemployment spiked to 26 percent and, while partially recovered, remains at nearly 11 percent.⁸⁴ Tribal enterprises are a significant source of revenue for Tribal governments to support the provision of government services. These enterprises, notably concentrated in gaming, tourism, and hospitality, frequently closed, significantly reducing both revenues to Tribal governments and employment. As a result, Tribal governments have reduced essential services to their citizens and communities.⁸⁵

Eligible Uses. Sections 602(c)(1)(A) and 603(c)(1)(A) permit use of payments from the Fiscal Recovery Funds to respond to the negative economic impacts of the COVID-19 public health emergency. Eligible uses that respond to the negative economic impacts of the public health emergency must be designed to address an economic harm resulting from or exacerbated by the public health emergency. In considering whether a program or service would be

See Education Week, School Districts' Reopening Plans: A Snapshot (Jul. 15, 2020), <https://www.edweek.org/leadership/school-districts-reopening-plans-a-snapshot/2020/07> (last visited May 4, 2021).

⁸² HHS, *supra* note 79.

⁸³ Hirokazu Yoshikawa, Effects of the Global Coronavirus Disease—2019 Pandemic on Early Childhood Development: Short- and Long-Term Risks and Mitigating Program and Policy Actions, *J. of Pediatrics* Vol. 223:188–93 (Aug. 1, 2020), available at [https://www.jpeds.com/article/S0022-3476\(20\)30606-5/abstract](https://www.jpeds.com/article/S0022-3476(20)30606-5/abstract).

⁸⁴ Based on calculations conducted by the Minneapolis Fed's Center for Indian Country Development using Flood et al. (2020)'s Current Population Survey. Sarah Flood, Miriam King, Renae Rodgers, Steven Ruggles and J. Robert Warren, Integrated Public Use Microdata Series, Current Population Survey: Version 8.0 [dataset]. Minneapolis, MN: IPUMS, 2020. <https://doi.org/10.18128/D030.V8.0>; see also Donna Feir & Charles Golding, Native Employment During COVID-19: Hard hit in April but Starting to Rebound? (Aug. 5, 2020), <https://www.minneapolisfed.org/article/2020/native-employment-during-covid-19-hit-hard-in-april-but-starting-to-rebound>.

⁸⁵ Moreno & Sobrepena, *supra* note 73.

⁷² Federal Reserve Bank of San Francisco, Impacts of COVID-19 on Nonprofits in the Western United States (May 2020), <https://www.frbsf.org/community-development/files/impact-of-covid-nonprofits-serving-western-united-states.pdf>.

⁷³ Bureau of Labor Statistics, *supra* note 8; Elijah Moreno & Heather Sobrepena, Tribal entities remain resilient as COVID-19 batters their finances, Federal Reserve Bank of Minneapolis (Nov. 10, 2021), <https://www.minneapolisfed.org/article/2020/tribal-entities-remain-resilient-as-covid-19-batters-their-finances>.

⁷⁴ Kim Parker et al., Economic Fallout from COVID-19 Continues to Hit Lower-Income Americans the Hardest, Pew Research Center (Sept. 24, 2020), <https://www.pewresearch.org/social-trends/2020/09/24/economic-fallout-from-covid-19-continues-to-hit-lower-income-americans-the-hardest/>; Gould, *supra* note 55.

⁷⁵ See *infra* Section II.B of this Supplementary Information.

⁷⁶ Elizabeth Kneebone, The Changing geography of US poverty, Brookings Institution (Feb. 15, 2017), <https://www.brookings.edu/testimonies/the-changing-geography-of-us-poverty/>.

eligible under this category, the recipient should assess whether, and the extent to which, there has been an economic harm, such as loss of earnings or revenue, that resulted from the COVID-19 public health emergency and whether, and the extent to which, the use would respond or address this harm.⁸⁶ A recipient should first consider whether an economic harm exists and whether this harm was caused or made worse by the COVID-19 public health emergency. While economic impacts may either be immediate or delayed, assistance or aid to individuals or businesses that did not experience a negative economic impact from the public health emergency would not be an eligible use under this category.

In addition, the eligible use must “respond to” the identified negative economic impact. Responses must be related and reasonably proportional to the extent and type of harm experienced; uses that bear no relation or are grossly disproportionate to the type or extent of harm experienced would not be eligible uses. Where there has been a negative economic impact resulting from the public health emergency, States, local, and Tribal governments have broad latitude to choose whether and how to use the Fiscal Recovery Funds to respond to and address the negative economic impact. Sections 602(c)(1)(A) and 603(c)(1)(A) describe several types of uses that would be eligible under this category, including assistance to households, small businesses, and nonprofits and aid to impacted industries such as tourism, travel, and hospitality.

To facilitate implementation and use of payments from the Fiscal Recovery Funds, the interim final rule identifies a non-exclusive list of eligible uses of funding that respond to the negative economic impacts of the public health emergency. Consistent with the discussion above, the eligible uses listed below would respond directly to the economic or financial harms resulting from and/or exacerbated by the public health emergency.

- *Assistance to Unemployed Workers.* This includes assistance to unemployed workers, including services like job training to accelerate rehiring of unemployed workers; these services may extend to workers unemployed due to the pandemic or the resulting recession, or who were already unemployed when the pandemic began

and remain so due to the negative economic impacts of the pandemic.

- *State Unemployment Insurance Trust Funds.* Consistent with the approach taken in the CRF, recipients may make deposits into the state account of the Unemployment Trust Fund established under section 904 of the Social Security Act (42 U.S.C. 1104) up to the level needed to restore the pre-pandemic balances of such account as of January 27, 2020 or to pay back advances received under Title XII of the Social Security Act (42 U.S.C. 1321) for the payment of benefits between January 27, 2020 and May 17, 2021, given the close nexus between Unemployment Trust Fund costs, solvency of Unemployment Trust Fund systems, and pandemic economic impacts. Further, Unemployment Trust Fund deposits can decrease fiscal strain on Unemployment Insurance systems impacted by the pandemic. States facing a sharp increase in Unemployment Insurance claims during the pandemic may have drawn down positive Unemployment Trust Fund balances and, after exhausting the balance, required advances to fund continuing obligations to claimants. Because both of these impacts were driven directly by the need for assistance to unemployed workers during the pandemic, replenishing Unemployment Trust Funds up to the pre-pandemic level responds to the pandemic’s negative economic impacts on unemployed workers.

- *Assistance to Households.* Assistance to households or populations facing negative economic impacts due to COVID-19 is also an eligible use. This includes: Food assistance; rent, mortgage, or utility assistance; counseling and legal aid to prevent eviction or homelessness; cash assistance (discussed below); emergency assistance for burials, home repairs, weatherization, or other needs; internet access or digital literacy assistance; or job training to address negative economic or public health impacts experienced due to a worker’s occupation or level of training. As discussed above, in considering whether a potential use is eligible under this category, a recipient must consider whether, and the extent to which, the household has experienced a negative economic impact from the pandemic. In assessing whether a household or population experienced economic harm as a result of the pandemic, a recipient may presume that a household or population that experienced unemployment or increased food or housing insecurity or is low- or moderate-income experienced negative

economic impacts resulting from the pandemic. For example, a cash transfer program may focus on unemployed workers or low- and moderate-income families, which have faced disproportionate economic harms due to the pandemic. Cash transfers must be reasonably proportional to the negative economic impact they are intended to address. Cash transfers grossly in excess of the amount needed to address the negative economic impact identified by the recipient would not be considered to be a response to the COVID-19 public health emergency or its negative impacts. In particular, when considering the appropriate size of permissible cash transfers made in response to the COVID-19 public health emergency, State, local and Tribal governments may consider and take guidance from the per person amounts previously provided by the Federal Government in response to the COVID-19 crisis. Cash transfers that are grossly in excess of such amounts would be outside the scope of eligible uses under sections 602(c)(1)(A) and 603(c)(1)(A) and could be subject to recoupment. In addition, a recipient could provide survivor’s benefits to surviving family members of COVID-19 victims, or cash assistance to widows, widowers, and dependents of eligible COVID-19 victims.

- *Expenses to Improve Efficacy of Economic Relief Programs.* State, local, and Tribal governments may use payments from the Fiscal Recovery Funds to improve efficacy of programs addressing negative economic impacts, including through use of data analysis, targeted consumer outreach, improvements to data or technology infrastructure, and impact evaluations.

- *Small Businesses and Non-profits.*

As discussed above, small businesses and non-profits faced significant challenges in covering payroll, mortgages or rent, and other operating costs as a result of the public health emergency and measures taken to contain the spread of the virus. State, local, and Tribal governments may provide assistance to small businesses to adopt safer operating procedures, weather periods of closure, or mitigate financial hardship resulting from the COVID-19 public health emergency, including:

- Loans or grants to mitigate financial hardship such as declines in revenues or impacts of periods of business closure, for example by supporting payroll and benefits costs, costs to retain employees, mortgage, rent, or utilities costs, and other operating costs;
- Loans, grants, or in-kind assistance to implement COVID-19 prevention or mitigation tactics, such as physical

⁸⁶ In some cases, a use may be permissible under another eligible use category even if it falls outside the scope of section (c)(1)(A) of the Act.

plant changes to enable social distancing, enhanced cleaning efforts, barriers or partitions, or COVID-19 vaccination, testing, or contact tracing programs; and

- Technical assistance, counseling, or other services to assist with business planning needs.

As discussed above, these services should respond to the negative economic impacts of COVID-19. Recipients may consider additional criteria to target assistance to businesses in need, including small businesses. Such criteria may include businesses facing financial insecurity, substantial declines in gross receipts (e.g., comparable to measures used to assess eligibility for the Paycheck Protection Program), or other economic harm due to the pandemic, as well as businesses with less capacity to weather financial hardship, such as the smallest businesses, those with less access to credit, or those serving disadvantaged communities. Recipients should consider local economic conditions and business data when establishing such criteria.⁸⁷

- *Rehiring State, Local, and Tribal Government Staff.* State, local, and Tribal governments continue to see pandemic impacts in overall staffing levels: State, local, and Tribal government employment remains more than 1 million jobs lower in April 2021 than prior to the pandemic.⁸⁸ Employment losses decrease a state or local government's ability to effectively administer services. Thus, the interim final rule includes as an eligible use payroll, covered benefits, and other costs associated with rehiring public sector staff, up to the pre-pandemic staffing level of the government.

- *Aid to Impacted Industries.* Sections 602(c)(1)(A) and 603(c)(1)(A) recognize that certain industries, such as tourism, travel, and hospitality, were disproportionately and negatively impacted by the COVID-19 public health emergency. Aid provided to tourism, travel, and hospitality industries should respond to the negative economic impacts of the

pandemic on those and similarly impacted industries. For example, aid may include assistance to implement COVID-19 mitigation and infection prevention measures to enable safe resumption of tourism, travel, and hospitality services, for example, improvements to ventilation, physical barriers or partitions, signage to facilitate social distancing, provision of masks or personal protective equipment, or consultation with infection prevention professionals to develop safe reopening plans.

Aid may be considered responsive to the negative economic impacts of the pandemic if it supports businesses, attractions, business districts, and Tribal development districts operating prior to the pandemic and affected by required closures and other efforts to contain the pandemic. For example, a recipient may provide aid to support safe reopening of businesses in the tourism, travel, and hospitality industries and to business districts that were closed during the COVID-19 public health emergency, as well as aid for a planned expansion or upgrade of tourism, travel, and hospitality facilities delayed due to the pandemic.

When considering providing aid to industries other than tourism, travel, and hospitality, recipients should consider the extent of the economic impact as compared to tourism, travel, and hospitality, the industries enumerated in the statute. For example, on net, the leisure and hospitality industry has experienced an approximately 24 percent decline in revenue and approximately 17 percent decline in employment nationwide due to the COVID-19 public health emergency.⁸⁹ Recipients should also consider whether impacts were due to the COVID-19 pandemic, as opposed to longer-term economic or industrial trends unrelated to the pandemic.

To facilitate transparency and accountability, the interim final rule requires that State, local, and Tribal governments publicly report assistance provided to private-sector businesses under this eligible use, including

tourism, travel, hospitality, and other impacted industries, and its connection to negative economic impacts of the pandemic. Recipients also should maintain records to support their assessment of how businesses or business districts receiving assistance were affected by the negative economic impacts of the pandemic and how the aid provided responds to these impacts.

As discussed above, economic disparities that existed prior to the COVID-19 public health emergency amplified the impact of the pandemic among low-income and minority groups. These families were more likely to face housing, food, and financial insecurity; are over-represented among low-wage workers; and many have seen their livelihoods deteriorate further during the pandemic and economic contraction. In recognition of the disproportionate negative economic impacts on certain communities and populations, the interim final rule identifies services and programs that will be presumed to be responding to the negative economic impacts of the COVID-19 public health emergency when provided in these communities.

Specifically, Treasury will presume that certain types of services, outlined below, are eligible uses when provided in a QCT, to families and individuals living in QCTs, or when these services are provided by Tribal governments.⁹⁰ Recipients may also provide these services to other populations, households, or geographic areas disproportionately impacted by the pandemic. In identifying these disproportionately impacted communities, recipients should be able to support their determination that the pandemic resulted in disproportionate public health or economic outcomes to the specific populations, households, or geographic areas to be served. The interim final rule identifies a non-exclusive list of uses that address the disproportionate negative economic effects of the COVID-19 public health emergency, including:

- *Building Stronger Communities through Investments in Housing and Neighborhoods.* The economic impacts of COVID-19 have likely been most acute in lower-income neighborhoods, including concentrated areas of high unemployment, limited economic opportunity, and housing insecurity.⁹¹

⁸⁷ See Federal Reserve Bank of Cleveland, An Uphill Battle: COVID-19's Outsized Toll on Minority-Owned Firms (Oct. 8, 2020), <https://www.clevelandfed.org/newsroom-and-events/publications/community-development-briefs/db-20201008-misera-report.aspx> (discussing the impact of COVID-19 on minority owned businesses).

⁸⁸ U.S. Bureau of Labor Statistics, All Employees, State Government [CES9092000001] and All Employees, Local Government [CES9093000001], retrieved from FRED, Federal Reserve Bank of St. Louis, <https://fred.stlouisfed.org/series/CES9092000001> and <https://fred.stlouisfed.org/series/CES9093000001> (last visited May 8, 2021).

⁸⁹ From February 2020 to April 2021, employment in "Leisure and hospitality" has fallen by approximately 17 percent. See U.S. Bureau of Labor Statistics, All Employees, Leisure and Hospitality, retrieved from FRED, Federal Reserve Bank of St. Louis, <https://fred.stlouisfed.org/series/USLAH> (last visited May 8, 2021). From 2019Q4 to 2020Q4, gross output (e.g. revenue) in arts, entertainment, recreation, accommodation, and food services has fallen by approximately 24 percent. See Bureau of Economic Analysis, News Release: Gross Domestic Product (Third Estimate), Corporate Profits, and GDP by Industry, Fourth Quarter and Year 2020 (Mar. 25, 2021), Table 17, https://www.bea.gov/sites/default/files/2021-03/gdp4q20_3rd.pdf.

⁹⁰ HUD, *supra* note 48.

⁹¹ Stuart M. Butler & Jonathan Grabinsky, Tackling the legacy of persistent urban inequality and concentrated poverty, Brookings Institution (Nov. 16, 2020), <https://www.brookings.edu/blog/up-front/2020/11/16/tackling-the-legacy-of->

Services in this category alleviate the immediate economic impacts of the COVID-19 pandemic on housing insecurity, while addressing conditions that contributed to poor public health and economic outcomes during the pandemic, namely concentrated areas with limited economic opportunity and inadequate or poor-quality housing.⁹² Eligible services include:

- Services to address homelessness such as supportive housing, and to improve access to stable, affordable housing among unhoused individuals;
- Affordable housing development to increase supply of affordable and high-quality living units; and
- Housing vouchers, residential counseling, or housing navigation assistance to facilitate household moves to neighborhoods with high levels of economic opportunity and mobility for low-income residents, to help residents increase their economic opportunity and reduce concentrated areas of low economic opportunity.⁹³

- *Addressing Educational Disparities.* As outlined above, school closures and the transition to remote education raised particular challenges for lower-income students, potentially exacerbating educational disparities, while increases in economic hardship among families could have long-lasting impacts on children's educational and economic prospects. Services under this prong would enhance educational supports to help mitigate impacts of the pandemic. Eligible services include:

- New, expanded, or enhanced early learning services, including pre-kindergarten, Head Start, or partnerships between pre-kindergarten programs and local education authorities, or administration of those services;
- Providing assistance to high-poverty school districts to advance equitable funding across districts and geographies;
- Evidence-based educational services and practices to address the academic needs of students, including tutoring, summer, afterschool, and other

persistent-urban-inequality-and-concentrated-poverty/.

⁹² U.S. Department of Health and Human Services (HHS), Office of Disease Prevention and Health Promotion, Quality of Housing, <https://www.healthypeople.gov/2020/topics-objectives/topic/social-determinants-health/interventions-resources/quality-of-housing#11> (last visited Apr. 26, 2021).

⁹³ The Opportunity Atlas, <https://www.opportunityatlas.org/> (last visited Apr. 26, 2021); Raj Chetty & Nathaniel Hendren, The Impacts of Neighborhoods on Intergenerational Mobility I: Childhood Exposure Effects, Quarterly J. of Econ. 133(3):1107–162 (2018), available at <https://opportunityinsights.org/paper/neighborhoodsi/>.

⁹⁴ See *supra* notes 52 and 84.

extended learning and enrichment programs; and

- Evidence-based practices to address the social, emotional, and mental health needs of students;

- *Promoting Healthy Childhood Environments.* Children's economic and family circumstances have a long-term impact on their future economic outcomes.⁹⁴ Increases in economic hardship, material insecurity, and parental stress and behavioral health challenges all raise the risk of long-term harms to today's children due to the pandemic. Eligible services to address this challenge include:

- New or expanded high-quality childcare to provide safe and supportive care for children;

- Home visiting programs to provide structured visits from health, parent educators, and social service professionals to pregnant women or families with young children to offer education and assistance navigating resources for economic support, health needs, or child development; and

- Enhanced services for child welfare-involved families and foster youth to provide support and training on child development, positive parenting, coping skills, or recovery for mental health and substance use challenges.

State, local, and Tribal governments are encouraged to use payments from the Fiscal Recovery Funds to respond to the direct and immediate needs of the pandemic and its negative economic impacts and, in particular, the needs of households and businesses that were disproportionately and negatively impacted by the public health emergency. As highlighted above, low-income communities and workers and people of color have faced more severe health and economic outcomes during the pandemic, with pre-existing social vulnerabilities like low-wage or insecure employment, concentrated neighborhoods with less economic opportunity, and pre-existing health disparities likely contributing to the magnified impact of the pandemic. The Fiscal Recovery Funds provide resources to not only respond to the immediate harms of the pandemic but also to mitigate its longer-term impact in compounding the systemic public health and economic challenges of disproportionately impacted populations. Treasury encourages recipients to consider funding uses that foster a strong, inclusive, and equitable recovery, especially uses with long-term benefits for health and economic outcomes.

Uses Outside the Scope of this Category. Certain uses would not be within the scope of this eligible use category, although may be eligible under other eligible use categories. A general infrastructure project, for example, typically would not be included unless the project responded to a specific pandemic public health need (e.g., investments in facilities for the delivery of vaccines) or a specific negative economic impact like those described above (e.g., affordable housing in a QCT). The ARPA explicitly includes infrastructure if it is "necessary" and in water, sewer, or broadband. See Section II.D of this **SUPPLEMENTARY INFORMATION**. State, local, and Tribal governments also may use the Fiscal Recovery Funds under sections 602(c)(1)(C) or 603(c)(1)(C) to provide "government services" broadly to the extent of their reduction in revenue. See Section II.C of this **SUPPLEMENTARY INFORMATION**.

This category of eligible uses also would not include contributions to rainy day funds, financial reserves, or similar funds. Resources made available under this eligible use category are intended to help meet pandemic response needs and provide relief for households and businesses facing near- and long-term negative economic impacts. Contributions to rainy day funds and similar financial reserves would not address these needs or respond to the COVID-19 public health emergency but would rather constitute savings for future spending needs. Similarly, this eligible use category would not include payment of interest or principal on outstanding debt instruments, including, for example, short-term revenue or tax anticipation notes, or other debt service costs. As discussed below, payments from the Fiscal Recovery Funds are intended to be used prospectively and the interim final rule precludes use of these funds to cover the costs of debt incurred prior to March 3, 2021. Fees or issuance costs associated with the issuance of new debt would also not be covered using payments from the Fiscal Recovery Funds because such costs would not themselves have been incurred to address the needs of pandemic response or its negative economic impacts. The purpose of the Fiscal Recovery Funds is to provide fiscal relief that will permit State, local, and Tribal governments to continue to respond to the COVID-19 public health emergency.

For the same reasons, this category of eligible uses would not include satisfaction of any obligation arising under or pursuant to a settlement agreement, judgment, consent decree, or judicially confirmed debt restructuring

plan in a judicial, administrative, or regulatory proceeding, except to the extent the judgment or settlement requires the provision of services that would respond to the COVID-19 public health emergency. That is, satisfaction of a settlement or judgment would not itself respond to COVID-19 with respect to the public health emergency or its negative economic impacts, unless the settlement requires the provision of services or aid that did directly respond to these needs, as described above.

In addition, as described in Section V.III of this **SUPPLEMENTARY INFORMATION**, Treasury will establish reporting and record keeping requirements for uses within this category, including enhanced reporting requirements for certain types of uses.

Question 1: Are there other types of services or costs that Treasury should consider as eligible uses to respond to the public health impacts of COVID-19? Describe how these respond to the COVID-19 public health emergency.

Question 2: The interim final rule permits coverage of payroll and benefits costs of public health and safety staff primarily dedicated to COVID-19 response, as well as rehiring of public sector staff up to pre-pandemic levels. For how long should these measures remain in place? What other measures or presumptions might Treasury consider to assess the extent to which public sector staff are engaged in COVID-19 response, and therefore reimbursable, in an easily-administrable manner?

Question 3: The interim final rule permits rehiring of public sector staff up to the government's pre-pandemic staffing level, which is measured based on employment as of January 27, 2020. Does this approach adequately measure the pre-pandemic staffing level in a manner that is both accurate and easily administrable? Why or why not?

Question 4: The interim final rule permits deposits to Unemployment Insurance Trust Funds, or using funds to pay back advances, up to the pre-pandemic balance. What, if any, conditions should be considered to ensure that funds repair economic impacts of the pandemic and strengthen unemployment insurance systems?

Question 5: Are there other types of services or costs that Treasury should consider as eligible uses to respond to the negative economic impacts of COVID-19? Describe how these respond to the COVID-19 public health emergency.

Question 6: What other measures, presumptions, or considerations could be used to assess "impacted industries"

affected by the COVID-19 public health emergency?

Question 7: What are the advantages and disadvantages of using Qualified Census Tracts and services provided by Tribal governments to delineate where a broader range of eligible uses are presumed to be responsive to the public health and economic impacts of COVID-19? What other measures might Treasury consider? Are there other populations or geographic areas that were disproportionately impacted by the pandemic that should be explicitly included?

Question 8: Are there other services or costs that Treasury should consider as eligible uses to respond to the disproportionate impacts of COVID-19 on low-income populations and communities? Describe how these respond to the COVID-19 public health emergency or its negative economic impacts, including its exacerbation of pre-existing challenges in these areas.

Question 9: The interim final rule includes eligible uses to support affordable housing and stronger neighborhoods in disproportionately-impacted communities. Discuss the advantages and disadvantages of explicitly including other uses to support affordable housing and stronger neighborhoods, including rehabilitation of blighted properties or demolition of abandoned or vacant properties. In what ways does, or does not, this potential use address public health or economic impacts of the pandemic? What considerations, if any, could support use of Fiscal Recovery Funds in ways that do not result in resident displacement or loss of affordable housing units?

B. Premium Pay

Fiscal Recovery Funds payments may be used by recipients to provide premium pay to eligible workers performing essential work during the COVID-19 public health emergency or to provide grants to third-party employers with eligible workers performing essential work.⁹⁵ These are workers who have been and continue to be relied on to maintain continuity of operations of essential critical infrastructure sectors, including those who are critical to protecting the health and wellbeing of their communities.

Since the start of the COVID-19 public health emergency in January 2020, essential workers have put their physical wellbeing at risk to meet the daily needs of their communities and to provide care for others. In the course of this work, many essential workers have

contracted or died of COVID-19.⁹⁶ Several examples reflect the severity of the health impacts for essential workers. Meat processing plants became "hotspots" for transmission, with 700 new cases reported at a single plant on a single day in May 2020.⁹⁷ In New York City, 120 employees of the Metropolitan Transit Authority were estimated to have died due to COVID-19 by mid-May 2020, with nearly 4,000 testing positive for the virus.⁹⁸ Furthermore, many essential workers are people of color or low-wage workers.⁹⁹ These workers, in particular, have borne a disproportionate share of the health and economic impacts of the pandemic. Such workers include:

- Staff at nursing homes, hospitals, and home care settings;
- Workers at farms, food production facilities, grocery stores, and restaurants;
- Janitors and sanitation workers;
- Truck drivers, transit staff, and warehouse workers;
- Public health and safety staff;
- Childcare workers, educators, and other school staff; and
- Social service and human services staff.

During the public health emergency, employers' policies on COVID-19-related hazard pay have varied widely, with many essential workers not yet compensated for the heightened risks they have faced and continue to face.¹⁰⁰

⁹⁶ See, e.g., Centers for Disease Control and Prevention, COVID Data Tracker: Cases & Death among Healthcare Personnel, <https://covid.cdc.gov/covid-data-tracker/#health-care-personnel> (last visited May 4, 2021); Centers for Disease Control and Prevention, COVID Data Tracker: Confirmed COVID-19 Cases and Deaths among Staff and Rate per 1,000 Resident-Weeks in Nursing Homes, by Week—United States, <https://covid.cdc.gov/covid-data-tracker/#nursing-home-staff> (last visited May 4, 2021).

⁹⁷ See, e.g., The Lancet, The plight of essential workers during the COVID-19 pandemic, Vol. 395, Issue 10237:1587 (May 23, 2020), available at <https://www.thelancet.com/journals/lancet/article/PIIS0140-6736%2820%2931200-9/fulltext>.

⁹⁸ *Id.*

⁹⁹ Joanna Gaitens et al., Covid-19 and essential workers: A narrative review of health outcomes and moral injury, *Int'l J. of Env'tl. Research and Pub. Health* 18(4):1446 (Feb. 4, 2021), available at <https://pubmed.ncbi.nlm.nih.gov/33557075/>; Tiana N. Rogers et al., Racial Disparities in COVID-19 Mortality Among Essential Workers in the United States, *World Med. & Health policy* 12(3):311-27 (Aug. 5, 2020), available at <https://onlinelibrary.wiley.com/doi/full/10.1002/wmh3.358> (finding that vulnerability to coronavirus exposure was increased among non-Hispanic blacks, who disproportionately occupied the top nine essential occupations).

¹⁰⁰ Economic Policy Institute, Only 30% of those working outside their home are receiving hazard pay (June 16, 2020), <https://www.epi.org/press/only-30-of-those-working-outside-their-home-are-receiving-hazard-pay-black-and-hispanic-workers-are-most-concerned-about-bringing-the-coronavirus-home/>.

⁹⁵ Sections 602(c)(1)(B), 603(c)(1)(B) of the Act.

Many of these workers earn lower wages on average and live in socioeconomically vulnerable communities as compared to the general population.¹⁰¹ A recent study found that 25 percent of essential workers were estimated to have low household income, with 13 percent in high-risk households.¹⁰² The low pay of many essential workers makes them less able to cope with the financial consequences of the pandemic or their work-related health risks, including working hours lost due to sickness or disruptions to childcare and other daily routines, or the likelihood of COVID-19 spread in their households or communities. Thus, the threats and costs involved with maintaining the ongoing operation of vital facilities and services have been, and continue to be, borne by those that are often the most vulnerable to the pandemic. The added health risk to essential workers is one prominent way in which the pandemic has amplified pre-existing socioeconomic inequities.

The Fiscal Recovery Funds will help respond to the needs of essential workers by allowing recipients to remunerate essential workers for the elevated health risks they have faced and continue to face during the public health emergency. To ensure that premium pay is targeted to workers that faced or face heightened risks due to the character of their work, the interim final rule defines essential work as work involving regular in-person interactions or regular physical handling of items that were also handled by others. A worker would not be engaged in essential work and, accordingly may not receive premium pay, for telework performed from a residence.

Sections 602(g)(2) and 603(g)(2) define eligible worker to mean “those workers needed to maintain continuity of operations of essential critical infrastructure sectors and additional sectors as each Governor of a State or territory, or each Tribal government, may designate as critical to protect the health and well-being of the residents of their State, territory, or Tribal government.”¹⁰³ The rule incorporates this definition and provides a list of industries recognized as essential critical infrastructure sectors.¹⁰⁴ These sectors include healthcare, public health and safety, childcare, education, sanitation, transportation, and food production and services, among others

as noted above. As provided under sections 602(g)(2) and 603(g)(2), the chief executive of each recipient has discretion to add additional sectors to this list, so long as additional sectors are deemed critical to protect the health and well-being of residents.

In providing premium pay to essential workers or grants to eligible employers, a recipient must consider whether the pay or grant would “respond to” to the worker or workers performing essential work. Premium pay or grants provided under this section respond to workers performing essential work if it addresses the heightened risk to workers who must be physically present at a jobsite and, for many of whom, the costs associated with illness were hardest to bear financially. Many of the workers performing critical essential services are low- or moderate-income workers, such as those described above. The ARPA recognizes this by defining premium pay to mean an amount up to \$13 per hour in addition to wages or remuneration the worker otherwise receives and in an aggregate amount not to exceed \$25,000 per eligible worker. To ensure the provision is implemented in a manner that compensates these workers, the interim final rule provides that any premium pay or grants provided using the Fiscal Recovery Funds should prioritize compensation of those lower income eligible workers that perform essential work.

As such, providing premium pay to eligible workers responds to such workers by helping address the disparity between the critical services and risks taken by essential workers and the relatively low compensation they tend to receive in exchange. If premium pay would increase a worker’s total pay above 150 percent of their residing state’s average annual wage for all occupations, as defined by the Bureau of Labor Statistics’ Occupational Employment and Wage Statistics, or their residing county’s average annual wage, as defined by the Bureau of Labor Statistics’ Occupational Employment and Wage Statistics, whichever is higher, on an annual basis, the State, local, or Tribal government must provide Treasury and make publicly available, whether for themselves or on behalf of a grantee, a written justification of how the premium pay or grant is responsive to workers performing essential worker during the public health emergency.¹⁰⁵

The threshold of 150 percent for requiring additional written justification is based on an analysis of the distribution of labor income for a sample of 20 occupations that generally correspond to the essential workers as defined in the interim final rule.¹⁰⁶ For these occupations, labor income for the vast majority of workers was under 150 percent of average annual labor income across all occupations. Treasury anticipates that the threshold of 150 percent of the annual average wage will be greater than the annual average wage of the vast majority of eligible workers performing essential work. These enhanced reporting requirements help to ensure grants are directed to essential workers in critical infrastructure sectors and responsive to the impacts of the pandemic observed among essential workers, namely the mis-alignment between health risks and compensation. Enhanced reporting also provides transparency to the public. Finally, using a localized measure reflects differences in wages and cost of living across the country, making this standard administrable and reflective of essential worker incomes across a diverse range of geographic areas.

Furthermore, because premium pay is intended to compensate essential workers for heightened risk due to COVID-19, it must be entirely additive to a worker’s regular rate of wages and other remuneration and may not be used to reduce or substitute for a worker’s normal earnings. The definition of premium pay also clarifies that premium pay may be provided retrospectively for work performed at any time since the start of the COVID-19 public health emergency, where those workers have yet to be compensated adequately for work previously performed.¹⁰⁷ Treasury encourages recipients to prioritize providing retrospective premium pay where possible, recognizing that many essential workers have not yet received additional compensation for work conducted over the course of many

of Labor Statistics, May 2020 Metropolitan and Nonmetropolitan Area Estimates listed by county or town, https://www.bls.gov/oes/current/county_links.htm (last visited May 1, 2021).

¹⁰⁶ Treasury performed this analysis with data from the U.S. Census Bureau’s 2019 Annual Social and Economic Supplement. In determining which occupations to include in this analysis, Treasury excluded management and supervisory positions, as such positions may not necessarily involve regular in-person interactions or physical handling of items to the same extent as non-managerial positions.

¹⁰⁷ However, such compensation must be “in addition to” remuneration or wages already received. That is, employers may not reduce such workers’ current pay and use Fiscal Recovery Funds to compensate themselves for premium pay previously provided to the worker.

¹⁰¹ McCormack, *supra* note 37.

¹⁰² *Id.*

¹⁰³ Sections 602(g)(2), 603(g)(2) of the Act.

¹⁰⁴ The list of critical infrastructure sectors provided in the interim final rule is based on the list of essential workers under The Heroes Act, H.R. 6800, 116th Cong. (2020).

¹⁰⁵ County median annual wage is taken to be that of the metropolitan or nonmetropolitan area that includes the county. See U.S. Bureau of Labor Statistics, State Occupational Employment and Wage Estimates, <https://www.bls.gov/oes/current/oesrscst.htm> (last visited May 1, 2021); U.S. Bureau

months. Essential workers who have already earned premium pay for essential work performed during the COVID–19 public health emergency remain eligible for additional payments, and an essential worker may receive both retrospective premium pay for prior work as well as prospective premium pay for current or ongoing work.

To ensure any grants respond to the needs of essential workers and are made in a fair and transparent manner, the rule imposes some additional reporting requirements for grants to third-party employers, including the public disclosure of grants provided. See Section VIII of this **SUPPLEMENTARY INFORMATION**, discussing reporting requirements. In responding to the needs of essential workers, a grant to an employer may provide premium pay to eligible workers performing essential work, as these terms are defined in the interim final rule and discussed above. A grant provided to an employer may also be for essential work performed by eligible workers pursuant to a contract. For example, if a municipality contracts with a third party to perform sanitation work, the third-party contractor could be eligible to receive a grant to provide premium pay for these eligible workers.

Question 10: Are there additional sectors beyond those listed in the interim final rule that should be considered essential critical infrastructure sectors?

Question 11: What, if any, additional criteria should Treasury consider to ensure that premium pay responds to essential workers?

Question 12: What consideration, if any, should be given to the criteria on salary threshold, including measure and level, for requiring written justification?

C. Revenue Loss

Recipients may use payments from the Fiscal Recovery Funds for the provision of government services to the extent of the reduction in revenue experienced due to the COVID–19 public health emergency.¹⁰⁸ Pursuant to sections 602(c)(1)(C) and 603(c)(1)(C) of the Act, a recipient's reduction in revenue is measured relative to the revenue collected in the most recent full fiscal year prior to the emergency.

Many State, local, and Tribal governments are experiencing significant budget shortfalls, which can have a devastating impact on communities. State government tax revenue from major sources were down 4.3 percent in the six months ended September 2020, relative to the same

period 2019.¹⁰⁹ At the local level, nearly 90 percent of cities have reported being less able to meet the fiscal needs of their communities and, on average, cities expect a double-digit decline in general fund revenues in their fiscal year 2021.¹¹⁰ Similarly, surveys of Tribal governments and Tribal enterprises found majorities of respondents reporting substantial cost increases and revenue decreases, with Tribal governments reporting reductions in healthcare, housing, social services, and economic development activities as a result of reduced revenues.¹¹¹ These budget shortfalls are particularly problematic in the current environment, as State, local, and Tribal governments work to mitigate and contain the COVID–19 pandemic and help citizens weather the economic downturn.

Further, State, local, and Tribal government budgets affect the broader economic recovery. During the period following the 2007–2009 recession, State and local government budget pressures led to fiscal austerity that was a significant drag on the overall economic recovery.¹¹² Inflation-adjusted State and local government revenue did not return to the previous peak until 2013,¹¹³ while State, local, and Tribal government employment did not recover to its prior peak for over a decade, until August 2019—just a few months before the COVID–19 public health emergency began.¹¹⁴

¹⁰⁹ Major sources include personal income tax, corporate income tax, sales tax, and property tax. See Lucy Dadayan, States Reported Revenue Growth in July–September Quarter, Reflecting Revenue Shifts from the Prior Quarter, State Tax and Econ. Rev. (Q. 3, 2020), available at https://www.urban.org/sites/default/files/publication/103938/state-tax-and-economic-review-2020-q3_0.pdf.

¹¹⁰ National League of Cities, City Fiscal Conditions (2020), available at https://www.nlc.org/wp-content/uploads/2020/08/City_Fiscal_Conditions_2020_FINAL.pdf.

¹¹¹ Surveys conducted by the Center for Indian Country Development at the Federal Reserve Bank of Minneapolis in March, April, and September 2020. See Moreno & Sobrepena, *supra* note 73.

¹¹² See, e.g., Fitzpatrick, Haughwout & Setren, Fiscal Drag from the State and Local Sector?, Liberty Street Economics Blog, Federal Reserve Bank of New York (June 27, 2012), <https://www.libertystreeteconomics.newyorkfed.org/2012/06/fiscal-drag-from-the-state-and-local-sector.html>; Jiri Jonas, Great Recession and Fiscal Squeeze at U.S. Subnational Government Level, IMF Working Paper 12/184, (July 2012), available at <https://www.imf.org/external/pubs/ft/wp/2012/wp12184.pdf>; Gordon, *supra* note 9.

¹¹³ State and local government general revenue from own sources, adjusted for inflation using the GDP price index. U.S. Census Bureau, Annual Survey of State Government Finances and U.S. Bureau of Economic Analysis, National Income and Product Accounts.

¹¹⁴ U.S. Bureau of Labor Statistics, All Employees, State Government [CES9092000001] and All Employees, Local Government [CES9093000001],

Sections 602(c)(1)(C) and 603(c)(1)(C) of the Act allow recipients facing budget shortfalls to use payments from the Fiscal Recovery Funds to avoid cuts to government services and, thus, enable State, local, and Tribal governments to continue to provide valuable services and ensure that fiscal austerity measures do not hamper the broader economic recovery. The interim final rule implements these provisions by establishing a definition of “general revenue” for purposes of calculating a loss in revenue and by providing a methodology for calculating revenue lost due to the COVID–19 public health emergency.

General Revenue. The interim final rule adopts a definition of “general revenue” based largely on the components reported under “General Revenue from Own Sources” in the Census Bureau’s Annual Survey of State and Local Government Finances, and for purposes of this interim final rule, helps to ensure that the components of general revenue would be calculated in a consistent manner.¹¹⁵ By relying on a methodology that is both familiar and comprehensive, this approach minimizes burden to recipients and provides consistency in the measurement of general revenue across a diverse set of recipients.

The interim final rule defines the term “general revenue” to include revenues collected by a recipient and generated from its underlying economy and would capture a range of different types of tax revenues, as well as other types of revenue that are available to support government services.¹¹⁶ In calculating revenue, recipients should sum across all revenue streams covered as general revenue. This approach minimizes the administrative burden for recipients, provides for greater consistency across recipients, and presents a more accurate representation of the overall impact of

retrieved from FRED, Federal Reserve Bank of St. Louis, <https://fred.stlouisfed.org/series/CES9092000001> and <https://fred.stlouisfed.org/series/CES9093000001> (last visited Apr. 27, 2021).

¹¹⁵ U.S. Census Bureau, Annual Survey of State and Local Government Finances, <https://www.census.gov/programs-surveys/gov-finances.html> (last visited Apr. 30, 2021).

¹¹⁶ The interim final rule would define tax revenue in a manner consistent with the Census Bureau’s definition of tax revenue, with certain changes (*i.e.*, inclusion of revenue from liquor stores and certain intergovernmental transfers). Current charges are defined as “charges imposed for providing current services or for the sale of products in connection with general government activities.” It includes revenues such as public education institution, public hospital, and toll revenues. Miscellaneous general revenue comprises of all other general revenue of governments from their own sources (*i.e.*, other than liquor store, utility, and insurance trust revenue), including rents, royalties, lottery proceeds, and fines.

¹⁰⁸ ARPA, *supra* note 16.

the COVID-19 public health emergency on a recipient's revenue, rather than relying on financial reporting prepared by each recipient, which vary in methodology used and which generally aggregates revenue by purpose rather than by source.¹¹⁷

Consistent with the Census Bureau's definition of "general revenue from own sources," the definition of general revenue in the interim final rule would exclude refunds and other correcting transactions, proceeds from issuance of debt or the sale of investments, and agency or private trust transactions. The definition of general revenue also would exclude revenue generated by utilities and insurance trusts. In this way, the definition of general revenue focuses on sources that are generated from economic activity and are available to fund government services, rather than a fund or administrative unit established to account for and control a particular activity.¹¹⁸ For example, public utilities typically require financial support from the State, local, or Tribal government, rather than providing revenue to such government, and any revenue that is generated by public utilities typically is used to support the public utility's continued operation, rather than being used as a source of revenue to support government services generally.

The definition of general revenue would include all revenue from Tribal enterprises, as this revenue is generated from economic activity and is available to fund government services. Tribes are not able to generate revenue through taxes in the same manner as State and local governments and, as a result, Tribal enterprises are critical sources of revenue for Tribal governments that enable Tribal governments to provide a range of services, including elder care, health clinics, wastewater management, and forestry.

Finally, the term "general revenue" includes intergovernmental transfers between State and local governments, but excludes intergovernmental transfers from the Federal Government, including Federal transfers made via a State to a local government pursuant to the CRF or as part of the Fiscal Recovery Funds. States and local governments often share or collect revenue on behalf of one another, which results in

intergovernmental transfers. When attributing revenue to a unit of government, the Census Bureau's methodology considers which unit of government imposes, collects, and retains the revenue and assigns the revenue to the unit of government that meets at least two of those three factors.¹¹⁹ For purposes of measuring loss in general revenue due to the COVID-19 public health emergency and to better allow continued provision of government services, the retention and ability to use the revenue is a more critical factor. Accordingly, and to better measure the funds available for the provision of government services, the definition of general revenue would include intergovernmental transfers from States or local governments other than funds transferred pursuant to ARPA, CRF, or another Federal program. This formulation recognizes the importance of State transfers for local government revenue.¹²⁰

Calculation of Loss. In general, recipients will compute the extent of the reduction in revenue by comparing actual revenue to a counterfactual trend representing what could have been expected to occur in the absence of the pandemic. This approach measures losses in revenue relative to the most recent fiscal year prior to the COVID-19 public health emergency by using the most recent pre-pandemic fiscal year as the starting point for estimates of revenue growth absent the pandemic. In other words, the counterfactual trend starts with the last full fiscal year prior to the COVID-19 public health emergency and then assumes growth at a constant rate in the subsequent years. Because recipients can estimate the revenue shortfall at multiple points in time throughout the covered period as revenue is collected, this approach accounts for variation across recipients in the timing of pandemic impacts.¹²¹ Although revenue may decline for

reasons unrelated to the COVID-19 public health emergency, to minimize the administrative burden on recipients and taking into consideration the devastating effects of the COVID-19 public health emergency, any diminution in actual revenues relative to the counterfactual pre-pandemic trend would be presumed to have been due to the COVID-19 public health emergency.

For purposes of measuring revenue growth in the counterfactual trend, recipients may use a *growth adjustment* of either 4.1 percent per year or the recipient's average annual revenue growth over the three full fiscal years prior to the COVID-19 public health emergency, whichever is higher. The option of 4.1 percent represents the average annual growth across all State and local government "General Revenue from Own Sources" in the most recent three years of available data.¹²² This approach provides recipients with a standardized growth adjustment when calculating the counterfactual revenue trend and thus minimizes administrative burden, while not disadvantaging recipients with revenue growth that exceeded the national average prior to the COVID-19 public health emergency by permitting these recipients to use their own revenue growth rate over the preceding three years.

Recipients should calculate the extent of the reduction in revenue as of four points in time: December 31, 2020; December 31, 2021; December 31, 2022; and December 31, 2023. To calculate the extent of the reduction in revenue at each of these dates, recipients should follow a four-step process:

- *Step 1:* Identify revenues collected in the most recent full fiscal year prior to the public health emergency (*i.e.*, last full fiscal year before January 27, 2020), called the *base year revenue*.
- *Step 2:* Estimate *counterfactual revenue*, which is equal to *base year revenue* * $[(1 + \text{growth adjustment})^{(n/12)}]$, where *n* is the number of months elapsed since the end of the base year to the calculation date, and *growth adjustment* is the greater of 4.1 percent and the recipient's average annual revenue growth in the three full fiscal

¹¹⁹ U.S. Census Bureau, Government Finance and Employment Classification Manual (Dec. 2000), <https://www2.census.gov/govs/class/classfull.pdf>.

¹²⁰ For example, in 2018, state transfers to localities accounted for approximately 27 percent of local revenues. U.S. Census Bureau, Annual Survey of State and Local Government Finances, Table 1 (2018), <https://www.census.gov/data/datasets/2018/econ/local/public-use-datasets.html>.

¹²¹ For example, following the 2007-09 recession, local government property tax collections did not begin to decline until 2011, suggesting that property tax collection declines can lag downturns. See U.S. Bureau of Economic Analysis, Personal current taxes: State and local: Property taxes [S210401A027NBEA], retrieved from Federal Reserve Economic Data, Federal Reserve Bank of St. Louis, <https://fred.stlouisfed.org/graph/?g=r3YI> (last visited Apr. 22, 2021). Estimating the reduction in revenue at points throughout the covered period will allow for this type of lagged effect to be taken into account during the covered period.

¹²² Together with revenue from liquor stores from 2015 to 2018. This estimate does not include any intergovernmental transfers. A recipient using the three-year average to calculate their growth adjustment must be based on the definition of general revenue, including treatment of intergovernmental transfers. 2015-2018 represents the most recent available data. See U.S. Census Bureau, State & Local Government Finance Historical Datasets and Tables (2018), <https://www.census.gov/programs-surveys/gov-finances/data/datasets.html>.

¹¹⁷ Fund-oriented reporting, such as what is used under the Governmental Accounting Standards Board (GASB), focuses on the types of uses and activities funded by the revenue, as opposed to the economic activity from which the revenue is sourced. See Governmental Accounting Standards Series, Statement No. 54 of the Governmental Accounting Standards Board: Fund Balance Reporting and Governmental Fund Type Definitions, No. 287-B (Feb. 2009).

¹¹⁸ *Supra* note 116.

years prior to the COVID-19 public health emergency.

- *Step 3:* Identify *actual revenue*, which equals revenues collected over the past twelve months as of the calculation date.

- *Step 4:* The extent of the reduction in revenue is equal to *counterfactual*

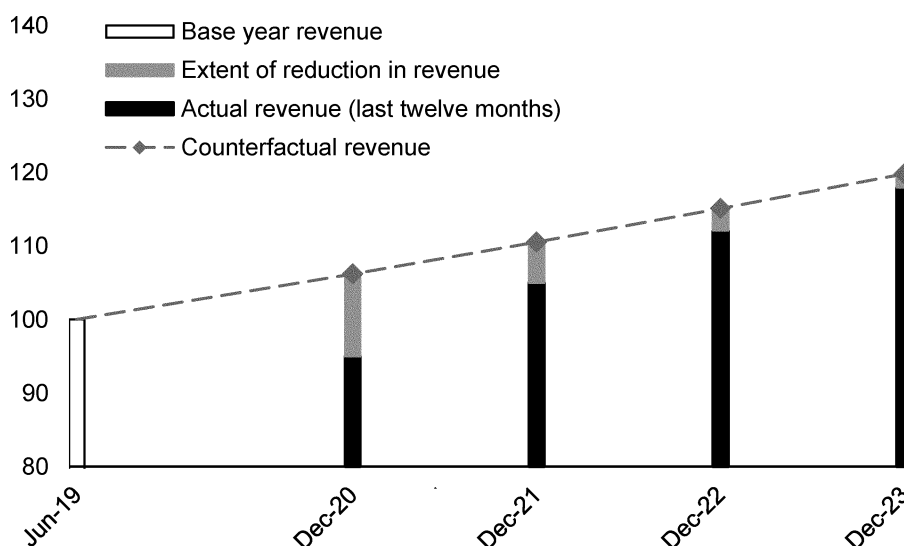
revenue less actual revenue. If actual revenue exceeds counterfactual revenue, the extent of the reduction in revenue is set to zero for that calculation date.

For illustration, consider a hypothetical recipient with *base year revenue* equal to 100. In Step 2, the hypothetical recipient finds that 4.1

percent is greater than the recipient's average annual revenue growth in the three full fiscal years prior to the public health emergency. Furthermore, this recipient's base year ends June 30. In this illustration, *n* (months elapsed) and *counterfactual revenue* would be equal to:

As of:	12/31/2020	12/31/2021	12/31/2022	12/31/2023
<i>n</i> (months elapsed)	18	30	42	54
<i>Counterfactual revenue:</i>	106.2	110.6	115.1	119.8

The overall methodology for calculating the reduction in revenue is illustrated in the figure below:



Upon receiving Fiscal Recovery Fund payments, recipients may immediately calculate revenue loss for the period ending December 31, 2020.

Sections 602(c)(1)(C) and 603(c)(1)(C) of the Act provide recipients with broad latitude to use the Fiscal Recovery Funds for the provision of government services. Government services can include, but are not limited to, maintenance or pay-go funded building¹²³ of infrastructure, including roads; modernization of cybersecurity, including hardware, software, and protection of critical infrastructure; health services; environmental remediation; school or educational services; and the provision of police, fire, and other public safety services. However, expenses associated with obligations under instruments evidencing financial indebtedness for

borrowed money would not be considered the provision of government services, as these financing expenses do not directly provide services or aid to citizens. Specifically, government services would not include interest or principal on any outstanding debt instrument, including, for example, short-term revenue or tax anticipation notes, or fees or issuance costs associated with the issuance of new debt. For the same reasons, government services would not include satisfaction of any obligation arising under or pursuant to a settlement agreement, judgment, consent decree, or judicially confirmed debt restructuring in a judicial, administrative, or regulatory proceeding, except if the judgment or settlement required the provision of government services. That is, satisfaction of a settlement or judgment itself is not a government service, unless the settlement required the provision of government services. In addition, replenishing financial reserves (e.g., rainy day or other reserve funds) would

not be considered provision of a government service, since such expenses do not directly relate to the provision of government services.

Question 13: Are there sources of revenue that either should or should not be included in the interim final rule's measure of "general revenue" for recipients? If so, discuss why these sources either should or should not be included.

Question 14: In the interim final rule, recipients are expected to calculate the reduction in revenue on an aggregate basis. Discuss the advantages and disadvantages of, and any potential concerns with, this approach, including circumstances in which it could be necessary or appropriate to calculate the reduction in revenue by source.

Question 15: Treasury is considering whether to take into account other factors, including actions taken by the recipient as well as the expiration of the COVID-19 public health emergency, in determining whether to presume that revenue losses are "due to" the COVID-

¹²³ Pay-go infrastructure funding refers to the practice of funding capital projects with cash-on-hand from taxes, fees, grants, and other sources, rather than with borrowed sums.

19 public health emergency. Discuss the advantages and disadvantages of this presumption, including when, if ever, during the covered period it would be appropriate to reevaluate the presumption that all losses are attributable to the COVID-19 public health emergency.

Question 16: Do recipients anticipate lagged revenue effects of the public health emergency? If so, when would these lagged effects be expected to occur, and what can Treasury do to support these recipients through its implementation of the program?

Question 17: In the interim final rule, paying interest or principal on government debt is not considered provision of a government service. Discuss the advantages and disadvantages of this approach, including circumstances in which paying interest or principal on government debt could be considered provision of a government service.

D. Investments in Infrastructure

To assist in meeting the critical need for investments and improvements to existing infrastructure in water, sewer, and broadband, the Fiscal Recovery Funds provide funds to State, local, and Tribal governments to make necessary investments in these sectors. The interim final rule outlines eligible uses within each category, allowing for a broad range of necessary investments in projects that improve access to clean drinking water, improve wastewater and stormwater infrastructure systems, and provide access to high-quality broadband service. Necessary investments are designed to provide an adequate minimum level of service and are unlikely to be made using private sources of funds. Necessary investments include projects that are required to maintain a level of service that, at least, meets applicable health-based standards, taking into account resilience to climate change, or establishes or improves broadband service to unserved or underserved populations to reach an adequate level to permit a household to work or attend school, and that are unlikely to be met with private sources of funds.¹²⁴

It is important that necessary investments in water, sewer, or broadband infrastructure be carried out in ways that produce high-quality infrastructure, avert disruptive and costly delays, and promote efficiency. Treasury encourages recipients to

ensure that water, sewer, and broadband projects use strong labor standards, including project labor agreements and community benefits agreements that offer wages at or above the prevailing rate and include local hire provisions, not only to promote effective and efficient delivery of high-quality infrastructure projects but also to support the economic recovery through strong employment opportunities for workers. Using these practices in construction projects may help to ensure a reliable supply of skilled labor that would minimize disruptions, such as those associated with labor disputes or workplace injuries.

To provide public transparency on whether projects are using practices that promote on-time and on-budget delivery, Treasury will seek information from recipients on their workforce plans and practices related to water, sewer, and broadband projects undertaken with Fiscal Recovery Funds. Treasury will provide additional guidance and instructions on the reporting requirements at a later date.

1. Water and Sewer Infrastructure

The ARPA provides funds to State, local, and Tribal governments to make necessary investments in water and sewer infrastructure.¹²⁵ By permitting funds to be used for water and sewer infrastructure needs, Congress recognized the critical role that clean drinking water and services for the collection and treatment of wastewater and stormwater play in protecting public health. Understanding that State, local, and Tribal governments have a broad range of water and sewer infrastructure needs, the interim final rule provides these governments with wide latitude to identify investments in water and sewer infrastructure that are of the highest priority for their own communities, which may include projects on privately-owned infrastructure. The interim final rule does this by aligning eligible uses of the Fiscal Recovery Funds with the wide range of types or categories of projects that would be eligible to receive financial assistance through the Environmental Protection Agency's (EPA) Clean Water State Revolving Fund (CWSRF) or Drinking Water State Revolving Fund (DWSRF).¹²⁶

¹²⁵ Sections 602(c)(1)(D), 603(c)(1)(D) of the Act.

¹²⁶ Environmental Protection Agency, Drinking Water State Revolving fund, <https://www.epa.gov/dwsrf> (last visited Apr. 30, 2021); Environmental Protection Agency, Clean Water State Revolving Fund, <https://www.epa.gov/cwsrf> (last visited Apr. 30, 2021).

Established by the 1987 amendments¹²⁷ to the Clean Water Act (CWA),¹²⁸ the CWSRF provides financial assistance for a wide range of water infrastructure projects to improve water quality and address water pollution in a way that enables each State to address and prioritize the needs of their populations. The types of projects eligible for CWSRF assistance include projects to construct, improve, and repair wastewater treatment plants, control non-point sources of pollution, improve resilience of infrastructure to severe weather events, create green infrastructure, and protect waterbodies from pollution.¹²⁹ Each of the 51 State programs established under the CWSRF have the flexibility to direct funding to their particular environmental needs, and each State may also have its own statutes, rules, and regulations that guide project eligibility.¹³⁰

The DWSRF was modeled on the CWSRF and created as part of the 1996 amendments to the Safe Drinking Water Act (SDWA),¹³¹ with the principal objective of helping public water systems obtain financing for improvements necessary to protect public health and comply with drinking water regulations.¹³² Like the CWSRF,

¹²⁷ Water Quality Act of 1987, Public Law 100-4.

¹²⁸ Federal Water Pollution Control Act as amended, codified at 33 U.S.C. 1251 *et seq.*, common name (Clean Water Act). In 2009, the American Recovery and Reinvestment Act created the Green Project Reserve, which increased the focus on green infrastructure, water and energy efficient, and environmentally innovative projects. Public Law 111-5. The CWA was amended by the Water Resources Reform and Development Act of 2014 to further expand the CWSRF's eligibilities. Public Law 113-121. *The CWSRF's eligibilities were further expanded in 2018 by the America's Water Infrastructure Act of 2018, Public Law 115-270.*

¹²⁹ See Environmental Protection Agency, The Drinking Water State Revolving Funds: Financing America's Drinking Water, EPA-816-R-00-023 (Nov. 2000), <https://nepis.epa.gov/Exe/ZyPDF.cgi/200024WB.PDF?Dockkey=200024WB.PDF>; See also Environmental Protection Agency, *Learn About the Clean Water State Revolving Fund*, <https://www.epa.gov/cwsrf/learn-about-clean-water-state-revolving-fund-cwsrf> (last visited Apr. 30, 2021).

¹³⁰ 33 U.S.C. 1383(c). See also Environmental Protection Agency, *Overview of Clean Water State Revolving Fund Eligibilities* (May 2016), https://www.epa.gov/sites/production/files/2016-07/documents/overview_of_cwsrf_eligibilities_may_2016.pdf; Claudia Copeland, *Clean Water Act: A Summary of the Law*, Congressional Research Service (Oct. 18, 2016), <https://fas.org/sgp/crs/misc/RL30030.pdf>; Jonathan L. Ramseur, *Wastewater Infrastructure: Overview, Funding, and Legislative Developments*, Congressional Research Service (May 22, 2018), <https://fas.org/sgp/crs/misc/R44963.pdf>.

¹³¹ 42 U.S.C. 300j-12.

¹³² Environmental Protection Agency, *Drinking Water State Revolving Fund Eligibility Handbook*, (June 2017), https://www.epa.gov/sites/production/files/2017-06/documents/dwsrf_eligibility_handbook_june_13_2017_updated_508_version.pdf; Environmental Protection Agency, *Drinking Water*

¹²⁴ Treasury notes that using funds to support or oppose collective bargaining would not be included as part of "necessary investments in water, sewer, or broadband infrastructure."

the DWSRF provides States with the flexibility to meet the needs of their populations.¹³³ The primary use of DWSRF funds is to assist communities in making water infrastructure capital improvements, including the installation and replacement of failing treatment and distribution systems.¹³⁴ In administering these programs, States must give priority to projects that ensure compliance with applicable health and environmental safety requirements; address the most serious risks to human health; and assist systems most in need on a per household basis according to State affordability criteria.¹³⁵

By aligning use of Fiscal Recovery Funds with the categories or types of eligible projects under the existing EPA state revolving fund programs, the interim final rule provides recipients with the flexibility to respond to the needs of their communities while ensuring that investments in water and sewer infrastructure made using Fiscal Recovery Funds are necessary. As discussed above, the CWSRF and DWSRF were designed to provide funding for projects that protect public health and safety by ensuring compliance with wastewater and drinking water health standards.¹³⁶ The need to provide funding through the state revolving funds suggests that these projects are less likely to be addressed with private sources of funding; for example, by remediating failing or inadequate infrastructure, much of which is publicly owned, and by addressing non-point sources of pollution. This approach of aligning with the EPA state revolving fund programs also supports expedited project identification and investment so that needed relief for the people and communities most affected by the pandemic can be deployed expeditiously and have a positive impact on their health and wellbeing as soon as possible. Further, the interim final rule is intended to preserve flexibility for award recipients to direct funding to their own particular needs and priorities and would not preclude recipients from applying their own additional project eligibility criteria.

In addition, responding to the immediate needs of the COVID-19 public health emergency may have diverted both personnel and financial resources from other State, local, and Tribal priorities, including projects to ensure compliance with applicable water health and quality standards and provide safe drinking and usable water.¹³⁷ Through sections 602(c)(1)(D) and 603(c)(1)(D), the ARPA provides resources to address these needs. Moreover, using Fiscal Recovery Funds in accordance with the priorities of the CWA and SWDA to “assist systems most in need on a per household basis according to state affordability criteria” would also have the benefit of providing vulnerable populations with safe drinking water that is critical to their health and, thus, their ability to work and learn.¹³⁸

Recipients may use Fiscal Recovery Funds to invest in a broad range of projects that improve drinking water infrastructure, such as building or upgrading facilities and transmission, distribution, and storage systems, including replacement of lead service lines. Given the lifelong impacts of lead exposure for children, and the widespread nature of lead service lines, Treasury encourages recipients to consider projects to replace lead service lines.

Fiscal Recovery Funds may also be used to support the consolidation or establishment of drinking water systems. With respect to wastewater infrastructure, recipients may use Fiscal Recovery Funds to construct publicly owned treatment infrastructure, manage and treat stormwater or subsurface drainage water, facilitate water reuse, and secure publicly owned treatment works, among other uses. Finally, consistent with the CWSRF and DWSRF, Fiscal Recovery Funds may be used for cybersecurity needs to protect water or sewer infrastructure, such as developing effective cybersecurity practices and measures at drinking water systems and publicly owned treatment works.

Many of the types of projects eligible under either the CWSRF or DWSRF also

support efforts to address climate change. For example, by taking steps to manage potential sources of pollution and preventing these sources from reaching sources of drinking water, projects eligible under the DWSRF and the ARPA may reduce energy required to treat drinking water. Similarly, projects eligible under the CWSRF include measures to conserve and reuse water or reduce the energy consumption of public water treatment facilities. Treasury encourages recipients to consider green infrastructure investments and projects to improve resilience to the effects of climate change. For example, more frequent and extreme precipitation events combined with construction and development trends have led to increased instances of stormwater runoff, water pollution, and flooding. Green infrastructure projects that support stormwater system resiliency could include rain gardens that provide water storage and filtration benefits, and green streets, where vegetation, soil, and engineered systems are combined to direct and filter rainwater from impervious surfaces. In cases of a natural disaster, recipients may also use Fiscal Recovery Funds to provide relief, such as interconnecting water systems or rehabilitating existing wells during an extended drought.

Question 18: What are the advantages and disadvantages of aligning eligible uses with the eligible project type requirements of the DWSRF and CWSRF? What other water or sewer project categories, if any, should Treasury consider in addition to DWSRF and CWSRF eligible projects? Should Treasury consider a broader general category of water and sewer projects?

Question 19: What additional water and sewer infrastructure categories, if any, should Treasury consider to address and respond to the needs of unserved, underserved, or rural communities? How do these projects differ from DWSRF and CWSRF eligible projects?

Question 20: What new categories of water and sewer infrastructure, if any, should Treasury consider to support State, local, and Tribal governments in mitigating the negative impacts of climate change? Discuss emerging technologies and processes that support resiliency of water and sewer infrastructure. Discuss any challenges faced by States and local governments when pursuing or implementing climate resilient infrastructure projects.

Question 21: Infrastructure projects related to dams and reservoirs are generally not eligible under the CWSRF and DWSRF categories. Should Treasury consider expanding eligible

Infrastructure Needs Survey and Assessment: Sixth Report to Congress (March 2018), https://www.epa.gov/sites/production/files/2018-10/documents/corrected_sixth_drinking_water_infrastructure_needs_survey_and_assessment.pdf.

¹³³ *Id.*

¹³⁴ *Id.*

¹³⁵ 42 U.S.C. 300j-12(b)(3)(A).

¹³⁶ Environmental Protection Agency, Learn About the Clean Water State Revolving Fund, <https://www.epa.gov/cwsrf/learn-about-clean-water-state-revolving-fund-cwsrf> (last visited Apr. 30, 2021); 42 U.S.C. 300j-12.

¹³⁷ House Committee on the Budget, State and Local Governments are in Dire Need of Federal Relief (Aug. 19, 2020), <https://budget.house.gov/publications/report/state-and-local-governments-are-dire-need-federal-relief>.

¹³⁸ Environmental Protection Agency, Drinking Water State Revolving Fund (Nov. 2019), https://www.epa.gov/sites/production/files/2019-11/documents/fact_sheet_-_dwsrf_overview_final_0.pdf; Environmental Protection Agency, National Benefits Analysis for Drinking Water Regulations, <https://www.epa.gov/sdwa/national-benefits-analysis-drinking-water-regulations> (last visited Apr. 30, 2020).

infrastructure under the interim final rule to include dam and reservoir projects? Discuss public health, environmental, climate, or equity benefits and costs in expanding the eligibility to include these types of projects.

2. Broadband Infrastructure

The COVID-19 public health emergency has underscored the importance of universally available, high-speed, reliable, and affordable broadband coverage as millions of Americans rely on the internet to participate in, among critical activities, remote school, healthcare, and work. Recognizing the need for such connectivity, the ARPA provides funds to State, territorial, local, and Tribal governments to make necessary investments in broadband infrastructure.

The National Telecommunications and Information Administration (NTIA) highlighted the growing necessity of broadband in daily lives through its analysis of NTIA Internet Use Survey data, noting that Americans turn to broadband internet access service for every facet of daily life including work, study, and healthcare.¹³⁹ With increased use of technology for daily activities and the movement by many businesses and schools to operating remotely during the pandemic, broadband has become even more critical for people across the country to carry out their daily lives.

By at least one measure, however, tens of millions of Americans live in areas where there is no broadband infrastructure that provides download speeds greater than 25 Mbps and upload speeds of 3 Mbps.¹⁴⁰ By contrast, as noted below, many households use upload and download speeds of 100 Mbps to meet their daily needs. Even in areas where broadband infrastructure

exists, broadband access may be out of reach for millions of Americans because it is unaffordable, as the United States has some of the highest broadband prices in the Organisation for Economic Co-operation and Development (OECD).¹⁴¹ There are disparities in availability as well; historically, Americans living in territories and Tribal lands as well as rural areas have disproportionately lacked sufficient broadband infrastructure.¹⁴² Moreover, rapidly growing demand has, and will likely continue to, quickly outpace infrastructure capacity, a phenomenon acknowledged by various states around the country that have set scalability requirements to account for this anticipated growth in demand.¹⁴³

The interim final rule provides that eligible investments in broadband are those that are designed to provide services meeting adequate speeds and are provided to unserved and underserved households and businesses. Understanding that States, territories, localities, and Tribal governments have a wide range of varied broadband infrastructure needs, the interim final rule provides award recipients with flexibility to identify the specific locations within their communities to be served and to otherwise design the project.

Under the interim final rule, eligible projects are expected to be designed to deliver, upon project completion, service that reliably meets or exceeds symmetrical upload and download speeds of 100 Mbps. There may be instances in which it would not be practicable for a project to deliver such service speeds because of the geography, topography, or excessive costs associated with such a project. In these instances, the affected project would be expected to be designed to deliver, upon project completion, service that reliably meets or exceeds 100 Mbps download and between at least 20 Mbps and 100 Mbps upload speeds and be scalable to

a minimum of 100 Mbps symmetrical for download and upload speeds.¹⁴⁴ In setting these standards, Treasury identified speeds necessary to ensure that broadband infrastructure is sufficient to enable users to generally meet household needs, including the ability to support the simultaneous use of work, education, and health applications, and also sufficiently robust to meet increasing household demands for bandwidth. Treasury also recognizes that different communities and their members may have a broad range of internet needs and that those needs may change over time.

In considering the appropriate speed requirements for eligible projects, Treasury considered estimates of typical households demands during the pandemic. Using the Federal Communication Commission's (FCC) Broadband Speed Guide, for example, a household with two telecommuters and two to three remote learners today are estimated to need 100 Mbps download to work simultaneously.¹⁴⁵ In households with more members, the demands may be greater, and in households with fewer members, the demands may be less.

In considering the appropriate speed requirements for eligible projects, Treasury also considered data usage patterns and how bandwidth needs have changed over time for U.S. households and businesses as people's use of technology in their daily lives has evolved. In the few years preceding the pandemic, market research data showed that average upload speeds in the United States surpassed over 10 Mbps in 2017¹⁴⁶ and continued to increase significantly, with the average upload speed as of November, 2019 increasing to 48.41 Mbps,¹⁴⁷ attributable, in part to a shift to using broadband and the internet by individuals and businesses

¹³⁹ See, e.g., <https://www.ntia.gov/blog/2020/more-half-american-households-used-internet-health-related-activities-2019-ntia-data-show>; <https://www.ntia.gov/blog/2020/nearly-third-american-employees-worked-remotely-2019-ntia-data-show>; and generally, <https://www.ntia.gov/data/digital-nation-data-explorer>.

¹⁴⁰ As an example, data from the Federal Communications Commission shows that as of June 2020, 9.07 percent of the U.S. population had no available cable or fiber broadband providers providing greater than 25 Mbps download speeds and 3 Mbps upload speeds. Availability was significantly less for rural versus urban populations, with 35.57 percent of the rural population lacking such access, compared with 2.57 percent of the urban population. Availability was also significantly less for tribal versus non-tribal populations, with 35.93 percent of the tribal population lacking such access, compared with 8.74 of the non-tribal population. Federal Communications Commission, Fixed Broadband Deployment, <https://broadbandmap.fcc.gov/#/> (last visited May 9, 2021).

¹⁴¹ How Do U.S. Internet Costs Compare To The Rest Of The World?, BroadbandSearch Blog Post, available at <https://www.broadbandsearch.net/blog/internet-costs-compared-worldwide>.

¹⁴² See, e.g., Federal Communications Commission, Fourteenth Broadband Deployment Report, available at <https://docs.fcc.gov/public/attachments/FCC-21-18A1.pdf>.

¹⁴³ See, e.g., Illinois Department of Commerce & Economic Opportunity, Broadband Grants, h (last visited May 9, 2021), <https://www2.illinois.gov/dceo/ConnectIllinois/Pages/BroadbandGrants.aspx>; Kansas Office of Broadband Development, Broadband Acceleration Grant, <https://www.kansascommerce.gov/wp-content/uploads/2020/11/Broadband-Acceleration-Grant.pdf> (last visited May 9, 2021); New York State Association of Counties, Universal Broadband: Deploying High Speed Internet Access in NYS (Jul. 2017), [https://www.nysac.org/files/BroadbandUpdateReport2017\(1\).pdf](https://www.nysac.org/files/BroadbandUpdateReport2017(1).pdf).

¹⁴⁴ This scalability threshold is consistent with scalability requirements used in other jurisdictions. *Id.*

¹⁴⁵ Federal Communications Commission, Broadband Speed Guide, <https://www.fcc.gov/consumers/guides/broadband-speed-guide> (last visited Apr. 30, 2021).

¹⁴⁶ Letter from Lisa R. Youngers, President and CEO of Fiber Broadband Association to FCC, WC Docket No. 19-126 (filed Jan. 3, 2020), including an Appendix with research from RVA LLC, *Data Review Of The Importance of Upload Speeds* (Jan. 2020), and Ookla speed test data, available at <https://ecfsapi.fcc.gov/file/101030085118517/FCC%20RDOF%20Jan%203%20Ex%20Parte.pdf>. Additional information on historic growth in data usage is provided in Schools, Health & Libraries Broadband Coalition, *Common Sense Solutions for Closing the Digital Divide*, Apr. 29, 2021.

¹⁴⁷ *Id.* See also United States's Mobile and Broadband internet Speeds—Speedtest Global Index, available at <https://www.speedtest.net/global-index/united-states#fixed>.

to create and share content using video sharing, video conferencing, and other applications.¹⁴⁸

The increasing use of data accelerated markedly during the pandemic as households across the country became increasingly reliant on tools and applications that require greater internet capacity, both to download data but also to upload data. Sending information became as important as receiving it. A video consultation with a healthcare provider or participation by a child in a live classroom with a teacher and fellow students requires video to be sent and received simultaneously.¹⁴⁹ As an example, some video conferencing technology platforms indicate that download and upload speeds should be roughly equal to support two-way, interactive video meetings.¹⁵⁰ For both work and school, client materials or completed school assignments, which may be in the form of PDF files, videos, or graphic files, also need to be shared with others. This is often done by uploading materials to a collaboration site, and the upload speed available to a user can have a significant impact on the time it takes for the content to be shared with others.¹⁵¹ These activities require significant capacity from home internet connections to both download and upload data, especially when there are multiple individuals in one household engaging in these activities simultaneously.

This need for increased broadband capacity during the pandemic was reflected in increased usage patterns seen over the last year. As OpenVault noted in recent advisories, the pandemic significantly increased the amount of data users consume. Among data users observed by OpenVault, per-subscriber average data usage for the fourth quarter of 2020 was 482.6 gigabytes per month, representing a 40 percent increase over the 344 gigabytes consumed in the fourth quarter of 2019 and a 26 percent increase over the third quarter 2020 average of 383.8

¹⁴⁸ *Id.*

¹⁴⁹ One high definition Zoom meeting or class requires approximately 3.8 Mbps/3.0 Mbps (up/down).

¹⁵⁰ See, e.g., Zoom, System Requirements for Windows, macOS, and Linux, https://support.zoom.us/hc/en-us/articles/201362023-System-requirements-for-Windows-macOS-and-Linux#h_d278c327-e03d-4896-b19a-96a8f3c0c69c (last visited May 8, 2021).

¹⁵¹ By one estimate, to upload a one gigabit video file to YouTube would take 15 minutes at an upload speed of 10 Mbps compared with 1 minute, 30 seconds at an upload speed of 100 Mbps, and 30 seconds at an upload speed of 300 Mbps. *Reviews.org: What is Symmetrical internet?* (March 2020).

gigabytes.¹⁵² OpenVault also noted significant increases in upstream usage among the data users it observed, with upstream data usage growing 63 percent—from 19 gigabytes to 31 gigabytes—between December, 2019 and December, 2020.¹⁵³ According to an OECD Broadband statistic from June 2020, the largest percentage of U.S. broadband subscribers have services providing speeds between 100 Mbps and 1 Gbps.¹⁵⁴

Jurisdictions and Federal programs are increasingly responding to the growing demands of their communities for both heightened download and upload speeds. For example, Illinois now requires 100 Mbps symmetrical service as the construction standard for its state broadband grant programs. This standard is also consistent with speed levels, particularly download speed levels, prioritized by other Federal programs supporting broadband projects. Bids submitted as part of the FCC in its Rural Digital Opportunity Fund (RDOF), established to support the construction of broadband networks in rural communities across the country, are given priority if they offer faster service, with the service offerings of 100 Mbps download and 20 Mbps upload being included in the “above baseline” performance tier set by the FCC.¹⁵⁵ The Broadband Infrastructure Program (BBIP)¹⁵⁶ of the Department of Commerce, which provides Federal funding to deploy broadband

¹⁵² OVBI: Covid-19 Drove 15 percent Increase in Broadband Traffic in 2020, OpenVault, Quarterly Advisory, (Feb. 10, 2021), available at <https://openvault.com/ovbi-covid-19-drove-15-increase-in-broadband-traffic-in-2020>; See OpenVault’s data set incorporates information on usage by subscribers across multiple continents, including North America and Europe. Additional data and detail on increases in the amount of data users consume and the broadband speeds they are using is provided in *OpenVault Broadband Insights Report Q4*, Quarterly Advisory (Feb. 10, 2021), available at <https://openvault.com/complimentary-report-4q20/>.

¹⁵³ OVBI Special Report: 202 Upstream Growth Nearly 4X of Pre-Pandemic Years, OpenVault, Quarterly Advisory, (April 1, 2020), available at <https://openvault.com/ovbi-special-report-2020-upstream-growth-rate-nearly-4x-of-pre-pandemic-years/>; Additional data is provided in *OpenVault Broadband Insights Pandemic Impact on Upstream Broadband Usage and Network Capacity*, available at <https://openvault.com/upstream-whitepaper/>.

¹⁵⁴ Organisation for Economic Co-operation and Development, Fixed broadband subscriptions per 100 inhabitants, per speed tiers (June 2020), <https://www.oecd.org/sti/broadband/5.1-FixedBB-SpeedTiers-2020-06.xls> [www.oecd.org/sti/broadband-statistics](https://www.oecd.org/sti/broadband/broadband-statistics).

¹⁵⁵ *Rural Digital Opportunity Fund*, Report and Order, 35 FCC Rcd 686, 690, para. 9 (2020), available at <https://www.fcc.gov/document/fcc-launches-20-billion-rural-digital-opportunity-fund-0>.

¹⁵⁶ The BBIP was authorized by the Consolidated Appropriations Act, 2021, Section 905, Public Law 116–260, 134 Stat. 1182 (Dec. 27, 2020).

infrastructure to eligible service areas of the country also prioritizes projects designed to provide broadband service with a download speed of not less than 100 Mbps and an upload speed of not less than 20 Mbps.¹⁵⁷

The 100 Mbps upload and download speeds will support the increased and growing needs of households and businesses. Recognizing that, in some instances, 100 Mbps upload speed may be impracticable due to geographical, topographical, or financial constraints, the interim final rule permits upload speeds of between at least 20 Mbps and 100 Mbps in such instances. To provide for investments that will accommodate technologies requiring symmetry in download and upload speeds, as noted above, eligible projects that are not designed to deliver, upon project completion, service that reliably meets or exceeds symmetrical speeds of 100 Mbps because it would be impracticable to do so should be designed so that they can be scalable to such speeds. Recipients are also encouraged to prioritize investments in fiber optic infrastructure where feasible, as such advanced technology enables the next generation of application solutions for all communities.

Under the interim final rule, eligible projects are expected to focus on locations that are unserved or underserved. The interim final rule treats users as being unserved or underserved if they lack access to a wireline connection capable of reliably delivering at least minimum speeds of 25 Mbps download and 3 Mbps upload as households and businesses lacking this level of access are generally not viewed as being able to originate and receive high-quality voice, data, graphics, and video telecommunications. This threshold is consistent with the FCC’s benchmark for an “advanced telecommunications capability.”¹⁵⁸ This threshold is also consistent with thresholds used in other Federal programs to identify eligible areas to be served by programs to improve broadband services. For example, in the FCC’s RDOF program, eligible areas include those without current (or already funded) access to terrestrial broadband service providing 25 Mbps download and 3 Mbps upload speeds.¹⁵⁹ The Department of Commerce’s BBIP also considers households to be “unserved” generally if they lack access to broadband service

¹⁵⁷ Section 905(d)(4) of the Consolidated Appropriations Act, 2021.

¹⁵⁸ *Deployment Report*, *supra* note 142.

¹⁵⁹ *Rural Digital Opportunity Fund*, *supra* note 156.

with a download speed of not less than 25 Mbps download and 3 Mbps upload, among other conditions. In selecting an area to be served by a project, recipients are encouraged to avoid investing in locations that have existing agreements to build reliable wireline service with minimum speeds of 100 Mbps download and 20 Mbps upload by December 31, 2024, in order to avoid duplication of efforts and resources.

Recipients are also encouraged to consider ways to integrate affordability options into their program design. To meet the immediate needs of unserved and underserved households and businesses, recipients are encouraged to focus on projects that deliver a physical broadband connection by prioritizing projects that achieve last mile-connections. Treasury also encourages recipients to prioritize support for broadband networks owned, operated by, or affiliated with local governments, non-profits, and co-operatives—providers with less pressure to turn profits and with a commitment to serving entire communities.

Under sections 602(c)(1)(A) and 603(c)(1)(A), assistance to households facing negative economic impacts due to COVID-19 is also an eligible use, including internet access or digital literacy assistance. As discussed above, in considering whether a potential use is eligible under this category, a recipient must consider whether, and the extent to which, the household has experienced a negative economic impact from the pandemic.

Question 22: What are the advantages and disadvantages of setting minimum symmetrical download and upload speeds of 100 Mbps? What other minimum standards would be appropriate and why?

Question 23: Would setting such a minimum be impractical for particular types of projects? If so, where and on what basis should those projects be identified? How could such a standard be set while also taking into account the practicality of using this standard in particular types of projects? In addition to topography, geography, and financial factors, what other constraints, if any, are relevant to considering whether an investment is impracticable?

Question 24: What are the advantages and disadvantages of setting a minimum level of service at 100 Mbps download and 20 Mbps upload in projects where it is impracticable to set minimum symmetrical download and upload speeds of 100 Mbps? What are the advantages and disadvantages of setting a scalability requirement in these cases? What other minimum standards would be appropriate and why?

Question 25: What are the advantages and disadvantages of focusing these investments on those without access to a wireline connection that reliably delivers 25 Mbps download by 3 Mbps upload? Would another threshold be appropriate and why?

Question 26: What are the advantages and disadvantages of setting any particular threshold for identifying unserved or underserved areas, minimum speed standards or scalability minimum? Are there other standards that should be set (e.g., latency)? If so, why and how? How can such threshold, standards, or minimum be set in a way that balances the public's interest in making sure that reliable broadband services meeting the daily needs of all Americans are available throughout the country with the providing recipients flexibility to meet the varied needs of their communities?

III. Restrictions on Use

As discussed above, recipients have considerable flexibility to use Fiscal Recovery Funds to address the diverse needs of their communities. To ensure that payments from the Fiscal Recovery Funds are used for these congressionally permitted purposes, the ARPA includes two provisions that further define the boundaries of the statute's eligible uses. Section 602(c)(2)(A) of the Act provides that States and territories may not "use the funds . . . to either directly or indirectly offset a reduction in . . . net tax revenue . . . resulting from a change in law, regulation, or administrative interpretation during the covered period that reduces any tax . . . or delays the imposition of any tax or tax increase." In addition, sections 602(c)(2)(B) and 603(c)(2) prohibit any recipient, including cities, nonentitlement units of government, and counties, from using Fiscal Recovery Funds for deposit into any pension fund. These restrictions support the use of funds for the congressionally permitted purposes described in Section II of this Supplementary Information by providing a backstop against the use of funds for purposes outside of the eligible use categories.

These provisions give force to Congress's clear intent that Fiscal Recovery Funds be spent within the four eligible uses identified in the statute—(1) to respond to the public health emergency and its negative economic impacts, (2) to provide premium pay to essential workers, (3) to provide government services to the extent of eligible governments' revenue losses, and (4) to make necessary water, sewer, and broadband infrastructure investments—and not otherwise. These

four eligible uses reflect Congress's judgment that the Fiscal Recovery Funds should be expended in particular ways that support recovery from the COVID-19 public health emergency. The further restrictions reflect Congress's judgment that tax cuts and pension deposits do not fall within these eligible uses. The interim final rule describes how Treasury will identify when such uses have occurred and how it will recoup funds put toward these impermissible uses and, as discussed in Section VIII of this **SUPPLEMENTARY INFORMATION**, establishes a reporting framework for monitoring the use of Fiscal Recovery Funds for eligible uses.

A. Deposit Into Pension Funds

The statute provides that recipients may not use Fiscal Recovery Funds for "deposit into any pension fund." For the reasons discussed below, Treasury interprets "deposit" in this context to refer to an extraordinary payment into a pension fund for the purpose of reducing an accrued, unfunded liability. More specifically, the interim final rule does not permit this assistance to be used to make a payment into a pension fund if both:

1. The payment reduces a liability incurred prior to the start of the COVID-19 public health emergency, and
2. the payment occurs outside the recipient's regular timing for making such payments.

Under this interpretation, a "deposit" is distinct from a "payroll contribution," which occurs when employers make payments into pension funds on regular intervals, with contribution amounts based on a predetermined percentage of employees' wages and salaries.

As discussed above, eligible uses for premium pay and responding to the negative economic impacts of the COVID-19 public health emergency include hiring and compensating public sector employees. Interpreting the scope of "deposit" to exclude contributions that are part of payroll contributions is more consistent with these eligible uses and would reduce administrative burden for recipients. Accordingly, if an employee's wages and salaries are an eligible use of Fiscal Recovery Funds, recipients may treat the employee's covered benefits as an eligible use of Fiscal Recovery Funds. For purposes of the Fiscal Recovery Funds, covered benefits include costs of all types of leave (vacation, family-related, sick, military, bereavement, sabbatical, jury duty), employee insurance (health, life, dental, vision), retirement (pensions, 401(k)), unemployment benefit plans

(Federal and State), workers' compensation insurance, and Federal Insurance Contributions Act taxes (which includes Social Security and Medicare taxes).

Treasury anticipates that this approach to employees' covered benefits will be comprehensive and, for employees whose wage and salary costs are eligible expenses, will allow all covered benefits listed in the previous paragraph to be eligible under the Fiscal Recovery Funds. Treasury expects that this will minimize the administrative burden on recipients by treating all the specified covered benefit types as eligible expenses, for employees whose wage and salary costs are eligible expenses.

Question 27: Beyond a "deposit" and a "payroll contribution," are there other types of payments into a pension fund that Treasury should consider?

B. Offset a Reduction in Net Tax Revenue

For States and territories (recipient governments¹⁶⁰), section 602(c)(2)(A)—the offset provision—prohibits the use of Fiscal Recovery Funds to directly or indirectly offset a reduction in net tax revenue resulting from a change in law, regulation, or administrative interpretation¹⁶¹ during the covered period. If a State or territory uses Fiscal Recovery Funds to offset a reduction in net tax revenue, the ARPA provides that the State or territory must repay to the Treasury an amount equal to the lesser of (i) the amount of the applicable reduction attributable to the impermissible offset and (ii) the amount received by the State or territory under the ARPA. See Section IV of this **SUPPLEMENTARY INFORMATION**. As discussed below Section IV of this **SUPPLEMENTARY INFORMATION**, a State or territory that chooses to use Fiscal Recovery Funds to offset a reduction in net tax revenue does not forfeit its entire allocation of Fiscal Recovery Funds (unless it misused the full allocation to offset a reduction in net tax revenue) or any non-ARPA funding received.

The interim final rule implements these conditions by establishing a framework for States and territories to determine the cost of changes in law, regulation, or interpretation that reduce tax revenue and to identify and value the sources of funds that will offset—

i.e., cover the cost of—any reduction in net tax revenue resulting from such changes. A recipient government would only be considered to have used Fiscal Recovery Funds to offset a reduction in net tax revenue resulting from changes in law, regulation, or interpretation if, and to the extent that, the recipient government could not identify sufficient funds from sources other than the Fiscal Recovery Funds to offset the reduction in net tax revenue. If sufficient funds from other sources cannot be identified to cover the full cost of the reduction in net tax revenue resulting from changes in law, regulation, or interpretation, the remaining amount not covered by these sources will be considered to have been offset by Fiscal Recovery Funds, in contravention of the offset provision. The interim final rule recognizes three sources of funds that may offset a reduction in net tax revenue other than Fiscal Recovery Funds—organic growth, increases in revenue (*e.g.*, an increase in a tax rate), and certain cuts in spending.

In order to reduce burden, the interim final rule's approach also incorporates the types of information and modeling already used by States and territories in their own fiscal and budgeting processes. By incorporating existing budgeting processes and capabilities, States and territories will be able to assess and evaluate the relationship of tax and budget decisions to uses of the Fiscal Recovery Funds based on information they likely have or can obtain. This approach ensures that recipient governments have the information they need to understand the implications of their decisions regarding the use of the Fiscal Recovery Funds—and, in particular, whether they are using the funds to directly or indirectly offset a reduction in net tax revenue, making them potentially subject to recoupment.

Reporting on both the eligible uses and on a State's or territory's covered tax changes that would reduce tax revenue will enable identification of, and recoupment for, use of Fiscal Recovery Funds to directly offset reductions in tax revenue resulting from tax relief. Moreover, this approach recognizes that, because money is fungible, even if Fiscal Recovery Funds are not explicitly or directly used to cover the costs of changes that reduce net tax revenue, those funds may be used in a manner inconsistent with the statute by indirectly being used to substitute for the State's or territory's funds that would otherwise have been needed to cover the costs of the reduction. By focusing on the cost of changes that reduce net tax revenue—and how a recipient government is

offsetting those reductions in constructing its budget over the covered period—the framework prevents efforts to use Fiscal Recovery Funds to indirectly offset reductions in net tax revenue for which the recipient government has not identified other offsetting sources of funding.

As discussed in greater detail below in this preamble, the framework set forth in the interim final rule establishes a step-by-step process for determining whether, and the extent to which, Fiscal Recovery Funds have been used to offset a reduction in net tax revenue. Based on information reported annually by the recipient government:

- First, each year, each recipient government will identify and value the changes in law, regulation, or interpretation that would result in a reduction in net tax revenue, as it would in the ordinary course of its budgeting process. The sum of these values in the year for which the government is reporting is the amount it needs to "pay for" with sources other than Fiscal Recovery Funds (total value of revenue reducing changes).

- Second, the interim final rule recognizes that it may be difficult to predict how a change would affect net tax revenue in future years and, accordingly, provides that if the total value of the changes in the year for which the recipient government is reporting is below a de minimis level, as discussed below, the recipient government need not identify any sources of funding to pay for revenue reducing changes and will not be subject to recoupment.

- Third, a recipient government will consider the amount of actual tax revenue recorded in the year for which they are reporting. If the recipient government's actual tax revenue is greater than the amount of tax revenue received by the recipient for the fiscal year ending 2019, adjusted annually for inflation, the recipient government will not be considered to have violated the offset provision because there will not have been a reduction in net tax revenue.

- Fourth, if the recipient government's actual tax revenue is less than the amount of tax revenue received by the recipient government for the fiscal year ending 2019, adjusted annually for inflation, in the reporting year the recipient government will identify any sources of funds that have been used to permissibly offset the total value of covered tax changes other than Fiscal Recovery Funds. These are:

- State or territory tax changes that would increase any source of general

¹⁶⁰ In this sub-section, "recipient governments" refers only to States and territories. In other sections, "recipient governments" refers more broadly to eligible governments receiving funding from the Fiscal Recovery Funds.

¹⁶¹ For brevity, referred to as "changes in law, regulation, or interpretation" for the remainder of this preamble.

fund revenue, such as a change that would increase a tax rate; and

- Spending cuts in areas not being replaced by Fiscal Recovery Funds.

The recipient government will calculate the value of revenue reduction remaining after applying these sources of offsetting funding to the total value of revenue reducing changes—that, is, how much of the tax change has not been paid for. The recipient government will then compare that value to the difference between the baseline and actual tax revenue. A recipient government will not be required to repay to the Treasury an amount that is greater than the recipient government's actual tax revenue shortfall relative to the baseline (*i.e.*, fiscal year 2019 tax revenue adjusted for inflation). This “revenue reduction cap,” together with Step 3, ensures that recipient governments can use organic revenue growth to offset the cost of revenue reductions.

- Finally, if there are any amounts that could be subject to recoupment, Treasury will provide notice to the recipient government of such amounts. This process is discussed in greater detail in Section IV of this

SUPPLEMENTARY INFORMATION.

Together, these steps allow Treasury to identify the amount of reduction in net tax revenue that both is attributable to covered changes and has been directly or indirectly offset with Fiscal Recovery Funds. This process ensures Fiscal Recovery Funds are used in a manner consistent with the statute's defined eligible uses and the offset provision's limitation on these eligible uses, while avoiding undue interference with State and territory decisions regarding tax and spending policies.

The interim final rule also implements a process for recouping Fiscal Recovery Funds that were used to offset reductions in net tax revenue, including the calculation of any amounts that may be subject to recoupment, a process for a recipient government to respond to a notice of recoupment, and clarification regarding amounts excluded from recoupment. See Section IV of this **SUPPLEMENTARY INFORMATION.**

The interim final rule includes several definitions that are applicable to the implementation of the offset provision.

Covered change. The offset provision is triggered by a reduction in net tax revenue resulting from “a change in law, regulation, or administrative interpretation.” A covered change includes any final legislative or regulatory action, a new or changed administrative interpretation, and the phase-in or taking effect of any statute

or rule where the phase-in or taking effect was not prescribed prior to the start of the covered period. Changed administrative interpretations would not include corrections to replace prior inaccurate interpretations; such corrections would instead be treated as changes implementing legislation enacted or regulations issued prior to the covered period; the operative change in those circumstances is the underlying legislation or regulation that occurred prior to the covered period. Moreover, only the changes within the control of the State or territory are considered covered changes. Covered changes do not include a change in rate that is triggered automatically and based on statutory or regulatory criteria in effect prior to the covered period. For example, a state law that sets its earned income tax credit (EITC) at a fixed percentage of the Federal EITC will see its EITC payments automatically increase—and thus its tax revenue reduced—because of the Federal Government's expansion of the EITC in the ARPA.¹⁶² This would not be considered a covered change. In addition, the offset provision applies only to actions for which the change in policy occurs during the covered period; it excludes regulations or other actions that implement a change or law substantively enacted prior to March 3, 2021. Finally, Treasury has determined and previously announced that income tax changes—even those made during the covered period—that simply conform with recent changes in Federal law (including those to conform to recent changes in Federal taxation of unemployment insurance benefits and taxation of loan forgiveness under the Paycheck Protection Program) are permissible under the offset provision.

Baseline. For purposes of measuring a reduction in net tax revenue, the interim final rule measures actual changes in tax revenue relative to a revenue baseline (baseline). The baseline will be calculated as fiscal year 2019 (FY 2019) tax revenue indexed for inflation in each year of the covered period, with inflation calculated using the Bureau of Economic Analysis's Implicit Price Deflator.¹⁶³

FY 2019 was chosen as the starting year for the baseline because it is the last full fiscal year prior to the COVID–

19 public health emergency.¹⁶⁴ This baseline year is consistent with the approach directed by the ARPA in sections 602(c)(1)(C) and 603(c)(1)(C), which identify the “most recent full fiscal year of the [State, territory, or Tribal government] prior to the emergency” as the comparator for measuring revenue loss. U.S. gross domestic product is projected to rebound to pre-pandemic levels in 2021,¹⁶⁵ suggesting that an FY 2019 pre-pandemic baseline is a reasonable comparator for future revenue levels. The FY 2019 baseline revenue will be adjusted annually for inflation to allow for direct comparison of actual tax revenue in each year (reported in nominal terms) to baseline revenue in common units of measurement; without inflation adjustment, each dollar of reported actual tax revenue would be worth less than each dollar of baseline revenue expressed in 2019 terms.

Reporting year. The interim final rule defines “reporting year” as a single year within the covered period, aligned to the current fiscal year of the recipient government during the covered period, for which a recipient government reports the value of covered changes and any sources of offsetting revenue increases (“in-year” value), regardless of when those changes were enacted. For the fiscal years ending in 2021 or 2025 (partial years), the term “reporting year” refers to the portion of the year falling within the covered period. For example, the reporting year for a fiscal year beginning July 2020 and ending June 2021 would be from March 3, 2021 to July 2021.

Tax revenue. The interim final rule's definition of “tax revenue” is based on the Census Bureau's definition of taxes, used for its Annual Survey of State Government Finances.¹⁶⁶ It provides a consistent, well-established definition with which States and territories will be familiar and is consistent with the approach taken in Section II.C of this **SUPPLEMENTARY INFORMATION** describing the implementation of sections 602(c)(1)(C) and 603(c)(1)(C) of the Act, regarding revenue loss. Consistent with the approach described in Section II.C of this **SUPPLEMENTARY INFORMATION**, tax

¹⁶⁴ Using Fiscal Year 2019 is consistent with section 602 as Congress provided for using that baseline for determining the impact of revenue loss affecting the provision of government services. See section 602(c)(1)(C).

¹⁶⁵ Congressional Budget Office, An Overview of the Economic Outlook: 2021 to 2031 (February 1, 2021), available at <https://www.cbo.gov/publication/56965>.

¹⁶⁶ U.S. Census Bureau, Annual Survey of State and Local Government Finances Glossary, <https://www.census.gov/programs-surveys/state/about/glossary.html> (last visited Apr. 30, 2021).

¹⁶² See, e.g., Tax Policy Center, How do state earned income tax credits work?, <https://www.taxpolicycenter.org/briefing-book/how-do-state-earned-income-tax-credits-work/> (last visited May 9, 2021).

¹⁶³ U.S. Department of Commerce, Bureau of Economic Analysis, GDP Price Deflator, <https://www.bea.gov/data/prices-inflation/gdp-price-deflator> (last visited May 9, 2021).

revenue does not include revenue taxed and collected by a different unit of government (e.g., revenue from taxes levied by a local government and transferred to a recipient government).

Framework. The interim final rule provides a step-by-step framework, to be used in each reporting year, to calculate whether the offset provision applies to a State's or territory's use of Fiscal Recovery Funds:

(1) *Covered changes that reduce tax revenue.* For each reporting year, a recipient government will identify and value covered changes that the recipient government predicts will have the effect of reducing tax revenue in a given reporting year, similar to the way it would in the ordinary course of its budgeting process. The value of these covered changes may be reported based on estimated values produced by a budget model, incorporating reasonable assumptions, that aligns with the recipient government's existing approach for measuring the effects of fiscal policies, and that measures relative to a current law baseline. The covered changes may also be reported based on actual values using a statistical methodology to isolate the change in year-over-year revenue attributable to the covered change(s), relative to the current law baseline prior to the change(s). Further, estimation approaches should not use dynamic methodologies that incorporate the projected effects of macroeconomic growth because macroeconomic growth is accounted for separately in the framework. Relative to these dynamic scoring methodologies, scoring methodologies that do not incorporate projected effects of macroeconomic growth rely on fewer assumptions and thus provide greater consistency among States and territories. Dynamic scoring that incorporates macroeconomic growth may also increase the likelihood of underestimation of the cost of a reduction in tax revenue.

In general and where possible, reporting should be produced by the agency of the recipient government responsible for estimating the costs and effects of fiscal policy changes. This approach offers recipient governments the flexibility to determine their reporting methodology based on their existing budget scoring practices and capabilities. In addition, the approach of using the projected value of changes in law that enact fiscal policies to estimate the net effect of such policies is consistent with the way many States

and territories already consider tax changes.¹⁶⁷

(2) *In excess of the de minimis.* The recipient government will next calculate the total value of all covered changes in the reporting year resulting in revenue reductions, identified in Step 1. If the total value of the revenue reductions resulting from these changes is below the de minimis level, the recipient government will be deemed not to have any revenue-reducing changes for the purpose of determining the recognized net reduction. If the total is above the de minimis level, the recipient government must identify sources of in-year revenue to cover the full costs of changes that reduce tax revenue.

The de minimis level is calculated as 1 percent of the reporting year's baseline. Treasury recognizes that, pursuant to their taxing authority, States and territories may make many small changes to alter the composition of their tax revenues or implement other policies with marginal effects on tax revenues. They may also make changes based on projected revenue effects that turn out to differ from actual effects, unintentionally resulting in minor revenue changes that are not fairly described as "resulting from" tax law changes. The de minimis level recognizes the inherent challenges and uncertainties that recipient governments face, and thus allows relatively small reductions in tax revenue without consequence. Treasury determined the 1 percent level by assessing the historical effects of state-level tax policy changes in state EITCs implemented to effect policy goals other than reducing net tax revenues.¹⁶⁸ The 1 percent de minimis level reflects the historical reductions in revenue due to minor changes in state fiscal policies.

(3) *Safe harbor.* The recipient government will then compare the reporting year's actual tax revenue to the baseline. If actual tax revenue is greater than the baseline, Treasury will deem the recipient government not to have any recognized net reduction for the reporting year, and therefore to be in a safe harbor and outside the ambit of the offset provision. This approach is consistent with the ARPA, which contemplates recoupment of Fiscal Recovery Funds only in the event that

such funds are used to offset a reduction in net tax revenue. If net tax revenue has not been reduced, this provision does not apply. In the event that actual tax revenue is above the baseline, the organic revenue growth that has occurred, plus any other revenue-raising changes, by definition must have been enough to offset the in-year costs of the covered changes.

(4) *Consideration of other sources of funding.* Next, the recipient government will identify and calculate the total value of changes that could pay for revenue reduction due to covered changes and sum these items. This amount can be used to pay for up to the total value of revenue-reducing changes in the reporting year. These changes consist of two categories:

(a) *Tax and other increases in revenue.* The recipient government must identify and consider covered changes in policy that the recipient government predicts will have the effect of increasing general revenue in a given reporting year. As when identifying and valuing covered changes that reduce tax revenue, the value of revenue-raising changes may be reported based on estimated values produced by a budget model, incorporating reasonable assumptions, aligned with the recipient government's existing approach for measuring the effects of fiscal policies, and measured relative to a current law baseline, or based on actual values using a statistical methodology to isolate the change in year-over-year revenue attributable to the covered change(s). Further, and as discussed above, estimation approaches should not use dynamic scoring methodologies that incorporate the effects of macroeconomic growth because growth is accounted for separately under the interim final rule. In general and where possible, reporting should be produced by the agency of the recipient government responsible for estimating the costs and effects of fiscal policy changes. This approach offers recipient governments the flexibility to determine their reporting methodology based on their existing budget scoring practices and capabilities.

(b) *Covered spending cuts.* A recipient government also may cut spending in certain areas to pay for covered changes that reduce tax revenue, up to the amount of the recipient government's net reduction in total spending as described below. These changes must be reductions in government outlays not in an area where the recipient government has spent Fiscal Recovery Funds. To better align with existing reporting and accounting, the interim final rule considers the department, agency, or

¹⁶⁷ See, e.g., Megan Randall & Kim Rueben, Tax Policy Center, Sustainable Budgeting in the States: Evidence on State Budget Institutions and Practices (Nov. 2017), available at https://www.taxpolicycenter.org/sites/default/files/publication/149186/sustainable-budgeting-in-the-states_1.pdf.

¹⁶⁸ Data provided by the Urban-Brookings Tax Policy Center for state-level EITC changes for 2004–2017.

authority from which spending has been cut and whether the recipient government has spent Fiscal Recovery Funds on that same department, agency, or authority. This approach was selected to allow recipient governments to report how Fiscal Recovery Funds have been spent using reporting units already incorporated into their budgeting process. If they have not spent Fiscal Recovery Funds in a department, agency, or authority, the full amount of the reduction in spending counts as a covered spending cut, up to the recipient government's net reduction in total spending. If they have, the Fiscal Recovery Funds generally would be deemed to have replaced the amount of spending cut and only reductions in spending above the amount of Fiscal Recovery Funds spent on the department, agency, or authority would count.

To calculate the amount of spending cuts that are available to offset a reduction in tax revenue, the recipient government must first consider whether there has been a reduction in total net spending, excluding Fiscal Recovery Funds (net reduction in total spending). This approach ensures that reported spending cuts actually create fiscal space, rather than simply offsetting other spending increases. A net reduction in total spending is measured as the difference between total spending in each reporting year, excluding Fiscal Recovery Funds spent, relative to total spending for the recipient's fiscal year ending in 2019, adjusted for inflation. Measuring reductions in spending relative to 2019 reflects the fact that the fiscal space created by a spending cut persists so long as spending remains below its original level, even if it does not decline further, relative to the same amount of revenue. Measuring spending cuts from year to year would, by contrast, not recognize any available funds to offset revenue reductions unless spending continued to decline, failing to reflect the actual availability of funds created by a persistent change and limiting the discretion of States and territories. In general and where possible, reporting should be produced by the agency of the recipient government responsible for estimating the costs and effects of fiscal policy changes. Treasury chose this approach because while many recipient governments may score budget legislation using projections, spending cuts are readily observable using actual values.

This approach—allowing only spending reductions in areas where the recipient government has not spent Fiscal Recovery Funds to be used as an

offset for a reduction in net tax revenue—aims to prevent recipient governments from using Fiscal Recovery Funds to supplant State or territory funding in the eligible use areas, and then use those State or territory funds to offset tax cuts. Such an approach helps ensure that Fiscal Recovery Funds are not used to “indirectly” offset revenue reductions due to covered changes.

In order to help ensure recipient governments use Fiscal Recovery Funds in a manner consistent with the prescribed eligible uses and do not use Fiscal Recovery Funds to indirectly offset a reduction in net tax revenue resulting from a covered change, Treasury will monitor changes in spending throughout the covered period. If, over the course of the covered period, a spending cut is subsequently replaced with Fiscal Recovery Funds and used to indirectly offset a reduction in net tax revenue resulting from a covered change, Treasury may consider such change to be an evasion of the restrictions of the offset provision and seek recoupment of such amounts.

(5) *Identification of amounts subject to recoupment.* If a recipient government (i) reports covered changes that reduce tax revenue (Step 1); (ii) to a degree greater than the de minimis (Step 2); (iii) has experienced a reduction in net tax revenue (Step 3); and (iv) lacks sufficient revenue from other, permissible sources to pay for the entirety of the reduction (Step 4), then the recipient government will be considered to have used Fiscal Recovery Funds to offset a reduction in net tax revenue, up to the amount that revenue has actually declined. That is, the maximum value of reduction in revenue due to covered changes which a recipient government must cover is capped at the difference between the baseline and actual tax revenue.¹⁶⁹ In the event that the baseline is above actual tax revenue and the difference between them is less than the sum of revenue reducing changes that are not paid for with other, permissible sources, organic revenue growth has implicitly offset a portion of the reduction. For example, if a recipient government reduces tax revenue by \$1 billion, makes no other changes, and experiences revenue growth driven by organic economic growth worth \$500 million, it need only pay for the remaining \$500 million with sources other than Fiscal Recovery Funds. The revenue reduction cap implements this

¹⁶⁹ This cap is applied in § 35.8(c) of the interim final rule, calculating the amount of funds used in violation of the tax offset provision.

approach for permitting organic revenue growth to cover the cost of tax cuts.

Finally, as discussed further in Section IV of this **SUPPLEMENTARY INFORMATION**, a recipient government may request reconsideration of any amounts identified as subject to recoupment under this framework. This process ensures that all relevant facts and circumstances, including information regarding planned spending cuts and budgeting assumptions, are considered prior to a determination that an amount must be repaid. Amounts subject to recoupment are calculated on an annual basis; amounts recouped in one year cannot be returned if the State or territory subsequently reports an increase in net tax revenue.

To facilitate the implementation of the framework above, and in addition to reporting required on eligible uses, in each year of the reporting period, each State and territory will report to Treasury the following items:

- Actual net tax revenue for the reporting year;
- Each revenue-reducing change made to date during the covered period and the in-year value of each change;
- Each revenue-raising change made to date during the covered period and the in-year value of each change;
- Each covered spending cut made to date during the covered period, the in-year value of each cut, and documentation demonstrating that each spending cut is covered as prescribed under the interim final rule;

Treasury will provide additional guidance and instructions the reporting requirements at a later date.

Question 28: Does the interim final rule's definition of tax revenue accord with existing State and territorial practice and, if not, are there other definitions or elements Treasury should consider? Discuss why or why not.

Question 29: The interim final rule permits certain spending cuts to cover the costs of reductions in tax revenue, including cuts in a department, agency, or authority in which the recipient government is not using Fiscal Recovery Funds. How should Treasury and recipient governments consider the scope of a department, agency, or authority for the use of funds to ensure spending cuts are not being substituted with Fiscal Recovery Funds while also avoiding an overbroad definition of that captures spending that is, in fact, distinct?

Question 30: Discuss the budget scoring methodologies currently used by States and territories. How should the interim final rule take into consideration differences in approaches? Please discuss the use of

practices including but not limited to macrodynamic scoring, microdynamic scoring, and length of budget windows.

Question 31: If a recipient government has a balanced budget requirement, how will that requirement impact its use of Fiscal Recovery Funds and ability to implement this framework?

Question 32: To implement the framework described above, the interim final rule establishes certain reporting requirements. To what extent do recipient governments already produce this information and on what timeline? Discuss ways that Treasury and recipient governments may better rely on information already produced, while ensuring a consistent application of the framework.

Question 33: Discuss States' and territories' ability to produce the figures and numbers required for reporting under the interim final rule. What additional reporting tools, such as a standardized template, would facilitate States' and territories' ability to complete the reporting required under the interim final rule?

C. Other Restrictions on Use

Payments from the Fiscal Recovery Funds are also subject to pre-existing limitations provided in other Federal statutes and regulations and may not be used as non-Federal match for other Federal programs whose statute or regulations bar the use of Federal funds to meet matching requirements. For example, payments from the Fiscal Recovery Funds may not be used to satisfy the State share of Medicaid.¹⁷⁰

As provided for in the award terms, payments from the Fiscal Recovery Funds as a general matter will be subject to the provisions of the Uniform Administrative Requirements, Cost Principles, and Audit Requirements for Federal Awards (2 CFR part 200) (the Uniform Guidance), including the cost principles and restrictions on general provisions for selected items of cost.

D. Timeline for Use of Fiscal Recovery Funds

Section 602(c)(1) and section 603(c)(1) require that payments from the Fiscal Recovery Funds be used only to cover costs incurred by the State, territory, Tribal government, or local government by December 31, 2024. Similarly, the CARES Act provided that payments from the CRF be used to cover costs incurred by December 31, 2021.¹⁷¹ The

definition of “incurred” does not have a clear meaning. With respect to the CARES Act, on the understanding that the CRF was intended to be used to meet relatively short-term needs, Treasury interpreted this requirement to mean that, for a cost to be considered to have been incurred, performance of the service or delivery of the goods acquired must occur by December 31, 2021. In contrast, the ARPA, passed at a different stage of the COVID–19 public health emergency, was intended to provide more general fiscal relief over a broader timeline. In addition, the ARPA expressly permits the use of Fiscal Recovery Funds for improvements to water, sewer, and broadband infrastructure, which entail a longer timeframe. In recognition of this, Treasury is interpreting the requirement in section 602 and section 603 that costs be incurred by December 31, 2024, to require only that recipients have obligated the Fiscal Recovery Funds by such date. The interim final rule adopts a definition of “obligation” that is based on the definition used for purposes of the Uniform Guidance, which will allow for uniform administration of this requirement and is a definition with which most recipients will be familiar.

Payments from the Fiscal Recovery Funds are grants provided to recipients to mitigate the fiscal effects of the COVID–19 public health emergency and to respond to the public health emergency, consistent with the eligible uses enumerated in sections 602(c)(1) and 603(c)(1).¹⁷² As such, these funds are intended to provide economic stimulus in areas still recovering from the economic effects of the pandemic. In implementing and interpreting these provisions, including what it means to “respond to” the COVID–19 public health emergency, Treasury takes into consideration pre-pandemic facts and circumstances (e.g., average revenue growth prior to the pandemic) as well as impact of the pandemic that predate the enactment of the ARPA (e.g., replenishing Unemployment Trust balances drawn during the pandemic). While assessing the effects of the COVID–19 public health emergency necessarily takes into consideration the facts and circumstances that predate the ARPA, use of Fiscal Recovery Funds is forward looking.

As discussed above, recipients are permitted to use payments from the Fiscal Recovery Funds to respond to the public health emergency, to respond to workers performing essential work by providing premium pay or providing

grants to eligible employers, and to make necessary investments in water, sewer, or broadband infrastructure, which all relate to prospective uses. In addition, sections 602(c)(1)(C) and 603(c)(1)(C) permit recipients to use Fiscal Recovery Funds for the provision of government services. This clause provides that the amount of funds that may be used for this purpose is measured by reference to the reduction in revenue due to the public health emergency relative to revenues collected in the most recent full fiscal year, but this reference does not relate to the period during which recipients may use the funds, which instead refers to prospective uses, consistent with the other eligible uses.

Although as discussed above the eligible uses of payments from the Fiscal Recovery Funds are all prospective in nature, Treasury considers the beginning of the covered period for purposes of determining compliance with section 602(c)(2)(A) to be the relevant reference point for this purpose. The interim final rule thus permits funds to be used to cover costs incurred beginning on March 3, 2021. This aligns the period for use of Fiscal Recovery Funds with the period during which these funds may not be used to offset reductions in net tax revenue. Permitting Fiscal Recovery Funds to be used to cover costs incurred beginning on this date will also mean that recipients that began incurring costs in the anticipation of enactment of the ARPA and in advance of the issuance of this rule and receipt of payment from the Fiscal Recovery Funds would be able to cover them using these payments.¹⁷³

As set forth in the award terms, the period of performance will run until December 31, 2026, which will provide recipients a reasonable amount of time to complete projects funded with payments from the Fiscal Recovery Funds.

IV. Recoupment Process

Under the ARPA, failure to comply with the restrictions on use contained in sections 602(c) and 603(c) of the Act may result in recoupment of funds.¹⁷⁴ The interim final rule implements these provisions by establishing a process for recoupment.

Identification and Notice of Violations. Failure to comply with the restrictions on use will be identified based on reporting provided by the

¹⁷³ Given the nature of this program, recipients will not be permitted to use funds to cover pre-award costs, *i.e.*, those incurred prior to March 3, 2021.

¹⁷⁴ Sections 602(e) and 603(e) of the Act.

¹⁷⁰ See 42 CFR 433.51 and 45 CFR 75.306.

¹⁷¹ Section 1001 of Division N of the Consolidated Appropriations Act, 2021 amended section 601(d)(3) of the Act by extending the end of the covered period for CRF expenditures from December 30, 2020 to December 31, 2021.

¹⁷² Sections 602(a), 603(a), 602(c)(1) and 603(c)(1) of the Act.

recipient. As discussed further in Sections III.B and VIII of this SUPPLEMENTARY INFORMATION, Treasury will collect information regarding eligible uses on a quarterly basis and on the tax offset provision on an annual basis. Treasury also may consider other information in identifying a violation, such as information provided by members of the public. If Treasury identifies a violation, it will provide written notice to the recipient along with an explanation of such amounts.

Request for Reconsideration. Under the interim final rule, a recipient may submit a request for reconsideration of any amounts identified in the notice provided by Treasury. This reconsideration process provides a recipient the opportunity to submit additional information it believes supports its request in light of the notice of recoupment, including, for example, additional information regarding the recipient's use of Fiscal Recovery Funds or its tax revenues. The process also provides the Secretary with an opportunity to consider all information relevant to whether a violation has occurred, and if so, the appropriate amount for recoupment.

The interim final rule also establishes requirements for the timing of a request for reconsideration. Specifically, if a recipient wishes to request reconsideration of any amounts identified in the notice, the recipient must submit a written request for reconsideration to the Secretary within 60 calendar days of receipt of such notice. The request must include an explanation of why the recipient believes that the finding of a violation or recoupable amount identified in the notice of recoupment should be reconsidered. To facilitate the Secretary's review of a recipient's request for reconsideration, the request should identify all supporting reasons for the request. Within 60 calendar days of receipt of the recipient's request for reconsideration, the recipient will be notified of the Secretary's decision to affirm, withdraw, or modify the notice of recoupment. Such notification will include an explanation of the decision, including responses to the recipient's supporting reasons and consideration of additional information provided.

The process and timeline established by the interim final rule are intended to provide the recipient with an adequate opportunity to fully present any issues or arguments in response to the notice of recoupment.¹⁷⁵ This process will allow the Secretary to respond to the

issues and considerations raised in the request for reconsideration taking into account the information and arguments presented by the recipient along with any other relevant information.

Repayment. Finally, the interim final rule provides that any amounts subject to recoupment must be repaid within 120 calendar days of receipt of any final notice of recoupment or, if the recipient has not requested reconsideration, within 120 calendar days of the initial notice provided by the Secretary.

Question 34: Discuss the timeline for requesting reconsideration under the interim final rule. What, if any, challenges does this timeline present?

V. Payments in Tranches to Local Governments and Certain States

Section 603 of the Act provides that the Secretary will make payments to local governments in two tranches, with the second tranche being paid twelve months after the first payment. In addition, section 602(b)(6)(A)(ii) provides that the Secretary may withhold payment of up to 50 percent of the amount allocated to each State and territory for a period of up to twelve months from the date on which the State or territory provides its certification to the Secretary. Any such withholding for a State or territory is required to be based on the unemployment rate in the State or territory as of the date of the certification.

The Secretary has determined to provide in this interim final rule for withholding of 50 percent of the amount of Fiscal Recovery Funds allocated to all States (and the District of Columbia) other than those with an unemployment rate that is 2.0 percentage points or more above its pre-pandemic (*i.e.*, February 2020) level. The Secretary will refer to the latest available monthly data from the Bureau of Labor Statistics as of the date the certification is provided. Based on data available at the time of public release of this interim final rule, this threshold would result in a majority of States being paid in two tranches.

Splitting payments for the majority of States is consistent with the requirement in section 603 of the Act to make payments from the Coronavirus Local Fiscal Recovery Fund to local governments in two tranches.¹⁷⁶

¹⁷⁶ With respect to Federal financial assistance more generally, States are subject to the requirements of the Cash Management Improvement Act (CMIA), under which Federal funds are drawn upon only on an as needed basis and States are required to remit interest on unused balances to Treasury. Given the statutory requirement for Treasury to make payments to States within a certain period, these requirements

Splitting payments to States into two tranches will help encourage recipients to adapt, as necessary, to new developments that could arise over the coming twelve months, including potential changes to the nature of the public health emergency and its negative economic impacts. While the U.S. economy has been recovering and adding jobs in aggregate, there is still considerable uncertainty in the economic outlook and the interaction between the pandemic and the economy.¹⁷⁷ For these reasons, Treasury believes it will be appropriate for a majority of recipients to adapt their plans as the recovery evolves. For example, a faster-than-expected economic recovery in 2021 could lead a recipient to dedicate more Fiscal Recovery Funds to longer-term investments starting in 2022. In contrast, a slower-than-expected economic recovery in 2021 could lead a recipient to use additional funds for near-term stimulus in 2022.

At the same time, the statute contemplates the possibility that elevated unemployment in certain States could justify a single payment. Elevated unemployment is indicative of a greater need to assist unemployed workers and stimulate a faster economic recovery. For this reason, the interim final rule provides that States and territories with an increase in their unemployment rate over a specified threshold may receive a single payment, with the expectation that a single tranche will better enable these States and territories to take additional immediate action to aid the unemployed and strengthen their economies.

Following the initial pandemic-related spike in unemployment in 2020, States' unemployment rates have been trending back towards pre-pandemic levels. However, some States' labor markets are healing more slowly than others. Moreover, States varied widely in their pre-pandemic levels of unemployment, and some States remain substantially further from their pre-

of the CMIA and Treasury's implementing regulations at 31 CFR part 205 will not apply to payments from the Fiscal Recovery Funds. Providing funding in two tranches to the majority of States reflects, to the maximum extent permitted by section 602 of the Act, the general principles of Federal cash management and stewardship of Federal funding, yet will be much less restrictive than the usual requirements to which States are subject.

¹⁷⁷ The potential course of the virus, and its impact on the economy, has contributed to a heightened degree of uncertainty relative to prior periods. *See, e.g.*, Dave Altig et al., Economic uncertainty before and during the COVID-19 pandemic, *J. of Public Econ.* (Nov. 2020), available at <https://www.sciencedirect.com/science/article/abs/pii/S0047272720301389>.

¹⁷⁵ The interim final rule also provides that Treasury may extend any deadlines.

pandemic starting point. Consequently, Treasury is delineating States with significant remaining elevation in the unemployment rate, based on the net difference to pre-pandemic levels.

Treasury has established that significant remaining elevation in the unemployment rate is a net change in the unemployment rate of 2.0 percentage points or more relative to pre-pandemic levels. In the four previous recessions going back to the early 1980s, the national unemployment rate rose by 3.6, 2.3, 2.0, and 5.0 percentage points, as measured from the start of the recession to the eventual peak during or immediately following the recession.¹⁷⁸ Each of these increases can therefore represent a recession's impact on unemployment. To identify States with significant remaining elevation in unemployment, Treasury took the lowest of these four increases, 2.0 percentage points, to indicate states where, despite improvement in the unemployment rate, current labor market conditions are consistent still with a historical benchmark for a recession.

No U.S. territory will be subject to withholding of its payment from the Fiscal Recovery Funds. For Puerto Rico, the Secretary has determined that the current level of the unemployment rate (8.8 percent, as of March 2021¹⁷⁹) is sufficiently high such that Treasury should not withhold any portion of its payment from the Fiscal Recovery Funds regardless of its change in unemployment rate relative to its pre-pandemic level. For U.S. territories that are not included in the Bureau of Labor Statistics' monthly unemployment rate data, the Secretary will not exercise the authority to withhold amounts from the Fiscal Recovery Funds.

VI. Transfer

The statute authorizes State, territorial, and Tribal governments; counties; metropolitan cities; and nonentitlement units of local government (counties, metropolitan

cities, and nonentitlement units of local government are collectively referred to as "local governments") to transfer amounts paid from the Fiscal Recovery Funds to a number of specified entities. By permitting these transfers, Congress recognized the importance of providing flexibility to governments seeking to achieve the greatest impact with their funds, including by working with other levels or units of government or private entities to assist recipient governments in carrying out their programs. This includes special-purpose districts that perform specific functions in the community, such as fire, water, sewer, or mosquito abatement districts.

Specifically, under section 602(c)(3), a State, territory, or Tribal government may transfer funds to a "private nonprofit organization . . . a Tribal organization . . . a public benefit corporation involved in the transportation of passengers or cargo, or a special-purpose unit of State or local government."¹⁸⁰ Similarly, section 603(c)(3) authorizes a local government to transfer funds to the same entities (other than Tribal organizations).

The interim final rule clarifies that the lists of transferees in sections 602(c)(3) and 603(c)(3) are not exclusive. The interim final rule permits State, territorial, and Tribal governments to transfer Fiscal Recovery Funds to other constituent units of government or private entities beyond those specified in the statute. Similarly, local governments are authorized to transfer Fiscal Recovery Funds to other constituent units of government (*e.g.*, a county is able to transfer Fiscal Recovery Funds to a city, town, or school district within it) or to private entities. This approach is intended to help provide funding to local governments with needs that may exceed the allocation provided under the statutory formula.

State, local, territorial, and Tribal governments that receive a Federal award directly from a Federal awarding agency, such as Treasury, are "recipients." A transferee receiving a transfer from a recipient under sections 602(c)(3) and 603(c)(3) will be a subrecipient. Subrecipients are entities that receive a subaward from a recipient to carry out a program or project on behalf of the recipient with the recipient's Federal award funding. The recipient remains responsible for monitoring and overseeing the subrecipient's use of Fiscal Recovery Funds and other activities related to the award to ensure that the subrecipient complies with the statutory and

regulatory requirements and the terms and conditions of the award. Recipients also remain responsible for reporting to Treasury on their subrecipients' use of payments from the Fiscal Recovery Funds for the duration of the award.

Transfers under sections 602(c)(3) and 603(c)(3) must qualify as an eligible use of Fiscal Recovery Funds by the transferor. Once Fiscal Recovery Funds are received, the transferee must abide by the restrictions on use applicable to the transferor under the ARPA and other applicable law and program guidance. For example, if a county transferred Fiscal Recovery Funds to a town within its borders to respond to the COVID-19 public health emergency, the town would be bound by the eligible use requirements applicable to the county in carrying out the county's goal. This also means that county A may not transfer Fiscal Recovery Funds to county B for use in county B because such a transfer would not, from the perspective of the transferor (county A), be an eligible use in county A.

Section 603(c)(4) separately provides for transfers by a local government to its State or territory. A transfer under section 603(c)(4) will not make the State a subrecipient of the local government, and such Fiscal Recovery Funds may be used by the State for any purpose permitted under section 602(c). A transfer under section 603(c)(4) will result in a cancellation or termination of the award on the part of the transferor local government and a modification of the award to the transferee State or territory. The transferor must provide notice of the transfer to Treasury in a format specified by Treasury. If the local government does not provide such notice, it will remain legally obligated to Treasury under the award and remain responsible for ensuring that the awarded Fiscal Recovery Funds are being used in accordance with the statute and program guidance and for reporting on such uses to Treasury. A State that receives a transfer from a local government under section 603(c)(4) will be bound by all of the use restrictions set forth in section 602(c) with respect to the use of those Fiscal Recovery Funds, including the prohibitions on use of such Fiscal Recovery Funds to offset certain reductions in taxes or to make deposits into pension funds.

Question 35: What are the advantages and disadvantages of treating the list of transferees in sections 602(c)(3) and 603(c)(3) as nonexclusive, allowing States and localities to transfer funds to entities outside of the list?

Question 36: Are there alternative ways of defining "special-purpose unit of State or local government" and

¹⁷⁸ Includes the period during and immediately following recessions, as defined by the National Bureau of Economic Research. National Bureau of Economic Research, US Business Cycle Expansions and Contractions, <https://www.nber.org/research/data/us-business-cycle-expansions-and-contractions> (last visited Apr. 27, 2021). Based on data from U.S. Bureau of Labor Statistics, Unemployment Rate [UNRATE], retrieved from FRED, Federal Reserve Bank of St. Louis, <https://fred.stlouisfed.org/series/UNRATE> (last visited Apr. 27, 2021).

¹⁷⁹ U.S. Bureau of Labor Statistics, Economic News Release—Table 1. Civilian labor force and unemployment by state and selected area, seasonally adjusted, <https://www.bls.gov/news.release/laus.t01.htm> (last visited Apr. 30, 2021).

¹⁸⁰ Section 602(c)(3) of the Act.

“public benefit corporation” that would better further the aims of the Funds?

VII. Nonentitlement Units of Government

The Fiscal Recovery Funds provides for \$19.53 billion in payments to be made to States and territories which will distribute the funds to nonentitlement units of local government (NEUs); local governments which generally have populations below 50,000. These local governments have not yet received direct fiscal relief from the Federal Government during the COVID-19 public health emergency, making Fiscal Recovery Funds payments an important source of support for their public health and economic responses. Section 603 requires Treasury to allocate and pay Fiscal Recovery Funds to the States and territories and requires the States and territories to distribute Fiscal Recovery Funds to NEUs based on population within 30 days of receipt unless an extension is granted by the Secretary. The interim final rule clarifies certain aspects regarding the distribution of Fiscal Recovery by States and territories to NEUs, as well as requirements around timely payments from the Fiscal Recovery Funds.

The ARPA requires that States and territories allocate funding to NEUs in an amount that bears the same proportion as the population of the NEU bears to the total population of all NEUs in the State or territory, subject to a cap (described below). Because the statute requires States and territories to make distributions based on population, States and territories may not place additional conditions or requirements on distributions to NEUs, beyond those required by the ARPA and Treasury’s implementing regulations and guidance. For example, a State may not impose stricter limitations than permitted by statute or Treasury regulations or guidance on an NEU’s use of Fiscal Recovery Funds based on the NEU’s proposed spending plan or other policies. States and territories are also not permitted to offset any debt owed by the NEU against the NEU’s distribution. Further, States and territories may not provide funding on a reimbursement basis—*e.g.*, requiring NEUs to pay for project costs up front before being reimbursed with Fiscal Recovery Funds payments—because this funding model would not comport with the statutory requirement that States and territories make distributions to NEUs within the statutory timeframe.

Similarly, States and territories distributing Fiscal Recovery Funds payments to NEUs are responsible for

complying with the Fiscal Recovery Funds statutory requirement that distributions to NEUs not exceed 75 percent of the NEU’s most recent budget. The most recent budget is defined as the NEU’s most recent annual total operating budget, including its general fund and other funds, as of January 27, 2020. Amounts in excess of such cap and therefore not distributed to the NEU must be returned to Treasury by the State or territory. States and territories may rely for this determination on a certified top-line budget total from the NEU.

Under the interim final rule, the total allocation and distribution to an NEU, including the sum of both the first and second tranches of funding, cannot exceed the 75 percent cap. States and territories must permit NEUs without formal budgets as of January 27, 2020 to self-certify their most recent annual expenditures as of January 27, 2020 for the purpose of calculating the cap. This approach will provide an administrable means to implement the cap for small local governments that do not adopt a formal budget.

Section 603(b)(3) of the Social Security Act provides for Treasury to make payments to counties but provides that, in the case of an amount to be paid to a county that is not a unit of general local government, the amount shall instead be paid to the State in which such county is located, and such State shall distribute such amount to each unit of general local government within such county in an amount that bears the same proportion to the amount to be paid to such county as the population of such units of general local government bears to the total population of such county. As with NEUs, States may not place additional conditions or requirements on distributions to such units of general local government, beyond those required by the ARPA and Treasury’s implementing regulations and guidance.

In the case of consolidated governments, section 603(b)(4) allows consolidated governments (*e.g.*, a city-county consolidated government) to receive payments under each allocation based on the respective formulas. In the case of a consolidated government, Treasury interprets the budget cap to apply to the consolidated government’s NEU allocation under section 603(b)(2) but not to the consolidated government’s county allocation under section 603(b)(3).

If necessary, States and territories may use the Fiscal Recovery Funds under section 602(c)(1)(A) to fund expenses related to administering payments to NEUs and units of general local

government, as disbursing these funds itself is a response to the public health emergency and its negative economic impacts. If a State or territory requires more time to disburse Fiscal Recovery Funds to NEUs than the allotted 30 days, Treasury will grant extensions of not more than 30 days for States and territories that submit a certification in writing in accordance with section 603(b)(2)(C)(i)(I). Additional extensions may be granted at the discretion of the Secretary.

Question 37: What are alternative ways for States and territories to enforce the 75 percent cap while reducing the administrative burden on them?

Question 38: What criteria should Treasury consider in assessing requests for extensions for further time to distribute NEU payments?

VIII. Reporting

States (defined to include the District of Columbia), territories, metropolitan cities, counties, and Tribal governments will be required to submit one interim report and thereafter quarterly Project and Expenditure reports through the end of the award period on December 31, 2026. The interim report will include a recipient’s expenditures by category at the summary level from the date of award to July 31, 2021 and, for States and territories, information related to distributions to nonentitlement units. Recipients must submit their interim report to Treasury by August 31, 2021. Nonentitlement units of local government are not required to submit an interim report.

The quarterly Project and Expenditure reports will include financial data, information on contracts and subawards over \$50,000, types of projects funded, and other information regarding a recipient’s utilization of the award funds. The reports will include the same general data (*e.g.*, on obligations, expenditures, contracts, grants, and subawards) as those submitted by recipients of the CRF, with some modifications. Modifications will include updates to the expenditure categories and the addition of data elements related to specific eligible uses, including some of the reporting elements described in sections above. The initial quarterly Project and Expenditure report will cover two calendar quarters from the date of award to September 30, 2021, and must be submitted to Treasury by October 31, 2021. The subsequent quarterly reports will cover one calendar quarter and must be submitted to Treasury within 30 days after the end of each calendar quarter.

Nonentitlement units of local government will be required to submit

annual Project and Expenditure reports until the end of the award period on December 31, 2026. The initial annual Project and Expenditure report for nonentitlement units of local government will cover activity from the date of award to September 30, 2021 and must be submitted to Treasury by October 31, 2021. The subsequent annual reports must be submitted to Treasury by October 31 each year.

States, territories, metropolitan cities, and counties with a population that exceeds 250,000 residents will also be required to submit an annual Recovery Plan Performance report to Treasury. The Recovery Plan Performance report will provide the public and Treasury information on the projects that recipients are undertaking with program funding and how they are planning to ensure project outcomes are achieved in an effective, efficient, and equitable manner. Each jurisdiction will have some flexibility in terms of the form and content of the Recovery Plan Performance report, as long as it includes the minimum information required by Treasury. The Recovery Plan Performance report will include key performance indicators identified by the recipient and some mandatory indicators identified by Treasury, as well as programmatic data in specific eligible use categories and the specific reporting requirements described in the sections above. The initial Recovery Plan Performance report will cover the period from the date of award to July 31, 2021 and must be submitted to Treasury by August 31, 2021. Thereafter, Recovery Plan Performance reports will cover a 12-month period, and recipients will be required to submit the report to Treasury within 30 days after the end of the 12-month period. The second Recovery Plan Performance report will cover the period from July 1, 2021 to June 30, 2022, and must be submitted to Treasury by July 31, 2022. Each annual Recovery Plan Performance report must be posted on the public-facing website of the recipient. Local governments with fewer than 250,000 residents, Tribal governments, and nonentitlement units of local government are not required to develop a Recovery Plan Performance report.

Treasury will provide additional guidance and instructions on the reporting requirements outlined above for the Fiscal Recovery Funds at a later date.

IX. Comments and Effective Date

This interim final rule is being issued without advance notice and public comment to allow for immediate implementation of this program. As

discussed below, the requirements of advance notice and public comment do not apply “to the extent that there is involved . . . a matter relating to agency . . . grants.”¹⁸¹ The interim final rule implements statutory conditions on the eligible uses of the Fiscal Recovery Funds grants, and addresses the payment of those funds, the reporting on uses of funds, and potential consequences of ineligible uses. In addition and as discussed below, the Administrative Procedure Act also provides an exception to ordinary notice-and-comment procedures “when the agency for good cause finds (and incorporates the finding and a brief statement of reasons therefor in the rules issued) that notice and public procedure thereon are impracticable, unnecessary, or contrary to the public interest.”¹⁸² This good cause justification also supports waiver of the 60-day delayed effective date for major rules under the Congressional Review Act at 5 U.S.C. 808(2). Although this interim final rule is effective immediately, comments are solicited from interested members of the public and from recipient governments on all aspects of the interim final rule.

These comments must be submitted on or before July 16, 2021.

X. Regulatory Analyses

Executive Orders 12866 and 13563

This interim final rule is economically significant for the purposes of Executive Orders 12866 and 13563. Treasury, however, is proceeding under the emergency provision at Executive Order 12866 section 6(a)(3)(D) based on the need to act expeditiously to mitigate the current economic conditions arising from the COVID-19 public health emergency. The rule has been reviewed by the Office of Management and Budget (OMB) in accordance with Executive Order 12866. This rule is necessary to implement the ARPA in order to provide economic relief to State, local, and Tribal governments adversely impacted by the COVID-19 public health emergency.

Under Executive Order 12866, OMB must determine whether this regulatory action is “significant” and, therefore, subject to the requirements of the Executive Order and subject to review by OMB. Section 3(f) of Executive Order 12866 defines a significant regulatory

action as an action likely to result in a rule that may:

(1) Have an annual effect on the economy of \$100 million or more, or adversely affect a sector of the economy; productivity; competition; jobs; the environment; public health or safety; or State, local, or Tribal governments or communities in a material way (also referred to as “economically significant” regulations);

(2) Create a serious inconsistency or otherwise interfere with an action taken or planned by another agency;

(3) Materially alter the budgetary impacts of entitlements, grants, user fees, or loan programs or the rights and obligations of recipients thereof; or

(4) Raise novel legal or policy issues arising out of legal mandates, the President’s priorities, or the principles stated in the Executive order.

This regulatory action is an economically significant regulatory action subject to review by OMB under section 3(f) of Executive Order 12866. Treasury has also reviewed these regulations under Executive Order 13563, which supplements and explicitly reaffirms the principles, structures, and definitions governing regulatory review established in Executive Order 12866. To the extent permitted by law, section 1(b) of Executive Order 13563 requires that an agency:

(1) Propose or adopt regulations only upon a reasoned determination that their benefits justify their costs (recognizing that some benefits and costs are difficult to quantify);

(2) Tailor its regulations to impose the least burden on society, consistent with obtaining regulatory objectives taking into account, among other things, and to the extent practicable, the costs of cumulative regulations;

(3) Select, in choosing among alternative regulatory approaches, those approaches that maximize net benefits (including potential economic, environmental, public health and safety, and other advantages; distributive impacts; and equity);

(4) To the extent feasible, specify performance objectives, rather than the behavior or manner of compliance a regulated entity must adopt; and

(5) Identify and assess available alternatives to direct regulation, including providing economic incentives—such as user fees or marketable permits—to encourage the desired behavior, or providing information that enables the public to make choices.

Executive Order 13563 also requires an agency “to use the best available

¹⁸¹ 5 U.S.C. 553(a)(2).

¹⁸² 5 U.S.C. 553(b)(3)(B); *see also* 5 U.S.C. 553(d)(3) (creating an exception to the requirement of a 30-day delay before the effective date of a rule “for good cause found and published with the rule”).

techniques to quantify anticipated present and future benefits and costs as accurately as possible.” OMB’s Office of Information and Regulatory Affairs (OIRA) has emphasized that these techniques may include “identifying changing future compliance costs that might result from technological innovation or anticipated behavioral changes.”

Treasury has assessed the potential costs and benefits, both quantitative and qualitative, of this regulatory action, and is issuing this interim final rule only on a reasoned determination that the benefits exceed the costs. In choosing among alternative regulatory approaches, Treasury selected those approaches that would maximize net benefits. Based on the analysis that follows and the reasons stated elsewhere in this document, Treasury believes that this interim final rule is consistent with the principles set forth in Executive Order 13563.

Treasury also has determined that this regulatory action does not unduly interfere with States, territories, Tribal governments, and localities in the exercise of their governmental functions.

This Regulatory Impact Analysis discusses the need for regulatory action, the potential benefits, and the potential costs.

Need for Regulatory Action. This interim final rule implements the \$350 billion Fiscal Recovery Funds of the ARPA, which Congress passed to help States, territories, Tribal governments, and localities respond to the ongoing COVID-19 public health emergency and its economic impacts. As the agency charged with execution of these programs, Treasury has concluded that this interim final rule is needed to ensure that recipients of Fiscal Recovery Funds fully understand the requirements and parameters of the program as set forth in the statute and deploy funds in a manner that best reflects Congress’ mandate for targeted fiscal relief.

This interim final rule is primarily a transfer rule: It transfers \$350 billion in aid from the Federal Government to states, territories, Tribal governments, and localities, generating a significant macroeconomic effect on the U.S. economy. In making this transfer, Treasury has sought to implement the program in ways that maximize its potential benefits while minimizing its costs. It has done so by aiming to target relief in key areas according to the congressional mandate; offering clarity to States, territories, Tribal governments, and localities while maintaining their flexibility to respond

to local needs; and limiting administrative burdens.

Analysis of Benefits. Relative to a pre-statutory baseline, the Fiscal Recovery Funds provide a combined \$350 billion to State, local, and Tribal governments for fiscal relief and support for costs incurred responding to the COVID-19 pandemic. Treasury believes that this transfer will generate substantial additional economic activity, although given the flexibility accorded to recipients in the use of funds, it is not possible to precisely estimate the extent to which this will occur and the timing with which it will occur. Economic research has demonstrated that state fiscal relief is an efficient and effective way to mitigate declines in jobs and output during an economic downturn.¹⁸³ Absent such fiscal relief, fiscal austerity among State, local, and Tribal governments could exert a prolonged drag on the overall economic recovery, as occurred following the 2007–09 recession.¹⁸⁴

This interim final rule provides benefits across several areas by implementing the four eligible funding uses, as defined in statute: Strengthening the response to the COVID-19 public health emergency and its economic impacts; easing fiscal pressure on State, local, and Tribal governments that might otherwise lead to harmful cutbacks in employment or government services; providing premium pay to essential workers; and making necessary investments in certain types of infrastructure. In implementing the ARPA, Treasury also sought to support disadvantaged communities that have been disproportionately impacted by the pandemic. The Fiscal Recovery Funds as implemented by the interim final rule can be expected to channel resources toward these uses in order to achieve substantial near-term economic and public health benefits, as well as longer-term benefits arising from the allowable investments in water, sewer, and broadband infrastructure and aid to families.

¹⁸³ Gabriel Chodorow-Reich et al., Does State Fiscal Relief during Recessions Increase Employment? Evidence from the American Recovery and Reinvestment Act, *American Econ. J.: Econ. Policy*, 4:3 118–45 (Aug. 2012), available at <https://www.aeaweb.org/articles?id=10.1257/pol.4.3.118>.

¹⁸⁴ See, e.g., Fitzpatrick, Haughwout & Setren, Fiscal Drag from the State and Local Sector?, Liberty Street Economics Blog, Federal Reserve Bank of New York (June 27, 2012), <https://www.libertystreeteconomics.newyorkfed.org/2012/06/fiscal-drag-from-the-state-and-local-sector.html>; Jiri Jonas, Great Recession and Fiscal Squeeze at U.S. Subnational Government Level, IMF Working Paper 12/184, (July 2012), available at <https://www.imf.org/external/pubs/ft/wp/2012/wp12184.pdf>; Gordon, *supra* note 9.

These benefits are achieved in the interim final rule through a broadly flexible approach that sets clear guidelines on eligible uses of Fiscal Recovery Funds and provides State, local, and Tribal government officials discretion within those eligible uses to direct Fiscal Recovery Funds to areas of greatest need within their jurisdiction. While preserving recipients’ overall flexibility, the interim final rule includes several provisions that implement statutory requirements and will help support use of Fiscal Recovery Funds to achieve the intended benefits. The remainder of this section clarifies how Treasury’s approach to key provisions in the interim final rule will contribute to greater realization of benefits from the program.

- *Revenue Loss:* Recipients will compute the extent of reduction in revenue by comparing actual revenue to a counterfactual trend representing what could have plausibly been expected to occur in the absence of the pandemic. The counterfactual trend begins with the last full fiscal year prior to the public health emergency (as required by statute) and projects forward with an annualized growth adjustment. Treasury’s decision to incorporate a growth adjustment into the calculation of revenue loss ensures that the formula more fully captures revenue shortfalls relative to recipients’ pre-pandemic expectations. Moreover, recipients will have the opportunity to re-calculate revenue loss at several points throughout the program, recognizing that some recipients may experience revenue effects with a lag. This option to re-calculate revenue loss on an ongoing basis should result in more support for recipients to avoid harmful cutbacks in future years. In calculating revenue loss, recipients will look at general revenue in the aggregate, rather than on a source-by-source basis. Given that recipients may have experienced offsetting changes in revenues across sources, Treasury’s approach provides a more accurate representation of the effect of the pandemic on overall revenues.

- *Premium Pay:* Per the statute, recipients have broad latitude to designate critical infrastructure sectors and make grants to third-party employers for the purpose of providing premium pay or otherwise respond to essential workers. While the interim final rule generally preserves the flexibility in the statute, it does add a requirement that recipients give written justification in the case that premium pay would increase a worker’s annual pay above a certain threshold. To set this threshold, Treasury analyzed data

from the Bureau of Labor Statistics to determine a level that would not require further justification for premium pay to the vast majority of essential workers, while requiring higher scrutiny for provision of premium pay to higher-earners who, even without premium pay, would likely have greater personal financial resources to cope with the effects of the pandemic. Treasury believes the threshold in the interim final rule strikes the appropriate balance between preserving flexibility and helping encourage use of these resources to help those in greatest need. The interim final rule also requires that eligible workers have regular in-person interactions or regular physical handling of items that were also handled by others. This requirement will also help encourage use of financial resources for those who have endured the heightened risk of performing essential work.

- *Withholding of Payments to Recipients:* Treasury believes that for the vast majority of recipient entities, it will be appropriate to receive funds in two separate payments. As discussed above, withholding of payments ensures that recipients can adapt spending plans to evolving economic conditions and that at least some of the economic benefits will be realized in 2022 or later. However, consistent with authorities granted to Treasury in the statute, Treasury recognizes that a subset of States with significant remaining elevation in the unemployment rate could face heightened additional near-term needs to aid unemployed workers and stimulate the recovery. Therefore, for a subset of State governments, Treasury will not withhold any funds from the first payment. Treasury believes that this approach strikes the appropriate balance between the general reasons to provide funds in two payments and the heightened additional near-term needs in specific States. As discussed above, Treasury set a threshold based on historical analysis of unemployment rates in recessions.

- *Hiring Public Sector Employees:* The interim final rule states explicitly that recipients may use funds to restore their workforces up to pre-pandemic levels. Treasury believes that this statement is beneficial because it eliminates any uncertainty that could cause delays or otherwise negatively impact restoring public sector workforces (which, at time of publication, remain significantly below pre-pandemic levels).

Finally, the interim final rule aims to promote and streamline the provision of assistance to individuals and communities in greatest need,

particularly communities that have been historically disadvantaged and have experienced disproportionate impacts of the COVID-19 crisis. Targeting relief is in line with Executive Order 13985, “Advancing Racial Equity and Support for Underserved Communities Through the Federal Government,” which laid out an Administration-wide priority to support “equity for all, including people of color and others who have been historically underserved, marginalized, and adversely affected by persistent poverty and inequality.”¹⁸⁵ To this end, the interim final rule enumerates a list of services that may be provided using Fiscal Recovery Funds in low-income areas to address the disproportionate impacts of the pandemic in these communities; establishes the characteristics of essential workers eligible for premium pay and encouragement to serve workers based on financial need; provides that recipients may use Fiscal Recovery Funds to restore (to pre-pandemic levels) state and local workforces, where women and people of color are disproportionately represented;¹⁸⁶ and targets investments in broadband infrastructure to unserved and underserved areas. Collectively, these provisions will promote use of resources to facilitate the provision of assistance to individuals and communities with the greatest need.

Analysis of Costs. This regulatory action will generate administrative costs relative to a pre-statutory baseline. This includes, chiefly, costs required to administer Fiscal Recovery Funds, oversee subrecipients and beneficiaries, and file periodic reports with Treasury. It also requires States to allocate Fiscal Recovery Funds to nonentitlement units, which are smaller units of local government that are statutorily required to receive their funds through States.

Treasury expects that the administrative burden associated with this program will be moderate for a grant program of its size. Treasury expects that most recipients receive direct or indirect funding from Federal Government programs and that many

have familiarity with how to administer and report on Federal funds or grant funding provided by other entities. In particular, States, territories, and large localities will have received funds from the CRF and Treasury expects them to rely heavily on established processes developed last year or through prior grant funding, mitigating burden on these governments.

Treasury expects to provide technical assistance to defray the costs of administration of Fiscal Recovery Funds to further mitigate burden. In making implementation choices, Treasury has hosted numerous consultations with a diverse range of direct recipients—States, small cities, counties, and Tribal governments—along with various communities across the United States, including those that are underserved. Treasury lacks data to estimate the precise extent to which this interim final rule generates administrative burden for State, local, and Tribal governments, but seeks comment to better estimate and account for these costs, as well as on ways to lessen administrative burdens.

Executive Order 13132

Executive Order 13132 (entitled Federalism) prohibits an agency from publishing any rule that has federalism implications if the rule either imposes substantial, direct compliance costs on State, local, and Tribal governments, and is not required by statute, or preempts state law, unless the agency meets the consultation and funding requirements of section 6 of the Executive order. This interim final rule does not have federalism implications within the meaning of the Executive order and does not impose substantial, direct compliance costs on State, local, and Tribal governments or preempt state law within the meaning of the Executive order. The compliance costs are imposed on State, local, and Tribal governments by sections 602 and 603 of the Social Security Act, as enacted by the ARPA. Notwithstanding the above, Treasury has engaged in efforts to consult and work cooperatively with affected State, local, and Tribal government officials and associations in the process of developing the interim final rule. Pursuant to the requirements set forth in section 8(a) of Executive Order 13132, Treasury certifies that it has complied with the requirements of Executive Order 13132.

Administrative Procedure Act

The Administrative Procedure Act (APA), 5 U.S.C. 551 *et seq.*, generally requires public notice and an opportunity for comment before a rule

¹⁸⁵ Executive Order on Advancing Racial Equity and Support for Underserved Communities through the Federal Government (Jan. 20, 2021) (86 FR 7009, January 25, 2021), <https://www.whitehouse.gov/briefing-room/presidential-actions/2021/01/20/executive-order-advancing-racial-equity-and-support-for-underserved-communities-through-the-federal-government/> (last visited May 9, 2021).

¹⁸⁶ David Cooper, Mary Gable & Algernon Austin, Economic Policy Institute Briefing Paper, The Public-Sector Jobs Crisis: Women and African Americans hit hardest by job losses in state and local governments, <https://www.epi.org/publication/bp339-public-sector-jobs-crisis> (last visited May 9, 2021).

becomes effective. However, the APA provides that the requirements of 5 U.S.C. 553 do not apply “to the extent that there is involved . . . a matter relating to agency . . . grants.” The interim final rule implements statutory conditions on the eligible uses of the Fiscal Recovery Funds grants, and addresses the payment of those funds, the reporting on uses of funds, and potential consequences of ineligible uses. The rule is thus “both clearly and directly related to a federal grant program.” *National Wildlife Federation v. Snow*, 561 F.2d 227, 232 (D.C. Cir. 1976). The rule sets forth the “process necessary to maintain state . . . eligibility for federal funds,” *id.*, as well as the “method[s] by which states can . . . qualify for federal aid,” and other “integral part[s] of the grant program,” *Center for Auto Safety v. Tiemann*, 414 F. Supp. 215, 222 (D.D.C. 1976). As a result, the requirements of 5 U.S.C. 553 do not apply.

The APA also provides an exception to ordinary notice-and-comment procedures “when the agency for good cause finds (and incorporates the finding and a brief statement of reasons therefor in the rules issued) that notice and public procedure thereon are impracticable, unnecessary, or contrary to the public interest.” 5 U.S.C. 553(b)(3)(B); *see also* 5 U.S.C. 553(d)(3) (creating an exception to the requirement of a 30-day delay before the effective date of a rule “for good cause found and published with the rule”). Assuming 5 U.S.C. 553 applied, Treasury would still have good cause under sections 553(b)(3)(B) and 553(d)(3) for not undertaking section 553’s requirements. The ARPA is a law responding to a historic economic and

public health emergency; it is “extraordinary” legislation about which “both Congress and the President articulated a profound sense of ‘urgency.’” *Petry v. Block*, 737 F.2d 1193, 1200 (D.C. Cir. 1984). Indeed, several provisions implemented by this interim final rule (sections 602(c)(1)(A) and 603(c)(1)(A)) explicitly provide funds to “respond to the public health emergency,” and the urgency is further exemplified by Congress’s command (in sections 602(b)(6)(B) and 603(b)(7)(A)) that, “[t]o the extent practicable,” funds must be provided to Tribes and cities “not later than 60 days after the date of enactment.” *See Philadelphia Citizens in Action v. Schweiker*, 669 F.2d 877, 884 (3d Cir. 1982) (finding good cause under circumstances, including statutory time limits, where APA procedures would have been “virtually impossible”). Finally, there is an urgent need for States to undertake the planning necessary for sound fiscal policymaking, which requires an understanding of how funds provided under the ARPA will augment and interact with existing budgetary resources and tax policies. Treasury understands that many states require immediate rules on which they can rely, especially in light of the fact that the ARPA “covered period” began on March 3, 2021. The statutory urgency and practical necessity are good cause to forego the ordinary requirements of notice-and-comment rulemaking.

Congressional Review Act

The Administrator of OIRA has determined that this is a major rule for purposes of Subtitle E of the Small Business Regulatory Enforcement and Fairness Act of 1996 (also known as the

Congressional Review Act or CRA) (5 U.S.C. 804(2) *et seq.*). Under the CRA, a major rule takes effect 60 days after the rule is published in the **Federal Register**. 5 U.S.C. 801(a)(3). Notwithstanding this requirement, the CRA allows agencies to dispense with the requirements of section 801 when the agency for good cause finds that such procedure would be impracticable, unnecessary, or contrary to the public interest and the rule shall take effect at such time as the agency promulgating the rule determines. 5 U.S.C. 808(2). Pursuant to section 808(2), for the reasons discussed above, Treasury for good cause finds that a 60-day delay to provide public notice is impracticable and contrary to the public interest.

Paperwork Reduction Act

The information collections associated with State, territory, local, and Tribal government applications materials necessary to receive Fiscal Recovery Funds (*e.g.*, payment information collection and acceptance of award terms) have been reviewed and approved by OMB pursuant to the Paperwork Reduction Act (44 U.S.C. chapter 35) (PRA) emergency processing procedures and assigned control number 1505–0271. The information collections related to ongoing reporting requirements, as discussed in this interim final rule, will be submitted to OMB for emergency processing in the near future. Under the PRA, an agency may not conduct or sponsor and a respondent is not required to respond to, an information collection unless it displays a valid OMB control number.

Estimates of hourly burden under this program are set forth in the table below. Burden estimates below are preliminary.

Reporting	Number of respondents (estimated)	Number of responses per respondent	Total responses	Hours per response	Total burden in hours	Cost to respondent (\$48.80 per hour*)
Recipient Payment Form	5,050	1	5,050	.25 (15 minutes) ...	1,262.5	\$61,610
Acceptance of Award Terms	5,050	1	5,050	.25 (15 minutes) ...	1,262.5	61,610
Title VI Assurances	5,050	1	5,050	.50 (30 minutes) ...	2,525	123,220
Quarterly Project and Expenditure Report.	5,050	4***	20,200	25	505,000	24,644,000
Annual Project and Expenditure Report from NEUs.	TBD	1 per year	†20,000–40,000	15	300,000–600,000	14,640,000–29,280,000
Annual Recovery Plan Performance report.	418	1 per year	418	100	41,800	2,039,840
Total	(**)	N/A	55,768–75,768	141	851,850–1,151,850	41,570,280–56,210,280

*Bureau of Labor Statistics, U.S. Department of Labor, Occupational Outlook Handbook, Accountants and Auditors, on the internet at <https://www.bls.gov/oooh/business-and-financial/accountants-and-auditors.htm> (visited March 28, 2020). Base wage of \$33.89/hour increased by 44 percent to account for fully loaded employer cost of employee compensation (benefits, etc.) for a fully loaded wage rate of \$48.80.

**5,050–TBD.

***Per year after first year.

† (Estimate only).

Periodic reporting is required by section 602(c) of Section VI of the Social Security Act and under the interim final rule.

As discussed in Section VIII of this **SUPPLEMENTARY INFORMATION**, recipients of Fiscal Recovery Funds will be required to submit one interim report

and thereafter quarterly Project and Expenditure reports until the end of the award period. Recipients must submit interim reports to Treasury by August

31, 2021. The quarterly Project and Expenditure reports will include financial data, information on contracts and subawards over \$50,000, types of projects funded, and other information regarding a recipient's utilization of the award funds.

Nonentitlement unit recipients will be required to submit annual Project and Expenditure reports until the end of the award period. The initial annual Project and Expenditure report for Nonentitlement unit recipients must be submitted to Treasury by October 31, 2021. The subsequent annual reports must be submitted to Treasury by October 31 each year. States, territories, metropolitan cities, and counties with a population that exceeds 250,000 residents will also be required to submit an annual Recovery Plan Performance report to Treasury. The Recovery Plan Performance report will include descriptions of the projects funded and information on the performance indicators and objectives of the award. Each annual Recovery Plan Performance report must be posted on the public-facing website of the recipient. Treasury will provide additional guidance and instructions on all the reporting requirements outlined above for the Fiscal Recovery Funds program at a later date.

These and related periodic reporting requirements are under consideration and will be submitted to OMB for approval under the PRA emergency provisions in the near future.

Treasury invites comments on all aspects of the reporting and recordkeeping requirements including: (a) Whether the collection of information is necessary for the proper performance of the functions of the agency, including whether the information has practical utility; (b) the accuracy of the estimate of the burden of the collection of information; (c) ways to enhance the quality, utility, and clarity of the information to be collected; (d) ways to minimize the burden of the collection of information; and (e) estimates of capital or start-up costs and costs of operation, maintenance, and purchase of services to provide information. Comments should be sent by the comment deadline to the www.regulations.gov docket with a copy to the Office of Information and Regulatory Affairs, U.S. Office of Management and Budget, 725 17th Street NW, Washington, DC 20503; or email to oir_submission@omb.eop.gov.

Regulatory Flexibility Analysis

The Regulatory Flexibility Act (RFA) generally requires that when an agency issues a proposed rule, or a final rule

pursuant to section 553(b) of the Administrative Procedure Act or another law, the agency must prepare a regulatory flexibility analysis that meets the requirements of the RFA and publish such analysis in the **Federal Register**. 5 U.S.C. 603, 604.

Rules that are exempt from notice and comment under the APA are also exempt from the RFA requirements, including the requirement to conduct a regulatory flexibility analysis, when among other things the agency for good cause finds that notice and public procedure are impracticable, unnecessary, or contrary to the public interest. Since this rule is exempt from the notice and comment requirements of the APA, Treasury is not required to conduct a regulatory flexibility analysis.

List of Subjects in 31 CFR Part 35

Executive compensation, Public health emergency, State and local governments, Tribal governments.

For the reasons stated in the preamble, the Department of the Treasury amends 31 CFR part 35 as follows:

PART 35—PANDEMIC RELIEF PROGRAMS

■ 1. The authority citation for part 35 is revised to read as follows:

Authority: 42 U.S.C. 802(f); 42 U.S.C. 803(f); 31 U.S.C. 321; Division N, Title V, Subtitle B, Pub. L. 116–260, 134 Stat. 1182; Section 104A, Pub. L. 103–325, 108 Stat. 2160, as amended (12 U.S.C. 4701 *et seq.*); Pub. L. 117–2, 135 Stat. 4 (42 U.S.C. 802 *et seq.*).

■ 2. Revise the part heading to read as set forth above.

■ 3. Add subpart A to read as follows:

Subpart A—Coronavirus State and Local Fiscal Recovery Funds

Sec.	
35.1	Purpose.
35.2	Applicability.
35.3	Definitions.
35.4	Reservation of authority, reporting.
35.5	Use of funds.
35.6	Eligible uses.
35.7	Pensions.
35.8	Tax.
35.9	Compliance with applicable laws.
35.10	Recoupment.
35.11	Payments to States.
35.12	Distributions to nonentitlement units of local government and units of general local government.

§ 35.1 Purpose.

This subpart implements section 9901 of the American Rescue Plan Act (Subtitle M of Title IX of Pub. L. 117–2), which amends Title VI of the Social Security Act (42 U.S.C. 801 *et*

seq.) by adding sections 602 and 603 to establish the Coronavirus State Fiscal Recovery Fund and Coronavirus Local Fiscal Recovery Fund.

§ 35.2 Applicability.

This subpart applies to States, territories, Tribal governments, metropolitan cities, nonentitlement units of local government, counties, and units of general local government that accept a payment or transfer of funds made under section 602 or 603 of the Social Security Act.

§ 35.3 Definitions.

As used in this subpart:

Baseline means tax revenue of the recipient for its fiscal year ending in 2019, adjusted for inflation in each reporting year using the Bureau of Economic Analysis's Implicit Price Deflator for the gross domestic product of the United States.

County means a county, parish, or other equivalent county division (as defined by the Census Bureau).

Covered benefits include, but are not limited to, the costs of all types of leave (vacation, family-related, sick, military, bereavement, sabbatical, jury duty), employee insurance (health, life, dental, vision), retirement (pensions, 401(k)), unemployment benefit plans (Federal and State), workers' compensation insurance, and Federal Insurance Contributions Act taxes (which includes Social Security and Medicare taxes).

Covered change means a change in law, regulation, or administrative interpretation. A change in law includes any final legislative or regulatory action, a new or changed administrative interpretation, and the phase-in or taking effect of any statute or rule if the phase-in or taking effect was not prescribed prior to the start of the covered period.

Covered period means, with respect to a State, Territory, or Tribal government, the period that:

- (1) Begins on March 3, 2021; and
- (2) Ends on the last day of the fiscal year of such State, Territory, or Tribal government in which all funds received by the State, Territory, or Tribal government from a payment made under section 602 or 603 of the Social Security Act have been expended or returned to, or recovered by, the Secretary.

COVID–19 means the Coronavirus Disease 2019.

COVID–19 public health emergency means the period beginning on January 27, 2020 and until the termination of the national emergency concerning the COVID–19 outbreak declared pursuant to the National Emergencies Act (50 U.S.C. 1601 *et seq.*).

Deposit means an extraordinary payment of an accrued, unfunded liability. The term deposit does not refer to routine contributions made by an employer to pension funds as part of the employer's obligations related to payroll, such as either a pension contribution consisting of a normal cost component related to current employees or a component addressing the amortization of unfunded liabilities calculated by reference to the employer's payroll costs.

Eligible employer means an employer of an eligible worker who performs essential work.

Eligible workers means workers needed to maintain continuity of operations of essential critical infrastructure sectors, including health care; emergency response; sanitation, disinfection, and cleaning work; maintenance work; grocery stores, restaurants, food production, and food delivery; pharmacy; biomedical research; behavioral health work; medical testing and diagnostics; home- and community-based health care or assistance with activities of daily living; family or child care; social services work; public health work; vital services to Tribes; any work performed by an employee of a State, local, or Tribal government; educational work, school nutrition work, and other work required to operate a school facility; laundry work; elections work; solid waste or hazardous materials management, response, and cleanup work; work requiring physical interaction with patients; dental care work; transportation and warehousing; work at hotel and commercial lodging facilities that are used for COVID-19 mitigation and containment; work in a mortuary; work in critical clinical research, development, and testing necessary for COVID-19 response.

(1) With respect to a recipient that is a metropolitan city, nonentitlement unit of local government, or county, workers in any additional sectors as each chief executive officer of such recipient may designate as critical to protect the health and well-being of the residents of their metropolitan city, nonentitlement unit of local government, or county; or

(2) With respect to a State, Territory, or Tribal government, workers in any additional sectors as each Governor of a State or Territory, or each Tribal government, may designate as critical to protect the health and well-being of the residents of their State, Territory, or Tribal government.

Essential work means work that:

- (1) Is not performed while teleworking from a residence; and
- (2) Involves:

(i) Regular in-person interactions with patients, the public, or coworkers of the individual that is performing the work; or

(ii) Regular physical handling of items that were handled by, or are to be handled by patients, the public, or coworkers of the individual that is performing the work.

Funds means, with respect to a recipient, amounts provided to the recipient pursuant to a payment made under section 602(b) or 603(b) of the Social Security Act or transferred to the recipient pursuant to section 603(c)(4) of the Social Security Act.

General revenue means money that is received from tax revenue, current charges, and miscellaneous general revenue, excluding refunds and other correcting transactions, proceeds from issuance of debt or the sale of investments, agency or private trust transactions, and intergovernmental transfers from the Federal Government, including transfers made pursuant to section 9901 of the American Rescue Plan Act. General revenue does not include revenues from utilities. Revenue from Tribal business enterprises must be included in general revenue.

Intergovernmental transfers means money received from other governments, including grants and shared taxes.

Metropolitan city has the meaning given that term in section 102(a)(4) of the Housing and Community Development Act of 1974 (42 U.S.C. 5302(a)(4)) and includes cities that relinquish or defer their status as a metropolitan city for purposes of receiving allocations under section 106 of such Act (42 U.S.C. 5306) for fiscal year 2021.

Net reduction in total spending is measured as the State or Territory's total spending for a given reporting year excluding its spending of funds, subtracted from its total spending for its fiscal year ending in 2019, adjusted for inflation using the Bureau of Economic Analysis's Implicit Price Deflator for the gross domestic product of the United States.

Nonentitlement unit of local government means a "city," as that term is defined in section 102(a)(5) of the Housing and Community Development Act of 1974 (42 U.S.C. 5302(a)(5)), that is not a metropolitan city.

Nonprofit means a nonprofit organization that is exempt from Federal income taxation and that is described in section 501(c)(3) of the Internal Revenue Code.

Obligation means an order placed for property and services and entering into

contracts, subawards, and similar transactions that require payment.

Pension fund means a defined benefit plan and does not include a defined contribution plan.

Premium pay means an amount of up to \$13 per hour that is paid to an eligible worker, in addition to wages or remuneration the eligible worker otherwise receives, for all work performed by the eligible worker during the COVID-19 public health emergency. Such amount may not exceed \$25,000 with respect to any single eligible worker. Premium pay will be considered to be in addition to wages or remuneration the eligible worker otherwise receives if, as measured on an hourly rate, the premium pay is:

(1) With regard to work that the eligible worker previously performed, pay and remuneration equal to the sum of all wages and remuneration previously received plus up to \$13 per hour with no reduction, substitution, offset, or other diminishment of the eligible worker's previous, current, or prospective wages or remuneration; or

(2) With regard to work that the eligible worker continues to perform, pay of up to \$13 that is in addition to the eligible worker's regular rate of wages or remuneration, with no reduction, substitution, offset, or other diminishment of the workers' current and prospective wages or remuneration.

Qualified census tract has the same meaning given in 26 U.S.C. 42(d)(5)(B)(ii)(I).

Recipient means a State, Territory, Tribal government, metropolitan city, nonentitlement unit of local government, county, or unit of general local government that receives a payment made under section 602(b) or 603(b) of the Social Security Act or transfer pursuant to section 603(c)(4) of the Social Security Act.

Reporting year means a single year or partial year within the covered period, aligned to the current fiscal year of the State or Territory during the covered period.

Secretary means the Secretary of the Treasury.

State means each of the 50 States and the District of Columbia.

Small business means a business concern or other organization that:

(1) Has no more than 500 employees, or if applicable, the size standard in number of employees established by the Administrator of the Small Business Administration for the industry in which the business concern or organization operates; and

(2) Is a small business concern as defined in section 3 of the Small Business Act (15 U.S.C. 632).

Tax revenue means revenue received from a compulsory contribution that is exacted by a government for public purposes excluding refunds and corrections and, for purposes of § 35.8, intergovernmental transfers. Tax revenue does not include payments for a special privilege granted or service rendered, employee or employer assessments and contributions to finance retirement and social insurance trust systems, or special assessments to pay for capital improvements.

Territory means the Commonwealth of Puerto Rico, the United States Virgin Islands, Guam, the Commonwealth of the Northern Mariana Islands, or American Samoa.

Tribal enterprise means a business concern:

(1) That is wholly owned by one or more Tribal governments, or by a corporation that is wholly owned by one or more Tribal governments; or

(2) That is owned in part by one or more Tribal governments, or by a corporation that is wholly owned by one or more Tribal governments, if all other owners are either United States citizens or small business concerns, as these terms are used and consistent with the definitions in 15 U.S.C. 657a(b)(2)(D).

Tribal government means the recognized governing body of any Indian or Alaska Native tribe, band, nation, pueblo, village, community, component band, or component reservation, individually identified (including parenthetically) in the list published by the Bureau of Indian Affairs on January 29, 2021, pursuant to section 104 of the Federally Recognized Indian Tribe List Act of 1994 (25 U.S.C. 5131).

Unemployment rate means the U–3 unemployment rate provided by the Bureau of Labor Statistics as part of the Local Area Unemployment Statistics program, measured as total unemployment as a percentage of the civilian labor force.

Unemployment trust fund means an unemployment trust fund established under section 904 of the Social Security Act (42 U.S.C. 1104).

Unit of general local government has the meaning given to that term in section 102(a)(1) of the Housing and Community Development Act of 1974 (42 U.S.C. 5302(a)(1)).

Unserved and underserved households or businesses means one or more households or businesses that are not currently served by a wireline connection that reliably delivers at least 25 Mbps download speed and 3 Mbps of upload speed.

§ 35.4 Reservation of authority, reporting.

(a) *Reservation of authority.* Nothing in this subpart shall limit the authority of the Secretary to take action to enforce conditions or violations of law, including actions necessary to prevent evasions of this subpart.

(b) *Extensions or accelerations of timing.* The Secretary may extend or accelerate any deadline or compliance date of this subpart, including reporting requirements that implement this subpart, if the Secretary determines that such extension or acceleration is appropriate. In determining whether an extension or acceleration is appropriate, the Secretary will consider the period of time that would be extended or accelerated and how the modified timeline would facilitate compliance with this subpart.

(c) *Reporting and requests for other information.* During the covered period, recipients shall provide to the Secretary periodic reports providing detailed accounting of the uses of funds, all modifications to a State or Territory's tax revenue sources, and such other information as the Secretary may require for the administration of this section. In addition to regular reporting requirements, the Secretary may request other additional information as may be necessary or appropriate, including as may be necessary to prevent evasions of the requirements of this subpart. False statements or claims made to the Secretary may result in criminal, civil, or administrative sanctions, including fines, imprisonment, civil damages and penalties, debarment from participating in Federal awards or contracts, and/or any other remedy available by law.

§ 35.5 Use of funds.

(a) *In general.* A recipient may only use funds to cover costs incurred during the period beginning March 3, 2021, and ending December 31, 2024, for one or more of the purposes enumerated in sections 602(c)(1) and 603(c)(1) of the Social Security Act, as applicable, including those enumerated in section § 35.6, subject to the restrictions set forth in sections 602(c)(2) and 603(c)(2) of the Social Security Act, as applicable.

(b) *Costs incurred.* A cost shall be considered to have been incurred for purposes of paragraph (a) of this section if the recipient has incurred an obligation with respect to such cost by December 31, 2024.

(c) *Return of funds.* A recipient must return any funds not obligated by December 31, 2024, and any funds not expended to cover such obligations by December 31, 2026.

§ 35.6 Eligible uses.

(a) *In general.* Subject to §§ 35.7 and 35.8, a recipient may use funds for one or more of the purposes described in paragraphs (b) through (e) of this section

(b) *Responding to the public health emergency or its negative economic impacts.* A recipient may use funds to respond to the public health emergency or its negative economic impacts, including for one or more of the following purposes:

(1) *COVID–19 response and prevention.* Expenditures for the mitigation and prevention of COVID–19, including:

(i) Expenses related to COVID–19 vaccination programs and sites, including staffing, acquisition of equipment or supplies, facilities costs, and information technology or other administrative expenses;

(ii) COVID–19-related expenses of public hospitals, clinics, and similar facilities;

(iii) COVID–19 related expenses in congregate living facilities, including skilled nursing facilities, long-term care facilities, incarceration settings, homeless shelters, residential foster care facilities, residential behavioral health treatment, and other group living facilities;

(iv) Expenses of establishing temporary public medical facilities and other measures to increase COVID–19 treatment capacity, including related construction costs and other capital investments in public facilities to meet COVID–19-related operational needs;

(v) Expenses of establishing temporary public medical facilities and other measures to increase COVID–19 treatment capacity, including related construction costs and other capital investments in public facilities to meet COVID–19-related operational needs;

(vi) Costs of providing COVID–19 testing and monitoring, contact tracing, and monitoring of case trends and genomic sequencing for variants;

(vii) Emergency medical response expenses, including emergency medical transportation, related to COVID–19;

(viii) Expenses for establishing and operating public telemedicine capabilities for COVID–19-related treatment;

(ix) Expenses for communication related to COVID–19 vaccination programs and communication or enforcement by recipients of public health orders related to COVID–19;

(x) Expenses for acquisition and distribution of medical and protective supplies, including sanitizing products and personal protective equipment;

(xi) Expenses for disinfection of public areas and other facilities in

response to the COVID-19 public health emergency;

(xii) Expenses for technical assistance to local authorities or other entities on mitigation of COVID-19-related threats to public health and safety;

(xiii) Expenses for quarantining or isolation of individuals;

(xiv) Expenses of providing paid sick and paid family and medical leave to public employees to enable compliance with COVID-19 public health precautions;

(xv) Expenses for treatment of the long-term symptoms or effects of COVID-19, including post-intensive care syndrome;

(xvi) Expenses for the improvement of ventilation systems in congregate settings, public health facilities, or other public facilities;

(xvii) Expenses related to establishing or enhancing public health data systems; and

(xviii) Mental health treatment, substance misuse treatment, and other behavioral health services.

(2) *Public health and safety staff.* Payroll and covered benefit expenses for public safety, public health, health care, human services, and similar employees to the extent that the employee's time is spent mitigating or responding to the COVID-19 public health emergency.

(3) *Hiring State and local government staff.* Payroll, covered benefit, and other costs associated with the recipient increasing the number of its employees up to the number of employees that it employed on January 27, 2020.

(4) *Assistance to unemployed workers.* Assistance, including job training, for individuals who want and are available for work, including those who have looked for work sometime in the past 12 months or who are employed part time but who want and are available for full-time work.

(5) *Contributions to State unemployment insurance trust funds.* Contributions to an unemployment trust fund up to the level required to restore the unemployment trust fund to its balance on January 27, 2020 or to pay back advances received under Title XII of the Social Security Act (42 U.S.C. 1321) for the payment of benefits between January 27, 2020 and May 17, 2021.

(6) *Small businesses.* Assistance to small businesses, including loans, grants, in-kind assistance, technical assistance or other services, that responds to the negative economic impacts of the COVID-19 public health emergency.

(7) *Nonprofits.* Assistance to nonprofit organizations, including loans, grants, in-kind assistance, technical assistance

or other services, that responds to the negative economic impacts of the COVID-19 public health emergency.

(8) *Assistance to households.* Assistance programs, including cash assistance programs, that respond to the COVID-19 public health emergency.

(9) *Aid to impacted industries.* Aid to tourism, travel, hospitality, and other impacted industries that responds to the negative economic impacts of the COVID-19 public health emergency.

(10) *Expenses to improve efficacy of public health or economic relief programs.* Administrative costs associated with the recipient's COVID-19 public health emergency assistance programs, including services responding to the COVID-19 public health emergency or its negative economic impacts, that are not federally funded.

(11) *Survivor's benefits.* Benefits for the surviving family members of individuals who have died from COVID-19, including cash assistance to widows, widowers, or dependents of individuals who died of COVID-19.

(12) *Disproportionately impacted populations and communities.* A program, service, or other assistance that is provided in a qualified census tract, that is provided to households and populations living in a qualified census tract, that is provided by a Tribal government, or that is provided to other households, businesses, or populations disproportionately impacted by the COVID-19 public health emergency, such as:

(i) Programs or services that facilitate access to health and social services, including:

(A) Assistance accessing or applying for public benefits or services;

(B) Remediation of lead paint or other lead hazards; and

(C) Community violence intervention programs;

(ii) Programs or services that address housing insecurity, lack of affordable housing, or homelessness, including:

(A) Supportive housing or other programs or services to improve access to stable, affordable housing among individuals who are homeless;

(B) Development of affordable housing to increase supply of affordable and high-quality living units; and

(C) Housing vouchers and assistance relocating to neighborhoods with higher levels of economic opportunity and to reduce concentrated areas of low economic opportunity;

(iii) Programs or services that address or mitigate the impacts of the COVID-19 public health emergency on education, including:

(A) New or expanded early learning services;

(B) Assistance to high-poverty school districts to advance equitable funding across districts and geographies; and

(C) Educational and evidence-based services to address the academic, social, emotional, and mental health needs of students; and

(iv) Programs or services that address or mitigate the impacts of the COVID-19 public health emergency on childhood health or welfare, including:

(A) New or expanded childcare;

(B) Programs to provide home visits by health professionals, parent educators, and social service professionals to individuals with young children to provide education and assistance for economic support, health needs, or child development; and

(C) Services for child welfare-involved families and foster youth to provide support and education on child development, positive parenting, coping skills, or recovery for mental health and substance use.

(c) *Providing premium pay to eligible workers.* A recipient may use funds to provide premium pay to eligible workers of the recipient who perform essential work or to provide grants to eligible employers, provided that any premium pay or grants provided under this paragraph (c) must respond to eligible workers performing essential work during the COVID-19 public health emergency. A recipient uses premium pay or grants provided under this paragraph (c) to respond to eligible workers performing essential work during the COVID-19 public health emergency if it prioritizes low- and moderate-income persons. The recipient must provide, whether for themselves or on behalf of a grantee, a written justification to the Secretary of how the premium pay or grant provided under this paragraph (c) responds to eligible workers performing essential work if the premium pay or grant would increase an eligible worker's total wages and remuneration above 150 percent of such eligible worker's residing State's average annual wage for all occupations or their residing county's average annual wage, whichever is higher.

(d) *Providing government services.* For the provision of government services to the extent of a reduction in the recipient's general revenue, calculated according to paragraphs (d)(1) and (2) of this section.

(1) *Frequency.* A recipient must calculate the reduction in its general revenue using information as-of December 31, 2020, December 31, 2021, December 31, 2022, and December 31, 2023 (each, a calculation date) and following each calculation date.

(2) *Calculation.* A reduction in a recipient's general revenue equals:

$$\text{Max} \{ [\text{Base Year Revenue} * (1 + \text{Growth Adjustment})^{\left(\frac{n_t}{12}\right)}] - \text{Actual General Revenue}_t; 0 \}$$

Where:

Base Year Revenue is the recipient's general revenue for the most recent full fiscal year prior to the COVID-19 public health emergency;

Growth Adjustment is equal to the greater of 4.1 percent (or 0.041) and the recipient's average annual revenue growth over the three full fiscal years prior to the COVID-19 public health emergency.

n equals the number of months elapsed from the end of the base year to the calculation date.

Actual General Revenue is a recipient's actual general revenue collected during 12-month period ending on each calculation date;

Subscript *t* denotes the specific calculation date.

(e) *To make necessary investments in infrastructure.* A recipient may use funds to make investments in:

(1) *Clean Water State Revolving Fund and Drinking Water State Revolving Fund investments.* Projects or activities of the type that would be eligible under section 603(c) of the Federal Water Pollution Control Act (33 U.S.C. 1383(c)) or section 1452 of the Safe Drinking Water Act (42 U.S.C. 300j-12); or,

(2) *Broadband.* Broadband infrastructure that is designed to provide service to unserved or underserved households and businesses and that is designed to, upon completion:

(i) Reliably meet or exceed symmetrical 100 Mbps download speed and upload speeds; or

(ii) In cases where it is not practicable, because of the excessive cost of the project or geography or topography of the area to be served by the project, to provide service meeting the standards set forth in paragraph (e)(2)(i) of this section:

(A) Reliably meet or exceed 100 Mbps download speed and between at least 20 Mbps and 100 Mbps upload speed; and

(B) Be scalable to a minimum of 100 Mbps download speed and 100 Mbps upload speed.

§ 35.7 Pensions.

A recipient may not use funds for deposit into any pension fund.

§ 35.8 Tax.

(a) *Restriction.* A State or Territory shall not use funds to either directly or indirectly offset a reduction in the net tax revenue of the State or Territory

resulting from a covered change during the covered period.

(b) *Violation.* Treasury will consider a State or Territory to have used funds to offset a reduction in net tax revenue if, during a reporting year:

(1) *Covered change.* The State or Territory has made a covered change that, either based on a reasonable statistical methodology to isolate the impact of the covered change in actual revenue or based on projections that use reasonable assumptions and do not incorporate the effects of macroeconomic growth to reduce or increase the projected impact of the covered change, the State or Territory assesses has had or predicts to have the effect of reducing tax revenue relative to current law;

(2) *Exceeds the de minimis threshold.* The aggregate amount of the measured or predicted reductions in tax revenue caused by covered changes identified under paragraph (b)(1) of this section, in the aggregate, exceeds 1 percent of the State's or Territory's baseline;

(3) *Reduction in net tax revenue.* The State or Territory reports a reduction in net tax revenue, measured as the difference between actual tax revenue and the State's or Territory's baseline, each measured as of the end of the reporting year; and

(4) *Consideration of other changes.* The aggregate amount of measured or predicted reductions in tax revenue caused by covered changes is greater than the sum of the following, in each case, as calculated for the reporting year:

(i) The aggregate amount of the expected increases in tax revenue caused by one or more covered changes that, either based on a reasonable statistical methodology to isolate the impact of the covered change in actual revenue or based on projections that use reasonable assumptions and do not incorporate the effects of macroeconomic growth to reduce or increase the projected impact of the covered change, the State or Territory assesses has had or predicts to have the effect of increasing tax revenue; and

(ii) Reductions in spending, up to the amount of the State's or Territory's net reduction in total spending, that are in:

(A) Departments, agencies, or authorities in which the State or Territory is not using funds; and

(B) Departments, agencies, or authorities in which the State or Territory is using funds, in an amount equal to the value of the spending cuts in those departments, agencies, or authorities, minus funds used.

(c) *Amount and revenue reduction cap.* If a State or Territory is considered to be in violation pursuant to paragraph (b) of this section, the amount used in violation of paragraph (a) of this section is equal to the lesser of:

(1) The reduction in net tax revenue of the State or Territory for the reporting year, measured as the difference between the State's or Territory's baseline and its actual tax revenue, each measured as of the end of the reporting year; and,

(2) The aggregate amount of the reductions in tax revenues caused by covered changes identified in paragraph (b)(1) of this section, minus the sum of the amounts in identified in paragraphs (b)(4)(i) and (ii).

§ 35.9 Compliance with applicable laws.

A recipient must comply with all other applicable Federal statutes, regulations, and Executive orders, and a recipient shall provide for compliance with the American Rescue Plan Act, this subpart, and any interpretive guidance by other parties in any agreements it enters into with other parties relating to these funds.

§ 35.10 Recoupment.

(a) *Identification of violations*—(1) *In general.* Any amount used in violation of § 35.5, § 35.6, or § 35.7 may be identified at any time prior to December 31, 2026.

(2) *Annual reporting of amounts of violations.* On an annual basis, a recipient that is a State or Territory must calculate and report any amounts used in violation of § 35.8.

(b) *Calculation of amounts subject to recoupment*—(1) *In general.* Except as provided in paragraph (b)(2) of this section, Treasury will calculate any amounts subject to recoupment resulting from a violation of § 35.5, § 35.6, or § 35.7 as the amounts used in violation of such restrictions.

(2) *Violations of § 35.8.* Treasury will calculate any amounts subject to recoupment resulting from a violation of § 35.8, equal to the lesser of:

(i) The amount set forth in § 35.8(c); and,

(ii) The amount of funds received by such recipient.

(c) *Notice.* If Treasury calculates an amount subject to recoupment under paragraph (b) of this section, Treasury will provide the recipient a written notice of the amount subject to recoupment along with an explanation of such amounts.

(d) *Request for reconsideration.* Unless Treasury extends the time period, within 60 calendar days of receipt of a notice of recoupment provided under paragraph (c) of this section, a recipient may submit a written request to Treasury requesting reconsideration of any amounts subject to recoupment under paragraph (b) of this section. To request reconsideration of any amounts subject to recoupment, a recipient must submit to Treasury a written request that includes:

(1) An explanation of why the recipient believes all or some of the amount should not be subject to recoupment; and

(2) A discussion of supporting reasons, along with any additional information.

(e) *Final amount subject to recoupment.* Unless Treasury extends the time period, within 60 calendar days of receipt of the recipient's request for reconsideration provided pursuant to paragraph (d) of this section, the recipient will be notified of the Secretary's decision to affirm, withdraw, or modify the notice of recoupment. Such notification will include an explanation of the decision, including responses to the recipient's supporting reasons and consideration of additional information provided.

(f) *Repayment of funds.* Unless Treasury extends the time period, a recipient shall repay to the Secretary any amounts subject to recoupment in accordance with instructions provided by Treasury:

(1) Within 120 calendar days of receipt of the notice of recoupment provided under paragraph (c) of this section, in the case of a recipient that does not submit a request for reconsideration in accordance with the

requirements of paragraph (d) of this section; or

(2) Within 120 calendar days of receipt of the Secretary's decision under paragraph (e) of this section, in the case of a recipient that submits a request for reconsideration in accordance with the requirements of paragraph (d) of this section.

§ 35.11 Payments to States.

(a) *In general.* With respect to any State or Territory that has an unemployment rate as of the date that it submits an initial certification for payment of funds pursuant to section 602(d)(1) of the Social Security Act that is less than two percentage points above its unemployment rate in February 2020, the Secretary will withhold 50 percent of the amount of funds allocated under section 602(b) of the Social Security Act to such State or territory until the date that is twelve months from the date such initial certification is provided to the Secretary.

(b) *Payment of withheld amount.* In order to receive the amount withheld under paragraph (a) of this section, the State or Territory must submit to the Secretary at least 30 days prior to the date referenced in paragraph (a) the following information:

(1) A certification, in the form provided by the Secretary, that such State or Territory requires the payment to carry out the activities specified in section 602(c) of the Social Security Act and will use the payment in compliance with section 602(c) of the Social Security Act; and,

(2) Any reports required to be filed by that date pursuant to this subpart that have not yet been filed.

§ 35.12 Distributions to nonentitlement units of local government and units of general local government.

(a) *Nonentitlement units of local government.* Each State or Territory that receives a payment from Treasury pursuant to section 603(b)(2)(B) of the Social Security Act shall distribute the amount of the payment to nonentitlement units of government in such State or Territory in accordance

with the requirements set forth in section 603(b)(2)(C) of the Social Security Act and without offsetting any debt owed by such nonentitlement units of local governments against such payments.

(b) *Budget cap.* A State or Territory may not make a payment to a nonentitlement unit of local government pursuant to section 603(b)(2)(C) of the Social Security Act and paragraph (a) of this section in excess of the amount equal to 75 percent of the most recent budget for the nonentitlement unit of local government as of January 27, 2020. A State or Territory shall permit a nonentitlement unit of local government without a formal budget as of January 27, 2020, to provide a certification from an authorized officer of the nonentitlement unit of local government of its most recent annual expenditures as of January 27, 2020, and a State or Territory may rely on such certification for purposes of complying with this paragraph (b).

(c) *Units of general local government.* Each State or Territory that receives a payment from Treasury pursuant to section 603(b)(3)(B)(ii) of the Social Security Act, in the case of an amount to be paid to a county that is not a unit of general local government, shall distribute the amount of the payment to units of general local government within such county in accordance with the requirements set forth in section 603(b)(3)(B)(ii) of the Social Security Act and without offsetting any debt owed by such units of general local government against such payments.

(d) *Additional conditions.* A State or Territory may not place additional conditions or requirements on distributions to nonentitlement units of local government or units of general local government beyond those required by section 603 of the Social Security Act or this subpart.

Laurie Schaffer,

Acting General Counsel.

[FR Doc. 2021-10283 Filed 5-13-21; 11:15 am]

BILLING CODE 4810-AK-P

Exhibit C: Federal Clauses

Code of Federal Regulations

Title 2 - Grants and Agreements

Volume: 1

Date: 2014-01-01

Original Date: 2014-01-01

Title: Appendix II to Part 200 - Contract Provisions for Non-Federal Entity Contracts Under Federal Awards
Context: Title 2 - Grants and Agreements. Subtitle A - Office of Management and Budget Guidance for Grants and Agreements. CHAPTER II - OFFICE OF MANAGEMENT AND BUDGET GUIDANCE. - Reserved. PART 200 - UNIFORM ADMINISTRATIVE REQUIREMENTS, COST PRINCIPLES, AND AUDIT REQUIREMENTS FOR FEDERAL AWARDS.

Pt. 200, App. II

Appendix II to Part 200—Contract Provisions for Non-Federal Entity Contracts Under Federal Awards

In addition to other provisions required by the Federal agency or non-Federal entity, all contracts made by the non-Federal entity under the Federal award must contain provisions covering the following, as applicable.

(A) Contracts for more than the simplified acquisition threshold currently set at \$150,000, which is the inflation adjusted amount determined by the Civilian Agency Acquisition Council and the Defense Acquisition Regulations Council (Councils) as authorized by 41 U.S.C. 1908, must address administrative, contractual, or legal remedies in instances where contractors violate or breach contract terms, and provide for such sanctions and penalties as appropriate.

(B) All contracts in excess of \$10,000 must address termination for cause and for convenience by the non-Federal entity including the manner by which it will be effected and the basis for settlement.

(C) Equal Employment Opportunity. Except as otherwise provided under 41 CFR Part 60, all contracts that meet the definition of "federally assisted construction contract" in 41 CFR Part 60-1.3 must include the equal opportunity clause provided under 41 CFR 60-1.4(b), in accordance with Executive Order 11246, "Equal Employment Opportunity" (30 FR 12319, 12935, 3 CFR Part, 1964-1965 Comp., p. 339), as amended by Executive Order 11375, "Amending Executive Order 11246 Relating to Equal Employment Opportunity," and implementing regulations at 41 CFR part 60, "Office of Federal Contract Compliance Programs, Equal Employment Opportunity, Department of Labor."

(D) Davis-Bacon Act, as amended (40 U.S.C. 3141-3148). When required by Federal program legislation, all prime construction contracts in excess of \$2,000 awarded by non-Federal entities must include a provision for compliance with the Davis-Bacon Act (40 U.S.C. 3141-3144, and 3146-3148) as supplemented by Department of Labor regulations (29 CFR Part 5, "Labor Standards Provisions Applicable to Contracts Covering Federally Financed and Assisted Construction"). In accordance with the statute, contractors must be required to pay wages to laborers and mechanics at a rate not less than the prevailing wages specified in a wage determination made by the Secretary of Labor. In addition, contractors must be required to pay wages not less than once a week. The non-Federal entity must place a copy of the current prevailing wage determination issued by the Department of Labor in each solicitation. The decision to award a contract or subcontract must be conditioned upon the acceptance of the wage determination. The non-Federal entity must report all suspected or reported violations to the Federal awarding agency. The contracts must also include a provision for compliance with the Copeland "Anti-Kickback" Act (40 U.S.C. 3145), as supplemented by Department of Labor regulations (29 CFR Part 3, "Contractors and Subcontractors on Public Building or Public Work Financed in Whole or in Part by Loans or Grants from the United States"). The Act provides that each contractor or subrecipient must be prohibited from inducing, by any means, any person employed in the construction, completion, or repair of public work, to give up any part of the compensation to which he or she is otherwise entitled. The non-Federal entity must report all suspected or reported violations to the Federal awarding agency.

(E) Contract Work Hours and Safety Standards Act (40 U.S.C. 3701-3708). Where applicable, all contracts awarded by the non-Federal entity in excess of \$100,000 that involve the employment of mechanics or laborers must include a provision for compliance with 40 U.S.C. 3702 and 3704, as supplemented by Department of Labor regulations (29 CFR Part 5). Under 40 U.S.C. 3702 of the Act, each contractor must be required to compute the wages of every mechanic and laborer on the basis of a standard work week of 40 hours. Work in excess of the standard work week is permissible provided that the worker is compensated at a rate of not less than one and a half times the basic rate of pay for all hours worked in excess of 40 hours in

the work week. The requirements of 40 U.S.C. 3704 are applicable to construction work and provide that no laborer or mechanic must be required to work in surroundings or under working conditions which are unsanitary, hazardous or dangerous. These requirements do not apply to the purchases of supplies or materials or articles ordinarily available on the open market, or contracts for transportation or transmission of intelligence.

(F) Rights to Inventions Made Under a Contract or Agreement. If the Federal award meets the definition of "funding agreement" under 37 CFR § 401.2 (a) and the recipient or subrecipient wishes to enter into a contract with a small business firm or nonprofit organization regarding the substitution of parties, assignment or performance of experimental, developmental, or research work under that "funding agreement," the recipient or subrecipient must comply with the requirements of 37 CFR Part 401, "Rights to Inventions Made by Nonprofit Organizations and Small Business Firms Under Government Grants, Contracts and Cooperative Agreements," and any implementing regulations issued by the awarding agency.

(G) Clean Air Act (42 U.S.C. 7401-7671q.) and the Federal Water Pollution Control Act (33 U.S.C. 1251-1387), as amended—Contracts and subgrants of amounts in excess of \$150,000 must contain a provision that requires the non-Federal award to agree to comply with all applicable standards, orders or regulations issued pursuant to the Clean Air Act (42 U.S.C. 7401-7671q) and the Federal Water Pollution Control Act as amended (33 U.S.C. 1251-1387). Violations must be reported to the Federal awarding agency and the Regional Office of the Environmental Protection Agency (EPA).

(H) Mandatory standards and policies relating to energy efficiency which are contained in the state energy conservation plan issued in compliance with the Energy Policy and Conservation Act (42 U.S.C. 6201).

(I) Debarment and Suspension (Executive Orders 12549 and 12689)—A contract award (see 2 CFR 180.220) must not be made to parties listed on the governmentwide Excluded Parties List System in the System for Award Management (SAM), in accordance with the OMB guidelines at 2 CFR 180 that implement Executive Orders 12549 (3 CFR Part 1986 Comp., p. 189) and 12689 (3 CFR Part 1989 Comp., p. 235), "Debarment and Suspension." The Excluded Parties List System in SAM contains the names of parties debarred, suspended, or otherwise excluded by agencies, as well as parties declared ineligible under statutory or regulatory authority other than Executive Order 12549.

(J) Byrd Anti-Lobbying Amendment (31 U.S.C. 1352)—Contractors that apply or bid for an award of \$100,000 or more must file the required certification. Each tier certifies to the tier above that it will not and has not used Federal appropriated funds to pay any person or organization for influencing or attempting to influence an officer or employee of any agency, a member of Congress, officer or employee of Congress, or an employee of a member of Congress in connection with obtaining any Federal contract, grant or any other award covered by 31 U.S.C. 1352. Each tier must also disclose any lobbying with non-Federal funds that takes place in connection with obtaining any Federal award. Such disclosures are forwarded from tier to tier up to the non-Federal award.

(K) See § 200.322 Procurement of recovered materials.