

Investment Report

Ft. Bend County

01/01/21 - 01/31/21

This report summarizes the investment position of Ft. Bend County for the period 01/01/21 to 01/31/21.

	12/31/20	01/31/21
Book Value	486,249,610.47	653,648,926.57
Market Value	486,249,610.47	653,648,926.57
Par Value	486,249,610.47	653,648,926.57
Change in Market Value		0.00
Weighted Average Maturity (in Days)	0	0
Weighted Average Yield-to-Maturity of Portfolio	0.1458%	0.1378%
Yield-to-Maturity of 90 Day T-Bill	0.0750%	0.0600%
Accrued Interest		0.00

This report is presented in accordance with the Texas Government Code Title 10 Section 2256.023. The below signed hereby certify that, to the best of their knowledge on the date this report was created, Ft. Bend County is in compliance with the provisions of Government Code 2256 and with the stated policies and strategies of Ft. Bend County.



 Director of Finance & Investments

5-11-21

 Date



 County Treasurer

5-11-2021

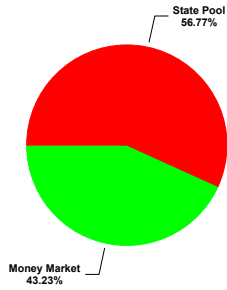
 Date

Investment Report

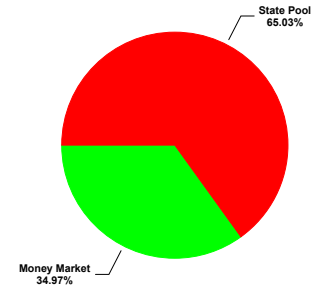
Ft. Bend County

01/01/21 - 01/31/21


Portfolio Composition - 12/31/20



Portfolio Composition - 01/31/21

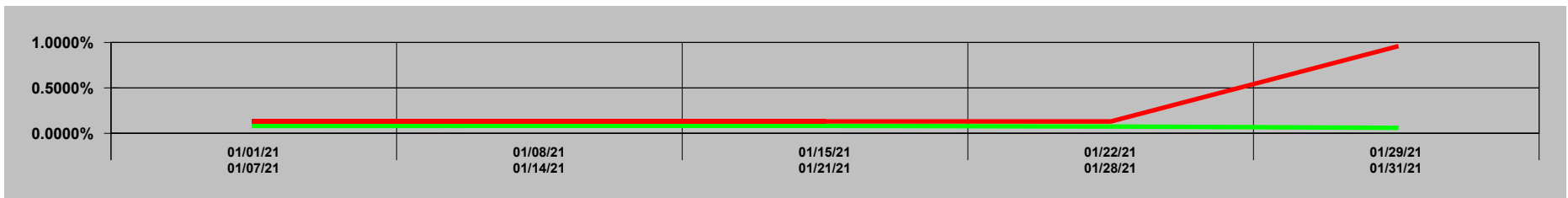


Maturity Aging - 12/31/20 vs 01/31/21



■ Previous Period ■ Current Period

Portfolio Performance - 01/01/21 to 01/31/21



— Portfolio — 90 Day T-Bill

GASB 31 Compliance Ft. Bend County

Effective Interest - Actual Life
Receipts in Period
01/01/21 - 01/31/21

CUSIP	Invest Number	Security Description	Purchase Date	Sale Date	Valuation Method	Yield Earned	Price Source	Beginning Unit Price	Par Value On 01/01/21	Reported Value 01/01/21	Purchase Cost	Sales Proceeds	Ending Unit Price	Par Value On 01/31/21	Price Source 01/31/21	Reported Value 01/31/21	Change in Fair Value	Interest	Net Investment Income
MB02-MBIA General	AR-0015	State Pool	11/01/08	Open	Fair Value	0.1281	Manual	1.000000	25,978,579.56	25,978,579.56	0.00	-130,006,022.25	1.000000	155,984,601.81	Manual	155,984,601.81	0.00	6,022.25	6,022.25
MB03-MBIA Road & Bridge	AR-0016	State Pool	11/01/08	Open	Fair Value	0.1303	Manual	1.000000	3,573,408.21	3,573,408.21	0.00	-4,000,495.33	1.000000	7,573,903.54	Manual	7,573,903.54	0.00	495.33	495.33
MB04-MBIA Drainage	AR-0017	State Pool	11/01/08	Open	Fair Value	0.1286	Manual	1.000000	1,288,815.99	1,288,815.99	0.00	-5,000,264.00	1.000000	6,289,079.99	Manual	6,289,079.99	0.00	264.00	264.00
MB06-MBIA Toll Rd. Operations	AR-0019	State Pool	11/01/08	Open	Fair Value	0.1316	Manual	1.000000	53,966,999.67	53,966,999.67	0.00	-6,031.12	1.000000	53,973,030.79	Manual	53,973,030.79	0.00	6,031.12	6,031.12
TT00-TX TERM General	AR-0022	State Pool	11/01/08	Open	Fair Value	0.0769	Manual	1.000000	1,071.53	1,071.53	0.00	-0.07	1.000000	1,071.60	Manual	1,071.60	0.00	0.07	0.07
TT02-TX TERM Toll Rd. Operation	AR-0024	State Pool	11/01/08	Open	Fair Value	0.0770	Manual	1.000000	1,070.31	1,070.31	0.00	-0.07	1.000000	1,070.38	Manual	1,070.38	0.00	0.07	0.07
TT04-TX TERM Road & Bridge	AR-0026	State Pool	11/01/08	Open	Fair Value	0.0771	Manual	1.000000	1,068.36	1,068.36	0.00	-0.07	1.000000	1,068.43	Manual	1,068.43	0.00	0.07	0.07
TT05-TX TERM Drainage	AR-0027	State Pool	11/01/08	Open	Fair Value	0.0664	Manual	1.000000	354.43	354.43	0.00	-0.02	1.000000	354.45	Manual	354.45	0.00	0.02	0.02
LOG1-Logic- General	AR-0028	State Pool	11/10/08	Open	Fair Value	0.1289	Manual	1.000000	742,679.19	742,679.19	0.00	-81.32	1.000000	742,760.51	Manual	742,760.51	0.00	81.32	81.32
LOG2-Logic-Toll Rd.Operations	AR-0029	State Pool	11/10/08	Open	Fair Value	0.1289	Manual	1.000000	35,108,868.90	35,108,868.90	0.00	-3,844.32	1.000000	35,112,713.22	Manual	35,112,713.22	0.00	3,844.32	3,844.32
LOG5-Logic-Drainage	AR-0032	State Pool	11/10/08	Open	Fair Value	0.1289	Manual	1.000000	522,077.92	522,077.92	0.00	-57.14	1.000000	522,135.06	Manual	522,135.06	0.00	57.14	57.14
LOG8-Logic-Road & Bridge	AR-0035	State Pool	11/10/08	Open	Fair Value	0.1289	Manual	1.000000	2,522,423.99	2,522,423.99	0.00	-276.21	1.000000	2,522,700.20	Manual	2,522,700.20	0.00	276.21	276.21
MB12-MBIA ESD 100 AGREEMENT	AR-0041	State Pool	08/31/16	Open	Fair Value	0.1316	Manual	1.000000	1,989,478.16	1,989,478.16	0.00	-222.34	1.000000	1,989,700.50	Manual	1,989,700.50	0.00	222.34	222.34
MB14-MBIA GR PARKWAY OPERATIONS	AR-0043	State Pool	08/31/16	Open	Fair Value	0.1316	Manual	1.000000	34,895,081.86	34,895,081.86	0.00	-3,899.76	1.000000	34,898,981.62	Manual	34,898,981.62	0.00	3,899.76	3,899.76
MB17 - SR LIEN BOND 2016	AR-0046	State Pool	12/09/16	Open	Fair Value	0.1316	Manual	1.000000	8,016,739.29	8,016,739.29	0.00	-895.92	1.000000	8,017,635.21	Manual	8,017,635.21	0.00	895.92	895.92
LO10-LOGIC-COUNTY'S CARE ACT	AR-0047	State Pool	05/12/20	Open	Fair Value	0.1322	Manual	1.000000	47,140,826.98	47,140,826.98	0.00	24,995,540.99	1.000000	22,145,285.99	Manual	22,145,285.99	0.00	4,459.01	4,459.01
MB19-MBIA FBC ASSIST. DIST. #2	AR-0049	State Pool	05/13/20	Open	Fair Value	0.1316	Manual	1.000000	2,505,231.11	2,505,231.11	0.00	-279.98	1.000000	2,505,511.09	Manual	2,505,511.09	0.00	279.98	279.98
MB20- MBIA FBC ASSIST. DIST. #4	AR-0050	State Pool	05/13/20	Open	Fair Value	0.1316	Manual	1.000000	1,252,615.52	1,252,615.52	0.00	-139.96	1.000000	1,252,755.48	Manual	1,252,755.48	0.00	139.96	139.96
MB21-MBIA FBC ASSIST. DIST. #6	AR-0051	State Pool	05/13/20	Open	Fair Value	0.1316	Manual	1.000000	2,004,184.89	2,004,184.89	0.00	-223.99	1.000000	2,004,408.88	Manual	2,004,408.88	0.00	223.99	223.99
MB23-MBIA JUVENILE	AR-0053	State Pool	05/13/20	Open	Fair Value	0.1316	Manual	1.000000	9,511,794.80	9,511,794.80	0.00	-1,062.99	1.000000	9,512,857.79	Manual	9,512,857.79	0.00	1,062.99	1,062.99
MB24-MBIA DEBT SERVICE	AR-0054	State Pool	05/13/20	Open	Fair Value	0.1287	Manual	1.000000	10,000,121.67	10,000,121.67	0.00	-35,001,957.27	1.000000	45,002,078.94	Manual	45,002,078.94	0.00	1,957.27	1,957.27
MB25-MBIA DRAINAGE DEBT SERVICE	AR-0055	State Pool	05/13/20	Open	Fair Value	0.1316	Manual	1.000000	1,002,092.38	1,002,092.38	0.00	-111.97	1.000000	1,002,204.35	Manual	1,002,204.35	0.00	111.97	111.97
MB26-FACILITIES BOND 2018	AR-0056	State Pool	05/13/20	Open	Fair Value	0.1316	Manual	1.000000	14,029,293.89	14,029,293.89	0.00	-1,567.84	1.000000	14,030,861.73	Manual	14,030,861.73	0.00	1,567.84	1,567.84
MB27-MBIA TX HERITAGE PARKWAY	AR-0057	State Pool	05/13/20	Open	Fair Value	0.1316	Manual	1.000000	20,000,243.34	20,000,243.34	0.00	-2,235.14	1.000000	20,002,478.48	Manual	20,002,478.48	0.00	2,235.14	2,235.14
Cadence-Money Market Accts	AR-0058	Money Market	01/31/21	Open	Fair Value	5.5588	Manual	0.000000	0.00	0.00	210,194,488.52	-18,365,188.01	1.000000	228,559,676.53	Manual	228,559,676.53	0.00	34,803.37	34,803.37
Investment Total						0.2574		1.000000	276,055,121.95	276,055,121.95	210,194,488.52	-167,399,316.10	1.000000	653,648,926.57		653,648,926.57	0.00	68,931.46	68,931.46

Portfolio Position

Ft. Bend County

Effective Interest - Actual Life
Receipts in Period
01/01/21 - 01/31/21

CUSIP	Invest Number	Security Description	Purchase Date	Call Date	Par Value On 01/01/21	Par Value On 01/31/21	Market Val On 01/01/21	Market Val On 01/31/21	Purchase Cost	Sales Proceeds	Original Princ/Cost	Amor Value On 01/01/21	Amor Value On 01/31/21
145 - ESD 100 Agreement													
State Pool													
MB12-MBIA ESD 100 AGREEMENT	AR-0041	State Pool	08/31/16	Open	<u>1,989,478.16</u>	<u>1,989,700.50</u>	<u>1,989,478.16</u>	<u>1,989,700.50</u>	<u>0.00</u>	<u>0.00</u>	<u>3,900,000.00</u>	<u>1,989,478.16</u>	<u>1,989,700.50</u>
State Pool Total					<u>1,989,478.16</u>	<u>1,989,700.50</u>	<u>1,989,478.16</u>	<u>1,989,700.50</u>	<u>0.00</u>	<u>0.00</u>	<u>3,900,000.00</u>	<u>1,989,478.16</u>	<u>1,989,700.50</u>
145 - ESD 100 Agreement Total					<u>1,989,478.16</u>	<u>1,989,700.50</u>	<u>1,989,478.16</u>	<u>1,989,700.50</u>	<u>0.00</u>	<u>0.00</u>	<u>3,900,000.00</u>	<u>1,989,478.16</u>	<u>1,989,700.50</u>
810 - FBC Toll Road Operations													
State Pool													
TT02-TX TERM Toll Rd. Operation	AR-0024	State Pool	11/01/08	Open	<u>0.00</u>	<u>0.00</u>	<u>0.00</u>	<u>0.00</u>	<u>0.00</u>	<u>0.00</u>	<u>0.00</u>	<u>0.00</u>	<u>0.00</u>
State Pool Total					<u>0.00</u>	<u>0.00</u>	<u>0.00</u>	<u>0.00</u>	<u>0.00</u>	<u>0.00</u>	<u>0.00</u>	<u>0.00</u>	<u>0.00</u>
810 - FBC Toll Road Operations Total					<u>0.00</u>	<u>0.00</u>	<u>0.00</u>	<u>0.00</u>	<u>0.00</u>	<u>0.00</u>	<u>0.00</u>	<u>0.00</u>	<u>0.00</u>
815 - Grand Parkway Operations													
State Pool													
MB14-MBIA GR PARKWAY OPERATIONS	AR-0043	State Pool	08/31/16	Open	<u>34,895,081.86</u>	<u>34,898,981.62</u>	<u>34,895,081.86</u>	<u>34,898,981.62</u>	<u>0.00</u>	<u>0.00</u>	<u>8,500,000.00</u>	<u>34,895,081.86</u>	<u>34,898,981.62</u>
State Pool Total					<u>34,895,081.86</u>	<u>34,898,981.62</u>	<u>34,895,081.86</u>	<u>34,898,981.62</u>	<u>0.00</u>	<u>0.00</u>	<u>8,500,000.00</u>	<u>34,895,081.86</u>	<u>34,898,981.62</u>
815 - Grand Parkway Operations Total					<u>34,895,081.86</u>	<u>34,898,981.62</u>	<u>34,895,081.86</u>	<u>34,898,981.62</u>	<u>0.00</u>	<u>0.00</u>	<u>8,500,000.00</u>	<u>34,895,081.86</u>	<u>34,898,981.62</u>
LO10 - LOGIC COUNTYS CARES ACT													
State Pool													
LO10-LOGIC-COUNTY'S CARE ACT	AR-0047	State Pool	05/12/20	Open	<u>47,140,826.98</u>	<u>22,145,285.99</u>	<u>47,140,826.98</u>	<u>22,145,285.99</u>	<u>0.00</u>	<u>0.00</u>	<u>67,000,000.00</u>	<u>47,140,826.98</u>	<u>22,145,285.99</u>
State Pool Total					<u>47,140,826.98</u>	<u>22,145,285.99</u>	<u>47,140,826.98</u>	<u>22,145,285.99</u>	<u>0.00</u>	<u>0.00</u>	<u>67,000,000.00</u>	<u>47,140,826.98</u>	<u>22,145,285.99</u>
LO10 - LOGIC COUNTYS CARES ACT Total					<u>47,140,826.98</u>	<u>22,145,285.99</u>	<u>47,140,826.98</u>	<u>22,145,285.99</u>	<u>0.00</u>	<u>0.00</u>	<u>67,000,000.00</u>	<u>47,140,826.98</u>	<u>22,145,285.99</u>
LOG5 - LOGIC DRAINAGE													
State Pool													
LOG5-Logic-Drainage	AR-0032	State Pool	11/10/08	Open	<u>522,077.92</u>	<u>522,135.06</u>	<u>522,077.92</u>	<u>522,135.06</u>	<u>0.00</u>	<u>0.00</u>	<u>500,000.00</u>	<u>522,077.92</u>	<u>522,135.06</u>
State Pool Total					<u>522,077.92</u>	<u>522,135.06</u>	<u>522,077.92</u>	<u>522,135.06</u>	<u>0.00</u>	<u>0.00</u>	<u>500,000.00</u>	<u>522,077.92</u>	<u>522,135.06</u>
LOG5 - LOGIC DRAINAGE Total					<u>522,077.92</u>	<u>522,135.06</u>	<u>522,077.92</u>	<u>522,135.06</u>	<u>0.00</u>	<u>0.00</u>	<u>500,000.00</u>	<u>522,077.92</u>	<u>522,135.06</u>
LOG1 - LOGIC GENERAL													
State Pool													
LOG1-Logic-General	AR-0028	State Pool	11/10/08	Open	<u>742,679.19</u>	<u>742,760.51</u>	<u>742,679.19</u>	<u>742,760.51</u>	<u>0.00</u>	<u>0.00</u>	<u>10,000,000.00</u>	<u>742,679.19</u>	<u>742,760.51</u>
State Pool Total					<u>742,679.19</u>	<u>742,760.51</u>	<u>742,679.19</u>	<u>742,760.51</u>	<u>0.00</u>	<u>0.00</u>	<u>10,000,000.00</u>	<u>742,679.19</u>	<u>742,760.51</u>
LOG1 - LOGIC GENERAL Total					<u>742,679.19</u>	<u>742,760.51</u>	<u>742,679.19</u>	<u>742,760.51</u>	<u>0.00</u>	<u>0.00</u>	<u>10,000,000.00</u>	<u>742,679.19</u>	<u>742,760.51</u>
LOG8 - LOGIC ROAD & BRIDGE													
State Pool													
LOG8-Logic-Road & Bridge	AR-0035	State Pool	11/10/08	Open	<u>2,522,423.99</u>	<u>2,522,700.20</u>	<u>2,522,423.99</u>	<u>2,522,700.20</u>	<u>0.00</u>	<u>0.00</u>	<u>1,000,000.00</u>	<u>2,522,423.99</u>	<u>2,522,700.20</u>
State Pool Total					<u>2,522,423.99</u>	<u>2,522,700.20</u>	<u>2,522,423.99</u>	<u>2,522,700.20</u>	<u>0.00</u>	<u>0.00</u>	<u>1,000,000.00</u>	<u>2,522,423.99</u>	<u>2,522,700.20</u>
LOG8 - LOGIC ROAD & BRIDGE Total					<u>2,522,423.99</u>	<u>2,522,700.20</u>	<u>2,522,423.99</u>	<u>2,522,700.20</u>	<u>0.00</u>	<u>0.00</u>	<u>1,000,000.00</u>	<u>2,522,423.99</u>	<u>2,522,700.20</u>
LOG2 - LOGIC TOLL OPERATIONS													
State Pool													
LOG2-Logic-Toll Rd. Operations	AR-0029	State Pool	11/10/08	Open	<u>35,108,868.90</u>	<u>35,112,713.22</u>	<u>35,108,868.90</u>	<u>35,112,713.22</u>	<u>0.00</u>	<u>0.00</u>	<u>2,000,000.00</u>	<u>35,108,868.90</u>	<u>35,112,713.22</u>
State Pool Total					<u>35,108,868.90</u>	<u>35,112,713.22</u>	<u>35,108,868.90</u>	<u>35,112,713.22</u>	<u>0.00</u>	<u>0.00</u>	<u>2,000,000.00</u>	<u>35,108,868.90</u>	<u>35,112,713.22</u>
LOG2 - LOGIC TOLL OPERATIONS Total					<u>35,108,868.90</u>	<u>35,112,713.22</u>	<u>35,108,868.90</u>	<u>35,112,713.22</u>	<u>0.00</u>	<u>0.00</u>	<u>2,000,000.00</u>	<u>35,108,868.90</u>	<u>35,112,713.22</u>
MB21 - MBIA ASSIST DIST #6													
State Pool													
MB21-MBIA FBC ASSIST. DIST. #6	AR-0051	State Pool	05/13/20	Open	<u>2,004,184.89</u>	<u>2,004,408.88</u>	<u>2,004,184.89</u>	<u>2,004,408.88</u>	<u>0.00</u>	<u>0.00</u>	<u>2,000,000.00</u>	<u>2,004,184.89</u>	<u>2,004,408.88</u>
State Pool Total					<u>2,004,184.89</u>	<u>2,004,408.88</u>	<u>2,004,184.89</u>	<u>2,004,408.88</u>	<u>0.00</u>	<u>0.00</u>	<u>2,000,000.00</u>	<u>2,004,184.89</u>	<u>2,004,408.88</u>
MB21 - MBIA ASSIST DIST #6 Total					<u>2,004,184.89</u>	<u>2,004,408.88</u>	<u>2,004,184.89</u>	<u>2,004,408.88</u>	<u>0.00</u>	<u>0.00</u>	<u>2,000,000.00</u>	<u>2,004,184.89</u>	<u>2,004,408.88</u>
MB24 - MBIA DEBT SERVICE													
State Pool													
MB24-MBIA DEBT SERVICE	AR-0054	State Pool	05/13/20	Open	<u>10,000,121.67</u>	<u>45,002,078.94</u>	<u>10,000,121.67</u>	<u>45,002,078.94</u>	<u>0.00</u>	<u>0.00</u>	<u>21,000,000.00</u>	<u>10,000,121.67</u>	<u>45,002,078.94</u>
State Pool Total					<u>10,000,121.67</u>	<u>45,002,078.94</u>	<u>10,000,121.67</u>	<u>45,002,078.94</u>	<u>0.00</u>	<u>0.00</u>	<u>21,000,000.00</u>	<u>10,000,121.67</u>	<u>45,002,078.94</u>

Portfolio Position
Ft. Bend County
Effective Interest - Actual Life
Receipts in Period
01/01/21 - 01/31/21

CUSIP	Invest Number	Security Description	Purchase Date	Call Date	Par Value On 01/01/21	Par Value On 01/31/21	Market Val On 01/01/21	Market Val On 01/31/21	Purchase Cost	Sales Proceeds	Original Princ/Cost	Amor Value On 01/01/21	Amor Value On 01/31/21
MB24 - MBIA DEBT SERVICE Total					<u>10,000,121.67</u>	<u>45,002,078.94</u>	<u>10,000,121.67</u>	<u>45,002,078.94</u>	<u>0.00</u>	<u>0.00</u>	<u>21,000,000.00</u>	<u>10,000,121.67</u>	<u>45,002,078.94</u>
MB04 - MBIA DRAINAGE													
State Pool													
MB04-MBIA Drainage	AR-0017	State Pool	11/01/08	Open	1,288,815.99	6,289,079.99	1,288,815.99	6,289,079.99	0.00	0.00	1,267,218.21	1,288,815.99	6,289,079.99
State Pool Total					<u>1,288,815.99</u>	<u>6,289,079.99</u>	<u>1,288,815.99</u>	<u>6,289,079.99</u>	<u>0.00</u>	<u>0.00</u>	<u>1,267,218.21</u>	<u>1,288,815.99</u>	<u>6,289,079.99</u>
MB04 - MBIA DRAINAGE Total					<u>1,288,815.99</u>	<u>6,289,079.99</u>	<u>1,288,815.99</u>	<u>6,289,079.99</u>	<u>0.00</u>	<u>0.00</u>	<u>1,267,218.21</u>	<u>1,288,815.99</u>	<u>6,289,079.99</u>
MB25 - MBIA DRAINAGE DEBT SERVICE													
State Pool													
MB25-MBIA DRAINAGE DEBT SERVICE	AR-0055	State Pool	05/13/20	Open	1,002,092.38	1,002,204.35	1,002,092.38	1,002,204.35	0.00	0.00	1,000,000.00	1,002,092.38	1,002,204.35
State Pool Total					<u>1,002,092.38</u>	<u>1,002,204.35</u>	<u>1,002,092.38</u>	<u>1,002,204.35</u>	<u>0.00</u>	<u>0.00</u>	<u>1,000,000.00</u>	<u>1,002,092.38</u>	<u>1,002,204.35</u>
MB25 - MBIA DRAINAGE DEBT SERVICE Total					<u>1,002,092.38</u>	<u>1,002,204.35</u>	<u>1,002,092.38</u>	<u>1,002,204.35</u>	<u>0.00</u>	<u>0.00</u>	<u>1,000,000.00</u>	<u>1,002,092.38</u>	<u>1,002,204.35</u>
MB26 - MBIA FACILITIES BOND 2018													
State Pool													
MB26-FACILITIES BOND 2018	AR-0056	State Pool	05/13/20	Open	14,029,293.89	14,030,861.73	14,029,293.89	14,030,861.73	0.00	0.00	14,000,000.00	14,029,293.89	14,030,861.73
State Pool Total					<u>14,029,293.89</u>	<u>14,030,861.73</u>	<u>14,029,293.89</u>	<u>14,030,861.73</u>	<u>0.00</u>	<u>0.00</u>	<u>14,000,000.00</u>	<u>14,029,293.89</u>	<u>14,030,861.73</u>
MB26 - MBIA FACILITIES BOND 2018 Total					<u>14,029,293.89</u>	<u>14,030,861.73</u>	<u>14,029,293.89</u>	<u>14,030,861.73</u>	<u>0.00</u>	<u>0.00</u>	<u>14,000,000.00</u>	<u>14,029,293.89</u>	<u>14,030,861.73</u>
MB19 - MBIA FBC ASSIST DIST #2													
State Pool													
MB19-MBIA FBC ASSIST. DIST. #2	AR-0049	State Pool	05/13/20	Open	2,505,231.11	2,505,511.09	2,505,231.11	2,505,511.09	0.00	0.00	2,500,000.00	2,505,231.11	2,505,511.09
State Pool Total					<u>2,505,231.11</u>	<u>2,505,511.09</u>	<u>2,505,231.11</u>	<u>2,505,511.09</u>	<u>0.00</u>	<u>0.00</u>	<u>2,500,000.00</u>	<u>2,505,231.11</u>	<u>2,505,511.09</u>
MB19 - MBIA FBC ASSIST DIST #2 Total					<u>2,505,231.11</u>	<u>2,505,511.09</u>	<u>2,505,231.11</u>	<u>2,505,511.09</u>	<u>0.00</u>	<u>0.00</u>	<u>2,500,000.00</u>	<u>2,505,231.11</u>	<u>2,505,511.09</u>
MB20 - MBIA FBC ASSIST DIST #4													
State Pool													
MB20- MBIA FBC ASSIST. DIST. #4	AR-0050	State Pool	05/13/20	Open	1,252,615.52	1,252,755.48	1,252,615.52	1,252,755.48	0.00	0.00	1,250,000.00	1,252,615.52	1,252,755.48
State Pool Total					<u>1,252,615.52</u>	<u>1,252,755.48</u>	<u>1,252,615.52</u>	<u>1,252,755.48</u>	<u>0.00</u>	<u>0.00</u>	<u>1,250,000.00</u>	<u>1,252,615.52</u>	<u>1,252,755.48</u>
MB20 - MBIA FBC ASSIST DIST #4 Total					<u>1,252,615.52</u>	<u>1,252,755.48</u>	<u>1,252,615.52</u>	<u>1,252,755.48</u>	<u>0.00</u>	<u>0.00</u>	<u>1,250,000.00</u>	<u>1,252,615.52</u>	<u>1,252,755.48</u>
MB02 - MBIA GENERAL													
State Pool													
MB02-MBIA General	AR-0015	State Pool	11/01/08	Open	25,978,579.56	155,984,601.81	25,978,579.56	155,984,601.81	0.00	0.00	17,374,917.83	25,978,579.56	155,984,601.81
State Pool Total					<u>25,978,579.56</u>	<u>155,984,601.81</u>	<u>25,978,579.56</u>	<u>155,984,601.81</u>	<u>0.00</u>	<u>0.00</u>	<u>17,374,917.83</u>	<u>25,978,579.56</u>	<u>155,984,601.81</u>
MB02 - MBIA GENERAL Total					<u>25,978,579.56</u>	<u>155,984,601.81</u>	<u>25,978,579.56</u>	<u>155,984,601.81</u>	<u>0.00</u>	<u>0.00</u>	<u>17,374,917.83</u>	<u>25,978,579.56</u>	<u>155,984,601.81</u>
MB23 - MBIA JUVENILE													
State Pool													
MB23-MBIA JUVENILE	AR-0053	State Pool	05/13/20	Open	9,511,794.80	9,512,857.79	9,511,794.80	9,512,857.79	0.00	0.00	8,000,000.00	9,511,794.80	9,512,857.79
State Pool Total					<u>9,511,794.80</u>	<u>9,512,857.79</u>	<u>9,511,794.80</u>	<u>9,512,857.79</u>	<u>0.00</u>	<u>0.00</u>	<u>8,000,000.00</u>	<u>9,511,794.80</u>	<u>9,512,857.79</u>
MB23 - MBIA JUVENILE Total					<u>9,511,794.80</u>	<u>9,512,857.79</u>	<u>9,511,794.80</u>	<u>9,512,857.79</u>	<u>0.00</u>	<u>0.00</u>	<u>8,000,000.00</u>	<u>9,511,794.80</u>	<u>9,512,857.79</u>
MB03 - MBIA ROAD & BRIDGE													
State Pool													
MB03-MBIA Road & Bridge	AR-0016	State Pool	11/01/08	Open	3,573,408.21	7,573,903.54	3,573,408.21	7,573,903.54	0.00	0.00	2,856,438.24	3,573,408.21	7,573,903.54
State Pool Total					<u>3,573,408.21</u>	<u>7,573,903.54</u>	<u>3,573,408.21</u>	<u>7,573,903.54</u>	<u>0.00</u>	<u>0.00</u>	<u>2,856,438.24</u>	<u>3,573,408.21</u>	<u>7,573,903.54</u>
MB03 - MBIA ROAD & BRIDGE Total					<u>3,573,408.21</u>	<u>7,573,903.54</u>	<u>3,573,408.21</u>	<u>7,573,903.54</u>	<u>0.00</u>	<u>0.00</u>	<u>2,856,438.24</u>	<u>3,573,408.21</u>	<u>7,573,903.54</u>
MB06 - MBIA TOLL RD OPERATIONS													
State Pool													
MB06-MBIA Toll Rd. Operations	AR-0019	State Pool	11/01/08	Open	53,966,999.67	53,973,030.79	53,966,999.67	53,973,030.79	0.00	0.00	3,143,377.27	53,966,999.67	53,973,030.79
State Pool Total					<u>53,966,999.67</u>	<u>53,973,030.79</u>	<u>53,966,999.67</u>	<u>53,973,030.79</u>	<u>0.00</u>	<u>0.00</u>	<u>3,143,377.27</u>	<u>53,966,999.67</u>	<u>53,973,030.79</u>
MB06 - MBIA TOLL RD OPERATIONS Total					<u>53,966,999.67</u>	<u>53,973,030.79</u>	<u>53,966,999.67</u>	<u>53,973,030.79</u>	<u>0.00</u>	<u>0.00</u>	<u>3,143,377.27</u>	<u>53,966,999.67</u>	<u>53,973,030.79</u>
MB27 - MBIA TX HERITAGE PARKWAY 2020													
State Pool													
MB27-MBIA TX HERITAGE PARKWAY	AR-0057	State Pool	05/13/20	Open	20,000,243.34	20,002,478.48	20,000,243.34	20,002,478.48	0.00	0.00	17,000,000.00	20,000,243.34	20,002,478.48

Portfolio Position

Ft. Bend County

Effective Interest - Actual Life
Receipts in Period
01/01/21 - 01/31/21

CUSIP	Invest Number	Security Description	Purchase Date	Call Date	Par Value On 01/01/21	Par Value On 01/31/21	Market Val On 01/01/21	Market Val On 01/31/21	Purchase Cost	Sales Proceeds	Original Princ/Cost	Amor Value On 01/01/21	Amor Value On 01/31/21
State Pool Total					<u>20,000,243.34</u>	<u>20,002,478.48</u>	<u>20,000,243.34</u>	<u>20,002,478.48</u>	<u>0.00</u>	<u>0.00</u>	<u>17,000,000.00</u>	<u>20,000,243.34</u>	<u>20,002,478.48</u>
MB27 - MBIA TX HERITAGE PARKWAY 2020 Total					<u>20,000,243.34</u>	<u>20,002,478.48</u>	<u>20,000,243.34</u>	<u>20,002,478.48</u>	<u>0.00</u>	<u>0.00</u>	<u>17,000,000.00</u>	<u>20,000,243.34</u>	<u>20,002,478.48</u>
802 - Sr Lien 2016													
State Pool													
MB17 - SR LIEN BOND 2016	AR-0046	State Pool	12/09/16	Open	8,016,739.29	8,017,635.21	8,016,739.29	8,017,635.21	0.00	0.00	35,000,000.00	8,016,739.29	8,017,635.21
State Pool Total					<u>8,016,739.29</u>	<u>8,017,635.21</u>	<u>8,016,739.29</u>	<u>8,017,635.21</u>	<u>0.00</u>	<u>0.00</u>	<u>35,000,000.00</u>	<u>8,016,739.29</u>	<u>8,017,635.21</u>
802 - Sr Lien 2016 Total					<u>8,016,739.29</u>	<u>8,017,635.21</u>	<u>8,016,739.29</u>	<u>8,017,635.21</u>	<u>0.00</u>	<u>0.00</u>	<u>35,000,000.00</u>	<u>8,016,739.29</u>	<u>8,017,635.21</u>
TT05 - TEXAS TERM DRAINAGE													
State Pool													
TT05-TX TERM Drainage	AR-0027	State Pool	11/01/08	Open	354.43	354.45	354.43	354.45	0.00	0.00	109,774.61	354.43	354.45
State Pool Total					<u>354.43</u>	<u>354.45</u>	<u>354.43</u>	<u>354.45</u>	<u>0.00</u>	<u>0.00</u>	<u>109,774.61</u>	<u>354.43</u>	<u>354.45</u>
TT05 - TEXAS TERM DRAINAGE Total					<u>354.43</u>	<u>354.45</u>	<u>354.43</u>	<u>354.45</u>	<u>0.00</u>	<u>0.00</u>	<u>109,774.61</u>	<u>354.43</u>	<u>354.45</u>
TT00 - TEXAS TERM GENERAL													
State Pool													
TT00-TX TERM General	AR-0022	State Pool	11/01/08	Open	1,071.53	1,071.60	1,071.53	1,071.60	0.00	0.00	10,006,437.87	1,071.53	1,071.60
State Pool Total					<u>1,071.53</u>	<u>1,071.60</u>	<u>1,071.53</u>	<u>1,071.60</u>	<u>0.00</u>	<u>0.00</u>	<u>10,006,437.87</u>	<u>1,071.53</u>	<u>1,071.60</u>
TT00 - TEXAS TERM GENERAL Total					<u>1,071.53</u>	<u>1,071.60</u>	<u>1,071.53</u>	<u>1,071.60</u>	<u>0.00</u>	<u>0.00</u>	<u>10,006,437.87</u>	<u>1,071.53</u>	<u>1,071.60</u>
TT04 - TEXAS TERM ROAD & BRIDGE													
State Pool													
TT04-TX TERM Road & Bridge	AR-0026	State Pool	11/01/08	Open	1,068.36	1,068.43	1,068.36	1,068.43	0.00	0.00	10,463.28	1,068.36	1,068.43
State Pool Total					<u>1,068.36</u>	<u>1,068.43</u>	<u>1,068.36</u>	<u>1,068.43</u>	<u>0.00</u>	<u>0.00</u>	<u>10,463.28</u>	<u>1,068.36</u>	<u>1,068.43</u>
TT04 - TEXAS TERM ROAD & BRIDGE Total					<u>1,068.36</u>	<u>1,068.43</u>	<u>1,068.36</u>	<u>1,068.43</u>	<u>0.00</u>	<u>0.00</u>	<u>10,463.28</u>	<u>1,068.36</u>	<u>1,068.43</u>
TT02 - TEXAS TERM TOLL OPERATIONS													
State Pool													
TT02-TX TERM Toll Rd. Operation	AR-0024	State Pool	11/01/08	Open	1,070.31	1,070.38	1,070.31	1,070.38	0.00	0.00	0.00	1,070.31	1,070.38
State Pool Total					<u>1,070.31</u>	<u>1,070.38</u>	<u>1,070.31</u>	<u>1,070.38</u>	<u>0.00</u>	<u>0.00</u>	<u>0.00</u>	<u>1,070.31</u>	<u>1,070.38</u>
TT02 - TEXAS TERM TOLL OPERATIONS Total					<u>1,070.31</u>	<u>1,070.38</u>	<u>1,070.31</u>	<u>1,070.38</u>	<u>0.00</u>	<u>0.00</u>	<u>0.00</u>	<u>1,070.31</u>	<u>1,070.38</u>
09 - Temporary Holding													
Money Market													
Cadence-Money Market Accts	AR-0058	Money Market	01/31/21	Open	0.00	228,559,676.53	0.00	228,559,676.53	210,194,488.52	0.00	210,194,488.52	0.00	228,559,676.53
Money Market Total					<u>0.00</u>	<u>228,559,676.53</u>	<u>0.00</u>	<u>228,559,676.53</u>	<u>210,194,488.52</u>	<u>0.00</u>	<u>210,194,488.52</u>	<u>0.00</u>	<u>228,559,676.53</u>
09 - Temporary Holding Total					<u>0.00</u>	<u>228,559,676.53</u>	<u>0.00</u>	<u>228,559,676.53</u>	<u>210,194,488.52</u>	<u>0.00</u>	<u>210,194,488.52</u>	<u>0.00</u>	<u>228,559,676.53</u>
Combined Port													
Money Market													
Cadence-Money Market Accts	AR-0058	Money Market	01/31/21	Open	0.00	228,559,676.53	0.00	228,559,676.53	210,194,488.52	0.00	210,194,488.52	0.00	228,559,676.53
Money Market Total					<u>0.00</u>	<u>228,559,676.53</u>	<u>0.00</u>	<u>228,559,676.53</u>	<u>210,194,488.52</u>	<u>0.00</u>	<u>210,194,488.52</u>	<u>0.00</u>	<u>228,559,676.53</u>
LO10-LOGIC-COUNTY'S CARE ACT	AR-0047	State Pool	05/12/20	Open	47,140,826.98	22,145,285.99	47,140,826.98	22,145,285.99	0.00	0.00	67,000,000.00	47,140,826.98	22,145,285.99
LOG1-Logic- General	AR-0028	State Pool	11/10/08	Open	742,679.19	742,760.51	742,679.19	742,760.51	0.00	0.00	10,000,000.00	742,679.19	742,760.51
LOG2-Logic-Toll Rd.Operations	AR-0029	State Pool	11/10/08	Open	35,108,868.90	35,112,713.22	35,108,868.90	35,112,713.22	0.00	0.00	2,000,000.00	35,108,868.90	35,112,713.22
LOG5-Logic-Drainage	AR-0032	State Pool	11/10/08	Open	522,077.92	522,135.06	522,077.92	522,135.06	0.00	0.00	500,000.00	522,077.92	522,135.06
LOG8-Logic-Road & Bridge	AR-0035	State Pool	11/10/08	Open	2,522,423.99	2,522,700.20	2,522,423.99	2,522,700.20	0.00	0.00	1,000,000.00	2,522,423.99	2,522,700.20
MB02-MBIA General	AR-0015	State Pool	11/01/08	Open	25,978,579.56	155,984,601.81	25,978,579.56	155,984,601.81	0.00	0.00	17,374,917.83	25,978,579.56	155,984,601.81
MB03-MBIA Road & Bridge	AR-0016	State Pool	11/01/08	Open	3,573,408.21	7,573,903.54	3,573,408.21	7,573,903.54	0.00	0.00	2,856,438.24	3,573,408.21	7,573,903.54
MB04-MBIA Drainage	AR-0017	State Pool	11/01/08	Open	1,288,815.99	6,289,079.99	1,288,815.99	6,289,079.99	0.00	0.00	1,267,218.21	1,288,815.99	6,289,079.99
MB06-MBIA Toll Rd. Operations	AR-0019	State Pool	11/01/08	Open	53,966,999.67	53,973,030.79	53,966,999.67	53,973,030.79	0.00	0.00	3,143,377.27	53,966,999.67	53,973,030.79
MB12-MBIA ESD 100 AGREEMENT	AR-0041	State Pool	08/31/16	Open	1,989,478.16	1,989,700.50	1,989,478.16	1,989,700.50	0.00	0.00	3,900,000.00	1,989,478.16	1,989,700.50
MB14-MBIA GR PARKWAY OPERATIONS	AR-0043	State Pool	08/31/16	Open	34,895,081.86	34,898,981.62	34,895,081.86	34,898,981.62	0.00	0.00	8,500,000.00	34,895,081.86	34,898,981.62
MB17 - SR LIEN BOND 2016	AR-0046	State Pool	12/09/16	Open	8,016,739.29	8,017,635.21	8,016,739.29	8,017,635.21	0.00	0.00	35,000,000.00	8,016,739.29	8,017,635.21

Portfolio Position
Ft. Bend County
Effective Interest - Actual Life
Receipts in Period
01/01/21 - 01/31/21

7

CUSIP	Invest Number	Security Description	Purchase Date	Call Date	Par Value On 01/01/21	Par Value On 01/31/21	Market Val On 01/01/21	Market Val On 01/31/21	Purchase Cost	Sales Proceeds	Original Princ/Cost	Amor Value On 01/01/21	Amor Value On 01/31/21
MB19-MBIA FBC ASSIST. DIST. #2	AR-0049	State Pool	05/13/20	Open	2,505,231.11	2,505,511.09	2,505,231.11	2,505,511.09	0.00	0.00	2,500,000.00	2,505,231.11	2,505,511.09
MB20-MBIA FBC ASSIST. DIST. #4	AR-0050	State Pool	05/13/20	Open	1,252,615.52	1,252,755.48	1,252,615.52	1,252,755.48	0.00	0.00	1,250,000.00	1,252,615.52	1,252,755.48
MB21-MBIA FBC ASSIST. DIST. #6	AR-0051	State Pool	05/13/20	Open	2,004,184.89	2,004,408.88	2,004,184.89	2,004,408.88	0.00	0.00	2,000,000.00	2,004,184.89	2,004,408.88
MB23-MBIA JUVENILE	AR-0053	State Pool	05/13/20	Open	9,511,794.80	9,512,857.79	9,511,794.80	9,512,857.79	0.00	0.00	8,000,000.00	9,511,794.80	9,512,857.79
MB24-MBIA DEBT SERVICE	AR-0054	State Pool	05/13/20	Open	10,000,121.67	45,002,078.94	10,000,121.67	45,002,078.94	0.00	0.00	21,000,000.00	10,000,121.67	45,002,078.94
MB25-MBIA DRAINAGE DEBT SERVICE	AR-0055	State Pool	05/13/20	Open	1,002,092.38	1,002,204.35	1,002,092.38	1,002,204.35	0.00	0.00	1,000,000.00	1,002,092.38	1,002,204.35
MB26-FACILITIES BOND 2018	AR-0056	State Pool	05/13/20	Open	14,029,293.89	14,030,861.73	14,029,293.89	14,030,861.73	0.00	0.00	14,000,000.00	14,029,293.89	14,030,861.73
MB27-MBIA TX HERITAGE PARKWAY	AR-0057	State Pool	05/13/20	Open	20,000,243.34	20,002,478.48	20,000,243.34	20,002,478.48	0.00	0.00	17,000,000.00	20,000,243.34	20,002,478.48
TT00-TX TERM General	AR-0022	State Pool	11/01/08	Open	1,071.53	1,071.60	1,071.53	1,071.60	0.00	0.00	10,006,437.87	1,071.53	1,071.60
TT02-TX TERM Toll Rd. Operation	AR-0024	State Pool	11/01/08	Open	1,070.31	1,070.38	1,070.31	1,070.38	0.00	0.00	0.00	1,070.31	1,070.38
TT04-TX TERM Road & Bridge	AR-0026	State Pool	11/01/08	Open	1,068.36	1,068.43	1,068.36	1,068.43	0.00	0.00	10,463.28	1,068.36	1,068.43
TT05-TX TERM Drainage	AR-0027	State Pool	11/01/08	Open	354.43	354.45	354.43	354.45	0.00	0.00	109,774.61	354.43	354.45
State Pool Total					<u>276,055,121.95</u>	<u>425,089,250.04</u>	<u>276,055,121.95</u>	<u>425,089,250.04</u>	<u>0.00</u>	<u>0.00</u>	<u>229,418,627.31</u>	<u>276,055,121.95</u>	<u>425,089,250.04</u>
Combined Port Total					<u>276,055,121.95</u>	<u>653,648,926.57</u>	<u>276,055,121.95</u>	<u>653,648,926.57</u>	<u>210,194,488.52</u>	<u>0.00</u>	<u>439,613,115.83</u>	<u>276,055,121.95</u>	<u>653,648,926.57</u>

Earnings and Yields Summary

Ft. Bend County

Effective Interest - Actual Life

Receipts in Period

01/01/21 - 01/31/21

8

Security Description	01/01/21 01/07/21	01/08/21 01/14/21	01/15/21 01/21/21	01/22/21 01/28/21	01/29/21 01/31/21	01/01/21 01/31/21
Combined Port						
Money Market	0.00	0.00	0.00	0.00	34,803.37	34,803.37
State Pool	6,947.19	6,947.18	6,693.05	9,098.17	4,442.50	34,128.09
Port Total	<u>6,947.19</u>	<u>6,947.18</u>	<u>6,693.05</u>	<u>9,098.17</u>	<u>39,245.87</u>	<u>68,931.46</u>
Combined Port						
Money Market	0.0000	0.0000	0.0000	0.0000	5.5588	5.5588
State Pool	0.1312	0.1312	0.1312	0.1306	0.1272	0.1305
Port Total	<u>0.1312</u>	<u>0.1312</u>	<u>0.1312</u>	<u>0.1306</u>	<u>0.9526</u>	<u>0.2574</u>

Maturity Aging
Ft. Bend County
 Effective Interest - Actual Life
 Receipts in Period
 01/31/21

CUSIP	Invest Number	Security Description	Purchase Date	Days to Maturity	Yield Matur
Cash / Money Market					
	AR-0058	Money Market	01/31/21	0	0.1500
	AR-0047	State Pool	05/12/20	0	0.1289
	AR-0028	State Pool	11/10/08	0	0.1289
	AR-0029	State Pool	11/10/08	0	0.1289
	AR-0032	State Pool	11/10/08	0	0.1289
	AR-0035	State Pool	11/10/08	0	0.1289
	AR-0015	State Pool	11/01/08	0	0.1316
	AR-0016	State Pool	11/01/08	0	0.1316
	AR-0017	State Pool	11/01/08	0	0.1316
	AR-0019	State Pool	11/01/08	0	0.1316
	AR-0041	State Pool	08/31/16	0	0.1316
	AR-0043	State Pool	08/31/16	0	0.1316
	AR-0046	State Pool	12/09/16	0	0.1316
	AR-0049	State Pool	05/13/20	0	0.1316
	AR-0050	State Pool	05/13/20	0	0.1316
	AR-0051	State Pool	05/13/20	0	0.1316
	AR-0053	State Pool	05/13/20	0	0.1316
	AR-0054	State Pool	05/13/20	0	0.1316
	AR-0055	State Pool	05/13/20	0	0.1316
	AR-0056	State Pool	05/13/20	0	0.1316
	AR-0057	State Pool	05/13/20	0	0.1316
	AR-0022	State Pool	11/01/08	0	0.0700
	AR-0024	State Pool	11/01/08	0	0.0700
	AR-0026	State Pool	11/01/08	0	0.0700
	AR-0027	State Pool	11/01/08	<u>0</u>	<u>0.0700</u>
Cash / Money Market Total				<u>0</u>	<u>0.1378</u>
Investment Total				<u>0</u>	<u>0.1378</u>

Activity Statement
Ft. Bend County
Effective Interest - Actual Life
Receipts in Period
01/01/21 - 01/31/21

10

Purchase Date	Sale Date	CUSIP	Invest Number	Security Description	Amor Value On 01/01/21	Changes In Principal	Purchase Cost	Sales Proceeds	Purchased Interest	Int/Div Rec In the Perd	Amor Value On 01/31/21
Money Market											
01/31/21	Open	Cadence-Money Market Accts	AR-0058	Money Market	0.00	18,365,188.01	210,194,488.52	0.00	0.00	34,803.37	228,559,676.53
Money Market Total					0.00	18,365,188.01	210,194,488.52	0.00	0.00	34,803.37	228,559,676.53
State Pool											
11/01/08	Open	MB02-MBIA General	AR-0015	State Pool	25,978,579.56	130,006,022.25	0.00	0.00	0.00	6,022.25	155,984,601.81
11/01/08	Open	MB03-MBIA Road & Bridge	AR-0016	State Pool	3,573,408.21	4,000,495.33	0.00	0.00	0.00	495.33	7,573,903.54
11/01/08	Open	MB04-MBIA Drainage	AR-0017	State Pool	1,288,815.99	5,000,264.00	0.00	0.00	0.00	264.00	6,289,079.99
11/01/08	Open	MB06-MBIA Toll Rd. Operations	AR-0019	State Pool	53,966,999.67	6,031.12	0.00	0.00	0.00	6,031.12	53,973,030.79
11/01/08	Open	TT00-TX TERM General	AR-0022	State Pool	1,071.53	0.07	0.00	0.00	0.00	0.07	1,071.60
11/01/08	Open	TT02-TX TERM Toll Rd. Operation	AR-0024	State Pool	1,070.31	0.07	0.00	0.00	0.00	0.07	1,070.38
11/01/08	Open	TT04-TX TERM Road & Bridge	AR-0026	State Pool	1,068.36	0.07	0.00	0.00	0.00	0.07	1,068.43
11/01/08	Open	TT05-TX TERM Drainage	AR-0027	State Pool	354.43	0.02	0.00	0.00	0.00	0.02	354.45
11/10/08	Open	LOG1-Logic- General	AR-0028	State Pool	742,679.19	81.32	0.00	0.00	0.00	81.32	742,760.51
11/10/08	Open	LOG2-Logic-Toll Rd.Operations	AR-0029	State Pool	35,108,868.90	3,844.32	0.00	0.00	0.00	3,844.32	35,112,713.22
11/10/08	Open	LOG5-Logic-Drainage	AR-0032	State Pool	522,077.92	57.14	0.00	0.00	0.00	57.14	522,135.06
11/10/08	Open	LOG8-Logic-Road & Bridge	AR-0035	State Pool	2,522,423.99	276.21	0.00	0.00	0.00	276.21	2,522,700.20
08/31/16	Open	MB12-MBIA ESD 100 AGREEMENT	AR-0041	State Pool	1,989,478.16	222.34	0.00	0.00	0.00	222.34	1,989,700.50
08/31/16	Open	MB14-MBIA GR PARKWAY OPERATIONS	AR-0043	State Pool	34,895,081.86	3,899.76	0.00	0.00	0.00	3,899.76	34,898,981.62
12/09/16	Open	MB17 - SR LIEN BOND 2016	AR-0046	State Pool	8,016,739.29	895.92	0.00	0.00	0.00	895.92	8,017,635.21
05/12/20	Open	LO10-LOGIC-COUNTY'S CARE ACT	AR-0047	State Pool	47,140,826.98	-24,995,540.99	0.00	0.00	0.00	4,459.01	22,145,285.99
05/13/20	Open	MB19-MBIA FBC ASSIST. DIST. #2	AR-0049	State Pool	2,505,231.11	279.98	0.00	0.00	0.00	279.98	2,505,511.09
05/13/20	Open	MB20- MBIA FBC ASSIST. DIST. #4	AR-0050	State Pool	1,252,615.52	139.96	0.00	0.00	0.00	139.96	1,252,755.48
05/13/20	Open	MB21-MBIA FBC ASSIST. DIST. #6	AR-0051	State Pool	2,004,184.89	223.99	0.00	0.00	0.00	223.99	2,004,408.88
05/13/20	Open	MB23-MBIA JUVENILE	AR-0053	State Pool	9,511,794.80	1,062.99	0.00	0.00	0.00	1,062.99	9,512,857.79
05/13/20	Open	MB24-MBIA DEBT SERVICE	AR-0054	State Pool	10,000,121.67	35,001,957.27	0.00	0.00	0.00	1,957.27	45,002,078.94
05/13/20	Open	MB25-MBIA DRAINAGE DEBT SERVICE	AR-0055	State Pool	1,002,092.38	111.97	0.00	0.00	0.00	111.97	1,002,204.35
05/13/20	Open	MB26-FACILITIES BOND 2018	AR-0056	State Pool	14,029,293.89	1,567.84	0.00	0.00	0.00	1,567.84	14,030,861.73
05/13/20	Open	MB27-MBIA TX HERITAGE PARKWAY	AR-0057	State Pool	20,000,243.34	2,235.14	0.00	0.00	0.00	2,235.14	20,002,478.48
State Pool Total					276,055,121.95	149,034,128.09	0.00	0.00	0.00	34,128.09	425,089,250.04
Investment Total					276,055,121.95	167,399,316.10	210,194,488.52	0.00	0.00	68,931.46	653,648,926.57

Interest Accrual
Ft. Bend County
Effective Interest - Actual Life
Receipts in Period
01/01/21 - 01/31/21

CUSIP	Invest Number	Security Description	Purchase Date	Sale Date	Yield Earned	Ending Par Val/Shares	Ending Amor Val/Cost	Purchased Interest	Int/Div Rec In the Perd	Int/Div Accrued In the Perd	PTD Purch Received	Int/Div Rec Purch/Date	Int/Div Accrued Purch/Date
09 - Temporary Holding													
Money Market													
Cadence-Money Market Accts	AR-0058	Money Market	01/31/21	Open	<u>5.5588</u>	<u>228,559,676.53</u>	<u>228,559,676.53</u>	<u>0.00</u>	<u>34,803.37</u>	<u>0.00</u>	<u>0.00</u>	<u>34,803.37</u>	<u>0.00</u>
Money Market Total					<u>5.5588</u>	<u>228,559,676.53</u>	<u>228,559,676.53</u>	<u>0.00</u>	<u>34,803.37</u>	<u>0.00</u>	<u>0.00</u>	<u>34,803.37</u>	<u>0.00</u>
09 - Temporary Holding Total					<u>5.5588</u>	<u>228,559,676.53</u>	<u>228,559,676.53</u>	<u>0.00</u>	<u>34,803.37</u>	<u>0.00</u>	<u>0.00</u>	<u>34,803.37</u>	<u>0.00</u>
145 - ESD 100 Agreement													
State Pool													
MB12-MBIA ESD 100 AGREEMENT	AR-0041	State Pool	08/31/16	Open	<u>0.1316</u>	<u>1,989,700.50</u>	<u>1,989,700.50</u>	<u>0.00</u>	<u>222.34</u>	<u>0.00</u>	<u>0.00</u>	<u>88,141.74</u>	<u>0.00</u>
State Pool Total					<u>0.1316</u>	<u>1,989,700.50</u>	<u>1,989,700.50</u>	<u>0.00</u>	<u>222.34</u>	<u>0.00</u>	<u>0.00</u>	<u>88,141.74</u>	<u>0.00</u>
145 - ESD 100 Agreement Total					<u>0.1316</u>	<u>1,989,700.50</u>	<u>1,989,700.50</u>	<u>0.00</u>	<u>222.34</u>	<u>0.00</u>	<u>0.00</u>	<u>88,141.74</u>	<u>0.00</u>
802 - Sr Lien 2016													
State Pool													
MB17 - SR LIEN BOND 2016	AR-0046	State Pool	12/09/16	Open	<u>0.1316</u>	<u>8,017,635.21</u>	<u>8,017,635.21</u>	<u>0.00</u>	<u>895.92</u>	<u>0.00</u>	<u>0.00</u>	<u>168,376.25</u>	<u>0.00</u>
State Pool Total					<u>0.1316</u>	<u>8,017,635.21</u>	<u>8,017,635.21</u>	<u>0.00</u>	<u>895.92</u>	<u>0.00</u>	<u>0.00</u>	<u>168,376.25</u>	<u>0.00</u>
802 - Sr Lien 2016 Total					<u>0.1316</u>	<u>8,017,635.21</u>	<u>8,017,635.21</u>	<u>0.00</u>	<u>895.92</u>	<u>0.00</u>	<u>0.00</u>	<u>168,376.25</u>	<u>0.00</u>
810 - FBC Toll Road Operations													
State Pool													
TT02-TX TERM Toll Rd. Operation	AR-0024	State Pool	11/01/08	Open	<u>0.0000</u>	<u>0.00</u>	<u>0.00</u>	<u>0.00</u>	<u>0.00</u>	<u>0.00</u>	<u>0.00</u>	<u>0.00</u>	<u>0.00</u>
State Pool Total					<u>0.0000</u>	<u>0.00</u>	<u>0.00</u>	<u>0.00</u>	<u>0.00</u>	<u>0.00</u>	<u>0.00</u>	<u>0.00</u>	<u>0.00</u>
810 - FBC Toll Road Operations Total					<u>0.0000</u>	<u>0.00</u>	<u>0.00</u>	<u>0.00</u>	<u>0.00</u>	<u>0.00</u>	<u>0.00</u>	<u>0.00</u>	<u>0.00</u>
815 - Grand Parkway Operations													
State Pool													
MB14-MBIA GR PARKWAY OPERATIONS	AR-0043	State Pool	08/31/16	Open	<u>0.1316</u>	<u>34,898,981.62</u>	<u>34,898,981.62</u>	<u>0.00</u>	<u>3,899.76</u>	<u>0.00</u>	<u>0.00</u>	<u>398,976.14</u>	<u>0.00</u>
State Pool Total					<u>0.1316</u>	<u>34,898,981.62</u>	<u>34,898,981.62</u>	<u>0.00</u>	<u>3,899.76</u>	<u>0.00</u>	<u>0.00</u>	<u>398,976.14</u>	<u>0.00</u>
815 - Grand Parkway Operations Total					<u>0.1316</u>	<u>34,898,981.62</u>	<u>34,898,981.62</u>	<u>0.00</u>	<u>3,899.76</u>	<u>0.00</u>	<u>0.00</u>	<u>398,976.14</u>	<u>0.00</u>
LO10 - LOGIC COUNTYS CARES ACT													
State Pool													
LO10-LOGIC-COUNTY'S CARE ACT	AR-0047	State Pool	05/12/20	Open	<u>0.1322</u>	<u>22,145,285.99</u>	<u>22,145,285.99</u>	<u>0.00</u>	<u>4,459.01</u>	<u>0.00</u>	<u>0.00</u>	<u>145,285.99</u>	<u>0.00</u>
State Pool Total					<u>0.1322</u>	<u>22,145,285.99</u>	<u>22,145,285.99</u>	<u>0.00</u>	<u>4,459.01</u>	<u>0.00</u>	<u>0.00</u>	<u>145,285.99</u>	<u>0.00</u>
LO10 - LOGIC COUNTYS CARES ACT Total					<u>0.1322</u>	<u>22,145,285.99</u>	<u>22,145,285.99</u>	<u>0.00</u>	<u>4,459.01</u>	<u>0.00</u>	<u>0.00</u>	<u>145,285.99</u>	<u>0.00</u>
LOG1 - LOGIC GENERAL													
State Pool													
LOG1-Logic- General	AR-0028	State Pool	11/10/08	Open	<u>0.1289</u>	<u>742,760.51</u>	<u>742,760.51</u>	<u>0.00</u>	<u>81.32</u>	<u>0.00</u>	<u>0.00</u>	<u>813,193.49</u>	<u>0.00</u>
State Pool Total					<u>0.1289</u>	<u>742,760.51</u>	<u>742,760.51</u>	<u>0.00</u>	<u>81.32</u>	<u>0.00</u>	<u>0.00</u>	<u>813,193.49</u>	<u>0.00</u>
LOG1 - LOGIC GENERAL Total					<u>0.1289</u>	<u>742,760.51</u>	<u>742,760.51</u>	<u>0.00</u>	<u>81.32</u>	<u>0.00</u>	<u>0.00</u>	<u>813,193.49</u>	<u>0.00</u>
LOG2 - LOGIC TOLL OPERATIONS													
State Pool													
LOG2-Logic-Toll Rd.Operations	AR-0029	State Pool	11/10/08	Open	<u>0.1289</u>	<u>35,112,713.22</u>	<u>35,112,713.22</u>	<u>0.00</u>	<u>3,844.32</u>	<u>0.00</u>	<u>0.00</u>	<u>174,044.30</u>	<u>0.00</u>
State Pool Total					<u>0.1289</u>	<u>35,112,713.22</u>	<u>35,112,713.22</u>	<u>0.00</u>	<u>3,844.32</u>	<u>0.00</u>	<u>0.00</u>	<u>174,044.30</u>	<u>0.00</u>
LOG2 - LOGIC TOLL OPERATIONS Total					<u>0.1289</u>	<u>35,112,713.22</u>	<u>35,112,713.22</u>	<u>0.00</u>	<u>3,844.32</u>	<u>0.00</u>	<u>0.00</u>	<u>174,044.30</u>	<u>0.00</u>
LOG5 - LOGIC DRAINAGE													
State Pool													
LOG5-Logic-Drainage	AR-0032	State Pool	11/10/08	Open	<u>0.1289</u>	<u>522,135.06</u>	<u>522,135.06</u>	<u>0.00</u>	<u>57.14</u>	<u>0.00</u>	<u>0.00</u>	<u>24,378.83</u>	<u>0.00</u>
State Pool Total					<u>0.1289</u>	<u>522,135.06</u>	<u>522,135.06</u>	<u>0.00</u>	<u>57.14</u>	<u>0.00</u>	<u>0.00</u>	<u>24,378.83</u>	<u>0.00</u>
LOG5 - LOGIC DRAINAGE Total					<u>0.1289</u>	<u>522,135.06</u>	<u>522,135.06</u>	<u>0.00</u>	<u>57.14</u>	<u>0.00</u>	<u>0.00</u>	<u>24,378.83</u>	<u>0.00</u>
LOG8 - LOGIC ROAD & BRIDGE													

Interest Accrual

Ft. Bend County

Effective Interest - Actual Life
Receipts in Period
01/01/21 - 01/31/21

CUSIP	Invest Number	Security Description	Purchase Date	Sale Date	Yield Earned	Ending Par Val/Shares	Ending Amor Val/Cost	Purchased Interest	Int/Div Rec In the Perd	Int/Div Accrued In the Perd	PTD Purch Received	Int/Div Rec Purch/Date	Int/Div Accrued Purch/Date
State Pool													
LOG8-Logic-Road & Bridge	AR-0035	State Pool	11/10/08	Open	<u>0.1289</u>	<u>2,522,700.20</u>	<u>2,522,700.20</u>	<u>0.00</u>	<u>276.21</u>	<u>0.00</u>	<u>0.00</u>	<u>28,187.72</u>	<u>0.00</u>
State Pool Total					<u>0.1289</u>	<u>2,522,700.20</u>	<u>2,522,700.20</u>	<u>0.00</u>	<u>276.21</u>	<u>0.00</u>	<u>0.00</u>	<u>28,187.72</u>	<u>0.00</u>
LOG8 - LOGIC ROAD & BRIDGE Total					<u>0.1289</u>	<u>2,522,700.20</u>	<u>2,522,700.20</u>	<u>0.00</u>	<u>276.21</u>	<u>0.00</u>	<u>0.00</u>	<u>28,187.72</u>	<u>0.00</u>
MB02 - MBIA GENERAL													
State Pool													
MB02-MBIA General	AR-0015	State Pool	11/01/08	Open	<u>0.1281</u>	<u>155,984,601.81</u>	<u>155,984,601.81</u>	<u>0.00</u>	<u>6,022.25</u>	<u>0.00</u>	<u>0.00</u>	<u>713,952.18</u>	<u>0.00</u>
State Pool Total					<u>0.1281</u>	<u>155,984,601.81</u>	<u>155,984,601.81</u>	<u>0.00</u>	<u>6,022.25</u>	<u>0.00</u>	<u>0.00</u>	<u>713,952.18</u>	<u>0.00</u>
MB02 - MBIA GENERAL Total					<u>0.1281</u>	<u>155,984,601.81</u>	<u>155,984,601.81</u>	<u>0.00</u>	<u>6,022.25</u>	<u>0.00</u>	<u>0.00</u>	<u>713,952.18</u>	<u>0.00</u>
MB03 - MBIA ROAD & BRIDGE													
State Pool													
MB03-MBIA Road & Bridge	AR-0016	State Pool	11/01/08	Open	<u>0.1303</u>	<u>7,573,903.54</u>	<u>7,573,903.54</u>	<u>0.00</u>	<u>495.33</u>	<u>0.00</u>	<u>0.00</u>	<u>114,642.69</u>	<u>0.00</u>
State Pool Total					<u>0.1303</u>	<u>7,573,903.54</u>	<u>7,573,903.54</u>	<u>0.00</u>	<u>495.33</u>	<u>0.00</u>	<u>0.00</u>	<u>114,642.69</u>	<u>0.00</u>
MB03 - MBIA ROAD & BRIDGE Total					<u>0.1303</u>	<u>7,573,903.54</u>	<u>7,573,903.54</u>	<u>0.00</u>	<u>495.33</u>	<u>0.00</u>	<u>0.00</u>	<u>114,642.69</u>	<u>0.00</u>
MB04 - MBIA DRAINAGE													
State Pool													
MB04-MBIA Drainage	AR-0017	State Pool	11/01/08	Open	<u>0.1286</u>	<u>6,289,079.99</u>	<u>6,289,079.99</u>	<u>0.00</u>	<u>264.00</u>	<u>0.00</u>	<u>0.00</u>	<u>144,372.39</u>	<u>2,620.73</u>
State Pool Total					<u>0.1286</u>	<u>6,289,079.99</u>	<u>6,289,079.99</u>	<u>0.00</u>	<u>264.00</u>	<u>0.00</u>	<u>0.00</u>	<u>144,372.39</u>	<u>2,620.73</u>
MB04 - MBIA DRAINAGE Total					<u>0.1286</u>	<u>6,289,079.99</u>	<u>6,289,079.99</u>	<u>0.00</u>	<u>264.00</u>	<u>0.00</u>	<u>0.00</u>	<u>144,372.39</u>	<u>2,620.73</u>
MB06 - MBIA TOLL RD OPERATIONS													
State Pool													
MB06-MBIA Toll Rd. Operations	AR-0019	State Pool	11/01/08	Open	<u>0.1316</u>	<u>53,973,030.79</u>	<u>53,973,030.79</u>	<u>0.00</u>	<u>6,031.12</u>	<u>0.00</u>	<u>0.00</u>	<u>660,197.23</u>	<u>38,363.64</u>
State Pool Total					<u>0.1316</u>	<u>53,973,030.79</u>	<u>53,973,030.79</u>	<u>0.00</u>	<u>6,031.12</u>	<u>0.00</u>	<u>0.00</u>	<u>660,197.23</u>	<u>38,363.64</u>
MB06 - MBIA TOLL RD OPERATIONS Total					<u>0.1316</u>	<u>53,973,030.79</u>	<u>53,973,030.79</u>	<u>0.00</u>	<u>6,031.12</u>	<u>0.00</u>	<u>0.00</u>	<u>660,197.23</u>	<u>38,363.64</u>
MB19 - MBIA FBC ASSIST DIST #2													
State Pool													
MB19-MBIA FBC ASSIST. DIST. #2	AR-0049	State Pool	05/13/20	Open	<u>0.1316</u>	<u>2,505,511.09</u>	<u>2,505,511.09</u>	<u>0.00</u>	<u>279.98</u>	<u>0.00</u>	<u>0.00</u>	<u>5,511.09</u>	<u>0.00</u>
State Pool Total					<u>0.1316</u>	<u>2,505,511.09</u>	<u>2,505,511.09</u>	<u>0.00</u>	<u>279.98</u>	<u>0.00</u>	<u>0.00</u>	<u>5,511.09</u>	<u>0.00</u>
MB19 - MBIA FBC ASSIST DIST #2 Total					<u>0.1316</u>	<u>2,505,511.09</u>	<u>2,505,511.09</u>	<u>0.00</u>	<u>279.98</u>	<u>0.00</u>	<u>0.00</u>	<u>5,511.09</u>	<u>0.00</u>
MB20 - MBIA FBC ASSIST DIST #4													
State Pool													
MB20- MBIA FBC ASSIST. DIST. #4	AR-0050	State Pool	05/13/20	Open	<u>0.1316</u>	<u>1,252,755.48</u>	<u>1,252,755.48</u>	<u>0.00</u>	<u>139.96</u>	<u>0.00</u>	<u>0.00</u>	<u>2,755.48</u>	<u>0.00</u>
State Pool Total					<u>0.1316</u>	<u>1,252,755.48</u>	<u>1,252,755.48</u>	<u>0.00</u>	<u>139.96</u>	<u>0.00</u>	<u>0.00</u>	<u>2,755.48</u>	<u>0.00</u>
MB20 - MBIA FBC ASSIST DIST #4 Total					<u>0.1316</u>	<u>1,252,755.48</u>	<u>1,252,755.48</u>	<u>0.00</u>	<u>139.96</u>	<u>0.00</u>	<u>0.00</u>	<u>2,755.48</u>	<u>0.00</u>
MB21 - MBIA ASSIST DIST #6													
State Pool													
MB21-MBIA FBC ASSIST. DIST. #6	AR-0051	State Pool	05/13/20	Open	<u>0.1316</u>	<u>2,004,408.88</u>	<u>2,004,408.88</u>	<u>0.00</u>	<u>223.99</u>	<u>0.00</u>	<u>0.00</u>	<u>4,408.88</u>	<u>0.00</u>
State Pool Total					<u>0.1316</u>	<u>2,004,408.88</u>	<u>2,004,408.88</u>	<u>0.00</u>	<u>223.99</u>	<u>0.00</u>	<u>0.00</u>	<u>4,408.88</u>	<u>0.00</u>
MB21 - MBIA ASSIST DIST #6 Total					<u>0.1316</u>	<u>2,004,408.88</u>	<u>2,004,408.88</u>	<u>0.00</u>	<u>223.99</u>	<u>0.00</u>	<u>0.00</u>	<u>4,408.88</u>	<u>0.00</u>
MB23 - MBIA JUVENILE													
State Pool													
MB23-MBIA JUVENILE	AR-0053	State Pool	05/13/20	Open	<u>0.1316</u>	<u>9,512,857.79</u>	<u>9,512,857.79</u>	<u>0.00</u>	<u>1,062.99</u>	<u>0.00</u>	<u>0.00</u>	<u>12,857.79</u>	<u>0.00</u>
State Pool Total					<u>0.1316</u>	<u>9,512,857.79</u>	<u>9,512,857.79</u>	<u>0.00</u>	<u>1,062.99</u>	<u>0.00</u>	<u>0.00</u>	<u>12,857.79</u>	<u>0.00</u>
MB23 - MBIA JUVENILE Total					<u>0.1316</u>	<u>9,512,857.79</u>	<u>9,512,857.79</u>	<u>0.00</u>	<u>1,062.99</u>	<u>0.00</u>	<u>0.00</u>	<u>12,857.79</u>	<u>0.00</u>
MB24 - MBIA DEBT SERVICE													
State Pool													

Interest Accrual
Ft. Bend County
Effective Interest - Actual Life
Receipts in Period
01/01/21 - 01/31/21

13

CUSIP	Invest Number	Security Description	Purchase Date	Sale Date	Yield Earned	Ending Par Val/Shares	Ending Amor Val/Cost	Purchased Interest	Int/Div Rec In the Perd	Int/Div Accrued In the Perd	PTD Purch Received	Int/Div Rec Purch/Date	Int/Div Accrued Purch/Date
MB24-MBIA DEBT SERVICE	AR-0054	State Pool	05/13/20	Open	0.1287	45,002,078.94	45,002,078.94	0.00	1,957.27	0.00	0.00	33,801.70	0.00
State Pool Total					0.1287	45,002,078.94	45,002,078.94	0.00	1,957.27	0.00	0.00	33,801.70	0.00
MB24 - MBIA DEBT SERVICE Total					0.1287	45,002,078.94	45,002,078.94	0.00	1,957.27	0.00	0.00	33,801.70	0.00
MB25 - MBIA DRAINAGE DEBT SERVICE													
State Pool													
MB25-MBIA DRAINAGE DEBT SERVICE	AR-0055	State Pool	05/13/20	Open	0.1316	1,002,204.35	1,002,204.35	0.00	111.97	0.00	0.00	2,204.35	0.00
State Pool Total					0.1316	1,002,204.35	1,002,204.35	0.00	111.97	0.00	0.00	2,204.35	0.00
MB25 - MBIA DRAINAGE DEBT SERVICE Total					0.1316	1,002,204.35	1,002,204.35	0.00	111.97	0.00	0.00	2,204.35	0.00
MB26 - MBIA FACILITIES BOND 2018													
State Pool													
MB26-FACILITIES BOND 2018	AR-0056	State Pool	05/13/20	Open	0.1316	14,030,861.73	14,030,861.73	0.00	1,567.84	0.00	0.00	30,861.73	0.00
State Pool Total					0.1316	14,030,861.73	14,030,861.73	0.00	1,567.84	0.00	0.00	30,861.73	0.00
MB26 - MBIA FACILITIES BOND 2018 Total					0.1316	14,030,861.73	14,030,861.73	0.00	1,567.84	0.00	0.00	30,861.73	0.00
MB27 - MBIA TX HERITAGE PARKWAY 2020													
State Pool													
MB27-MBIA TX HERITAGE PARKWAY	AR-0057	State Pool	05/13/20	Open	0.1316	20,002,478.48	20,002,478.48	0.00	2,235.14	0.00	0.00	32,857.83	0.00
State Pool Total					0.1316	20,002,478.48	20,002,478.48	0.00	2,235.14	0.00	0.00	32,857.83	0.00
MB27 - MBIA TX HERITAGE PARKWAY 2020 Total					0.1316	20,002,478.48	20,002,478.48	0.00	2,235.14	0.00	0.00	32,857.83	0.00
TT00 - TEXAS TERM GENERAL													
State Pool													
TT00-TX TERM General	AR-0022	State Pool	11/01/08	Open	0.0769	1,071.60	1,071.60	0.00	0.07	0.00	0.00	21,456.37	0.00
State Pool Total					0.0769	1,071.60	1,071.60	0.00	0.07	0.00	0.00	21,456.37	0.00
TT00 - TEXAS TERM GENERAL Total					0.0769	1,071.60	1,071.60	0.00	0.07	0.00	0.00	21,456.37	0.00
TT02 - TEXAS TERM TOLL OPERATIONS													
State Pool													
TT02-TX TERM Toll Rd. Operation	AR-0024	State Pool	11/01/08	Open	0.0770	1,070.38	1,070.38	0.00	0.07	0.00	0.00	18,000.28	0.00
State Pool Total					0.0770	1,070.38	1,070.38	0.00	0.07	0.00	0.00	18,000.28	0.00
TT02 - TEXAS TERM TOLL OPERATIONS Total					0.0770	1,070.38	1,070.38	0.00	0.07	0.00	0.00	18,000.28	0.00
TT04 - TEXAS TERM ROAD & BRIDGE													
State Pool													
TT04-TX TERM Road & Bridge	AR-0026	State Pool	11/01/08	Open	0.0771	1,068.43	1,068.43	0.00	0.07	0.00	0.00	8,275.71	0.00
State Pool Total					0.0771	1,068.43	1,068.43	0.00	0.07	0.00	0.00	8,275.71	0.00
TT04 - TEXAS TERM ROAD & BRIDGE Total					0.0771	1,068.43	1,068.43	0.00	0.07	0.00	0.00	8,275.71	0.00
TT05 - TEXAS TERM DRAINAGE													
State Pool													
TT05-TX TERM Drainage	AR-0027	State Pool	11/01/08	Open	0.0664	354.45	354.45	0.00	0.02	0.00	0.00	5,033.72	0.00
State Pool Total					0.0664	354.45	354.45	0.00	0.02	0.00	0.00	5,033.72	0.00
TT05 - TEXAS TERM DRAINAGE Total					0.0664	354.45	354.45	0.00	0.02	0.00	0.00	5,033.72	0.00

Premium/Discount Amortization

Ft. Bend County

Effective Interest - Actual Life

Receipts in Period

01/01/21 - 01/31/21

14

CUSIP	Invest Number	Security Description	Purchase Date	Amortiz Date	Yield Earned	Beginning Par Val/Shares	Beginning Unamor Val/Cost	Premium Discount	Ending Par Val/Shares	Ending Amor Val/Cost	Unamor Prem/Dscnt	Amortization In the Perd	Amortization Purch/Date
Money Market													
Cadence-Money Market Accts	AR-0058	Money Market	01/31/21	Open	5.5588	0.00	0.00	0.00	228,559,676.53	228,559,676.53	0.00	0.00	0.00
Money Market Total					5.5588	0.00	0.00	0.00	228,559,676.53	228,559,676.53	0.00	0.00	0.00
State Pool													
MB02-MBIA General	AR-0015	State Pool	11/01/08	Open	0.1281	25,978,579.56	25,978,579.56	0.00	155,984,601.81	155,984,601.81	0.00	0.00	0.00
MB03-MBIA Road & Bridge	AR-0016	State Pool	11/01/08	Open	0.1303	3,573,408.21	3,573,408.21	0.00	7,573,903.54	7,573,903.54	0.00	0.00	0.00
MB04-MBIA Drainage	AR-0017	State Pool	11/01/08	Open	0.1286	1,288,815.99	1,288,815.99	0.00	6,289,079.99	6,289,079.99	0.00	0.00	0.00
MB06-MBIA Toll Rd. Operations	AR-0019	State Pool	11/01/08	Open	0.1316	53,966,999.67	53,966,999.67	0.00	53,973,030.79	53,973,030.79	0.00	0.00	0.00
TT00-TX TERM General	AR-0022	State Pool	11/01/08	Open	0.0769	1,071.53	1,071.53	0.00	1,071.60	1,071.60	0.00	0.00	0.00
TT02-TX TERM Toll Rd. Operation	AR-0024	State Pool	11/01/08	Open	0.0770	1,070.31	1,070.31	0.00	1,070.38	1,070.38	0.00	0.00	0.00
TT04-TX TERM Road & Bridge	AR-0026	State Pool	11/01/08	Open	0.0771	1,068.36	1,068.36	0.00	1,068.43	1,068.43	0.00	0.00	0.00
TT05-TX TERM Drainage	AR-0027	State Pool	11/01/08	Open	0.0664	354.43	354.43	0.00	354.45	354.45	0.00	0.00	0.00
LOG1-Logic- General	AR-0028	State Pool	11/10/08	Open	0.1289	742,679.19	742,679.19	0.00	742,760.51	742,760.51	0.00	0.00	0.00
LOG2-Logic-Toll Rd. Operations	AR-0029	State Pool	11/10/08	Open	0.1289	35,108,868.90	35,108,868.90	0.00	35,112,713.22	35,112,713.22	0.00	0.00	0.00
LOG5-Logic-Drainage	AR-0032	State Pool	11/10/08	Open	0.1289	522,077.92	522,077.92	0.00	522,135.06	522,135.06	0.00	0.00	0.00
LOG8-Logic-Road & Bridge	AR-0035	State Pool	11/10/08	Open	0.1289	2,522,423.99	2,522,423.99	0.00	2,522,700.20	2,522,700.20	0.00	0.00	0.00
MB12-MBIA ESD 100 AGREEMENT	AR-0041	State Pool	08/31/16	Open	0.1316	1,989,478.16	1,989,478.16	0.00	1,989,700.50	1,989,700.50	0.00	0.00	0.00
MB14-MBIA GR PARKWAY OPERATIONS	AR-0043	State Pool	08/31/16	Open	0.1316	34,895,081.86	34,895,081.86	0.00	34,898,981.62	34,898,981.62	0.00	0.00	0.00
MB17 - SR LIEN BOND 2016	AR-0046	State Pool	12/09/16	Open	0.1316	8,016,739.29	8,016,739.29	0.00	8,017,635.21	8,017,635.21	0.00	0.00	0.00
LO10-LOGIC-COUNTY'S CARE ACT	AR-0047	State Pool	05/12/20	Open	0.1322	47,140,826.98	47,140,826.98	0.00	22,145,285.99	22,145,285.99	0.00	0.00	0.00
MB19-MBIA FBC ASSIST. DIST. #2	AR-0049	State Pool	05/13/20	Open	0.1316	2,505,231.11	2,505,231.11	0.00	2,505,511.09	2,505,511.09	0.00	0.00	0.00
MB20- MBIA FBC ASSIST. DIST. #4	AR-0050	State Pool	05/13/20	Open	0.1316	1,252,615.52	1,252,615.52	0.00	1,252,755.48	1,252,755.48	0.00	0.00	0.00
MB21-MBIA FBC ASSIST. DIST. #6	AR-0051	State Pool	05/13/20	Open	0.1316	2,004,184.89	2,004,184.89	0.00	2,004,408.88	2,004,408.88	0.00	0.00	0.00
MB23-MBIA JUVENILE	AR-0053	State Pool	05/13/20	Open	0.1316	9,511,794.80	9,511,794.80	0.00	9,512,857.79	9,512,857.79	0.00	0.00	0.00
MB24-MBIA DEBT SERVICE	AR-0054	State Pool	05/13/20	Open	0.1287	10,000,121.67	10,000,121.67	0.00	45,002,078.94	45,002,078.94	0.00	0.00	0.00
MB25-MBIA DRAINAGE DEBT SERVICE	AR-0055	State Pool	05/13/20	Open	0.1316	1,002,092.38	1,002,092.38	0.00	1,002,204.35	1,002,204.35	0.00	0.00	0.00
MB26-FACILITIES BOND 2018	AR-0056	State Pool	05/13/20	Open	0.1316	14,029,293.89	14,029,293.89	0.00	14,030,861.73	14,030,861.73	0.00	0.00	0.00
MB27-MBIA TX HERITAGE PARKWAY	AR-0057	State Pool	05/13/20	Open	0.1316	20,000,243.34	20,000,243.34	0.00	20,002,478.48	20,002,478.48	0.00	0.00	0.00
State Pool Total					0.1305	276,055,121.95	276,055,121.95	0.00	425,089,250.04	425,089,250.04	0.00	0.00	0.00
Investment Total					0.2574	276,055,121.95	276,055,121.95	0.00	653,648,926.57	653,648,926.57	0.00	0.00	0.00

Open Investments

Ft. Bend County

Effective Interest - Actual Life
Receipts in Period
01/31/21

CUSIP	Invest Number	Security Description	Invest Class	Purchase Date	Call Date	Purchase Institut	SafeKeep Institut	Issuing Institut	Yield Matur	Yield Call	Original Unit Cost	Original Par Val/Shares	Original Princ/Cost	Orig Prem Discount	Ending Unit Price	Ending Par Val/Shares	Ending Amor Val/Cost	Ending Prem/Dscnt
Money Market																		
Cadence-Money Market Accts																		
	AR-0058	Money Market		01/31/21	Open	101	None	101	0.1500	0.1500	1.000000	210,194,488.52	210,194,488.52	0.00	1.000000	228,559,676.53	228,559,676.53	0.00
Money Market Total																		
									<u>0.1500</u>	<u>0.1500</u>	<u>1.000000</u>	<u>210,194,488.52</u>	<u>210,194,488.52</u>	<u>0.00</u>	<u>1.000000</u>	<u>228,559,676.53</u>	<u>228,559,676.53</u>	<u>0.00</u>
State Pool																		
MB02-MBIA General																		
	AR-0015	State Pool		11/01/08	Open	2000	None	2000	0.1316	0.1316	1.000000	17,374,917.83	17,374,917.83	0.00	1.000000	155,984,601.81	155,984,601.81	0.00
MB03-MBIA Road & Bridge																		
	AR-0016	State Pool		11/01/08	Open	2000	None	2000	0.1316	0.1316	1.000000	2,856,438.24	2,856,438.24	0.00	1.000000	7,573,903.54	7,573,903.54	0.00
MB04-MBIA Drainage																		
	AR-0017	State Pool		11/01/08	Open	2000	None	2000	0.1316	0.1316	1.000000	1,267,218.21	1,267,218.21	0.00	1.000000	6,289,079.99	6,289,079.99	0.00
MB06-MBIA Toll Rd. Operations																		
	AR-0019	State Pool		11/01/08	Open	2000	None	2000	0.1316	0.1316	1.000000	3,143,377.27	3,143,377.27	0.00	1.000000	53,973,030.79	53,973,030.79	0.00
TT00-TX TERM General																		
	AR-0022	State Pool		11/01/08	Open	2005	None	2005	0.0700	0.0700	1.000000	10,006,437.87	10,006,437.87	0.00	1.000000	1,071.60	1,071.60	0.00
TT02-TX TERM Toll Rd. Operation																		
	AR-0024	State Pool		11/01/08	Open	2005	None	2005	0.0700	0.0700	0.000000	0.00	0.00	0.00	1.000000	1,070.38	1,070.38	0.00
TT04-TX TERM Road & Bridge																		
	AR-0026	State Pool		11/01/08	Open	2005	None	2005	0.0700	0.0700	1.000000	10,463.28	10,463.28	0.00	1.000000	1,068.43	1,068.43	0.00
TT05-TX TERM Drainage																		
	AR-0027	State Pool		11/01/08	Open	2005	None	2005	0.0700	0.0700	1.000000	109,774.61	109,774.61	0.00	1.000000	354.45	354.45	0.00
LOG1-Logic- General																		
	AR-0028	State Pool		11/10/08	Open	200	None	200	0.1289	0.1289	1.000000	10,000,000.00	10,000,000.00	0.00	1.000000	742,760.51	742,760.51	0.00
LOG2-Logic-Toll Rd.Operations																		
	AR-0029	State Pool		11/10/08	Open	200	None	200	0.1289	0.1289	1.000000	2,000,000.00	2,000,000.00	0.00	1.000000	35,112,713.22	35,112,713.22	0.00
LOG5-Logic-Drainage																		
	AR-0032	State Pool		11/10/08	Open	200	None	200	0.1289	0.1289	1.000000	500,000.00	500,000.00	0.00	1.000000	522,135.06	522,135.06	0.00
LOG8-Logic-Road & Bridge																		
	AR-0035	State Pool		11/10/08	Open	200	None	200	0.1289	0.1289	1.000000	1,000,000.00	1,000,000.00	0.00	1.000000	2,522,700.20	2,522,700.20	0.00
MB12-MBIA ESD 100 AGREEMENT																		
	AR-0041	State Pool		08/31/16	Open	2000	None	2000	0.1316	0.1316	1.000000	3,900,000.00	3,900,000.00	0.00	1.000000	1,989,700.50	1,989,700.50	0.00
MB14-MBIA GR PARKWAY OPERATIONS																		
	AR-0043	State Pool		08/31/16	Open	2000	None	2000	0.1316	0.1316	1.000000	8,500,000.00	8,500,000.00	0.00	1.000000	34,898,981.62	34,898,981.62	0.00
MB17 - SR LIEN BOND 2016																		
	AR-0046	State Pool		12/09/16	Open	2000	None	2000	0.1316	0.1316	1.000000	35,000,000.00	35,000,000.00	0.00	1.000000	8,017,635.21	8,017,635.21	0.00
LO10-LOGIC-COUNTY'S CARE ACT																		
	AR-0047	State Pool		05/12/20	Open	200	None	200	0.1289	0.1289	1.000000	67,000,000.00	67,000,000.00	0.00	1.000000	22,145,285.99	22,145,285.99	0.00
MB19-MBIA FBC ASSIST. DIST. #2																		
	AR-0049	State Pool		05/13/20	Open	2000	None	2000	0.1316	0.1316	1.000000	2,500,000.00	2,500,000.00	0.00	1.000000	2,505,511.09	2,505,511.09	0.00
MB20- MBIA FBC ASSIST. DIST. #4																		
	AR-0050	State Pool		05/13/20	Open	2000	None	2000	0.1316	0.1316	1.000000	1,250,000.00	1,250,000.00	0.00	1.000000	1,252,755.48	1,252,755.48	0.00
MB21-MBIA FBC ASSIST. DIST. #6																		
	AR-0051	State Pool		05/13/20	Open	2000	None	2000	0.1316	0.1316	1.000000	2,000,000.00	2,000,000.00	0.00	1.000000	2,004,408.88	2,004,408.88	0.00
MB23-MBIA JUVENILE																		
	AR-0053	State Pool		05/13/20	Open	2000	None	2000	0.1316	0.1316	1.000000	8,000,000.00	8,000,000.00	0.00	1.000000	9,512,857.79	9,512,857.79	0.00
MB24-MBIA DEBT SERVICE																		
	AR-0054	State Pool		05/13/20	Open	2000	None	2000	0.1316	0.1316	1.000000	21,000,000.00	21,000,000.00	0.00	1.000000	45,002,078.94	45,002,078.94	0.00
MB25-MBIA DRAINAGE DEBT SERVICE																		
	AR-0055	State Pool		05/13/20	Open	2000	None	2000	0.1316	0.1316	1.000000	1,000,000.00	1,000,000.00	0.00	1.000000	1,002,204.35	1,002,204.35	0.00
MB26-FACILITIES BOND 2018																		
	AR-0056	State Pool		05/13/20	Open	2000	None	2000	0.1316	0.1316	1.000000	14,000,000.00	14,000,000.00	0.00	1.000000	14,030,861.73	14,030,861.73	0.00
MB27-MBIA TX HERITAGE PARKWAY																		
	AR-0057	State Pool		05/13/20	Open	2000	None	2000	0.1316	0.1316	1.000000	17,000,000.00	17,000,000.00	0.00	1.000000	20,002,478.48	20,002,478.48	0.00
State Pool Total																		
									<u>0.1312</u>	<u>0.1312</u>	<u>1.000000</u>	<u>229,418,627.31</u>	<u>229,418,627.31</u>	<u>0.00</u>	<u>1.000000</u>	<u>425,089,250.04</u>	<u>425,089,250.04</u>	<u>0.00</u>
Investment Total																		
									<u>0.1378</u>	<u>0.1378</u>	<u>1.000000</u>	<u>439,613,115.83</u>	<u>439,613,115.83</u>	<u>0.00</u>	<u>1.000000</u>	<u>653,648,926.57</u>	<u>653,648,926.57</u>	<u>0.00</u>

Open Investments

Ft. Bend County

Effective Interest - Actual Life
Receipts in Period
01/31/21

Showing Ending Par Val/Shares: \$653,648,926.57



FBC INVESTMENT TRAILING 12 MONTHS

Open		FARMERS											Prosperity	Prosperity -
Investments		MAC DN	FFCB	FHLB	FHLMC	FNMA	FNMA	DISCOUNT	NOTE	State Pool	Money Market	Invst. Acct.		
\$ 436,266,124	1/31/2020	\$ -	\$ -	\$ -	\$ -	\$ -	\$ -	\$ -	\$ -	\$ 22,051,886	\$ 414,214,238	\$ -	\$ -	\$ -
\$ 445,860,546	2/28/2020	\$ -	\$ -	\$ -	\$ -	\$ -	\$ -	\$ -	\$ -	\$ 22,082,825	\$ 423,777,721	\$ -	\$ -	\$ -
\$ 432,857,892	3/31/2020	\$ -	\$ -	\$ -	\$ -	\$ -	\$ -	\$ -	\$ -	\$ 22,110,095	\$ 410,747,797	\$ -	\$ -	\$ -
\$ 544,568,633	4/30/2020	\$ -	\$ -	\$ -	\$ -	\$ -	\$ -	\$ -	\$ -	\$ 193,238,431	\$ 351,330,202	\$ -	\$ -	\$ -
\$ 523,738,003	5/31/2020	\$ -	\$ -	\$ -	\$ -	\$ -	\$ -	\$ -	\$ -	\$ 404,698,430	\$ 119,039,573	\$ -	\$ -	\$ -
\$ 597,671,929	6/30/2020	\$ -	\$ -	\$ -	\$ -	\$ -	\$ -	\$ -	\$ -	\$ 392,395,341	\$ 205,276,588	\$ -	\$ -	\$ -
\$ 582,929,460	7/31/2020	\$ -	\$ -	\$ -	\$ -	\$ -	\$ -	\$ -	\$ -	\$ 388,541,826	\$ 194,387,634	\$ -	\$ -	\$ -
\$ 528,856,448	8/31/2020	\$ -	\$ -	\$ -	\$ -	\$ -	\$ -	\$ -	\$ -	\$ 344,641,682	\$ 184,214,766	\$ -	\$ -	\$ -
\$ 475,703,121	9/30/2020	\$ -	\$ -	\$ -	\$ -	\$ -	\$ -	\$ -	\$ -	\$ 313,084,724	\$ 162,618,397	\$ -	\$ -	\$ -
\$ 447,643,947	10/31/2020	\$ -	\$ -	\$ -	\$ -	\$ -	\$ -	\$ -	\$ -	\$ 274,128,242	\$ 173,515,705	\$ -	\$ -	\$ -
\$ 413,872,707	11/30/2020	\$ -	\$ -	\$ -	\$ -	\$ -	\$ -	\$ -	\$ -	\$ 238,129,414	\$ 175,743,293	\$ -	\$ -	\$ -
\$ 486,249,610	12/31/2020	\$ -	\$ -	\$ -	\$ -	\$ -	\$ -	\$ -	\$ -	\$ 276,055,122	\$ 210,194,488	\$ -	\$ -	\$ -
\$ 653,648,927	1/31/2021	\$ -	\$ -	\$ -	\$ -	\$ -	\$ -	\$ -	\$ -	\$ 425,089,250	\$ 228,559,677	\$ -	\$ -	\$ -

Wendt, Sandra

From: Laura Turner (111) <Laura.Turner@prosperitybankusa.com>
Sent: Monday, January 4, 2021 10:06 AM
To: Surratt, Carrie; Brogdon, Jennifer; Segura, Maria; Elster, Melissa; Wendt, Sandra
Subject: January interest rates

Good morning,

The rate for January will be 0.25% on all NOW accounts and the following on the Money Market Accounts:

Tier 1 \$0-\$9,999.99 0.05% 0.25%
 Tier 2 \$10,000-\$24,999.99 0.05% 0.25%
 Tier 3 \$25,000-\$49,999.99 0.10% 0.30%
 Tier 4 \$50,000-\$99,999.99 0.15% 0.35%
 Tier 5 \$100,000-\$249,999.99 0.20% 0.40%
 Tier 6 \$250,000-\$999,999.99 0.25% 0.45%

Thank you!
 Laura

Laura Turner

Assistant Vice President

Lending Assistant

Prosperity Bank

Sugar Land Banking Center

14060 Southwest Freeway, Sugar Land TX 77478

Phone: 281-269-7200

Direct: 281-269-7254

Fax: 281-269-7108

Shoretel: 37254

Email: Laura.Turner@ProsperityBankUSA.com

NYSE: PB

Handy information should the need arise.....

281-242-4762 *Fastline*

1.866.985.2273 *To Activate & Pin your Debit Card*

1.800.684.2132 *Report your card Lost/Stolen ATM/Debit Card*

1.800.531.1401 *Customer Service Center Mon-->Fri. 7am-7pm & Sat. 9am-5pm (can also assist with debit card issues).*



Please consider the environment before printing this e-mail - think Green



2/4/2021



To Whom It May Concern,

In accordance with Cadence Bank's Depository Bid, the interest rate for the month of January 2021 is a fixed rate of 0.15% for all Fort Bend County interest-bearing accounts.

Sincerely,

Beth Wermeling

Beth Wermeling
SVP, Treasury Management Officer
Cadence Bank N.A.



Texas CLASS

Texas CLASS MONTHLY YIELD: 0.1316%

Date	Dividend Rate	Daily Yield
01/01/2021	0.000000000	0.1551%
01/02/2021	0.000000000	0.1551%
01/03/2021	0.000000000	0.1551%
01/04/2021	0.000003701	0.1351%
01/05/2021	0.000003976	0.1451%
01/06/2021	0.000003976	0.1451%
01/07/2021	0.000003975	0.1451%
01/08/2021	0.000011925	0.1451%
01/09/2021	0.000000000	0.1451%
01/10/2021	0.000000000	0.1451%
01/11/2021	0.000003702	0.1351%
01/12/2021	0.000003706	0.1351%
01/13/2021	0.000003427	0.1251%
01/14/2021	0.000003428	0.1251%
01/15/2021	0.000013708	0.1251%
01/16/2021	0.000000000	0.1251%
01/17/2021	0.000000000	0.1251%
01/18/2021	0.000000000	0.1251%
01/19/2021	0.000003444	0.1257%
01/20/2021	0.000003428	0.1251%
01/21/2021	0.000003153	0.1151%
01/22/2021	0.000009462	0.1151%
01/23/2021	0.000000000	0.1151%
01/24/2021	0.000000000	0.1151%
01/25/2021	0.000003426	0.1251%
01/26/2021	0.000003427	0.1251%
01/27/2021	0.000003428	0.1251%
01/28/2021	0.000003427	0.1251%
01/29/2021	0.000010284	0.1251%
01/30/2021	0.000000000	0.1251%
01/31/2021	0.000000000	0.1251%

Performance results are shown net of all fees and expenses and reflect the reinvestment of dividends and other earnings. Many factors affect performance including changes in market conditions and interest rates and in response to other economic, political, or financial developments. Investment involves risk including the possible loss of principal. No assurance can be given that the performance objectives of a given strategy will be achieved. **Past performance is no guarantee of future results. Any financial and/or investment decision may incur losses.**

Current Rates:

January 31, 2021

Current Yield¹

0.06%

Historical Rates

Monthly Distribution Yields²

	<u>2011</u>	<u>2012</u>	<u>2013</u>	<u>2014</u>	<u>2015</u>	<u>2016</u>	<u>2017</u>	<u>2018</u>	<u>2019</u>	<u>2020</u>	<u>2021</u>
January	0.14%	0.08%	0.12%	0.04%	0.07%	0.35%	0.58%	1.34%	2.40%	1.61%	0.07%
February	0.17%	0.10%	0.10%	0.04%	0.08%	0.39%	0.59%	1.40%	2.40%	1.58%	
March	0.14%	0.10%	0.10%	0.04%	0.09%	0.41%	0.66%	1.50%	2.41%	1.20%	
April	0.10%	0.10%	0.08%	0.04%	0.09%	0.42%	0.75%	1.65%	2.42%	0.83%	
May	0.09%	0.12%	0.08%	0.04%	0.09%	0.43%	0.76%	1.75%	2.41%	0.41%	
June	0.09%	0.13%	0.05%	0.04%	0.09%	0.44%	0.85%	1.85%	2.41%	0.24%	
July	0.06%	0.13%	0.05%	0.05%	0.10%	0.45%	0.96%	1.96%	2.38%	0.22%	
August	0.08%	0.13%	0.05%	0.06%	0.11%	0.47%	1.00%	1.99%	2.21%	0.16%	
September	0.07%	0.13%	0.05%	0.06%	0.13%	0.50%	1.03%	2.03%	2.15%	0.14%	
October	0.07%	0.13%	0.04%	0.06%	0.15%	0.47%	1.05%	2.15%	1.97%	0.12%	
November	0.08%	0.13%	0.04%	0.06%	0.15%	0.45%	1.09%	2.21%	1.74%	0.10%	
December	0.11%	0.13%	0.04%	0.07%	0.23%	0.50%	1.21%	2.32%	1.66%	0.09%	

**Call Toll-Free
1-866-TEX-TERM**

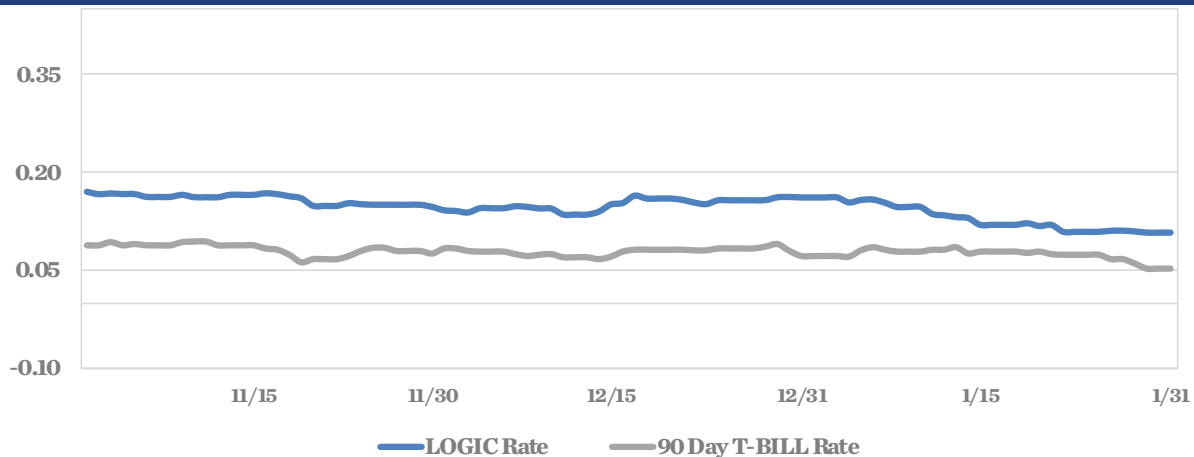
Past performance is not indicative of future results and yields may vary.

(1) The current yield, which is also known as the current annualized yield or current seven-day yield, represents the net change, exclusive of capital changes and income other than investment income, in the value of a hypothetical account with a balance of one share (normally \$1.00 per share) over a seven-day base period expressed as a percentage of the value of one share at the beginning of the seven-day period. This resulting net change in account value is then annualized by multiplying it by 365 and dividing the result by 7. The yields shown may reflect fee waivers by service providers that subsidize and reduce the total operating expenses of the TexasDAILY portfolio. Portfolio yields would be lower if there were no such waivers.

(2) The monthly distribution yield represents the sum of a month's one-day allocation factors divided by the number of days in that month, and multiplied by 365. The yields shown may reflect fee waivers by service providers that subsidize and reduce the total operating expenses of the TexasDAILY portfolio. Portfolio yields would be lower if there were no such waivers.

*This information is for institutional investor use only, not for further distribution to retail investors, and does not represent an offer to sell or a solicitation of an offer to buy or sell any fund or other security. Investors should consider the Pool's investment objectives, risks, charges and expenses before investing. This and other information about the Pool is available in the Pool's Information Statement, which should be read carefully before investing. A copy of the Pool's Information Statement may be obtained by calling 1-866-839-8376 or is available on the Pool's website at www.texasterm.net. While TexasDAILY seeks to maintain a stable net asset value of \$1.00 per share and TexasTERM seeks to achieve a net asset value of \$1.00 per share at its stated maturity, it is possible to lose money investing in the Pool. An investment in the Pool is not insured or guaranteed by the Federal Deposit Insurance Corporation or any other government agency. Shares of the Pool are distributed by **PFM Fund Distributors, Inc.**, member Financial Industry Regulatory Authority (FINRA) (www.finra.org) and Securities Investor Protection Corporation (SIPC) (www.sipc.org). PFM Fund Distributors, Inc. is a wholly owned subsidiary of PFM Asset Management LLC.*

LOGIC VERSUS 90-DAY TREASURY BILL



This material is for information purposes only. This information does not represent an offer to buy or sell a security. The above rate information is obtained from sources that are believed to be reliable; however, its accuracy or completeness may be subject to change. The LOGIC management fee may be waived in full or in part at the discretion of the LOGIC co-administrators and the LOGIC rate for the period shown reflects waiver of fees. This table represents historical investment performance/return to the customer, net of fees, and is not an indication of future performance. An investment in the security is not insured or guaranteed by the Federal Deposit Insurance Corporation or any other government agency. Although the issuer seeks to preserve the value of an investment of \$1.00 per share, it is possible to lose money by investing in the security. Information about these and other program details are in the fund's Information Statement which should be read carefully before investing. The yield on the 90-Day Treasury Bill ("T-Bill Yield") is shown for comparative purposes only. When comparing the investment returns of the LOGIC pool to the T-Bill Yield, you should know that the LOGIC pool consists of allocations of specific diversified securities as detailed in the respective Information Statements. The T-Bill Yield is taken from Bloomberg Finance L.P. and represents the daily closing yield on the then current 90-Day T-Bill. The LOGIC yield is calculated in accordance with regulations governing the registration of open-end management investment companies under the Investment Company Act of 1940 as promulgated from time to time by the federal Securities and Exchange Commission.

DAILY SUMMARY FOR JANUARY 2021

DATE	MNY MKT FUND EQUIV. [SEC Std.]	DAILY ALLOCATION FACTOR	INVESTED BALANCE	MARKET VALUE PER SHARE	WAM DAYS (1)*	WAL DAYS (2)*
1/1/2021	0.1614%	0.000004422	\$8,800,157,115.22	1.000085	54	70
1/2/2021	0.1614%	0.000004422	\$8,800,157,115.22	1.000085	54	70
1/3/2021	0.1614%	0.000004422	\$8,800,157,115.22	1.000085	54	70
1/4/2021	0.1537%	0.000004211	\$9,015,442,422.34	1.000096	56	70
1/5/2021	0.1575%	0.000004315	\$9,080,786,467.86	1.000101	57	72
1/6/2021	0.1582%	0.000004333	\$9,076,417,185.50	1.000103	57	72
1/7/2021	0.1533%	0.000004201	\$9,090,465,604.32	1.000107	57	71
1/8/2021	0.1468%	0.000004021	\$9,159,514,276.74	1.000102	55	70
1/9/2021	0.1468%	0.000004021	\$9,159,514,276.74	1.000102	55	70
1/10/2021	0.1468%	0.000004021	\$9,159,514,276.74	1.000102	55	70
1/11/2021	0.1358%	0.000003720	\$9,222,720,920.65	1.000112	56	70
1/12/2021	0.1338%	0.000003666	\$9,240,099,265.94	1.000115	57	71
1/13/2021	0.1311%	0.000003591	\$9,361,718,680.93	1.000121	66	70
1/14/2021	0.1296%	0.000003552	\$9,373,884,857.75	1.000120	56	70
1/15/2021	0.1192%	0.000003266	\$9,420,787,983.39	1.000106	53	66
1/16/2021	0.1192%	0.000003266	\$9,420,787,983.39	1.000106	53	66
1/17/2021	0.1192%	0.000003266	\$9,420,787,983.39	1.000106	53	66
1/18/2021	0.1192%	0.000003266	\$9,420,787,983.39	1.000106	53	66
1/19/2021	0.1216%	0.000003331	\$9,430,935,916.25	1.000116	56	69
1/20/2021	0.1173%	0.000003214	\$9,461,398,479.28	1.000120	56	69
1/21/2021	0.1191%	0.000003264	\$9,496,225,545.07	1.000120	55	67
1/22/2021	0.1084%	0.000002969	\$9,522,677,189.24	1.000120	54	66
1/23/2021	0.1084%	0.000002969	\$9,522,677,189.24	1.000120	54	66
1/24/2021	0.1084%	0.000002969	\$9,522,677,189.24	1.000120	54	66
1/25/2021	0.1085%	0.000002972	\$9,556,558,926.87	1.000128	54	66
1/26/2021	0.1100%	0.000003014	\$9,652,180,938.50	1.000128	53	66
1/27/2021	0.1102%	0.000003018	\$9,685,415,055.76	1.000129	55	70
1/28/2021	0.1090%	0.000002985	\$9,720,164,269.65	1.000129	57	72
1/29/2021	0.1072%	0.000002937	\$9,748,281,870.13	1.000122	54	69
1/30/2021	0.1072%	0.000002937	\$9,748,281,870.13	1.000122	54	69
1/31/2021	0.1072%	0.000002937	\$9,748,281,870.13	1.000122	54	69
Average	0.1289%	0.000003532	\$9,349,659,929.81		55	69

Cadence Bank
Money Market Accounts
January 31, 2021

FUND	DESCRIPTION	BEGINNING BALANCE	DEPOSITS	WITH- DRAWALS	INTEREST	ENDING BALANCE
100	General Operating	67,702,092.08	212,938,143.21	196,458,062.88	14,392.48	84,196,564.89
150	Juvenile Operations	5,431,791.05	2,298,291.65	1,329,040.36	681.81	6,401,724.15
155	Road & Bridge	2,630,959.11	6,979,989.61	6,443,585.98	637.17	3,167,999.91
160	Drainage District	884,833.39	11,390,456.08	7,287,106.53	709.49	4,988,892.43
165	Lateral Road	1,254,642.52	-	-	159.84	1,254,802.36
170	Statue Restoration	4,614.68	-	-	0.59	4,615.27
175	City Water Assistance	2,575.70	487.00	456.65	0.33	2,606.38
185	Entex Contributions	4.71	-	-	-	4.71
190	H L & P Assistance	17,785.73	10,000.00	1,149.17	2.47	26,639.03
195	County Law Library	1,315,841.48	32,026.47	47,215.11	168.89	1,300,821.73
200	Law Enforcement Academy	447,785.48	12,285.00	10,248.92	57.54	449,879.10
205	Surface Water Supply Corp.	8,340.21	-	-	1.06	8,341.27
206	Industrial Development Corp	23,202.15	-	-	2.96	23,205.11
207	FBC Historical Commission	10,197.13	-	-	1.30	10,198.43
215	Library Donations	107,486.72	381.00	517.82	13.68	107,363.58
225	FBC Asset Forfeiture-Task-State	885,255.90	180,163.85	3,725.37	130.25	1,061,824.63
235	Probate Court Training	143,276.41	980.04	-	18.33	144,274.78
245	Alert Program-Juvenile	55,750.71	-	-	7.10	55,757.81
255	D A Asset Forfeiture-Fed.	55.45	-	-	0.01	55.46
265	Gus George Memorial	4,690.85	-	-	0.60	4,691.45
275	D A Special Fund Run	8,153.62	-	-	1.04	8,154.66
280	Co.Atty.Supplemental Salary	278,815.20	-	3,880.35	35.36	274,970.21
290	VIT Interest (Tax Coll)	112,047.25	1,851.26	-	14.46	113,912.97
300	FBC Elections	219,259.37	22,547.35	88,532.60	22.57	153,296.69
305	FBC Asset Forfeiture-Task-Fed.	38,314.86	-	225.00	4.88	38,094.74
310	Sheriff Ofc/Forfeiture-Assets-St.	806,609.42	-	4,246.47	102.51	802,465.46
315	Sheriff Ofc/Forfeiture-Assets-Fed.	167,179.33	-	4,357.05	21.23	162,843.51
320	Constable Pct. 2 F/A	24.08	-	-	-	24.08
322	Constable Pct 3 F/A	4,832.99	3,109.12	-	0.88	7,942.99
324	Constable Pct 1 F/A	0.76	-	-	-	0.76
332	Fire Marshal St. Ass't. Forfeiture	1,432.89	-	729.53	0.15	703.51
335	DA Asset Forfeiture-State	604,733.17	-	5,672.48	76.82	599,137.51
360	Law Enforcement Training	298,124.51	-	435.92	37.96	297,726.55
390	Child Protective Service IV-E	175,251.73	-	11,905.46	21.21	163,367.48

Cadence Bank
Money Market Accounts
January 31, 2021

402	Hope 3 Program Sales	60.97	-	-	0.01	60.98
410	Child Support IVD Reimb.	347,445.31	-	1,815.00	44.23	345,674.54
415	Local Law Enf.Block Grant	56,556.30	-	4,175.59	7.10	52,387.81
440	Supervision	4,079,340.97	240,658.39	409,148.71	515.12	3,911,365.77
470	FBC Assist District #16	6,831.15	2,688.20	-	1.10	9,520.45
474	FBC Assist District #20	26,542.73	8,293.41	-	4.10	34,840.24
600/605	Debt Service Account	10,561,739.47	31,450,724.08	35,017,651.04	2,798.86	6,997,611.37
610	Drainage Debt Service	784,861.09	1,722,256.56	-	236.15	2,507,353.80
750	Mission Bend/Four Corners	445,575.26	-	3,275.92	56.55	442,355.89
756	2018 Facilities Bond Projects	2,128,162.46	-	421,760.14	253.09	1,706,655.41
760	2020 Facilities Bond Projects	5,354,136.33	-	1,180,370.22	616.67	4,174,382.78
762	2020 Mobility Projects	24,949,743.57	1,545,119.45	3,175,422.91	3,069.71	23,322,509.82
764	2020 Drainage Flood Projects	17,345,231.69	4,566,259.79	366,373.54	2,414.62	21,547,532.56
766	2020 Mobility - Tx Heritage Pkwy	7,019,845.97	199,877.55	5,163,516.40	534.95	2,056,742.07
768	2020A Tax Notes	12,998,745.79	-	-	1,656.00	13,000,401.79
802	Sr. Lien Toll Rd Rev Bonds 2016	1,555,906.27	-	9,596.88	197.23	1,546,506.62
810	Toll Road Operations	6,395,956.60	3,423,810.57	1,480,004.30	783.25	8,340,546.12
815	Grand Pkwy Toll Road Ops	5,390,869.15	2,259,673.47	430,439.03	713.82	7,220,817.41
990	County's Cares Act	8,041,196.26	48,525,558.05	50,344,947.94	1,093.26	6,222,899.63
TREA	Treasurer's Account	10,934.13	221,242,960.73	220,620,915.10	455.70	633,435.46
INVE	FBC Investment Account	0.45	198,951,607.30	198,951,607.75	-	-
850M	Boon-Chapman Medical	1,831,475.85	4,001,068.08	4,493,460.96	162.95	1,339,245.92
850D	Boon-Chapman Dental	991,819.22	407.00	213,115.38	88.37	779,199.21
882	Boon-Chapman 125	314,188.67	138,942.39	227,547.63	29.53	225,612.96
884	Fee Officer's Account	2,395,626.63	2,920,027.63	3,082,896.09	-	2,232,758.17
912	JP Credit Card Processing	24,802.13	229,722.76	211,183.70	5.87	43,347.06
908	EMS Credit Card Processing	21,624.58	23,058.44	24,269.68	0.11	20,413.45
DACC	D A Credit Card Processing	7,998.51	8,800.00	705.31	1.41	16,094.61
PTCC	Public Transportation Credit Cards	1,878.13	4,720.64	3,874.37	0.21	2,724.61
CSCC	CSCD Credit Card	193,957.89	225,958.58	229,019.56	23.00	190,919.91
LBCC	Library Credit Card	212.91	2,171.37	1,995.80	0.08	388.56
JUCC	Juvenile Credit Card	199.92	1,365.07	895.09	0.05	669.95
SOCC	Sheriff Credit Card	23,281.96	39,169.33	25,766.30	3.18	36,688.17
TRCC	Toll Road Permit Credit Card	1,923.98	1,702.26	575.18	0.31	3,051.37
130	Assistant Dist Number 1	2,177,518.64	431,560.15	-	289.82	2,609,368.61

Cadence Bank
Money Market Accounts
January 31, 2021

131	Assistant Dist Number 2	2,111,268.87	172,796.64	-	273.94	2,284,339.45
133	Assistant Dist Number 4	651,120.53	26,398.77	-	83.71	677,603.01
134	Assistant Dist Number 5	298,066.47	4,875.22	-	38.11	302,979.80
135	Assistant Dist Number 6	1,182,846.13	111,841.23	556,287.55	136.30	738,536.11
136	Assistant Dist Number 7	986,248.75	108,590.66	-	135.02	1,094,974.43
137	Assistant Dist Number 8	87,527.19	3,881.39	-	11.49	91,420.07
138	Assistant Dist Number 9	1,798,280.31	58,550.72	-	234.15	1,857,065.18
139	Assistant Dist Number 10	621,166.58	46,777.95	-	80.48	668,025.01
140	Assistant Dist Number 11	1,038,593.15	72,914.28	-	134.41	1,111,641.84
145	Emergency Svc Dist 100	2,110,234.40	-	-	268.84	2,110,503.24
CCCA	Non Fee Officer CC Clearing Acct	138,823.68	35,715.99	372.22	19.71	174,187.16
JPMT	Juror Payments	20,725.97	-	2,267.75	2.60	18,460.82
EPEC	Engineering Permitting E-Check	9,420.81	1,680.00	0.81	1.31	11,101.31
JE11	JP 1-1 E-Filing	1,940.12	8,833.25	9,332.37	0.21	1,441.21
JE12	JP 1-2 E-Filing	1,325.14	8,765.75	8,762.89	0.17	1,328.17
JE02	JP 2 E-Filing	2,181.28	22,150.75	20,383.03	0.41	3,949.41
JE03	JP 3 E-Filing	2,201.14	17,651.00	16,982.14	0.33	2,870.33
JE04	JP #4 E-Filing	1,939.23	20,580.50	19,638.73	0.45	2,881.45
	EMS Patient Acct Sves ACH	0.68	346,500.47	346,501.15	-	(0.00)
	Change Fund Clearing Acct	(1,573.49)	90,077.88	89,122.89	0.35	(618.15)
	Total	210,194,488.52	757,197,455.34	738,867,070.70	34,803.37	228,559,676.53

Investment Report

Ft. Bend County

02/01/21 - 02/28/21

This report summarizes the investment position of Ft. Bend County for the period 02/01/21 to 02/28/21.

	01/31/21	02/28/21
Book Value	653,648,926.57	658,629,610.53
Market Value	653,648,926.57	658,629,610.53
Par Value	653,648,926.57	658,629,610.53
Change in Market Value		0.01
Weighted Average Maturity (in Days)	0	0
Weighted Average Yield-to-Maturity of Portfolio	0.1378%	0.1256%
Yield-to-Maturity of 90 Day T-Bill	0.0600%	0.0480%
Accrued Interest		0.00


This report is presented in accordance with the Texas Government Code Title 10 Section 2256.023. The below signed hereby certify that, to the best of their knowledge on the date this report was created, Ft. Bend County is in compliance with the provisions of Government Code 2256 and with the stated policies and strategies of Ft. Bend County.



Director of Finance & Investments

5-11-21

Date



County Treasurer

5-11-2021

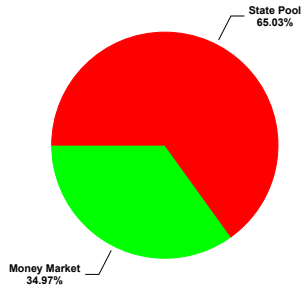
Date

Investment Report

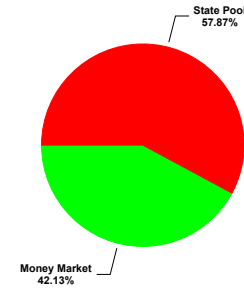
Ft. Bend County

02/01/21 - 02/28/21


Portfolio Composition - 01/31/21



Portfolio Composition - 02/28/21

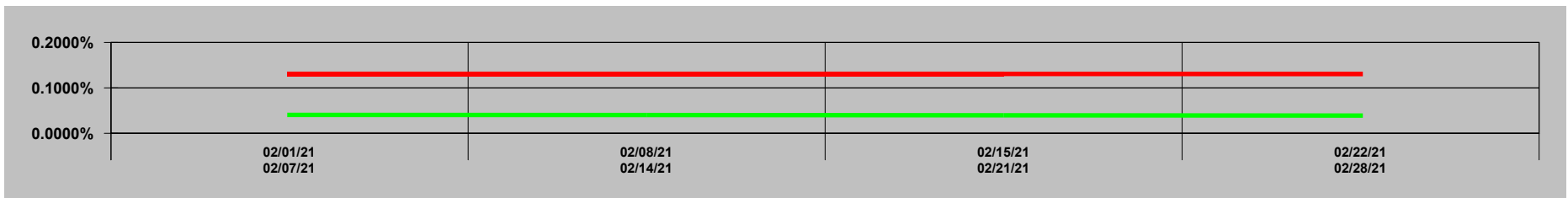


Maturity Aging - 01/31/21 vs 02/28/21



■ Previous Period ■ Current Period

Portfolio Performance - 02/01/21 to 02/28/21



— Portfolio — 90 Day T-Bill

GASB 31 Compliance Ft. Bend County

Effective Interest - Actual Life
Receipts in Period
02/01/21 - 02/28/21

CUSIP	Invest Number	Security Description	Purchase Date	Sale Date	Valuation Method	Yield Earned	Price Source	Beginning Unit Price	Par Value On 02/01/21	Reported Value 02/01/21	Purchase Cost	Sales Proceeds	Ending Unit Price	Par Value On 02/28/21	Price Source 02/28/21	Reported Value 02/28/21	Change in Fair Value	Interest	Net Investment Income
MB02-MBIA General	AR-0015	State Pool	11/01/08	Open	Fair Value	0.1090	Manual	1.000000	155,984,601.81	155,984,601.81	0.00	-13,046.89	1.000000	155,997,648.70	Manual	155,997,648.70	0.00	13,046.89	13,046.89
MB03-MBIA Road & Bridge	AR-0016	State Pool	11/01/08	Open	Fair Value	0.1090	Manual	1.000000	7,573,903.54	7,573,903.54	0.00	-633.50	1.000000	7,574,537.04	Manual	7,574,537.04	0.00	633.50	633.50
MB04-MBIA Drainage	AR-0017	State Pool	11/01/08	Open	Fair Value	0.1090	Manual	1.000000	6,289,079.99	6,289,079.99	0.00	-526.03	1.000000	6,289,606.02	Manual	6,289,606.02	0.00	526.03	526.03
MB06-MBIA Toll Rd. Operations	AR-0019	State Pool	11/01/08	Open	Fair Value	0.1090	Manual	1.000000	53,973,030.79	53,973,030.79	0.00	-4,514.43	1.000000	53,977,545.22	Manual	53,977,545.22	0.00	4,514.43	4,514.43
TT00-TX TERM General	AR-0022	State Pool	11/01/08	Open	Fair Value	0.0487	Manual	1.000000	1,071.60	1,071.60	0.00	-0.04	1.000000	1,071.64	Manual	1,071.64	0.00	0.04	0.04
TT02-TX TERM Toll Rd. Operation	AR-0024	State Pool	11/01/08	Open	Fair Value	0.0487	Manual	1.000000	1,070.38	1,070.38	0.00	-0.04	1.000000	1,070.42	Manual	1,070.42	0.00	0.04	0.04
TT04-TX TERM Road & Bridge	AR-0026	State Pool	11/01/08	Open	Fair Value	0.0488	Manual	1.000000	1,068.43	1,068.43	0.00	-0.04	1.000000	1,068.47	Manual	1,068.47	0.00	0.04	0.04
TT05-TX TERM Drainage	AR-0027	State Pool	11/01/08	Open	Fair Value	0.0736	Manual	1.000000	354.45	354.45	0.00	0.00	1.000000	354.46	Manual	354.46	0.01	0.01	0.02
LOG1-Logic- General	AR-0028	State Pool	11/10/08	Open	Fair Value	0.1007	Manual	1.000000	742,760.51	742,760.51	0.00	-57.35	1.000000	742,817.86	Manual	742,817.86	0.00	57.35	57.35
LOG2-Logic-Toll Rd.Operations	AR-0029	State Pool	11/10/08	Open	Fair Value	0.1007	Manual	1.000000	35,112,713.22	35,112,713.22	0.00	-2,711.58	1.000000	35,115,424.80	Manual	35,115,424.80	0.00	2,711.58	2,711.58
LOG5-Logic-Drainage	AR-0032	State Pool	11/10/08	Open	Fair Value	0.1007	Manual	1.000000	522,135.06	522,135.06	0.00	-40.33	1.000000	522,175.39	Manual	522,175.39	0.00	40.33	40.33
LOG8-Logic-Road & Bridge	AR-0035	State Pool	11/10/08	Open	Fair Value	0.1007	Manual	1.000000	2,522,700.20	2,522,700.20	0.00	-194.82	1.000000	2,522,895.02	Manual	2,522,895.02	0.00	194.82	194.82
MB12-MBIA ESD 100 AGREEMENT	AR-0041	State Pool	08/31/16	Open	Fair Value	0.1090	Manual	1.000000	1,989,700.50	1,989,700.50	0.00	-166.43	1.000000	1,989,866.93	Manual	1,989,866.93	0.00	166.43	166.43
MB14-MBIA GR PARKWAY OPERATIONS	AR-0043	State Pool	08/31/16	Open	Fair Value	0.1090	Manual	1.000000	34,898,981.62	34,898,981.62	0.00	-2,919.02	1.000000	34,901,900.64	Manual	34,901,900.64	0.00	2,919.02	2,919.02
MB17 - SR LIEN BOND 2016	AR-0046	State Pool	12/09/16	Open	Fair Value	0.1090	Manual	1.000000	8,017,635.21	8,017,635.21	0.00	-670.59	1.000000	8,018,305.80	Manual	8,018,305.80	0.00	670.59	670.59
LO10-LOGIC-COUNTY'S CARE ACT	AR-0047	State Pool	05/12/20	Open	Fair Value	0.1008	Manual	1.000000	22,145,285.99	22,145,285.99	0.00	9,998,480.17	1.000000	12,146,805.82	Manual	12,146,805.82	0.00	1,519.83	1,519.83
MB19-MBIA FBC ASSIST. DIST. #2	AR-0049	State Pool	05/13/20	Open	Fair Value	0.1090	Manual	1.000000	2,505,511.09	2,505,511.09	0.00	-209.57	1.000000	2,505,720.66	Manual	2,505,720.66	0.00	209.57	209.57
MB20- MBIA FBC ASSIST. DIST. #4	AR-0050	State Pool	05/13/20	Open	Fair Value	0.1090	Manual	1.000000	1,252,755.48	1,252,755.48	0.00	-104.79	1.000000	1,252,860.27	Manual	1,252,860.27	0.00	104.79	104.79
MB21-MBIA FBC ASSIST. DIST. #6	AR-0051	State Pool	05/13/20	Open	Fair Value	0.1090	Manual	1.000000	2,004,408.88	2,004,408.88	0.00	-167.64	1.000000	2,004,576.52	Manual	2,004,576.52	0.00	167.64	167.64
MB23-MBIA JUVENILE	AR-0053	State Pool	05/13/20	Open	Fair Value	0.1090	Manual	1.000000	9,512,857.79	9,512,857.79	0.00	-795.69	1.000000	9,513,653.48	Manual	9,513,653.48	0.00	795.69	795.69
MB24-MBIA DEBT SERVICE	AR-0054	State Pool	05/13/20	Open	Fair Value	0.1095	Manual	1.000000	45,002,078.94	45,002,078.94	0.00	33,996,627.57	1.000000	11,005,451.37	Manual	11,005,451.37	0.00	3,372.43	3,372.43
MB25-MBIA DRAINAGE DEBT SERVICE	AR-0055	State Pool	05/13/20	Open	Fair Value	0.1091	Manual	1.000000	1,002,204.35	1,002,204.35	0.00	-83.85	1.000000	1,002,288.20	Manual	1,002,288.20	0.00	83.85	83.85
MB26-FACILITIES BOND 2018	AR-0056	State Pool	05/13/20	Open	Fair Value	0.1090	Manual	1.000000	14,030,861.73	14,030,861.73	0.00	-1,173.58	1.000000	14,032,035.31	Manual	14,032,035.31	0.00	1,173.58	1,173.58
MB27-MBIA TX HERITAGE PARKWAY	AR-0057	State Pool	05/13/20	Open	Fair Value	0.1090	Manual	1.000000	20,002,478.48	20,002,478.48	0.00	-1,673.06	1.000000	20,004,151.54	Manual	20,004,151.54	0.00	1,673.06	1,673.06
Cadence-Money Market Accts	AR-0058	Money Market	01/31/21	Open	Fair Value	0.1717	Manual	1.000000	228,559,676.53	228,559,676.53	0.00	-48,946,102.42	1.000000	277,505,778.95	Manual	277,505,778.95	0.00	30,342.50	30,342.50
Investment Total						0.1306		1.000000	653,648,926.57	653,648,926.57	0.00	-4,980,683.95	1.000000	658,629,610.53		658,629,610.53	0.01	64,924.04	64,924.05

Portfolio Position

Ft. Bend County

Effective Interest - Actual Life
Receipts in Period
02/01/21 - 02/28/21

CUSIP	Invest Number	Security Description	Purchase Date	Call Date	Par Value On 02/01/21	Par Value On 02/28/21	Market Val On 02/01/21	Market Val On 02/28/21	Purchase Cost	Sales Proceeds	Original Princ/Cost	Amor Value On 02/01/21	Amor Value On 02/28/21
145 - ESD 100 Agreement													
State Pool													
MB12-MBIA ESD 100 AGREEMENT	AR-0041	State Pool	08/31/16	Open	<u>1,989,700.50</u>	<u>1,989,866.93</u>	<u>1,989,700.50</u>	<u>1,989,866.93</u>	<u>0.00</u>	<u>0.00</u>	<u>3,900,000.00</u>	<u>1,989,700.50</u>	<u>1,989,866.93</u>
State Pool Total					<u>1,989,700.50</u>	<u>1,989,866.93</u>	<u>1,989,700.50</u>	<u>1,989,866.93</u>	<u>0.00</u>	<u>0.00</u>	<u>3,900,000.00</u>	<u>1,989,700.50</u>	<u>1,989,866.93</u>
145 - ESD 100 Agreement Total					<u>1,989,700.50</u>	<u>1,989,866.93</u>	<u>1,989,700.50</u>	<u>1,989,866.93</u>	<u>0.00</u>	<u>0.00</u>	<u>3,900,000.00</u>	<u>1,989,700.50</u>	<u>1,989,866.93</u>
810 - FBC Toll Road Operations													
State Pool													
TT02-TX TERM Toll Rd. Operation	AR-0024	State Pool	11/01/08	Open	<u>0.00</u>	<u>0.00</u>	<u>0.00</u>	<u>0.00</u>	<u>0.00</u>	<u>0.00</u>	<u>0.00</u>	<u>0.00</u>	<u>0.00</u>
State Pool Total					<u>0.00</u>	<u>0.00</u>	<u>0.00</u>	<u>0.00</u>	<u>0.00</u>	<u>0.00</u>	<u>0.00</u>	<u>0.00</u>	<u>0.00</u>
810 - FBC Toll Road Operations Total					<u>0.00</u>	<u>0.00</u>	<u>0.00</u>	<u>0.00</u>	<u>0.00</u>	<u>0.00</u>	<u>0.00</u>	<u>0.00</u>	<u>0.00</u>
815 - Grand Parkway Operations													
State Pool													
MB14-MBIA GR PARKWAY OPERATIONS	AR-0043	State Pool	08/31/16	Open	<u>34,898,981.62</u>	<u>34,901,900.64</u>	<u>34,898,981.62</u>	<u>34,901,900.64</u>	<u>0.00</u>	<u>0.00</u>	<u>8,500,000.00</u>	<u>34,898,981.62</u>	<u>34,901,900.64</u>
State Pool Total					<u>34,898,981.62</u>	<u>34,901,900.64</u>	<u>34,898,981.62</u>	<u>34,901,900.64</u>	<u>0.00</u>	<u>0.00</u>	<u>8,500,000.00</u>	<u>34,898,981.62</u>	<u>34,901,900.64</u>
815 - Grand Parkway Operations Total					<u>34,898,981.62</u>	<u>34,901,900.64</u>	<u>34,898,981.62</u>	<u>34,901,900.64</u>	<u>0.00</u>	<u>0.00</u>	<u>8,500,000.00</u>	<u>34,898,981.62</u>	<u>34,901,900.64</u>
LO10 - LOGIC COUNTYS CARES ACT													
State Pool													
LO10-LOGIC-COUNTY'S CARE ACT	AR-0047	State Pool	05/12/20	Open	<u>22,145,285.99</u>	<u>12,146,805.82</u>	<u>22,145,285.99</u>	<u>12,146,805.82</u>	<u>0.00</u>	<u>0.00</u>	<u>67,000,000.00</u>	<u>22,145,285.99</u>	<u>12,146,805.82</u>
State Pool Total					<u>22,145,285.99</u>	<u>12,146,805.82</u>	<u>22,145,285.99</u>	<u>12,146,805.82</u>	<u>0.00</u>	<u>0.00</u>	<u>67,000,000.00</u>	<u>22,145,285.99</u>	<u>12,146,805.82</u>
LO10 - LOGIC COUNTYS CARES ACT Total					<u>22,145,285.99</u>	<u>12,146,805.82</u>	<u>22,145,285.99</u>	<u>12,146,805.82</u>	<u>0.00</u>	<u>0.00</u>	<u>67,000,000.00</u>	<u>22,145,285.99</u>	<u>12,146,805.82</u>
LOG5 - LOGIC DRAINAGE													
State Pool													
LOG5-Logic-Drainage	AR-0032	State Pool	11/10/08	Open	<u>522,135.06</u>	<u>522,175.39</u>	<u>522,135.06</u>	<u>522,175.39</u>	<u>0.00</u>	<u>0.00</u>	<u>500,000.00</u>	<u>522,135.06</u>	<u>522,175.39</u>
State Pool Total					<u>522,135.06</u>	<u>522,175.39</u>	<u>522,135.06</u>	<u>522,175.39</u>	<u>0.00</u>	<u>0.00</u>	<u>500,000.00</u>	<u>522,135.06</u>	<u>522,175.39</u>
LOG5 - LOGIC DRAINAGE Total					<u>522,135.06</u>	<u>522,175.39</u>	<u>522,135.06</u>	<u>522,175.39</u>	<u>0.00</u>	<u>0.00</u>	<u>500,000.00</u>	<u>522,135.06</u>	<u>522,175.39</u>
LOG1 - LOGIC GENERAL													
State Pool													
LOG1-Logic-General	AR-0028	State Pool	11/10/08	Open	<u>742,760.51</u>	<u>742,817.86</u>	<u>742,760.51</u>	<u>742,817.86</u>	<u>0.00</u>	<u>0.00</u>	<u>10,000,000.00</u>	<u>742,760.51</u>	<u>742,817.86</u>
State Pool Total					<u>742,760.51</u>	<u>742,817.86</u>	<u>742,760.51</u>	<u>742,817.86</u>	<u>0.00</u>	<u>0.00</u>	<u>10,000,000.00</u>	<u>742,760.51</u>	<u>742,817.86</u>
LOG1 - LOGIC GENERAL Total					<u>742,760.51</u>	<u>742,817.86</u>	<u>742,760.51</u>	<u>742,817.86</u>	<u>0.00</u>	<u>0.00</u>	<u>10,000,000.00</u>	<u>742,760.51</u>	<u>742,817.86</u>
LOG8 - LOGIC ROAD & BRIDGE													
State Pool													
LOG8-Logic-Road & Bridge	AR-0035	State Pool	11/10/08	Open	<u>2,522,700.20</u>	<u>2,522,895.02</u>	<u>2,522,700.20</u>	<u>2,522,895.02</u>	<u>0.00</u>	<u>0.00</u>	<u>1,000,000.00</u>	<u>2,522,700.20</u>	<u>2,522,895.02</u>
State Pool Total					<u>2,522,700.20</u>	<u>2,522,895.02</u>	<u>2,522,700.20</u>	<u>2,522,895.02</u>	<u>0.00</u>	<u>0.00</u>	<u>1,000,000.00</u>	<u>2,522,700.20</u>	<u>2,522,895.02</u>
LOG8 - LOGIC ROAD & BRIDGE Total					<u>2,522,700.20</u>	<u>2,522,895.02</u>	<u>2,522,700.20</u>	<u>2,522,895.02</u>	<u>0.00</u>	<u>0.00</u>	<u>1,000,000.00</u>	<u>2,522,700.20</u>	<u>2,522,895.02</u>
LOG2 - LOGIC TOLL OPERATIONS													
State Pool													
LOG2-Logic-Toll Rd. Operations	AR-0029	State Pool	11/10/08	Open	<u>35,112,713.22</u>	<u>35,115,424.80</u>	<u>35,112,713.22</u>	<u>35,115,424.80</u>	<u>0.00</u>	<u>0.00</u>	<u>2,000,000.00</u>	<u>35,112,713.22</u>	<u>35,115,424.80</u>
State Pool Total					<u>35,112,713.22</u>	<u>35,115,424.80</u>	<u>35,112,713.22</u>	<u>35,115,424.80</u>	<u>0.00</u>	<u>0.00</u>	<u>2,000,000.00</u>	<u>35,112,713.22</u>	<u>35,115,424.80</u>
LOG2 - LOGIC TOLL OPERATIONS Total					<u>35,112,713.22</u>	<u>35,115,424.80</u>	<u>35,112,713.22</u>	<u>35,115,424.80</u>	<u>0.00</u>	<u>0.00</u>	<u>2,000,000.00</u>	<u>35,112,713.22</u>	<u>35,115,424.80</u>
MB21 - MBIA ASSIST DIST #6													
State Pool													
MB21-MBIA FBC ASSIST. DIST. #6	AR-0051	State Pool	05/13/20	Open	<u>2,004,408.88</u>	<u>2,004,576.52</u>	<u>2,004,408.88</u>	<u>2,004,576.52</u>	<u>0.00</u>	<u>0.00</u>	<u>2,000,000.00</u>	<u>2,004,408.88</u>	<u>2,004,576.52</u>
State Pool Total					<u>2,004,408.88</u>	<u>2,004,576.52</u>	<u>2,004,408.88</u>	<u>2,004,576.52</u>	<u>0.00</u>	<u>0.00</u>	<u>2,000,000.00</u>	<u>2,004,408.88</u>	<u>2,004,576.52</u>
MB21 - MBIA ASSIST DIST #6 Total					<u>2,004,408.88</u>	<u>2,004,576.52</u>	<u>2,004,408.88</u>	<u>2,004,576.52</u>	<u>0.00</u>	<u>0.00</u>	<u>2,000,000.00</u>	<u>2,004,408.88</u>	<u>2,004,576.52</u>
MB24 - MBIA DEBT SERVICE													
State Pool													
MB24-MBIA DEBT SERVICE	AR-0054	State Pool	05/13/20	Open	<u>45,002,078.94</u>	<u>11,005,451.37</u>	<u>45,002,078.94</u>	<u>11,005,451.37</u>	<u>0.00</u>	<u>0.00</u>	<u>21,000,000.00</u>	<u>45,002,078.94</u>	<u>11,005,451.37</u>
State Pool Total					<u>45,002,078.94</u>	<u>11,005,451.37</u>	<u>45,002,078.94</u>	<u>11,005,451.37</u>	<u>0.00</u>	<u>0.00</u>	<u>21,000,000.00</u>	<u>45,002,078.94</u>	<u>11,005,451.37</u>

Portfolio Position
Ft. Bend County
 Effective Interest - Actual Life
 Receipts in Period
 02/01/21 - 02/28/21

CUSIP	Invest Number	Security Description	Purchase Date	Call Date	Par Value On 02/01/21	Par Value On 02/28/21	Market Val On 02/01/21	Market Val On 02/28/21	Purchase Cost	Sales Proceeds	Original Princ/Cost	Amor Value On 02/01/21	Amor Value On 02/28/21
MB24 - MBIA DEBT SERVICE Total					<u>45,002,078.94</u>	<u>11,005,451.37</u>	<u>45,002,078.94</u>	<u>11,005,451.37</u>	<u>0.00</u>	<u>0.00</u>	<u>21,000,000.00</u>	<u>45,002,078.94</u>	<u>11,005,451.37</u>
MB04 - MBIA DRAINAGE													
State Pool													
MB04-MBIA Drainage	AR-0017	State Pool	11/01/08	Open	6,289,079.99	6,289,606.02	6,289,079.99	6,289,606.02	0.00	0.00	1,267,218.21	6,289,079.99	6,289,606.02
State Pool Total					<u>6,289,079.99</u>	<u>6,289,606.02</u>	<u>6,289,079.99</u>	<u>6,289,606.02</u>	<u>0.00</u>	<u>0.00</u>	<u>1,267,218.21</u>	<u>6,289,079.99</u>	<u>6,289,606.02</u>
MB04 - MBIA DRAINAGE Total					<u>6,289,079.99</u>	<u>6,289,606.02</u>	<u>6,289,079.99</u>	<u>6,289,606.02</u>	<u>0.00</u>	<u>0.00</u>	<u>1,267,218.21</u>	<u>6,289,079.99</u>	<u>6,289,606.02</u>
MB25 - MBIA DRAINAGE DEBT SERVICE													
State Pool													
MB25-MBIA DRAINAGE DEBT SERVICE	AR-0055	State Pool	05/13/20	Open	1,002,204.35	1,002,288.20	1,002,204.35	1,002,288.20	0.00	0.00	1,000,000.00	1,002,204.35	1,002,288.20
State Pool Total					<u>1,002,204.35</u>	<u>1,002,288.20</u>	<u>1,002,204.35</u>	<u>1,002,288.20</u>	<u>0.00</u>	<u>0.00</u>	<u>1,000,000.00</u>	<u>1,002,204.35</u>	<u>1,002,288.20</u>
MB25 - MBIA DRAINAGE DEBT SERVICE Total					<u>1,002,204.35</u>	<u>1,002,288.20</u>	<u>1,002,204.35</u>	<u>1,002,288.20</u>	<u>0.00</u>	<u>0.00</u>	<u>1,000,000.00</u>	<u>1,002,204.35</u>	<u>1,002,288.20</u>
MB26 - MBIA FACILITIES BOND 2018													
State Pool													
MB26-FACILITIES BOND 2018	AR-0056	State Pool	05/13/20	Open	14,030,861.73	14,032,035.31	14,030,861.73	14,032,035.31	0.00	0.00	14,000,000.00	14,030,861.73	14,032,035.31
State Pool Total					<u>14,030,861.73</u>	<u>14,032,035.31</u>	<u>14,030,861.73</u>	<u>14,032,035.31</u>	<u>0.00</u>	<u>0.00</u>	<u>14,000,000.00</u>	<u>14,030,861.73</u>	<u>14,032,035.31</u>
MB26 - MBIA FACILITIES BOND 2018 Total					<u>14,030,861.73</u>	<u>14,032,035.31</u>	<u>14,030,861.73</u>	<u>14,032,035.31</u>	<u>0.00</u>	<u>0.00</u>	<u>14,000,000.00</u>	<u>14,030,861.73</u>	<u>14,032,035.31</u>
MB19 - MBIA FBC ASSIST DIST #2													
State Pool													
MB19-MBIA FBC ASSIST. DIST. #2	AR-0049	State Pool	05/13/20	Open	2,505,511.09	2,505,720.66	2,505,511.09	2,505,720.66	0.00	0.00	2,500,000.00	2,505,511.09	2,505,720.66
State Pool Total					<u>2,505,511.09</u>	<u>2,505,720.66</u>	<u>2,505,511.09</u>	<u>2,505,720.66</u>	<u>0.00</u>	<u>0.00</u>	<u>2,500,000.00</u>	<u>2,505,511.09</u>	<u>2,505,720.66</u>
MB19 - MBIA FBC ASSIST DIST #2 Total					<u>2,505,511.09</u>	<u>2,505,720.66</u>	<u>2,505,511.09</u>	<u>2,505,720.66</u>	<u>0.00</u>	<u>0.00</u>	<u>2,500,000.00</u>	<u>2,505,511.09</u>	<u>2,505,720.66</u>
MB20 - MBIA FBC ASSIST DIST #4													
State Pool													
MB20-MBIA FBC ASSIST. DIST. #4	AR-0050	State Pool	05/13/20	Open	1,252,755.48	1,252,860.27	1,252,755.48	1,252,860.27	0.00	0.00	1,250,000.00	1,252,755.48	1,252,860.27
State Pool Total					<u>1,252,755.48</u>	<u>1,252,860.27</u>	<u>1,252,755.48</u>	<u>1,252,860.27</u>	<u>0.00</u>	<u>0.00</u>	<u>1,250,000.00</u>	<u>1,252,755.48</u>	<u>1,252,860.27</u>
MB20 - MBIA FBC ASSIST DIST #4 Total					<u>1,252,755.48</u>	<u>1,252,860.27</u>	<u>1,252,755.48</u>	<u>1,252,860.27</u>	<u>0.00</u>	<u>0.00</u>	<u>1,250,000.00</u>	<u>1,252,755.48</u>	<u>1,252,860.27</u>
MB02 - MBIA GENERAL													
State Pool													
MB02-MBIA General	AR-0015	State Pool	11/01/08	Open	155,984,601.81	155,997,648.70	155,984,601.81	155,997,648.70	0.00	0.00	17,374,917.83	155,984,601.81	155,997,648.70
State Pool Total					<u>155,984,601.81</u>	<u>155,997,648.70</u>	<u>155,984,601.81</u>	<u>155,997,648.70</u>	<u>0.00</u>	<u>0.00</u>	<u>17,374,917.83</u>	<u>155,984,601.81</u>	<u>155,997,648.70</u>
MB02 - MBIA GENERAL Total					<u>155,984,601.81</u>	<u>155,997,648.70</u>	<u>155,984,601.81</u>	<u>155,997,648.70</u>	<u>0.00</u>	<u>0.00</u>	<u>17,374,917.83</u>	<u>155,984,601.81</u>	<u>155,997,648.70</u>
MB23 - MBIA JUVENILE													
State Pool													
MB23-MBIA JUVENILE	AR-0053	State Pool	05/13/20	Open	9,512,857.79	9,513,653.48	9,512,857.79	9,513,653.48	0.00	0.00	8,000,000.00	9,512,857.79	9,513,653.48
State Pool Total					<u>9,512,857.79</u>	<u>9,513,653.48</u>	<u>9,512,857.79</u>	<u>9,513,653.48</u>	<u>0.00</u>	<u>0.00</u>	<u>8,000,000.00</u>	<u>9,512,857.79</u>	<u>9,513,653.48</u>
MB23 - MBIA JUVENILE Total					<u>9,512,857.79</u>	<u>9,513,653.48</u>	<u>9,512,857.79</u>	<u>9,513,653.48</u>	<u>0.00</u>	<u>0.00</u>	<u>8,000,000.00</u>	<u>9,512,857.79</u>	<u>9,513,653.48</u>
MB03 - MBIA ROAD & BRIDGE													
State Pool													
MB03-MBIA Road & Bridge	AR-0016	State Pool	11/01/08	Open	7,573,903.54	7,574,537.04	7,573,903.54	7,574,537.04	0.00	0.00	2,856,438.24	7,573,903.54	7,574,537.04
State Pool Total					<u>7,573,903.54</u>	<u>7,574,537.04</u>	<u>7,573,903.54</u>	<u>7,574,537.04</u>	<u>0.00</u>	<u>0.00</u>	<u>2,856,438.24</u>	<u>7,573,903.54</u>	<u>7,574,537.04</u>
MB03 - MBIA ROAD & BRIDGE Total					<u>7,573,903.54</u>	<u>7,574,537.04</u>	<u>7,573,903.54</u>	<u>7,574,537.04</u>	<u>0.00</u>	<u>0.00</u>	<u>2,856,438.24</u>	<u>7,573,903.54</u>	<u>7,574,537.04</u>
MB06 - MBIA TOLL RD OPERATIONS													
State Pool													
MB06-MBIA Toll Rd. Operations	AR-0019	State Pool	11/01/08	Open	53,973,030.79	53,977,545.22	53,973,030.79	53,977,545.22	0.00	0.00	3,143,377.27	53,973,030.79	53,977,545.22
State Pool Total					<u>53,973,030.79</u>	<u>53,977,545.22</u>	<u>53,973,030.79</u>	<u>53,977,545.22</u>	<u>0.00</u>	<u>0.00</u>	<u>3,143,377.27</u>	<u>53,973,030.79</u>	<u>53,977,545.22</u>
MB06 - MBIA TOLL RD OPERATIONS Total					<u>53,973,030.79</u>	<u>53,977,545.22</u>	<u>53,973,030.79</u>	<u>53,977,545.22</u>	<u>0.00</u>	<u>0.00</u>	<u>3,143,377.27</u>	<u>53,973,030.79</u>	<u>53,977,545.22</u>
MB27 - MBIA TX HERITAGE PARKWAY 2020													
State Pool													
MB27-MBIA TX HERITAGE PARKWAY	AR-0057	State Pool	05/13/20	Open	20,002,478.48	20,004,151.54	20,002,478.48	20,004,151.54	0.00	0.00	17,000,000.00	20,002,478.48	20,004,151.54

Portfolio Position

Ft. Bend County

Effective Interest - Actual Life
Receipts in Period
02/01/21 - 02/28/21

CUSIP	Invest Number	Security Description	Purchase Date	Call Date	Par Value On 02/01/21	Par Value On 02/28/21	Market Val On 02/01/21	Market Val On 02/28/21	Purchase Cost	Sales Proceeds	Original Princ/Cost	Amor Value On 02/01/21	Amor Value On 02/28/21
State Pool Total					<u>20,002,478.48</u>	<u>20,004,151.54</u>	<u>20,002,478.48</u>	<u>20,004,151.54</u>	<u>0.00</u>	<u>0.00</u>	<u>17,000,000.00</u>	<u>20,002,478.48</u>	<u>20,004,151.54</u>
MB27 - MBIA TX HERITAGE PARKWAY 2020 Total					<u>20,002,478.48</u>	<u>20,004,151.54</u>	<u>20,002,478.48</u>	<u>20,004,151.54</u>	<u>0.00</u>	<u>0.00</u>	<u>17,000,000.00</u>	<u>20,002,478.48</u>	<u>20,004,151.54</u>
802 - Sr Lien 2016													
State Pool													
MB17 - SR LIEN BOND 2016	AR-0046	State Pool	12/09/16	Open	8,017,635.21	8,018,305.80	8,017,635.21	8,018,305.80	0.00	0.00	35,000,000.00	8,017,635.21	8,018,305.80
State Pool Total					<u>8,017,635.21</u>	<u>8,018,305.80</u>	<u>8,017,635.21</u>	<u>8,018,305.80</u>	<u>0.00</u>	<u>0.00</u>	<u>35,000,000.00</u>	<u>8,017,635.21</u>	<u>8,018,305.80</u>
802 - Sr Lien 2016 Total					<u>8,017,635.21</u>	<u>8,018,305.80</u>	<u>8,017,635.21</u>	<u>8,018,305.80</u>	<u>0.00</u>	<u>0.00</u>	<u>35,000,000.00</u>	<u>8,017,635.21</u>	<u>8,018,305.80</u>
TT05 - TEXAS TERM DRAINAGE													
State Pool													
TT05-TX TERM Drainage	AR-0027	State Pool	11/01/08	Open	354.45	354.46	354.45	354.46	0.00	0.00	109,774.61	354.45	354.46
State Pool Total					<u>354.45</u>	<u>354.46</u>	<u>354.45</u>	<u>354.46</u>	<u>0.00</u>	<u>0.00</u>	<u>109,774.61</u>	<u>354.45</u>	<u>354.46</u>
TT05 - TEXAS TERM DRAINAGE Total					<u>354.45</u>	<u>354.46</u>	<u>354.45</u>	<u>354.46</u>	<u>0.00</u>	<u>0.00</u>	<u>109,774.61</u>	<u>354.45</u>	<u>354.46</u>
TT00 - TEXAS TERM GENERAL													
State Pool													
TT00-TX TERM General	AR-0022	State Pool	11/01/08	Open	1,071.60	1,071.64	1,071.60	1,071.64	0.00	0.00	10,006,437.87	1,071.60	1,071.64
State Pool Total					<u>1,071.60</u>	<u>1,071.64</u>	<u>1,071.60</u>	<u>1,071.64</u>	<u>0.00</u>	<u>0.00</u>	<u>10,006,437.87</u>	<u>1,071.60</u>	<u>1,071.64</u>
TT00 - TEXAS TERM GENERAL Total					<u>1,071.60</u>	<u>1,071.64</u>	<u>1,071.60</u>	<u>1,071.64</u>	<u>0.00</u>	<u>0.00</u>	<u>10,006,437.87</u>	<u>1,071.60</u>	<u>1,071.64</u>
TT04 - TEXAS TERM ROAD & BRIDGE													
State Pool													
TT04-TX TERM Road & Bridge	AR-0026	State Pool	11/01/08	Open	1,068.43	1,068.47	1,068.43	1,068.47	0.00	0.00	10,463.28	1,068.43	1,068.47
State Pool Total					<u>1,068.43</u>	<u>1,068.47</u>	<u>1,068.43</u>	<u>1,068.47</u>	<u>0.00</u>	<u>0.00</u>	<u>10,463.28</u>	<u>1,068.43</u>	<u>1,068.47</u>
TT04 - TEXAS TERM ROAD & BRIDGE Total					<u>1,068.43</u>	<u>1,068.47</u>	<u>1,068.43</u>	<u>1,068.47</u>	<u>0.00</u>	<u>0.00</u>	<u>10,463.28</u>	<u>1,068.43</u>	<u>1,068.47</u>
TT02 - TEXAS TERM TOLL OPERATIONS													
State Pool													
TT02-TX TERM Toll Rd. Operation	AR-0024	State Pool	11/01/08	Open	1,070.38	1,070.42	1,070.38	1,070.42	0.00	0.00	0.00	1,070.38	1,070.42
State Pool Total					<u>1,070.38</u>	<u>1,070.42</u>	<u>1,070.38</u>	<u>1,070.42</u>	<u>0.00</u>	<u>0.00</u>	<u>0.00</u>	<u>1,070.38</u>	<u>1,070.42</u>
TT02 - TEXAS TERM TOLL OPERATIONS Total					<u>1,070.38</u>	<u>1,070.42</u>	<u>1,070.38</u>	<u>1,070.42</u>	<u>0.00</u>	<u>0.00</u>	<u>0.00</u>	<u>1,070.38</u>	<u>1,070.42</u>
09 - Temporary Holding													
Money Market													
Cadence-Money Market Accts	AR-0058	Money Market	01/31/21	Open	228,559,676.53	277,505,778.95	228,559,676.53	277,505,778.95	0.00	0.00	210,194,488.52	228,559,676.53	277,505,778.95
Money Market Total					<u>228,559,676.53</u>	<u>277,505,778.95</u>	<u>228,559,676.53</u>	<u>277,505,778.95</u>	<u>0.00</u>	<u>0.00</u>	<u>210,194,488.52</u>	<u>228,559,676.53</u>	<u>277,505,778.95</u>
09 - Temporary Holding Total					<u>228,559,676.53</u>	<u>277,505,778.95</u>	<u>228,559,676.53</u>	<u>277,505,778.95</u>	<u>0.00</u>	<u>0.00</u>	<u>210,194,488.52</u>	<u>228,559,676.53</u>	<u>277,505,778.95</u>
Combined Port													
Money Market													
Cadence-Money Market Accts	AR-0058	Money Market	01/31/21	Open	228,559,676.53	277,505,778.95	228,559,676.53	277,505,778.95	0.00	0.00	210,194,488.52	228,559,676.53	277,505,778.95
Money Market Total					<u>228,559,676.53</u>	<u>277,505,778.95</u>	<u>228,559,676.53</u>	<u>277,505,778.95</u>	<u>0.00</u>	<u>0.00</u>	<u>210,194,488.52</u>	<u>228,559,676.53</u>	<u>277,505,778.95</u>
LO10-LOGIC-COUNTY'S CARE ACT	AR-0047	State Pool	05/12/20	Open	22,145,285.99	12,146,805.82	22,145,285.99	12,146,805.82	0.00	0.00	67,000,000.00	22,145,285.99	12,146,805.82
LOG1-Logic- General	AR-0028	State Pool	11/10/08	Open	742,760.51	742,817.86	742,760.51	742,817.86	0.00	0.00	10,000,000.00	742,760.51	742,817.86
LOG2-Logic-Toll Rd.Operations	AR-0029	State Pool	11/10/08	Open	35,112,713.22	35,115,424.80	35,112,713.22	35,115,424.80	0.00	0.00	2,000,000.00	35,112,713.22	35,115,424.80
LOG5-Logic-Drainage	AR-0032	State Pool	11/10/08	Open	522,135.06	522,175.39	522,135.06	522,175.39	0.00	0.00	500,000.00	522,135.06	522,175.39
LOG8-Logic-Road & Bridge	AR-0035	State Pool	11/10/08	Open	2,522,700.20	2,522,895.02	2,522,700.20	2,522,895.02	0.00	0.00	1,000,000.00	2,522,700.20	2,522,895.02
MB02-MBIA General	AR-0015	State Pool	11/01/08	Open	155,984,601.81	155,997,648.70	155,984,601.81	155,997,648.70	0.00	0.00	17,374,917.83	155,984,601.81	155,997,648.70
MB03-MBIA Road & Bridge	AR-0016	State Pool	11/01/08	Open	7,573,903.54	7,574,537.04	7,573,903.54	7,574,537.04	0.00	0.00	2,856,438.24	7,573,903.54	7,574,537.04
MB04-MBIA Drainage	AR-0017	State Pool	11/01/08	Open	6,289,079.99	6,289,606.02	6,289,079.99	6,289,606.02	0.00	0.00	1,267,218.21	6,289,079.99	6,289,606.02
MB06-MBIA Toll Rd. Operations	AR-0019	State Pool	11/01/08	Open	53,973,030.79	53,977,545.22	53,973,030.79	53,977,545.22	0.00	0.00	3,143,377.27	53,973,030.79	53,977,545.22
MB12-MBIA ESD 100 AGREEMENT	AR-0041	State Pool	08/31/16	Open	1,989,700.50	1,989,866.93	1,989,700.50	1,989,866.93	0.00	0.00	3,900,000.00	1,989,700.50	1,989,866.93
MB14-MBIA GR PARKWAY OPERATIONS	AR-0043	State Pool	08/31/16	Open	34,898,981.62	34,901,900.64	34,898,981.62	34,901,900.64	0.00	0.00	8,500,000.00	34,898,981.62	34,901,900.64
MB17 - SR LIEN BOND 2016	AR-0046	State Pool	12/09/16	Open	8,017,635.21	8,018,305.80	8,017,635.21	8,018,305.80	0.00	0.00	35,000,000.00	8,017,635.21	8,018,305.80

Portfolio Position
Ft. Bend County
Effective Interest - Actual Life
Receipts in Period
02/01/21 - 02/28/21

7

CUSIP	Invest Number	Security Description	Purchase Date	Call Date	Par Value On 02/01/21	Par Value On 02/28/21	Market Val On 02/01/21	Market Val On 02/28/21	Purchase Cost	Sales Proceeds	Original Princ/Cost	Amor Value On 02/01/21	Amor Value On 02/28/21
MB19-MBIA FBC ASSIST. DIST. #2	AR-0049	State Pool	05/13/20	Open	2,505,511.09	2,505,720.66	2,505,511.09	2,505,720.66	0.00	0.00	2,500,000.00	2,505,511.09	2,505,720.66
MB20-MBIA FBC ASSIST. DIST. #4	AR-0050	State Pool	05/13/20	Open	1,252,755.48	1,252,860.27	1,252,755.48	1,252,860.27	0.00	0.00	1,250,000.00	1,252,755.48	1,252,860.27
MB21-MBIA FBC ASSIST. DIST. #6	AR-0051	State Pool	05/13/20	Open	2,004,408.88	2,004,576.52	2,004,408.88	2,004,576.52	0.00	0.00	2,000,000.00	2,004,408.88	2,004,576.52
MB23-MBIA JUVENILE	AR-0053	State Pool	05/13/20	Open	9,512,857.79	9,513,653.48	9,512,857.79	9,513,653.48	0.00	0.00	8,000,000.00	9,512,857.79	9,513,653.48
MB24-MBIA DEBT SERVICE	AR-0054	State Pool	05/13/20	Open	45,002,078.94	11,005,451.37	45,002,078.94	11,005,451.37	0.00	0.00	21,000,000.00	45,002,078.94	11,005,451.37
MB25-MBIA DRAINAGE DEBT SERVICE	AR-0055	State Pool	05/13/20	Open	1,002,204.35	1,002,288.20	1,002,204.35	1,002,288.20	0.00	0.00	1,000,000.00	1,002,204.35	1,002,288.20
MB26-FACILITIES BOND 2018	AR-0056	State Pool	05/13/20	Open	14,030,861.73	14,032,035.31	14,030,861.73	14,032,035.31	0.00	0.00	14,000,000.00	14,030,861.73	14,032,035.31
MB27-MBIA TX HERITAGE PARKWAY	AR-0057	State Pool	05/13/20	Open	20,002,478.48	20,004,151.54	20,002,478.48	20,004,151.54	0.00	0.00	17,000,000.00	20,002,478.48	20,004,151.54
TT00-TX TERM General	AR-0022	State Pool	11/01/08	Open	1,071.60	1,071.64	1,071.60	1,071.64	0.00	0.00	10,006,437.87	1,071.60	1,071.64
TT02-TX TERM Toll Rd. Operation	AR-0024	State Pool	11/01/08	Open	1,070.38	1,070.42	1,070.38	1,070.42	0.00	0.00	0.00	1,070.38	1,070.42
TT04-TX TERM Road & Bridge	AR-0026	State Pool	11/01/08	Open	1,068.43	1,068.47	1,068.43	1,068.47	0.00	0.00	10,463.28	1,068.43	1,068.47
TT05-TX TERM Drainage	AR-0027	State Pool	11/01/08	Open	354.45	354.46	354.45	354.46	0.00	0.00	109,774.61	354.45	354.46
State Pool Total					425,089,250.04	381,123,831.58	425,089,250.04	381,123,831.58	0.00	0.00	229,418,627.31	425,089,250.04	381,123,831.58
Combined Port Total					653,648,926.57	658,629,610.53	653,648,926.57	658,629,610.53	0.00	0.00	439,613,115.83	653,648,926.57	658,629,610.53

Earnings and Yields Summary

Ft. Bend County

Effective Interest - Actual Life

Receipts in Period

02/01/21 - 02/28/21

8

Security Description	02/01/21 02/07/21	02/08/21 02/14/21	02/15/21 02/21/21	02/22/21 02/28/21	02/01/21 02/28/21
Combined Port					
Money Market	7,528.09	7,528.08	7,528.08	7,758.25	30,342.50
State Pool	<u>8,846.47</u>	<u>8,846.48</u>	<u>8,846.48</u>	<u>8,042.11</u>	<u>34,581.54</u>
Port Total	<u>16,374.56</u>	<u>16,374.56</u>	<u>16,374.56</u>	<u>15,800.36</u>	<u>64,924.04</u>
Combined Port					
Money Market	0.1717	0.1717	0.1717	0.1717	0.1717
State Pool	<u>0.1085</u>	<u>0.1085</u>	<u>0.1085</u>	<u>0.1060</u>	<u>0.1079</u>
Port Total	<u>0.1306</u>	<u>0.1306</u>	<u>0.1306</u>	<u>0.1305</u>	<u>0.1306</u>

Maturity Aging
Ft. Bend County
 Effective Interest - Actual Life
 Receipts in Period
 02/28/21

CUSIP	Invest Number	Security Description	Purchase Date	Days to Maturity	Yield Matur
Cash / Money Market					
	AR-0058	Money Market	01/31/21	0	0.1500
	AR-0047	State Pool	05/12/20	0	0.1007
	AR-0028	State Pool	11/10/08	0	0.1007
	AR-0029	State Pool	11/10/08	0	0.1007
	AR-0032	State Pool	11/10/08	0	0.1007
	AR-0035	State Pool	11/10/08	0	0.1007
	AR-0015	State Pool	11/01/08	0	0.1090
	AR-0016	State Pool	11/01/08	0	0.1090
	AR-0017	State Pool	11/01/08	0	0.1090
	AR-0019	State Pool	11/01/08	0	0.1090
	AR-0041	State Pool	08/31/16	0	0.1090
	AR-0043	State Pool	08/31/16	0	0.1090
	AR-0046	State Pool	12/09/16	0	0.1090
	AR-0049	State Pool	05/13/20	0	0.1090
	AR-0050	State Pool	05/13/20	0	0.1090
	AR-0051	State Pool	05/13/20	0	0.1090
	AR-0053	State Pool	05/13/20	0	0.1090
	AR-0054	State Pool	05/13/20	0	0.1090
	AR-0055	State Pool	05/13/20	0	0.1090
	AR-0056	State Pool	05/13/20	0	0.1090
	AR-0057	State Pool	05/13/20	0	0.1090
	AR-0022	State Pool	11/01/08	0	0.0500
	AR-0024	State Pool	11/01/08	0	0.0500
	AR-0026	State Pool	11/01/08	0	0.0500
	AR-0027	State Pool	11/01/08	<u>0</u>	<u>0.0500</u>
Cash / Money Market Total				<u>0</u>	<u>0.1256</u>
Investment Total				<u>0</u>	<u>0.1256</u>

Activity Statement
Ft. Bend County
 Effective Interest - Actual Life
 Receipts in Period
 02/01/21 - 02/28/21

Purchase Date	Sale Date	CUSIP	Invest Number	Security Description	Amor Value On 02/01/21	Changes In Principal	Purchase Cost	Sales Proceeds	Purchased Interest	Int/Div Rec In the Perd	Amor Value On 02/28/21
Money Market											
01/31/21	Open	Cadence-Money Market Accts	AR-0058	Money Market	228,559,676.53	48,946,102.42	0.00	0.00	0.00	30,342.50	277,505,778.95
Money Market Total					228,559,676.53	48,946,102.42	0.00	0.00	0.00	30,342.50	277,505,778.95
State Pool											
11/01/08	Open	MB02-MBIA General	AR-0015	State Pool	155,984,601.81	13,046.89	0.00	0.00	0.00	13,046.89	155,997,648.70
11/01/08	Open	MB03-MBIA Road & Bridge	AR-0016	State Pool	7,573,903.54	633.50	0.00	0.00	0.00	633.50	7,574,537.04
11/01/08	Open	MB04-MBIA Drainage	AR-0017	State Pool	6,289,079.99	526.03	0.00	0.00	0.00	526.03	6,289,606.02
11/01/08	Open	MB06-MBIA Toll Rd. Operations	AR-0019	State Pool	53,973,030.79	4,514.43	0.00	0.00	0.00	4,514.43	53,977,545.22
11/01/08	Open	TT00-TX TERM General	AR-0022	State Pool	1,071.60	0.04	0.00	0.00	0.00	0.04	1,071.64
11/01/08	Open	TT02-TX TERM Toll Rd. Operation	AR-0024	State Pool	1,070.38	0.04	0.00	0.00	0.00	0.04	1,070.42
11/01/08	Open	TT04-TX TERM Road & Bridge	AR-0026	State Pool	1,068.43	0.04	0.00	0.00	0.00	0.04	1,068.47
11/01/08	Open	TT05-TX TERM Drainage	AR-0027	State Pool	354.45	0.01	0.00	0.00	0.00	0.01	354.46
11/10/08	Open	LOG1-Logic- General	AR-0028	State Pool	742,760.51	57.35	0.00	0.00	0.00	57.35	742,817.86
11/10/08	Open	LOG2-Logic-Toll Rd.Operations	AR-0029	State Pool	35,112,713.22	2,711.58	0.00	0.00	0.00	2,711.58	35,115,424.80
11/10/08	Open	LOG5-Logic-Drainage	AR-0032	State Pool	522,135.06	40.33	0.00	0.00	0.00	40.33	522,175.39
11/10/08	Open	LOG8-Logic-Road & Bridge	AR-0035	State Pool	2,522,700.20	194.82	0.00	0.00	0.00	194.82	2,522,895.02
08/31/16	Open	MB12-MBIA ESD 100 AGREEMENT	AR-0041	State Pool	1,989,700.50	166.43	0.00	0.00	0.00	166.43	1,989,866.93
08/31/16	Open	MB14-MBIA GR PARKWAY OPERATIONS	AR-0043	State Pool	34,898,981.62	2,919.02	0.00	0.00	0.00	2,919.02	34,901,900.64
12/09/16	Open	MB17 - SR LIEN BOND 2016	AR-0046	State Pool	8,017,635.21	670.59	0.00	0.00	0.00	670.59	8,018,305.80
05/12/20	Open	LO10-LOGIC-COUNTY'S CARE ACT	AR-0047	State Pool	22,145,285.99	-9,998,480.17	0.00	0.00	0.00	1,519.83	12,146,805.82
05/13/20	Open	MB19-MBIA FBC ASSIST. DIST. #2	AR-0049	State Pool	2,505,511.09	209.57	0.00	0.00	0.00	209.57	2,505,720.66
05/13/20	Open	MB20- MBIA FBC ASSIST. DIST. #4	AR-0050	State Pool	1,252,755.48	104.79	0.00	0.00	0.00	104.79	1,252,860.27
05/13/20	Open	MB21-MBIA FBC ASSIST. DIST. #6	AR-0051	State Pool	2,004,408.88	167.64	0.00	0.00	0.00	167.64	2,004,576.52
05/13/20	Open	MB23-MBIA JUVENILE	AR-0053	State Pool	9,512,857.79	795.69	0.00	0.00	0.00	795.69	9,513,653.48
05/13/20	Open	MB24-MBIA DEBT SERVICE	AR-0054	State Pool	45,002,078.94	-33,996,627.57	0.00	0.00	0.00	3,372.43	11,005,451.37
05/13/20	Open	MB25-MBIA DRAINAGE DEBT SERVICE	AR-0055	State Pool	1,002,204.35	83.85	0.00	0.00	0.00	83.85	1,002,288.20
05/13/20	Open	MB26-FACILITIES BOND 2018	AR-0056	State Pool	14,030,861.73	1,173.58	0.00	0.00	0.00	1,173.58	14,032,035.31
05/13/20	Open	MB27-MBIA TX HERITAGE PARKWAY	AR-0057	State Pool	20,002,478.48	1,673.06	0.00	0.00	0.00	1,673.06	20,004,151.54
State Pool Total					425,089,250.04	-43,965,418.46	0.00	0.00	0.00	34,581.54	381,123,831.58
Investment Total					653,648,926.57	4,980,683.96	0.00	0.00	0.00	64,924.04	658,629,610.53

Interest Accrual
Ft. Bend County
Effective Interest - Actual Life
Receipts in Period
02/01/21 - 02/28/21

CUSIP	Invest Number	Security Description	Purchase Date	Sale Date	Yield Earned	Ending Par Val/Shares	Ending Amor Val/Cost	Purchased Interest	Int/Div Rec In the Perd	Int/Div Accrued In the Perd	PTD Purch Received	Int/Div Rec Purch/Date	Int/Div Accrued Purch/Date
09 - Temporary Holding													
Money Market													
Cadence-Money Market Accts	AR-0058	Money Market	01/31/21	Open	<u>0.1717</u>	<u>277,505,778.95</u>	<u>277,505,778.95</u>	<u>0.00</u>	<u>30,342.50</u>	<u>0.00</u>	<u>0.00</u>	<u>65,145.87</u>	<u>0.00</u>
Money Market Total					<u>0.1717</u>	<u>277,505,778.95</u>	<u>277,505,778.95</u>	<u>0.00</u>	<u>30,342.50</u>	<u>0.00</u>	<u>0.00</u>	<u>65,145.87</u>	<u>0.00</u>
09 - Temporary Holding Total					<u>0.1717</u>	<u>277,505,778.95</u>	<u>277,505,778.95</u>	<u>0.00</u>	<u>30,342.50</u>	<u>0.00</u>	<u>0.00</u>	<u>65,145.87</u>	<u>0.00</u>
145 - ESD 100 Agreement													
State Pool													
MB12-MBIA ESD 100 AGREEMENT	AR-0041	State Pool	08/31/16	Open	<u>0.1090</u>	<u>1,989,866.93</u>	<u>1,989,866.93</u>	<u>0.00</u>	<u>166.43</u>	<u>0.00</u>	<u>0.00</u>	<u>88,308.17</u>	<u>0.00</u>
State Pool Total					<u>0.1090</u>	<u>1,989,866.93</u>	<u>1,989,866.93</u>	<u>0.00</u>	<u>166.43</u>	<u>0.00</u>	<u>0.00</u>	<u>88,308.17</u>	<u>0.00</u>
145 - ESD 100 Agreement Total					<u>0.1090</u>	<u>1,989,866.93</u>	<u>1,989,866.93</u>	<u>0.00</u>	<u>166.43</u>	<u>0.00</u>	<u>0.00</u>	<u>88,308.17</u>	<u>0.00</u>
802 - Sr Lien 2016													
State Pool													
MB17 - SR LIEN BOND 2016	AR-0046	State Pool	12/09/16	Open	<u>0.1090</u>	<u>8,018,305.80</u>	<u>8,018,305.80</u>	<u>0.00</u>	<u>670.59</u>	<u>0.00</u>	<u>0.00</u>	<u>169,046.84</u>	<u>0.00</u>
State Pool Total					<u>0.1090</u>	<u>8,018,305.80</u>	<u>8,018,305.80</u>	<u>0.00</u>	<u>670.59</u>	<u>0.00</u>	<u>0.00</u>	<u>169,046.84</u>	<u>0.00</u>
802 - Sr Lien 2016 Total					<u>0.1090</u>	<u>8,018,305.80</u>	<u>8,018,305.80</u>	<u>0.00</u>	<u>670.59</u>	<u>0.00</u>	<u>0.00</u>	<u>169,046.84</u>	<u>0.00</u>
810 - FBC Toll Road Operations													
State Pool													
TT02-TX TERM Toll Rd. Operation	AR-0024	State Pool	11/01/08	Open	<u>0.0000</u>	<u>0.00</u>	<u>0.00</u>	<u>0.00</u>	<u>0.00</u>	<u>0.00</u>	<u>0.00</u>	<u>0.00</u>	<u>0.00</u>
State Pool Total					<u>0.0000</u>	<u>0.00</u>	<u>0.00</u>	<u>0.00</u>	<u>0.00</u>	<u>0.00</u>	<u>0.00</u>	<u>0.00</u>	<u>0.00</u>
810 - FBC Toll Road Operations Total					<u>0.0000</u>	<u>0.00</u>	<u>0.00</u>	<u>0.00</u>	<u>0.00</u>	<u>0.00</u>	<u>0.00</u>	<u>0.00</u>	<u>0.00</u>
815 - Grand Parkway Operations													
State Pool													
MB14-MBIA GR PARKWAY OPERATIONS	AR-0043	State Pool	08/31/16	Open	<u>0.1090</u>	<u>34,901,900.64</u>	<u>34,901,900.64</u>	<u>0.00</u>	<u>2,919.02</u>	<u>0.00</u>	<u>0.00</u>	<u>401,895.16</u>	<u>0.00</u>
State Pool Total					<u>0.1090</u>	<u>34,901,900.64</u>	<u>34,901,900.64</u>	<u>0.00</u>	<u>2,919.02</u>	<u>0.00</u>	<u>0.00</u>	<u>401,895.16</u>	<u>0.00</u>
815 - Grand Parkway Operations Total					<u>0.1090</u>	<u>34,901,900.64</u>	<u>34,901,900.64</u>	<u>0.00</u>	<u>2,919.02</u>	<u>0.00</u>	<u>0.00</u>	<u>401,895.16</u>	<u>0.00</u>
LO10 - LOGIC COUNTYS CARES ACT													
State Pool													
LO10-LOGIC-COUNTY'S CARE ACT	AR-0047	State Pool	05/12/20	Open	<u>0.1008</u>	<u>12,146,805.82</u>	<u>12,146,805.82</u>	<u>0.00</u>	<u>1,519.83</u>	<u>0.00</u>	<u>0.00</u>	<u>146,805.82</u>	<u>0.00</u>
State Pool Total					<u>0.1008</u>	<u>12,146,805.82</u>	<u>12,146,805.82</u>	<u>0.00</u>	<u>1,519.83</u>	<u>0.00</u>	<u>0.00</u>	<u>146,805.82</u>	<u>0.00</u>
LO10 - LOGIC COUNTYS CARES ACT Total					<u>0.1008</u>	<u>12,146,805.82</u>	<u>12,146,805.82</u>	<u>0.00</u>	<u>1,519.83</u>	<u>0.00</u>	<u>0.00</u>	<u>146,805.82</u>	<u>0.00</u>
LOG1 - LOGIC GENERAL													
State Pool													
LOG1-Logic- General	AR-0028	State Pool	11/10/08	Open	<u>0.1007</u>	<u>742,817.86</u>	<u>742,817.86</u>	<u>0.00</u>	<u>57.35</u>	<u>0.00</u>	<u>0.00</u>	<u>813,250.84</u>	<u>0.00</u>
State Pool Total					<u>0.1007</u>	<u>742,817.86</u>	<u>742,817.86</u>	<u>0.00</u>	<u>57.35</u>	<u>0.00</u>	<u>0.00</u>	<u>813,250.84</u>	<u>0.00</u>
LOG1 - LOGIC GENERAL Total					<u>0.1007</u>	<u>742,817.86</u>	<u>742,817.86</u>	<u>0.00</u>	<u>57.35</u>	<u>0.00</u>	<u>0.00</u>	<u>813,250.84</u>	<u>0.00</u>
LOG2 - LOGIC TOLL OPERATIONS													
State Pool													
LOG2-Logic-Toll Rd.Operations	AR-0029	State Pool	11/10/08	Open	<u>0.1007</u>	<u>35,115,424.80</u>	<u>35,115,424.80</u>	<u>0.00</u>	<u>2,711.58</u>	<u>0.00</u>	<u>0.00</u>	<u>176,755.88</u>	<u>0.00</u>
State Pool Total					<u>0.1007</u>	<u>35,115,424.80</u>	<u>35,115,424.80</u>	<u>0.00</u>	<u>2,711.58</u>	<u>0.00</u>	<u>0.00</u>	<u>176,755.88</u>	<u>0.00</u>
LOG2 - LOGIC TOLL OPERATIONS Total					<u>0.1007</u>	<u>35,115,424.80</u>	<u>35,115,424.80</u>	<u>0.00</u>	<u>2,711.58</u>	<u>0.00</u>	<u>0.00</u>	<u>176,755.88</u>	<u>0.00</u>
LOG5 - LOGIC DRAINAGE													
State Pool													
LOG5-Logic-Drainage	AR-0032	State Pool	11/10/08	Open	<u>0.1007</u>	<u>522,175.39</u>	<u>522,175.39</u>	<u>0.00</u>	<u>40.33</u>	<u>0.00</u>	<u>0.00</u>	<u>24,419.16</u>	<u>0.00</u>
State Pool Total					<u>0.1007</u>	<u>522,175.39</u>	<u>522,175.39</u>	<u>0.00</u>	<u>40.33</u>	<u>0.00</u>	<u>0.00</u>	<u>24,419.16</u>	<u>0.00</u>
LOG5 - LOGIC DRAINAGE Total					<u>0.1007</u>	<u>522,175.39</u>	<u>522,175.39</u>	<u>0.00</u>	<u>40.33</u>	<u>0.00</u>	<u>0.00</u>	<u>24,419.16</u>	<u>0.00</u>
LOG8 - LOGIC ROAD & BRIDGE													

Interest Accrual

Ft. Bend County

Effective Interest - Actual Life
Receipts in Period
02/01/21 - 02/28/21

CUSIP	Invest Number	Security Description	Purchase Date	Sale Date	Yield Earned	Ending Par Val/Shares	Ending Amor Val/Cost	Purchased Interest	Int/Div Rec In the Perd	Int/Div Accrued In the Perd	PTD Purch Received	Int/Div Rec Purch/Date	Int/Div Accrued Purch/Date
State Pool													
LOG8-Logic-Road & Bridge	AR-0035	State Pool	11/10/08	Open	<u>0.1007</u>	<u>2,522,895.02</u>	<u>2,522,895.02</u>	<u>0.00</u>	<u>194.82</u>	<u>0.00</u>	<u>0.00</u>	<u>28,382.54</u>	<u>0.00</u>
State Pool Total					<u>0.1007</u>	<u>2,522,895.02</u>	<u>2,522,895.02</u>	<u>0.00</u>	<u>194.82</u>	<u>0.00</u>	<u>0.00</u>	<u>28,382.54</u>	<u>0.00</u>
LOG8 - LOGIC ROAD & BRIDGE Total					<u>0.1007</u>	<u>2,522,895.02</u>	<u>2,522,895.02</u>	<u>0.00</u>	<u>194.82</u>	<u>0.00</u>	<u>0.00</u>	<u>28,382.54</u>	<u>0.00</u>
MB02 - MBIA GENERAL													
State Pool													
MB02-MBIA General	AR-0015	State Pool	11/01/08	Open	<u>0.1090</u>	<u>155,997,648.70</u>	<u>155,997,648.70</u>	<u>0.00</u>	<u>13,046.89</u>	<u>0.00</u>	<u>0.00</u>	<u>726,999.07</u>	<u>0.00</u>
State Pool Total					<u>0.1090</u>	<u>155,997,648.70</u>	<u>155,997,648.70</u>	<u>0.00</u>	<u>13,046.89</u>	<u>0.00</u>	<u>0.00</u>	<u>726,999.07</u>	<u>0.00</u>
MB02 - MBIA GENERAL Total					<u>0.1090</u>	<u>155,997,648.70</u>	<u>155,997,648.70</u>	<u>0.00</u>	<u>13,046.89</u>	<u>0.00</u>	<u>0.00</u>	<u>726,999.07</u>	<u>0.00</u>
MB03 - MBIA ROAD & BRIDGE													
State Pool													
MB03-MBIA Road & Bridge	AR-0016	State Pool	11/01/08	Open	<u>0.1090</u>	<u>7,574,537.04</u>	<u>7,574,537.04</u>	<u>0.00</u>	<u>633.50</u>	<u>0.00</u>	<u>0.00</u>	<u>115,276.19</u>	<u>0.00</u>
State Pool Total					<u>0.1090</u>	<u>7,574,537.04</u>	<u>7,574,537.04</u>	<u>0.00</u>	<u>633.50</u>	<u>0.00</u>	<u>0.00</u>	<u>115,276.19</u>	<u>0.00</u>
MB03 - MBIA ROAD & BRIDGE Total					<u>0.1090</u>	<u>7,574,537.04</u>	<u>7,574,537.04</u>	<u>0.00</u>	<u>633.50</u>	<u>0.00</u>	<u>0.00</u>	<u>115,276.19</u>	<u>0.00</u>
MB04 - MBIA DRAINAGE													
State Pool													
MB04-MBIA Drainage	AR-0017	State Pool	11/01/08	Open	<u>0.1090</u>	<u>6,289,606.02</u>	<u>6,289,606.02</u>	<u>0.00</u>	<u>526.03</u>	<u>0.00</u>	<u>0.00</u>	<u>144,898.42</u>	<u>2,620.73</u>
State Pool Total					<u>0.1090</u>	<u>6,289,606.02</u>	<u>6,289,606.02</u>	<u>0.00</u>	<u>526.03</u>	<u>0.00</u>	<u>0.00</u>	<u>144,898.42</u>	<u>2,620.73</u>
MB04 - MBIA DRAINAGE Total					<u>0.1090</u>	<u>6,289,606.02</u>	<u>6,289,606.02</u>	<u>0.00</u>	<u>526.03</u>	<u>0.00</u>	<u>0.00</u>	<u>144,898.42</u>	<u>2,620.73</u>
MB06 - MBIA TOLL RD OPERATIONS													
State Pool													
MB06-MBIA Toll Rd. Operations	AR-0019	State Pool	11/01/08	Open	<u>0.1090</u>	<u>53,977,545.22</u>	<u>53,977,545.22</u>	<u>0.00</u>	<u>4,514.43</u>	<u>0.00</u>	<u>0.00</u>	<u>664,711.66</u>	<u>38,363.64</u>
State Pool Total					<u>0.1090</u>	<u>53,977,545.22</u>	<u>53,977,545.22</u>	<u>0.00</u>	<u>4,514.43</u>	<u>0.00</u>	<u>0.00</u>	<u>664,711.66</u>	<u>38,363.64</u>
MB06 - MBIA TOLL RD OPERATIONS Total					<u>0.1090</u>	<u>53,977,545.22</u>	<u>53,977,545.22</u>	<u>0.00</u>	<u>4,514.43</u>	<u>0.00</u>	<u>0.00</u>	<u>664,711.66</u>	<u>38,363.64</u>
MB19 - MBIA FBC ASSIST DIST #2													
State Pool													
MB19-MBIA FBC ASSIST. DIST. #2	AR-0049	State Pool	05/13/20	Open	<u>0.1090</u>	<u>2,505,720.66</u>	<u>2,505,720.66</u>	<u>0.00</u>	<u>209.57</u>	<u>0.00</u>	<u>0.00</u>	<u>5,720.66</u>	<u>0.00</u>
State Pool Total					<u>0.1090</u>	<u>2,505,720.66</u>	<u>2,505,720.66</u>	<u>0.00</u>	<u>209.57</u>	<u>0.00</u>	<u>0.00</u>	<u>5,720.66</u>	<u>0.00</u>
MB19 - MBIA FBC ASSIST DIST #2 Total					<u>0.1090</u>	<u>2,505,720.66</u>	<u>2,505,720.66</u>	<u>0.00</u>	<u>209.57</u>	<u>0.00</u>	<u>0.00</u>	<u>5,720.66</u>	<u>0.00</u>
MB20 - MBIA FBC ASSIST DIST #4													
State Pool													
MB20- MBIA FBC ASSIST. DIST. #4	AR-0050	State Pool	05/13/20	Open	<u>0.1090</u>	<u>1,252,860.27</u>	<u>1,252,860.27</u>	<u>0.00</u>	<u>104.79</u>	<u>0.00</u>	<u>0.00</u>	<u>2,860.27</u>	<u>0.00</u>
State Pool Total					<u>0.1090</u>	<u>1,252,860.27</u>	<u>1,252,860.27</u>	<u>0.00</u>	<u>104.79</u>	<u>0.00</u>	<u>0.00</u>	<u>2,860.27</u>	<u>0.00</u>
MB20 - MBIA FBC ASSIST DIST #4 Total					<u>0.1090</u>	<u>1,252,860.27</u>	<u>1,252,860.27</u>	<u>0.00</u>	<u>104.79</u>	<u>0.00</u>	<u>0.00</u>	<u>2,860.27</u>	<u>0.00</u>
MB21 - MBIA ASSIST DIST #6													
State Pool													
MB21-MBIA FBC ASSIST. DIST. #6	AR-0051	State Pool	05/13/20	Open	<u>0.1090</u>	<u>2,004,576.52</u>	<u>2,004,576.52</u>	<u>0.00</u>	<u>167.64</u>	<u>0.00</u>	<u>0.00</u>	<u>4,576.52</u>	<u>0.00</u>
State Pool Total					<u>0.1090</u>	<u>2,004,576.52</u>	<u>2,004,576.52</u>	<u>0.00</u>	<u>167.64</u>	<u>0.00</u>	<u>0.00</u>	<u>4,576.52</u>	<u>0.00</u>
MB21 - MBIA ASSIST DIST #6 Total					<u>0.1090</u>	<u>2,004,576.52</u>	<u>2,004,576.52</u>	<u>0.00</u>	<u>167.64</u>	<u>0.00</u>	<u>0.00</u>	<u>4,576.52</u>	<u>0.00</u>
MB23 - MBIA JUVENILE													
State Pool													
MB23-MBIA JUVENILE	AR-0053	State Pool	05/13/20	Open	<u>0.1090</u>	<u>9,513,653.48</u>	<u>9,513,653.48</u>	<u>0.00</u>	<u>795.69</u>	<u>0.00</u>	<u>0.00</u>	<u>13,653.48</u>	<u>0.00</u>
State Pool Total					<u>0.1090</u>	<u>9,513,653.48</u>	<u>9,513,653.48</u>	<u>0.00</u>	<u>795.69</u>	<u>0.00</u>	<u>0.00</u>	<u>13,653.48</u>	<u>0.00</u>
MB23 - MBIA JUVENILE Total					<u>0.1090</u>	<u>9,513,653.48</u>	<u>9,513,653.48</u>	<u>0.00</u>	<u>795.69</u>	<u>0.00</u>	<u>0.00</u>	<u>13,653.48</u>	<u>0.00</u>
MB24 - MBIA DEBT SERVICE													
State Pool													

Interest Accrual
Ft. Bend County
Effective Interest - Actual Life
Receipts in Period
02/01/21 - 02/28/21

CUSIP	Invest Number	Security Description	Purchase Date	Sale Date	Yield Earned	Ending Par Val/Shares	Ending Amor Val/Cost	Purchased Interest	Int/Div Rec In the Perd	Int/Div Accrued In the Perd	PTD Purch Received	Int/Div Rec Purch/Date	Int/Div Accrued Purch/Date
MB24-MBIA DEBT SERVICE	AR-0054	State Pool	05/13/20	Open	0.1095	11,005,451.37	11,005,451.37	0.00	3,372.43	0.00	0.00	37,174.13	0.00
State Pool Total					0.1095	11,005,451.37	11,005,451.37	0.00	3,372.43	0.00	0.00	37,174.13	0.00
MB24 - MBIA DEBT SERVICE Total					0.1095	11,005,451.37	11,005,451.37	0.00	3,372.43	0.00	0.00	37,174.13	0.00
MB25 - MBIA DRAINAGE DEBT SERVICE													
State Pool													
MB25-MBIA DRAINAGE DEBT SERVICE	AR-0055	State Pool	05/13/20	Open	0.1091	1,002,288.20	1,002,288.20	0.00	83.85	0.00	0.00	2,288.20	0.00
State Pool Total					0.1091	1,002,288.20	1,002,288.20	0.00	83.85	0.00	0.00	2,288.20	0.00
MB25 - MBIA DRAINAGE DEBT SERVICE Total					0.1091	1,002,288.20	1,002,288.20	0.00	83.85	0.00	0.00	2,288.20	0.00
MB26 - MBIA FACILITIES BOND 2018													
State Pool													
MB26-FACILITIES BOND 2018	AR-0056	State Pool	05/13/20	Open	0.1090	14,032,035.31	14,032,035.31	0.00	1,173.58	0.00	0.00	32,035.31	0.00
State Pool Total					0.1090	14,032,035.31	14,032,035.31	0.00	1,173.58	0.00	0.00	32,035.31	0.00
MB26 - MBIA FACILITIES BOND 2018 Total					0.1090	14,032,035.31	14,032,035.31	0.00	1,173.58	0.00	0.00	32,035.31	0.00
MB27 - MBIA TX HERITAGE PARKWAY 2020													
State Pool													
MB27-MBIA TX HERITAGE PARKWAY	AR-0057	State Pool	05/13/20	Open	0.1090	20,004,151.54	20,004,151.54	0.00	1,673.06	0.00	0.00	34,530.89	0.00
State Pool Total					0.1090	20,004,151.54	20,004,151.54	0.00	1,673.06	0.00	0.00	34,530.89	0.00
MB27 - MBIA TX HERITAGE PARKWAY 2020 Total					0.1090	20,004,151.54	20,004,151.54	0.00	1,673.06	0.00	0.00	34,530.89	0.00
TT00 - TEXAS TERM GENERAL													
State Pool													
TT00-TX TERM General	AR-0022	State Pool	11/01/08	Open	0.0487	1,071.64	1,071.64	0.00	0.04	0.00	0.00	21,456.41	0.00
State Pool Total					0.0487	1,071.64	1,071.64	0.00	0.04	0.00	0.00	21,456.41	0.00
TT00 - TEXAS TERM GENERAL Total					0.0487	1,071.64	1,071.64	0.00	0.04	0.00	0.00	21,456.41	0.00
TT02 - TEXAS TERM TOLL OPERATIONS													
State Pool													
TT02-TX TERM Toll Rd. Operation	AR-0024	State Pool	11/01/08	Open	0.0487	1,070.42	1,070.42	0.00	0.04	0.00	0.00	18,000.32	0.00
State Pool Total					0.0487	1,070.42	1,070.42	0.00	0.04	0.00	0.00	18,000.32	0.00
TT02 - TEXAS TERM TOLL OPERATIONS Total					0.0487	1,070.42	1,070.42	0.00	0.04	0.00	0.00	18,000.32	0.00
TT04 - TEXAS TERM ROAD & BRIDGE													
State Pool													
TT04-TX TERM Road & Bridge	AR-0026	State Pool	11/01/08	Open	0.0488	1,068.47	1,068.47	0.00	0.04	0.00	0.00	8,275.75	0.00
State Pool Total					0.0488	1,068.47	1,068.47	0.00	0.04	0.00	0.00	8,275.75	0.00
TT04 - TEXAS TERM ROAD & BRIDGE Total					0.0488	1,068.47	1,068.47	0.00	0.04	0.00	0.00	8,275.75	0.00
TT05 - TEXAS TERM DRAINAGE													
State Pool													
TT05-TX TERM Drainage	AR-0027	State Pool	11/01/08	Open	0.0368	354.46	354.46	0.00	0.01	0.00	0.00	5,033.73	0.00
State Pool Total					0.0368	354.46	354.46	0.00	0.01	0.00	0.00	5,033.73	0.00
TT05 - TEXAS TERM DRAINAGE Total					0.0368	354.46	354.46	0.00	0.01	0.00	0.00	5,033.73	0.00

Premium/Discount Amortization

Ft. Bend County

Effective Interest - Actual Life

Receipts in Period

02/01/21 - 02/28/21

14

CUSIP	Invest Number	Security Description	Purchase Date	Amortiz Date	Yield Earned	Beginning Par Val/Shares	Beginning Unamor Val/Cost	Premium Discount	Ending Par Val/Shares	Ending Amor Val/Cost	Unamor Prem/Dscnt	Amortization In the Perd	Amortization Purch/Date
Money Market													
	AR-0058	Money Market	01/31/21	Open	0.1717	228,559,676.53	228,559,676.53	0.00	277,505,778.95	277,505,778.95	0.00	0.00	0.00
Money Market Total					0.1717	228,559,676.53	228,559,676.53	0.00	277,505,778.95	277,505,778.95	0.00	0.00	0.00
State Pool													
MB02-MBIA General	AR-0015	State Pool	11/01/08	Open	0.1090	155,984,601.81	155,984,601.81	0.00	155,997,648.70	155,997,648.70	0.00	0.00	0.00
MB03-MBIA Road & Bridge	AR-0016	State Pool	11/01/08	Open	0.1090	7,573,903.54	7,573,903.54	0.00	7,574,537.04	7,574,537.04	0.00	0.00	0.00
MB04-MBIA Drainage	AR-0017	State Pool	11/01/08	Open	0.1090	6,289,079.99	6,289,079.99	0.00	6,289,606.02	6,289,606.02	0.00	0.00	0.00
MB06-MBIA Toll Rd. Operations	AR-0019	State Pool	11/01/08	Open	0.1090	53,973,030.79	53,973,030.79	0.00	53,977,545.22	53,977,545.22	0.00	0.00	0.00
TT00-TX TERM General	AR-0022	State Pool	11/01/08	Open	0.0487	1,071.60	1,071.60	0.00	1,071.64	1,071.64	0.00	0.00	0.00
TT02-TX TERM Toll Rd. Operation	AR-0024	State Pool	11/01/08	Open	0.0487	1,070.38	1,070.38	0.00	1,070.42	1,070.42	0.00	0.00	0.00
TT04-TX TERM Road & Bridge	AR-0026	State Pool	11/01/08	Open	0.0488	1,068.43	1,068.43	0.00	1,068.47	1,068.47	0.00	0.00	0.00
TT05-TX TERM Drainage	AR-0027	State Pool	11/01/08	Open	0.0368	354.45	354.45	0.00	354.46	354.46	0.00	0.00	0.00
LOG1-Logic- General	AR-0028	State Pool	11/10/08	Open	0.1007	742,760.51	742,760.51	0.00	742,817.86	742,817.86	0.00	0.00	0.00
LOG2-Logic-Toll Rd. Operations	AR-0029	State Pool	11/10/08	Open	0.1007	35,112,713.22	35,112,713.22	0.00	35,115,424.80	35,115,424.80	0.00	0.00	0.00
LOG5-Logic-Drainage	AR-0032	State Pool	11/10/08	Open	0.1007	522,135.06	522,135.06	0.00	522,175.39	522,175.39	0.00	0.00	0.00
LOG8-Logic-Road & Bridge	AR-0035	State Pool	11/10/08	Open	0.1007	2,522,700.20	2,522,700.20	0.00	2,522,895.02	2,522,895.02	0.00	0.00	0.00
MB12-MBIA ESD 100 AGREEMENT	AR-0041	State Pool	08/31/16	Open	0.1090	1,989,700.50	1,989,700.50	0.00	1,989,866.93	1,989,866.93	0.00	0.00	0.00
MB14-MBIA GR PARKWAY OPERATIONS	AR-0043	State Pool	08/31/16	Open	0.1090	34,898,981.62	34,898,981.62	0.00	34,901,900.64	34,901,900.64	0.00	0.00	0.00
MB17 - SR LIEN BOND 2016	AR-0046	State Pool	12/09/16	Open	0.1090	8,017,635.21	8,017,635.21	0.00	8,018,305.80	8,018,305.80	0.00	0.00	0.00
LO10-LOGIC-COUNTY'S CARE ACT	AR-0047	State Pool	05/12/20	Open	0.1008	22,145,285.99	22,145,285.99	0.00	12,146,805.82	12,146,805.82	0.00	0.00	0.00
MB19-MBIA FBC ASSIST. DIST. #2	AR-0049	State Pool	05/13/20	Open	0.1090	2,505,511.09	2,505,511.09	0.00	2,505,720.66	2,505,720.66	0.00	0.00	0.00
MB20- MBIA FBC ASSIST. DIST. #4	AR-0050	State Pool	05/13/20	Open	0.1090	1,252,755.48	1,252,755.48	0.00	1,252,860.27	1,252,860.27	0.00	0.00	0.00
MB21-MBIA FBC ASSIST. DIST. #6	AR-0051	State Pool	05/13/20	Open	0.1090	2,004,408.88	2,004,408.88	0.00	2,004,576.52	2,004,576.52	0.00	0.00	0.00
MB23-MBIA JUVENILE	AR-0053	State Pool	05/13/20	Open	0.1090	9,512,857.79	9,512,857.79	0.00	9,513,653.48	9,513,653.48	0.00	0.00	0.00
MB24-MBIA DEBT SERVICE	AR-0054	State Pool	05/13/20	Open	0.1095	45,002,078.94	45,002,078.94	0.00	11,005,451.37	11,005,451.37	0.00	0.00	0.00
MB25-MBIA DRAINAGE DEBT SERVICE	AR-0055	State Pool	05/13/20	Open	0.1091	1,002,204.35	1,002,204.35	0.00	1,002,288.20	1,002,288.20	0.00	0.00	0.00
MB26-FACILITIES BOND 2018	AR-0056	State Pool	05/13/20	Open	0.1090	14,030,861.73	14,030,861.73	0.00	14,032,035.31	14,032,035.31	0.00	0.00	0.00
MB27-MBIA TX HERITAGE PARKWAY	AR-0057	State Pool	05/13/20	Open	0.1090	20,002,478.48	20,002,478.48	0.00	20,004,151.54	20,004,151.54	0.00	0.00	0.00
State Pool Total					0.1079	425,089,250.04	425,089,250.04	0.00	381,123,831.58	381,123,831.58	0.00	0.00	0.00
Investment Total					0.1306	653,648,926.57	653,648,926.57	0.00	658,629,610.53	658,629,610.53	0.00	0.00	0.00

Open Investments

Ft. Bend County

Effective Interest - Actual Life
Receipts in Period
02/28/21

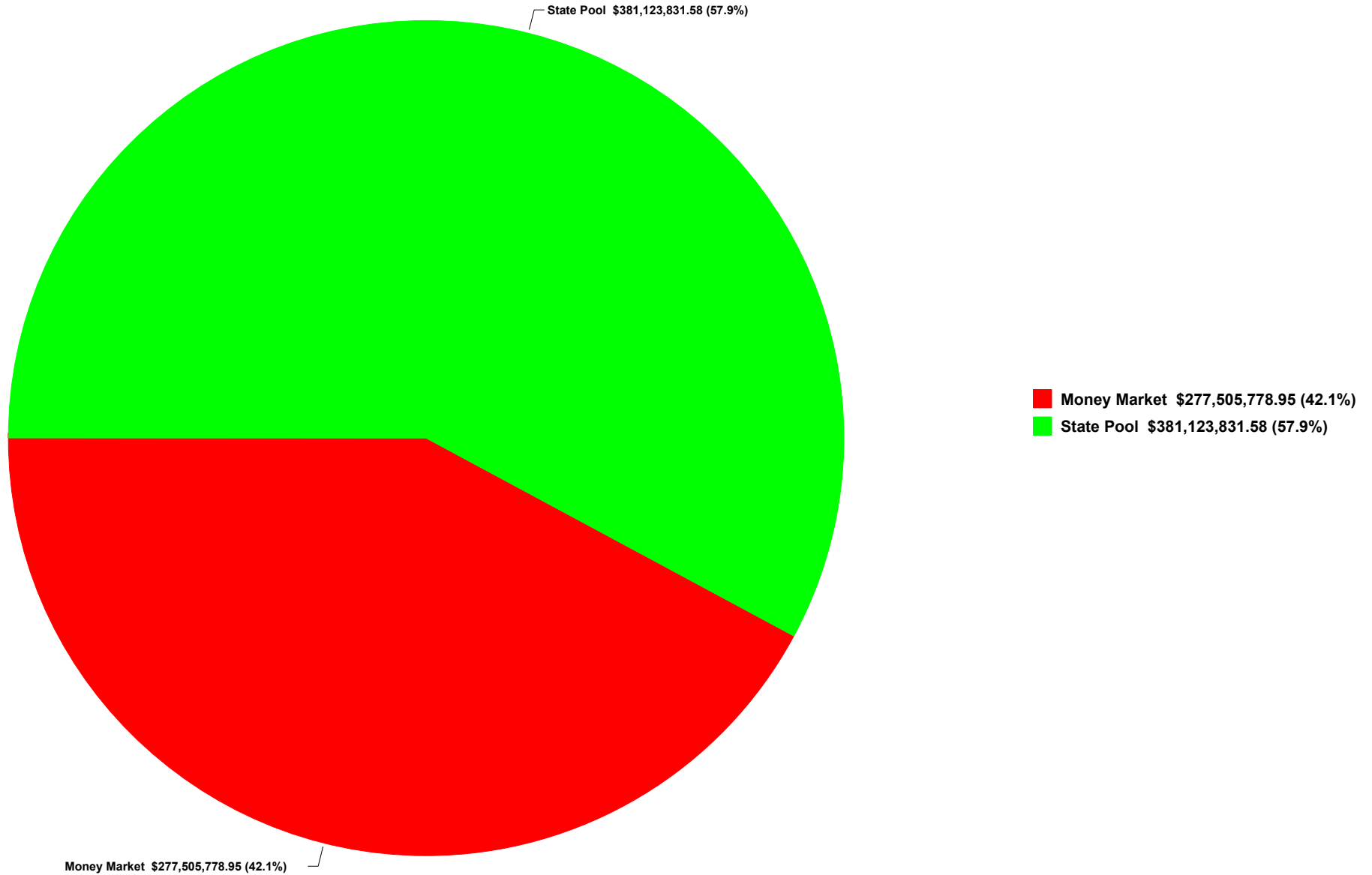
CUSIP	Invest Number	Security Description	Invest Class	Purchase Date	Call Date	Purchase Institut	SafeKeep Institut	Issuing Institut	Yield Matur	Yield Call	Original Unit Cost	Original Par Val/Shares	Original Princ/Cost	Orig Prem Discount	Ending Unit Price	Ending Par Val/Shares	Ending Amor Val/Cost	Ending Prem/Dscnt
Money Market																		
Cadence-Money Market Accts																		
	AR-0058	Money Market		01/31/21	Open	101	None	101	0.1500	0.1500	1.000000	210,194,488.52	210,194,488.52	0.00	1.000000	277,505,778.95	277,505,778.95	0.00
Money Market Total																		
									<u>0.1500</u>	<u>0.1500</u>	<u>1.000000</u>	<u>210,194,488.52</u>	<u>210,194,488.52</u>	<u>0.00</u>	<u>1.000000</u>	<u>277,505,778.95</u>	<u>277,505,778.95</u>	<u>0.00</u>
State Pool																		
MB02-MBIA General																		
	AR-0015	State Pool		11/01/08	Open	2000	None	2000	0.1090	0.1090	1.000000	17,374,917.83	17,374,917.83	0.00	1.000000	155,997,648.70	155,997,648.70	0.00
MB03-MBIA Road & Bridge																		
	AR-0016	State Pool		11/01/08	Open	2000	None	2000	0.1090	0.1090	1.000000	2,856,438.24	2,856,438.24	0.00	1.000000	7,574,537.04	7,574,537.04	0.00
MB04-MBIA Drainage																		
	AR-0017	State Pool		11/01/08	Open	2000	None	2000	0.1090	0.1090	1.000000	1,267,218.21	1,267,218.21	0.00	1.000000	6,289,606.02	6,289,606.02	0.00
MB06-MBIA Toll Rd. Operations																		
	AR-0019	State Pool		11/01/08	Open	2000	None	2000	0.1090	0.1090	1.000000	3,143,377.27	3,143,377.27	0.00	1.000000	53,977,545.22	53,977,545.22	0.00
TT00-TX TERM General																		
	AR-0022	State Pool		11/01/08	Open	2005	None	2005	0.0500	0.0500	1.000000	10,006,437.87	10,006,437.87	0.00	1.000000	1,071.64	1,071.64	0.00
TT02-TX TERM Toll Rd. Operation																		
	AR-0024	State Pool		11/01/08	Open	2005	None	2005	0.0500	0.0500	0.000000	0.00	0.00	0.00	1.000000	1,070.42	1,070.42	0.00
TT04-TX TERM Road & Bridge																		
	AR-0026	State Pool		11/01/08	Open	2005	None	2005	0.0500	0.0500	1.000000	10,463.28	10,463.28	0.00	1.000000	1,068.47	1,068.47	0.00
TT05-TX TERM Drainage																		
	AR-0027	State Pool		11/01/08	Open	2005	None	2005	0.0500	0.0500	1.000000	109,774.61	109,774.61	0.00	1.000000	354.46	354.46	0.00
LOG1-Logic- General																		
	AR-0028	State Pool		11/10/08	Open	200	None	200	0.1007	0.1007	1.000000	10,000,000.00	10,000,000.00	0.00	1.000000	742,817.86	742,817.86	0.00
LOG2-Logic-Toll Rd.Operations																		
	AR-0029	State Pool		11/10/08	Open	200	None	200	0.1007	0.1007	1.000000	2,000,000.00	2,000,000.00	0.00	1.000000	35,115,424.80	35,115,424.80	0.00
LOG5-Logic-Drainage																		
	AR-0032	State Pool		11/10/08	Open	200	None	200	0.1007	0.1007	1.000000	500,000.00	500,000.00	0.00	1.000000	522,175.39	522,175.39	0.00
LOG8-Logic-Road & Bridge																		
	AR-0035	State Pool		11/10/08	Open	200	None	200	0.1007	0.1007	1.000000	1,000,000.00	1,000,000.00	0.00	1.000000	2,522,895.02	2,522,895.02	0.00
MB12-MBIA ESD 100 AGREEMENT																		
	AR-0041	State Pool		08/31/16	Open	2000	None	2000	0.1090	0.1090	1.000000	3,900,000.00	3,900,000.00	0.00	1.000000	1,989,866.93	1,989,866.93	0.00
MB14-MBIA GR PARKWAY OPERATIONS																		
	AR-0043	State Pool		08/31/16	Open	2000	None	2000	0.1090	0.1090	1.000000	8,500,000.00	8,500,000.00	0.00	1.000000	34,901,900.64	34,901,900.64	0.00
MB17 - SR LIEN BOND 2016																		
	AR-0046	State Pool		12/09/16	Open	2000	None	2000	0.1090	0.1090	1.000000	35,000,000.00	35,000,000.00	0.00	1.000000	8,018,305.80	8,018,305.80	0.00
LO10-LOGIC-COUNTY'S CARE ACT																		
	AR-0047	State Pool		05/12/20	Open	200	None	200	0.1007	0.1007	1.000000	67,000,000.00	67,000,000.00	0.00	1.000000	12,146,805.82	12,146,805.82	0.00
MB19-MBIA FBC ASSIST. DIST. #2																		
	AR-0049	State Pool		05/13/20	Open	2000	None	2000	0.1090	0.1090	1.000000	2,500,000.00	2,500,000.00	0.00	1.000000	2,505,720.66	2,505,720.66	0.00
MB20- MBIA FBC ASSIST. DIST. #4																		
	AR-0050	State Pool		05/13/20	Open	2000	None	2000	0.1090	0.1090	1.000000	1,250,000.00	1,250,000.00	0.00	1.000000	1,252,860.27	1,252,860.27	0.00
MB21-MBIA FBC ASSIST. DIST. #6																		
	AR-0051	State Pool		05/13/20	Open	2000	None	2000	0.1090	0.1090	1.000000	2,000,000.00	2,000,000.00	0.00	1.000000	2,004,576.52	2,004,576.52	0.00
MB23-MBIA JUVENILE																		
	AR-0053	State Pool		05/13/20	Open	2000	None	2000	0.1090	0.1090	1.000000	8,000,000.00	8,000,000.00	0.00	1.000000	9,513,653.48	9,513,653.48	0.00
MB24-MBIA DEBT SERVICE																		
	AR-0054	State Pool		05/13/20	Open	2000	None	2000	0.1090	0.1090	1.000000	21,000,000.00	21,000,000.00	0.00	1.000000	11,005,451.37	11,005,451.37	0.00
MB25-MBIA DRAINAGE DEBT SERVICE																		
	AR-0055	State Pool		05/13/20	Open	2000	None	2000	0.1090	0.1090	1.000000	1,000,000.00	1,000,000.00	0.00	1.000000	1,002,288.20	1,002,288.20	0.00
MB26-FACILITIES BOND 2018																		
	AR-0056	State Pool		05/13/20	Open	2000	None	2000	0.1090	0.1090	1.000000	14,000,000.00	14,000,000.00	0.00	1.000000	14,032,035.31	14,032,035.31	0.00
MB27-MBIA TX HERITAGE PARKWAY																		
	AR-0057	State Pool		05/13/20	Open	2000	None	2000	0.1090	0.1090	1.000000	17,000,000.00	17,000,000.00	0.00	1.000000	20,004,151.54	20,004,151.54	0.00
State Pool Total																		
									<u>0.1079</u>	<u>0.1079</u>	<u>1.000000</u>	<u>229,418,627.31</u>	<u>229,418,627.31</u>	<u>0.00</u>	<u>1.000000</u>	<u>381,123,831.58</u>	<u>381,123,831.58</u>	<u>0.00</u>
Investment Total																		
									<u>0.1256</u>	<u>0.1256</u>	<u>1.000000</u>	<u>439,613,115.83</u>	<u>439,613,115.83</u>	<u>0.00</u>	<u>1.000000</u>	<u>658,629,610.53</u>	<u>658,629,610.53</u>	<u>0.00</u>

Open Investments

Ft. Bend County

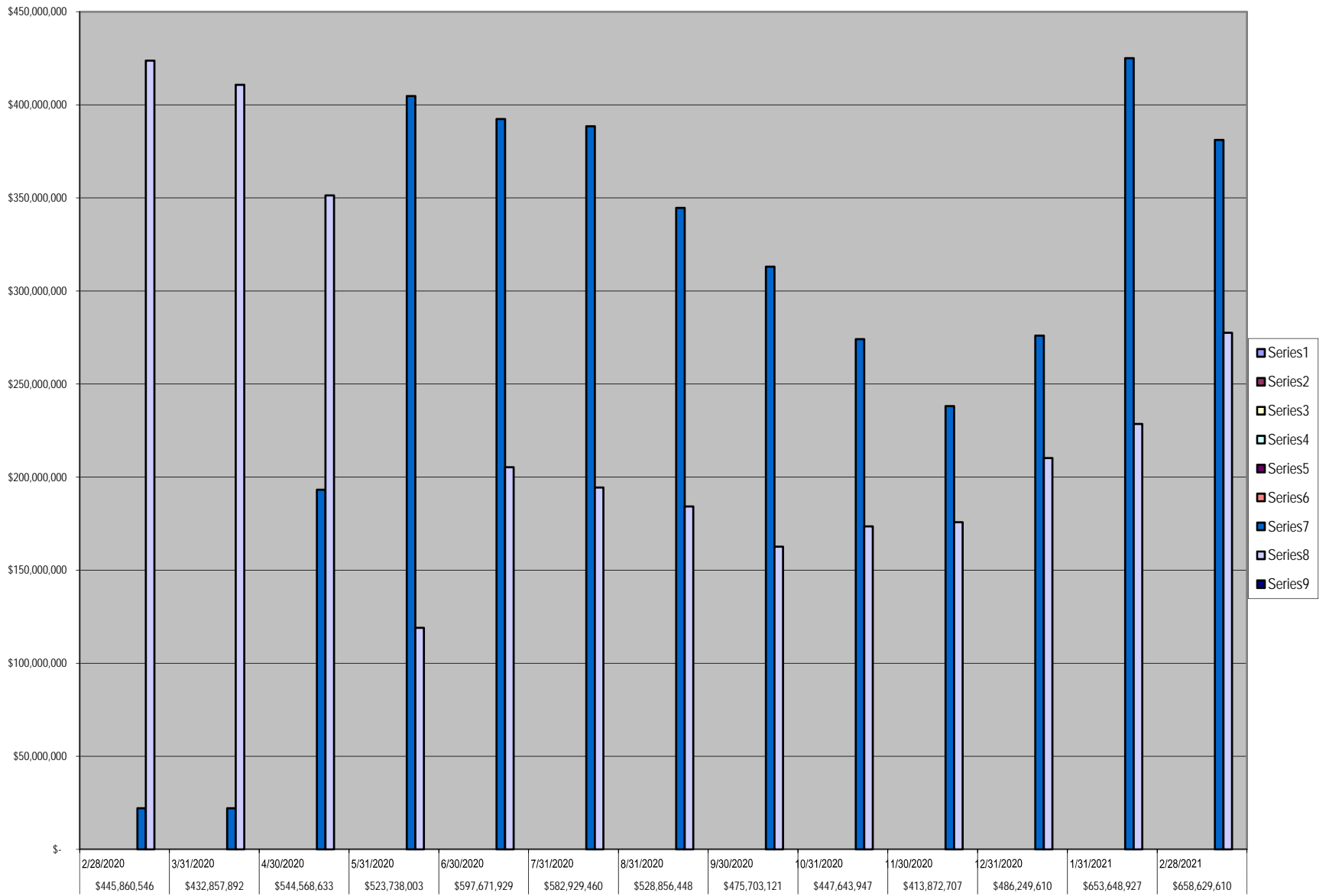
Effective Interest - Actual Life
Receipts in Period
02/28/21

Showing Ending Par Val/Shares: \$658,629,610.53



FBC INVESTMENT TRAILING 12 MONTHS

Open		FARMERS													
Investments		MAC DN	FFCB	FHLB	FHLMC	FNMA	FNMA	DISCOUNT	NOTE	State Pool	Prosperity	Prosperity -			
\$ 445,860,546	2/28/2020	\$ -	\$ -	\$ -	\$ -	\$ -	\$ -	\$ -	\$ -	\$ 22,082,825	\$ 423,777,721	\$ -			
\$ 432,857,892	3/31/2020	\$ -	\$ -	\$ -	\$ -	\$ -	\$ -	\$ -	\$ -	\$ 22,110,095	\$ 410,747,797	\$ -			
\$ 544,568,633	4/30/2020	\$ -	\$ -	\$ -	\$ -	\$ -	\$ -	\$ -	\$ -	\$ 193,238,431	\$ 351,330,202	\$ -			
\$ 523,738,003	5/31/2020	\$ -	\$ -	\$ -	\$ -	\$ -	\$ -	\$ -	\$ -	\$ 404,698,430	\$ 119,039,573	\$ -			
\$ 597,671,929	6/30/2020	\$ -	\$ -	\$ -	\$ -	\$ -	\$ -	\$ -	\$ -	\$ 392,395,341	\$ 205,276,588	\$ -			
\$ 582,929,460	7/31/2020	\$ -	\$ -	\$ -	\$ -	\$ -	\$ -	\$ -	\$ -	\$ 388,541,826	\$ 194,387,634	\$ -			
\$ 528,856,448	8/31/2020	\$ -	\$ -	\$ -	\$ -	\$ -	\$ -	\$ -	\$ -	\$ 344,641,682	\$ 184,214,766	\$ -			
\$ 475,703,121	9/30/2020	\$ -	\$ -	\$ -	\$ -	\$ -	\$ -	\$ -	\$ -	\$ 313,084,724	\$ 162,618,397	\$ -			
\$ 447,643,947	10/31/2020	\$ -	\$ -	\$ -	\$ -	\$ -	\$ -	\$ -	\$ -	\$ 274,128,242	\$ 173,515,705	\$ -			
\$ 413,872,707	11/30/2020	\$ -	\$ -	\$ -	\$ -	\$ -	\$ -	\$ -	\$ -	\$ 238,129,414	\$ 175,743,293	\$ -			
\$ 486,249,610	12/31/2020	\$ -	\$ -	\$ -	\$ -	\$ -	\$ -	\$ -	\$ -	\$ 276,055,122	\$ 210,194,488	\$ -			
\$ 653,648,927	1/31/2021	\$ -	\$ -	\$ -	\$ -	\$ -	\$ -	\$ -	\$ -	\$ 425,089,250	\$ 228,559,677	\$ -			
\$ 658,629,610	2/28/2021	\$ -	\$ -	\$ -	\$ -	\$ -	\$ -	\$ -	\$ -	\$ 381,123,831	\$ 277,505,779	\$ -			





3/3/2021




To Whom It May Concern,

In accordance with Cadence Bank's Depository Bid, the interest rate for the month of February 2021 is a fixed rate of 0.15% for all Fort Bend County interest-bearing accounts.

Sincerely,

Beth Wermeling

Beth Wermeling
SVP, Treasury Management Officer
Cadence Bank N.A.



Texas CLASS

Texas CLASS		
Monthly Yield Total - 0.1090%		
Date	Dividend Rate	Daily Yield
02/01/2021	0.000003426	0.1251%
02/02/2021	0.000003427	0.1251%
02/03/2021	0.000003428	0.1251%
02/04/2021	0.000003427	0.1251%
02/05/2021	0.000009462	0.1151%
02/06/2021	0.000000000	0.1151%
02/07/2021	0.000000000	0.1151%
02/08/2021	0.000002878	0.1051%
02/09/2021	0.000002880	0.1051%
02/10/2021	0.000002880	0.1051%
02/11/2021	0.000002879	0.1051%
02/12/2021	0.000011516	0.1051%
02/13/2021	0.000000000	0.1051%
02/14/2021	0.000000000	0.1051%
02/15/2021	0.000000000	0.1051%
02/16/2021	0.000002881	0.1051%
02/17/2021	0.000002879	0.1051%
02/18/2021	0.000002880	0.1051%
02/19/2021	0.000008637	0.1051%
02/20/2021	0.000000000	0.1051%
02/21/2021	0.000000000	0.1051%
02/22/2021	0.000002881	0.1051%
02/23/2021	0.000002879	0.1051%
02/24/2021	0.000002880	0.1051%
02/25/2021	0.000002879	0.1051%
02/26/2021	0.000008640	0.1051%
02/27/2021	0.000000000	0.1051%
02/28/2021	0.000000000	0.1051%

Performance results are shown net of all fees and expenses and reflect the reinvestment of dividends and other earnings. Many factors affect performance including changes in market conditions and interest rates and in response to other economic, political, or financial developments. Investment involves risk including the possible loss of principal. No assurance can be given that the performance objectives of a given strategy will be achieved. **Past performance is no guarantee of future results. Any financial and/or investment decision may incur losses.**

Current Rates:

February 28, 2021

Current Yield¹

0.05%

Historical Rates

Monthly Distribution Yields²

	<u>2011</u>	<u>2012</u>	<u>2013</u>	<u>2014</u>	<u>2015</u>	<u>2016</u>	<u>2017</u>	<u>2018</u>	<u>2019</u>	<u>2020</u>	<u>2021</u>
January	0.14%	0.08%	0.12%	0.04%	0.07%	0.35%	0.58%	1.34%	2.40%	1.61%	0.07%
February	0.17%	0.10%	0.10%	0.04%	0.08%	0.39%	0.59%	1.40%	2.40%	1.58%	0.05%
March	0.14%	0.10%	0.10%	0.04%	0.09%	0.41%	0.66%	1.50%	2.41%	1.20%	
April	0.10%	0.10%	0.08%	0.04%	0.09%	0.42%	0.75%	1.65%	2.42%	0.83%	
May	0.09%	0.12%	0.08%	0.04%	0.09%	0.43%	0.76%	1.75%	2.41%	0.41%	
June	0.09%	0.13%	0.05%	0.04%	0.09%	0.44%	0.85%	1.85%	2.41%	0.24%	
July	0.06%	0.13%	0.05%	0.05%	0.10%	0.45%	0.96%	1.96%	2.38%	0.22%	
August	0.08%	0.13%	0.05%	0.06%	0.11%	0.47%	1.00%	1.99%	2.21%	0.16%	
September	0.07%	0.13%	0.05%	0.06%	0.13%	0.50%	1.03%	2.03%	2.15%	0.14%	
October	0.07%	0.13%	0.04%	0.06%	0.15%	0.47%	1.05%	2.15%	1.97%	0.12%	
November	0.08%	0.13%	0.04%	0.06%	0.15%	0.45%	1.09%	2.21%	1.74%	0.10%	
December	0.11%	0.13%	0.04%	0.07%	0.23%	0.50%	1.21%	2.32%	1.66%	0.09%	

**Call Toll-Free
1-866-TEX-TERM**

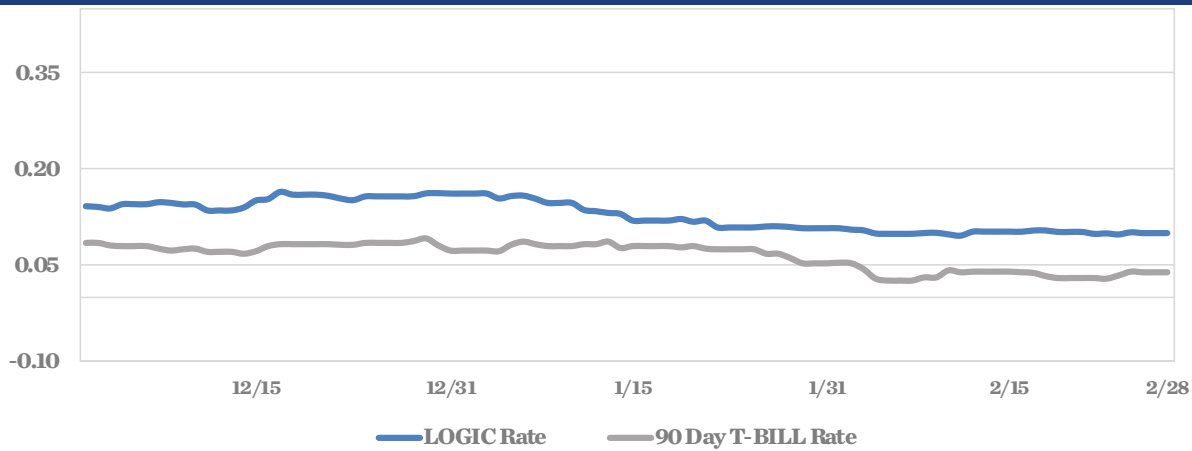
Past performance is not indicative of future results and yields may vary.

(1) The current yield, which is also known as the current annualized yield or current seven-day yield, represents the net change, exclusive of capital changes and income other than investment income, in the value of a hypothetical account with a balance of one share (normally \$1.00 per share) over a seven-day base period expressed as a percentage of the value of one share at the beginning of the seven-day period. This resulting net change in account value is then annualized by multiplying it by 365 and dividing the result by 7. The yields shown may reflect fee waivers by service providers that subsidize and reduce the total operating expenses of the TexasDAILY portfolio. Portfolio yields would be lower if there were no such waivers.

(2) The monthly distribution yield represents the sum of a month's one-day allocation factors divided by the number of days in that month, and multiplied by 365. The yields shown may reflect fee waivers by service providers that subsidize and reduce the total operating expenses of the TexasDAILY portfolio. Portfolio yields would be lower if there were no such waivers.

*This information is for institutional investor use only, not for further distribution to retail investors, and does not represent an offer to sell or a solicitation of an offer to buy or sell any fund or other security. Investors should consider the Pool's investment objectives, risks, charges and expenses before investing. This and other information about the Pool is available in the Pool's Information Statement, which should be read carefully before investing. A copy of the Pool's Information Statement may be obtained by calling 1-866-839-8376 or is available on the Pool's website at www.texasterm.net. While TexasDAILY seeks to maintain a stable net asset value of \$1.00 per share and TexasTERM seeks to achieve a net asset value of \$1.00 per share at its stated maturity, it is possible to lose money investing in the Pool. An investment in the Pool is not insured or guaranteed by the Federal Deposit Insurance Corporation or any other government agency. Shares of the Pool are distributed by **PFM Fund Distributors, Inc.**, member Financial Industry Regulatory Authority (FINRA) (www.finra.org) and Securities Investor Protection Corporation (SIPC) (www.sipc.org). PFM Fund Distributors, Inc. is a wholly owned subsidiary of PFM Asset Management LLC.*

LOGIC VERSUS 90-DAY TREASURY BILL



This material is for information purposes only. This information does not represent an offer to buy or sell a security. The above rate information is obtained from sources that are believed to be reliable; however, its accuracy or completeness may be subject to change. The LOGIC management fee may be waived in full or in part at the discretion of the LOGIC co-administrators and the LOGIC rate for the period shown reflects waiver of fees. This table represents historical investment performance/return to the customer, net of fees, and is not an indication of future performance. An investment in the security is not insured or guaranteed by the Federal Deposit Insurance Corporation or any other government agency. Although the issuer seeks to preserve the value of an investment of \$1.00 per share, it is possible to lose money by investing in the security. Information about these and other program details are in the fund's Information Statement which should be read carefully before investing. The yield on the 90-Day Treasury Bill ("T-Bill Yield") is shown for comparative purposes only. When comparing the investment returns of the LOGIC pool to the T-Bill Yield, you should know that the LOGIC pool consists of allocations of specific diversified securities as detailed in the respective Information Statements. The T-Bill Yield is taken from Bloomberg Finance L.P. and represents the daily closing yield on the then current 90-Day T-Bill. The LOGIC yield is calculated in accordance with regulations governing the registration of open-end management investment companies under the Investment Company Act of 1940 as promulgated from time to time by the federal Securities and Exchange Commission.

DAILY SUMMARY FOR FEBRUARY 2021

DATE	MNY MKT FUND EQUIV. [SEC Std.]	DAILY ALLOCATION FACTOR	INVESTED BALANCE	MARKET VALUE PER SHARE	WAM DAYS (1)*	WAL DAYS (2)*
2/1/2021	0.1072%	0.000002938	\$9,821,701,846.10	1.000128	54	70
2/2/2021	0.1050%	0.000002876	\$9,927,896,482.92	1.000124	54	70
2/3/2021	0.1039%	0.000002846	\$9,953,166,173.23	1.000128	53	69
2/4/2021	0.0990%	0.000002712	\$9,962,757,336.57	1.000128	56	72
2/5/2021	0.0985%	0.000002698	\$9,976,319,756.02	1.000120	53	68
2/6/2021	0.0985%	0.000002698	\$9,976,319,756.02	1.000120	53	68
2/7/2021	0.0985%	0.000002698	\$9,976,319,756.02	1.000120	53	68
2/8/2021	0.0997%	0.000002731	\$10,012,120,087.88	1.000127	53	69
2/9/2021	0.1001%	0.000002739	\$9,972,397,152.52	1.000129	54	67
2/10/2021	0.0976%	0.000002673	\$9,991,374,413.28	1.000133	53	70
2/11/2021	0.0956%	0.000002620	\$9,966,162,273.07	1.000136	54	74
2/12/2021	0.1019%	0.000002792	\$9,634,490,217.60	1.000123	55	76
2/13/2021	0.1019%	0.000002792	\$9,634,490,217.60	1.000123	55	76
2/14/2021	0.1019%	0.000002792	\$9,634,490,217.60	1.000123	55	76
2/15/2021	0.1019%	0.000002792	\$9,634,490,217.60	1.000123	55	76
2/16/2021	0.1017%	0.000002785	\$9,590,703,967.52	1.000132	55	76
2/17/2021	0.1037%	0.000002841	\$9,540,315,116.04	1.000131	55	76
2/18/2021	0.1037%	0.000002840	\$9,517,623,747.85	1.000131	55	76
2/19/2021	0.1014%	0.000002777	\$9,534,925,955.48	1.000121	54	74
2/20/2021	0.1014%	0.000002777	\$9,534,925,955.48	1.000121	54	74
2/21/2021	0.1014%	0.000002777	\$9,534,925,955.48	1.000121	54	74
2/22/2021	0.0984%	0.000002696	\$9,484,996,922.96	1.000128	54	75
2/23/2021	0.0991%	0.000002716	\$9,515,409,925.36	1.000139	56	76
2/24/2021	0.0975%	0.000002671	\$9,558,083,081.47	1.000126	55	75
2/25/2021	0.1008%	0.000002761	\$9,488,176,943.24	1.000128	55	75
2/26/2021	0.0996%	0.000002730	\$9,460,972,953.48	1.000121	53	73
2/27/2021	0.0996%	0.000002730	\$9,460,972,953.48	1.000121	53	73
2/28/2021	0.0996%	0.000002730	\$9,460,972,953.48	1.000121	53	73
Average	0.1007%	0.000002758	\$9,705,625,083.41		54	73

Cadence Bank
Money Market Accounts
February 28, 2021

FUND	DESCRIPTION	BEGINNING BALANCE	DEPOSITS	WITH- DRAWALS	INTEREST	ENDING BALANCE
100	General Operating	84,196,564.89	105,320,632.44	50,249,334.90	12,759.39	139,280,621.82
150	Juvenile Operations	6,401,724.15	32,137.97	3,109,223.46	481.14	3,325,119.80
155	Road & Bridge	3,167,999.91	3,440,953.45	1,836,461.13	518.42	4,773,010.65
160	Drainage District	4,988,892.43	6,086,919.41	1,191,674.06	1,076.47	9,885,214.25
165	Lateral Road	1,254,802.36	-	-	144.39	1,254,946.75
170	Statue Restoration	4,615.27	-	-	0.53	4,615.80
175	City Water Assistance	2,606.38	233.00	399.65	0.31	2,440.04
185	Entex Contributions	4.71	-	-	-	4.71
190	H L & P Assistance	26,639.03	-	2,426.41	2.85	24,215.47
195	County Law Library	1,300,821.73	33,156.58	33,733.77	148.56	1,300,393.10
200	Law Enforcement Academy	449,879.10	15,698.00	5,660.10	52.94	459,969.94
205	Surface Water Supply Corp.	8,341.27	-	-	0.96	8,342.23
206	Industrial Development Corp	23,205.11	-	-	2.67	23,207.78
207	FBC Historical Commission	10,198.43	-	-	1.17	10,199.60
215	Library Donations	107,363.58	2,000.00	792.29	12.37	108,583.66
225	FBC Asset Forfeiture-Task-State	1,061,824.63	34,355.98	1,174.02	125.65	1,095,132.24
235	Probate Court Training	144,274.78	1,100.00	-	16.62	145,391.40
245	Alert Program-Juvenile	55,757.81	-	-	6.42	55,764.23
255	D A Asset Forfeiture-Fed.	55.46	-	-	0.01	55.47
265	Gus George Memorial	4,691.45	-	-	0.54	4,691.99
275	D A Special Fund Run	8,154.66	-	-	0.94	8,155.60
280	Co.Atty.Supplemental Salary	274,970.21	-	3,880.31	31.46	271,121.36
290	VIT Interest (Tax Coll)	113,912.97	-	1,831.50	13.07	112,094.54
300	FBC Elections	153,296.69	-	12,096.80	16.55	141,216.44
305	FBC Asset Forfeiture-Task-Fed.	38,094.74	-	-	4.38	38,099.12
310	Sheriff Ofc/Forfeiture-Assets-St.	802,465.46	102.90	16,410.23	91.53	786,249.66
315	Sheriff Ofc/Forfeiture-Assets-Fed.	162,843.51	-	4,963.63	18.42	157,898.30
320	Constable Pct. 2 F/A	24.08	-	-	-	24.08
322	Constable Pct 3 F/A	7,942.99	-	-	0.91	7,943.90
324	Constable Pct 1 F/A	0.76	-	-	-	0.76
332	Fire Marshal St. Ass't. Forfeiture	703.51	-	-	0.08	703.59
335	DA Asset Forfeiture-State	599,137.51	-	8,980.98	68.32	590,224.85
360	Law Enforcement Training	297,726.55	51,270.82	485.00	35.08	348,547.45
390	Child Protective Service IV-E	163,367.48	-	14.96	18.80	163,371.32

Cadence Bank
Money Market Accounts
February 28, 2021

402	Hope 3 Program Sales	60.98	-	-	0.01	60.99
410	Child Support IVD Reimb.	345,674.54	1,381.79	-	39.89	347,096.22
415	Local Law Enf.Block Grant	52,387.81	-	3,974.42	5.75	48,419.14
440	Supervision	3,911,365.77	248,813.92	408,832.66	437.80	3,751,784.83
470	FBC Assist District #16	9,520.45	2,641.14	2,310.16	1.11	9,852.54
474	FBC Assist District #20	34,840.24	9,118.23	8,360.11	4.03	35,602.39
600/605	Debt Service Account	6,997,611.37	48,951,216.67	51,466,686.52	1,758.50	4,483,900.02
610	Drainage Debt Service	2,507,353.80	820,369.11	184,852.92	343.59	3,143,213.58
750	Mission Bend/Four Corners	442,355.89	-	1,669.87	50.87	440,736.89
756	2018 Facilities Bond Projects	1,706,655.41	-	310,687.46	189.99	1,396,157.94
760	2020 Facilities Bond Projects	4,174,382.78	142,384.75	2,761,039.39	335.19	1,556,063.33
762	2020 Mobility Projects	23,322,509.82	1,275.00	1,278,281.85	2,595.43	22,048,098.40
764	2020 Drainage Flood Projects	21,547,532.56	-	312,514.61	2,451.71	21,237,469.66
766	2020 Mobility - Tx Heritage Pkwy	2,056,742.07	40.00	2,031,947.03	190.70	25,025.74
768	2020A Tax Notes	13,000,401.79	-	-	1,495.94	13,001,897.73
802	Sr. Lien Toll Rd Rev Bonds 2016	1,546,506.62	10,625.52	173,052.12	161.29	1,384,241.31
810	Toll Road Operations	8,340,546.12	2,764,379.32	558,412.56	942.56	10,547,455.44
815	Grand Pkwy Toll Road Ops	7,220,817.41	1,793,647.60	367,664.14	819.35	8,647,620.22
990	County's Cares Act	6,222,899.63	10,183,478.28	16,276,963.65	340.66	129,754.92
TREA	Treasurer's Account	633,435.46	99,002,107.88	99,619,503.47	548.63	16,588.50
INVE	FBC Investment Account	-	12,041,822.63	12,041,822.63	0.07	0.07
850M	Boon-Chapman Medical	1,339,245.92	3,250,411.64	3,617,019.93	101.03	972,738.66
850D	Boon-Chapman Dental	779,199.21	700,024.67	695,366.04	55.07	783,912.91
882	Boon-Chapman 125	225,612.96	222,530.46	223,076.70	20.90	225,087.62
884	Fee Officer's Account	2,232,758.17	1,817,730.57	1,696,965.90	-	2,353,522.84
912	JP Credit Card Processing	43,347.06	192,738.29	178,250.66	7.35	57,842.04
908	EMS Credit Card Processing	20,413.45	7,207.70	22,456.29	0.94	5,165.80
DACC	D A Credit Card Processing	16,094.61	10,547.29	101.41	2.53	26,543.02
PTCC	Public Transportation Credit Cards	2,724.61	2,696.94	2,351.49	0.42	3,070.48
CSCC	CSCD Credit Card	190,919.91	212,454.10	231,630.49	19.47	171,762.99
LBCC	Library Credit Card	388.56	963.37	818.61	0.07	533.39
JUCC	Juvenile Credit Card	669.95	1,662.20	919.17	0.14	1,413.12
SOCC	Sheriff Credit Card	36,688.17	22,226.34	39,849.51	1.65	19,066.65
TRCC	Toll Road Permit Credit Card	3,051.37	2,378.93	2,300.31	0.41	3,130.40
130	Assistant Dist Number 1	2,609,368.61	638,024.89	77,480.47	338.69	3,170,251.72

Cadence Bank
Money Market Accounts
February 28, 2021

131	Assistant Dist Number 2	2,284,339.45	238,805.00	8,850.31	278.81	2,514,572.95
133	Assistant Dist Number 4	677,603.01	40,007.13	-	80.77	717,690.91
134	Assistant Dist Number 5	302,979.80	6,276.51	-	35.30	309,291.61
135	Assistant Dist Number 6	738,536.11	172,657.50	13,550.97	95.85	897,738.49
136	Assistant Dist Number 7	1,094,974.43	137,220.16	121,732.08	126.53	1,110,589.04
137	Assistant Dist Number 8	91,420.07	5,092.38	7,962.33	10.29	88,560.41
138	Assistant Dist Number 9	1,857,065.18	119,688.38	28,439.30	219.71	1,948,533.97
139	Assistant Dist Number 10	668,025.01	61,823.93	32,771.05	78.66	697,156.55
140	Assistant Dist Number 11	1,111,641.84	77,851.69	2,522.45	133.15	1,187,104.23
145	Emergency Svc Dist 100	2,110,503.24	1,334,689.86	-	352.55	3,445,545.65
CCCA	Non Fee Officer CC Clearing Acct	174,187.16	47,789.73	98,308.06	13.55	123,682.38
JPMT	Juror Payments	18,460.82	-	1,122.60	2.05	17,340.27
EPEC	Engineering Permitting E-Check	11,101.31	1,860.00	8,221.31	0.55	4,740.55
JE11	JP 1-1 E-Filing	1,441.21	10,460.00	10,092.21	0.27	1,809.27
JE12	JP 1-2 E-Filing	1,328.17	5,585.00	6,607.17	0.16	306.16
JE02	JP 2 E-Filing	3,949.41	19,522.50	18,067.91	0.60	5,404.60
JE03	JP 3 E-Filing	2,870.33	6,905.00	8,426.33	0.24	1,349.24
JE04	JP #4 E-Filing	2,881.45	11,099.25	12,546.20	0.34	1,434.84
	EMS Patient Acct Sves ACH	-	392,464.01	392,464.01	0.41	0.41
	Change Fund Clearing Acct	(618.15)	2,671.00	1,778.85	0.02	274.02
	Total	228,559,676.53	300,765,928.81	251,850,168.89	30,342.50	277,505,778.95

Investment Report

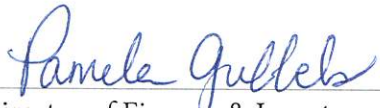
Ft. Bend County

03/01/21 - 03/31/21

This report summarizes the investment position of Ft. Bend County for the period 03/01/21 to 03/31/21.

	02/28/21	03/31/21
Book Value	658,629,610.53	601,107,708.10
Market Value	658,629,610.53	601,107,708.10
Par Value	658,629,610.53	601,107,708.10
Change in Market Value		0.00
Weighted Average Maturity (in Days)	0	0
Weighted Average Yield-to-Maturity of Portfolio	0.1256%	0.1322%
Yield-to-Maturity of 90 Day T-Bill	0.0480%	0.0130%
Accrued Interest		0.00


This report is presented in accordance with the Texas Government Code Title 10 Section 2256.023. The below signed hereby certify that, to the best of their knowledge on the date this report was created, Ft. Bend County is in compliance with the provisions of Government Code 2256 and with the stated policies and strategies of Ft. Bend County.



Director of Finance & Investments

5-11-21

Date



County Treasurer

5-11-2021

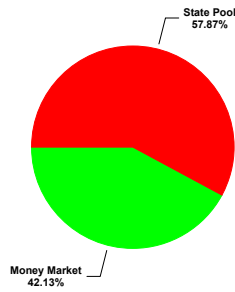
Date

Investment Report

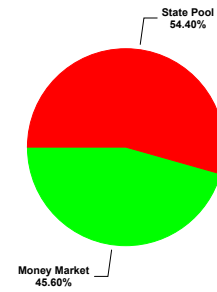
Ft. Bend County

03/01/21 - 03/31/21


Portfolio Composition - 02/28/21



Portfolio Composition - 03/31/21




Maturity Aging - 02/28/21 vs 03/31/21



■ Previous Period ■ Current Period

Portfolio Performance - 03/01/21 to 03/31/21



■ Portfolio ■ 90 Day T-Bill

GASB 31 Compliance Ft. Bend County

Effective Interest - Actual Life
Receipts in Period
03/01/21 - 03/31/21

CUSIP	Invest Number	Security Description	Purchase Date	Sale Date	Valuation Method	Yield Earned	Price Source 03/01/21	Beginning Unit Price	Par Value On 03/01/21	Reported Value 03/01/21	Purchase Cost	Sales Proceeds	Ending Unit Price	Par Value On 03/31/21	Price Source 03/31/21	Reported Value 03/31/21	Change in Fair Value	Interest	Net Investment Income
MB02-MBIA General	AR-0015	State Pool	11/01/08	Open	Fair Value	0.1051	Manual	1.000000	155,997,648.70	155,997,648.70	0.00	-13,925.72	1.000000	156,011,574.42	Manual	156,011,574.42	0.00	13,925.72	13,925.72
MB03-MBIA Road & Bridge	AR-0016	State Pool	11/01/08	Open	Fair Value	0.1051	Manual	1.000000	7,574,537.04	7,574,537.04	0.00	-676.19	1.000000	7,575,213.23	Manual	7,575,213.23	0.00	676.19	676.19
MB04-MBIA Drainage	AR-0017	State Pool	11/01/08	Open	Fair Value	0.1051	Manual	1.000000	6,289,606.02	6,289,606.02	0.00	-561.48	1.000000	6,290,167.50	Manual	6,290,167.50	0.00	561.48	561.48
MB06-MBIA Toll Rd. Operations	AR-0019	State Pool	11/01/08	Open	Fair Value	0.1051	Manual	1.000000	53,977,545.22	53,977,545.22	0.00	9,995,671.05	1.000000	43,981,874.17	Manual	43,981,874.17	0.00	4,328.95	4,328.95
TT00-TX TERM General	AR-0022	State Pool	11/01/08	Open	Fair Value	0.0549	Manual	1.000000	1,071.64	1,071.64	0.00	-0.05	1.000000	1,071.69	Manual	1,071.69	0.00	0.05	0.05
TT02-TX TERM Toll Rd. Operation	AR-0024	State Pool	11/01/08	Open	Fair Value	0.0550	Manual	1.000000	1,070.42	1,070.42	0.00	-0.05	1.000000	1,070.47	Manual	1,070.47	0.00	0.05	0.05
TT04-TX TERM Road & Bridge	AR-0026	State Pool	11/01/08	Open	Fair Value	0.0551	Manual	1.000000	1,068.47	1,068.47	0.00	-0.05	1.000000	1,068.52	Manual	1,068.52	0.00	0.05	0.05
TT05-TX TERM Drainage	AR-0027	State Pool	11/01/08	Open	Fair Value	0.0664	Manual	1.000000	354.46	354.46	0.00	-0.02	1.000000	354.48	Manual	354.48	0.00	0.02	0.02
LOG1-Logic- General	AR-0028	State Pool	11/10/08	Open	Fair Value	0.0964	Manual	1.000000	742,817.86	742,817.86	0.00	-60.84	1.000000	742,878.70	Manual	742,878.70	0.00	60.84	60.84
LOG2-Logic-Toll Rd.Operations	AR-0029	State Pool	11/10/08	Open	Fair Value	0.0964	Manual	1.000000	35,115,424.80	35,115,424.80	0.00	-2,875.49	1.000000	35,118,300.29	Manual	35,118,300.29	0.00	2,875.49	2,875.49
LOG5-Logic-Drainage	AR-0032	State Pool	11/10/08	Open	Fair Value	0.0964	Manual	1.000000	522,175.39	522,175.39	0.00	-42.77	1.000000	522,218.16	Manual	522,218.16	0.00	42.77	42.77
LOG8-Logic-Road & Bridge	AR-0035	State Pool	11/10/08	Open	Fair Value	0.0964	Manual	1.000000	2,522,895.02	2,522,895.02	0.00	-206.58	1.000000	2,523,101.60	Manual	2,523,101.60	0.00	206.58	206.58
MB12-MBIA ESD 100 AGREEMENT	AR-0041	State Pool	08/31/16	Open	Fair Value	0.1051	Manual	1.000000	1,989,866.93	1,989,866.93	0.00	-177.63	1.000000	1,990,044.56	Manual	1,990,044.56	0.00	177.63	177.63
MB14-MBIA GR PARKWAY OPERATIONS	AR-0043	State Pool	08/31/16	Open	Fair Value	0.1051	Manual	1.000000	34,901,900.64	34,901,900.64	0.00	9,997,373.91	1.000000	24,904,526.73	Manual	24,904,526.73	0.00	2,626.09	2,626.09
MB17 - SR LIEN BOND 2016	AR-0046	State Pool	12/09/16	Open	Fair Value	0.1051	Manual	1.000000	8,018,305.80	8,018,305.80	0.00	3,999,295.75	1.000000	4,019,010.05	Manual	4,019,010.05	0.00	704.25	704.25
LO10-LOGIC-COUNTY'S CARE ACT	AR-0047	State Pool	05/12/20	Open	Fair Value	0.0972	Manual	1.000000	12,146,805.82	12,146,805.82	0.00	12,145,813.25	1.000000	992.57	Manual	992.57	0.00	186.75	186.75
MB19-MBIA FBC ASSIST. DIST. #2	AR-0049	State Pool	05/13/20	Open	Fair Value	0.1051	Manual	1.000000	2,505,720.66	2,505,720.66	0.00	-223.67	1.000000	2,505,944.33	Manual	2,505,944.33	0.00	223.67	223.67
MB20- MBIA FBC ASSIST. DIST. #4	AR-0050	State Pool	05/13/20	Open	Fair Value	0.1051	Manual	1.000000	1,252,860.27	1,252,860.27	0.00	-111.88	1.000000	1,252,972.15	Manual	1,252,972.15	0.00	111.88	111.88
MB21-MBIA FBC ASSIST. DIST. #6	AR-0051	State Pool	05/13/20	Open	Fair Value	0.1051	Manual	1.000000	2,004,576.52	2,004,576.52	0.00	-178.91	1.000000	2,004,755.43	Manual	2,004,755.43	0.00	178.91	178.91
MB23-MBIA JUVENILE	AR-0053	State Pool	05/13/20	Open	Fair Value	0.1051	Manual	1.000000	9,513,653.48	9,513,653.48	0.00	3,999,162.26	1.000000	5,514,491.22	Manual	5,514,491.22	0.00	837.74	837.74
MB24-MBIA DEBT SERVICE	AR-0054	State Pool	05/13/20	Open	Fair Value	0.1051	Manual	1.000000	11,005,451.37	11,005,451.37	0.00	-982.49	1.000000	11,006,433.86	Manual	11,006,433.86	0.00	982.49	982.49
MB25-MBIA DRAINAGE DEBT SERVICE	AR-0055	State Pool	05/13/20	Open	Fair Value	0.1052	Manual	1.000000	1,002,288.20	1,002,288.20	0.00	-89.54	1.000000	1,002,377.74	Manual	1,002,377.74	0.00	89.54	89.54
MB26-FACILITIES BOND 2018	AR-0056	State Pool	05/13/20	Open	Fair Value	0.1051	Manual	1.000000	14,032,035.31	14,032,035.31	0.00	3,998,758.91	1.000000	10,033,276.40	Manual	10,033,276.40	0.00	1,241.09	1,241.09
MB27-MBIA TX HERITAGE PARKWAY	AR-0057	State Pool	05/13/20	Open	Fair Value	0.0844	Manual	1.000000	20,004,151.54	20,004,151.54	0.00	9,998,588.63	1.000000	10,005,562.91	Manual	10,005,562.91	0.00	1,411.37	1,411.37
Cadence-Money Market Accts	AR-0058	Money Market	01/31/21	Open	Fair Value	0.1412	Manual	1.000000	277,505,778.95	277,505,778.95	0.00	3,407,352.03	1.000000	274,098,426.92	Manual	274,098,426.92	0.00	34,199.76	34,199.76
Investment Total						0.1199		1.000000	658,629,610.53	658,629,610.53	0.00	57,521,902.43	1.000000	601,107,708.10		601,107,708.10	0.00	65,649.36	65,649.36

Portfolio Position

Ft. Bend County

Effective Interest - Actual Life
Receipts in Period
03/01/21 - 03/31/21

CUSIP	Invest Number	Security Description	Purchase Date	Call Date	Par Value On 03/01/21	Par Value On 03/31/21	Market Val On 03/01/21	Market Val On 03/31/21	Purchase Cost	Sales Proceeds	Original Princ/Cost	Amor Value On 03/01/21	Amor Value On 03/31/21
145 - ESD 100 Agreement													
State Pool													
MB12-MBIA ESD 100 AGREEMENT	AR-0041	State Pool	08/31/16	Open	<u>1,989,866.93</u>	<u>1,990,044.56</u>	<u>1,989,866.93</u>	<u>1,990,044.56</u>	<u>0.00</u>	<u>0.00</u>	<u>3,900,000.00</u>	<u>1,989,866.93</u>	<u>1,990,044.56</u>
State Pool Total					<u>1,989,866.93</u>	<u>1,990,044.56</u>	<u>1,989,866.93</u>	<u>1,990,044.56</u>	<u>0.00</u>	<u>0.00</u>	<u>3,900,000.00</u>	<u>1,989,866.93</u>	<u>1,990,044.56</u>
145 - ESD 100 Agreement Total					<u>1,989,866.93</u>	<u>1,990,044.56</u>	<u>1,989,866.93</u>	<u>1,990,044.56</u>	<u>0.00</u>	<u>0.00</u>	<u>3,900,000.00</u>	<u>1,989,866.93</u>	<u>1,990,044.56</u>
810 - FBC Toll Road Operations													
State Pool													
TT02-TX TERM Toll Rd. Operation	AR-0024	State Pool	11/01/08	Open	<u>0.00</u>	<u>0.00</u>	<u>0.00</u>	<u>0.00</u>	<u>0.00</u>	<u>0.00</u>	<u>0.00</u>	<u>0.00</u>	<u>0.00</u>
State Pool Total					<u>0.00</u>	<u>0.00</u>	<u>0.00</u>	<u>0.00</u>	<u>0.00</u>	<u>0.00</u>	<u>0.00</u>	<u>0.00</u>	<u>0.00</u>
810 - FBC Toll Road Operations Total					<u>0.00</u>	<u>0.00</u>	<u>0.00</u>	<u>0.00</u>	<u>0.00</u>	<u>0.00</u>	<u>0.00</u>	<u>0.00</u>	<u>0.00</u>
815 - Grand Parkway Operations													
State Pool													
MB14-MBIA GR PARKWAY OPERATIONS	AR-0043	State Pool	08/31/16	Open	<u>34,901,900.64</u>	<u>24,904,526.73</u>	<u>34,901,900.64</u>	<u>24,904,526.73</u>	<u>0.00</u>	<u>0.00</u>	<u>8,500,000.00</u>	<u>34,901,900.64</u>	<u>24,904,526.73</u>
State Pool Total					<u>34,901,900.64</u>	<u>24,904,526.73</u>	<u>34,901,900.64</u>	<u>24,904,526.73</u>	<u>0.00</u>	<u>0.00</u>	<u>8,500,000.00</u>	<u>34,901,900.64</u>	<u>24,904,526.73</u>
815 - Grand Parkway Operations Total					<u>34,901,900.64</u>	<u>24,904,526.73</u>	<u>34,901,900.64</u>	<u>24,904,526.73</u>	<u>0.00</u>	<u>0.00</u>	<u>8,500,000.00</u>	<u>34,901,900.64</u>	<u>24,904,526.73</u>
LO10 - LOGIC COUNTYS CARES ACT													
State Pool													
LO10-LOGIC-COUNTY'S CARE ACT	AR-0047	State Pool	05/12/20	Open	<u>12,146,805.82</u>	<u>992.57</u>	<u>12,146,805.82</u>	<u>992.57</u>	<u>0.00</u>	<u>0.00</u>	<u>67,000,000.00</u>	<u>12,146,805.82</u>	<u>992.57</u>
State Pool Total					<u>12,146,805.82</u>	<u>992.57</u>	<u>12,146,805.82</u>	<u>992.57</u>	<u>0.00</u>	<u>0.00</u>	<u>67,000,000.00</u>	<u>12,146,805.82</u>	<u>992.57</u>
LO10 - LOGIC COUNTYS CARES ACT Total					<u>12,146,805.82</u>	<u>992.57</u>	<u>12,146,805.82</u>	<u>992.57</u>	<u>0.00</u>	<u>0.00</u>	<u>67,000,000.00</u>	<u>12,146,805.82</u>	<u>992.57</u>
LOG5 - LOGIC DRAINAGE													
State Pool													
LOG5-Logic-Drainage	AR-0032	State Pool	11/10/08	Open	<u>522,175.39</u>	<u>522,218.16</u>	<u>522,175.39</u>	<u>522,218.16</u>	<u>0.00</u>	<u>0.00</u>	<u>500,000.00</u>	<u>522,175.39</u>	<u>522,218.16</u>
State Pool Total					<u>522,175.39</u>	<u>522,218.16</u>	<u>522,175.39</u>	<u>522,218.16</u>	<u>0.00</u>	<u>0.00</u>	<u>500,000.00</u>	<u>522,175.39</u>	<u>522,218.16</u>
LOG5 - LOGIC DRAINAGE Total					<u>522,175.39</u>	<u>522,218.16</u>	<u>522,175.39</u>	<u>522,218.16</u>	<u>0.00</u>	<u>0.00</u>	<u>500,000.00</u>	<u>522,175.39</u>	<u>522,218.16</u>
LOG1 - LOGIC GENERAL													
State Pool													
LOG1-Logic-General	AR-0028	State Pool	11/10/08	Open	<u>742,817.86</u>	<u>742,878.70</u>	<u>742,817.86</u>	<u>742,878.70</u>	<u>0.00</u>	<u>0.00</u>	<u>10,000,000.00</u>	<u>742,817.86</u>	<u>742,878.70</u>
State Pool Total					<u>742,817.86</u>	<u>742,878.70</u>	<u>742,817.86</u>	<u>742,878.70</u>	<u>0.00</u>	<u>0.00</u>	<u>10,000,000.00</u>	<u>742,817.86</u>	<u>742,878.70</u>
LOG1 - LOGIC GENERAL Total					<u>742,817.86</u>	<u>742,878.70</u>	<u>742,817.86</u>	<u>742,878.70</u>	<u>0.00</u>	<u>0.00</u>	<u>10,000,000.00</u>	<u>742,817.86</u>	<u>742,878.70</u>
LOG8 - LOGIC ROAD & BRIDGE													
State Pool													
LOG8-Logic-Road & Bridge	AR-0035	State Pool	11/10/08	Open	<u>2,522,895.02</u>	<u>2,523,101.60</u>	<u>2,522,895.02</u>	<u>2,523,101.60</u>	<u>0.00</u>	<u>0.00</u>	<u>1,000,000.00</u>	<u>2,522,895.02</u>	<u>2,523,101.60</u>
State Pool Total					<u>2,522,895.02</u>	<u>2,523,101.60</u>	<u>2,522,895.02</u>	<u>2,523,101.60</u>	<u>0.00</u>	<u>0.00</u>	<u>1,000,000.00</u>	<u>2,522,895.02</u>	<u>2,523,101.60</u>
LOG8 - LOGIC ROAD & BRIDGE Total					<u>2,522,895.02</u>	<u>2,523,101.60</u>	<u>2,522,895.02</u>	<u>2,523,101.60</u>	<u>0.00</u>	<u>0.00</u>	<u>1,000,000.00</u>	<u>2,522,895.02</u>	<u>2,523,101.60</u>
LOG2 - LOGIC TOLL OPERATIONS													
State Pool													
LOG2-Logic-Toll Rd. Operations	AR-0029	State Pool	11/10/08	Open	<u>35,115,424.80</u>	<u>35,118,300.29</u>	<u>35,115,424.80</u>	<u>35,118,300.29</u>	<u>0.00</u>	<u>0.00</u>	<u>2,000,000.00</u>	<u>35,115,424.80</u>	<u>35,118,300.29</u>
State Pool Total					<u>35,115,424.80</u>	<u>35,118,300.29</u>	<u>35,115,424.80</u>	<u>35,118,300.29</u>	<u>0.00</u>	<u>0.00</u>	<u>2,000,000.00</u>	<u>35,115,424.80</u>	<u>35,118,300.29</u>
LOG2 - LOGIC TOLL OPERATIONS Total					<u>35,115,424.80</u>	<u>35,118,300.29</u>	<u>35,115,424.80</u>	<u>35,118,300.29</u>	<u>0.00</u>	<u>0.00</u>	<u>2,000,000.00</u>	<u>35,115,424.80</u>	<u>35,118,300.29</u>
MB21 - MBIA ASSIST DIST #6													
State Pool													
MB21-MBIA FBC ASSIST. DIST. #6	AR-0051	State Pool	05/13/20	Open	<u>2,004,576.52</u>	<u>2,004,755.43</u>	<u>2,004,576.52</u>	<u>2,004,755.43</u>	<u>0.00</u>	<u>0.00</u>	<u>2,000,000.00</u>	<u>2,004,576.52</u>	<u>2,004,755.43</u>
State Pool Total					<u>2,004,576.52</u>	<u>2,004,755.43</u>	<u>2,004,576.52</u>	<u>2,004,755.43</u>	<u>0.00</u>	<u>0.00</u>	<u>2,000,000.00</u>	<u>2,004,576.52</u>	<u>2,004,755.43</u>
MB21 - MBIA ASSIST DIST #6 Total					<u>2,004,576.52</u>	<u>2,004,755.43</u>	<u>2,004,576.52</u>	<u>2,004,755.43</u>	<u>0.00</u>	<u>0.00</u>	<u>2,000,000.00</u>	<u>2,004,576.52</u>	<u>2,004,755.43</u>
MB24 - MBIA DEBT SERVICE													
State Pool													
MB24-MBIA DEBT SERVICE	AR-0054	State Pool	05/13/20	Open	<u>11,005,451.37</u>	<u>11,006,433.86</u>	<u>11,005,451.37</u>	<u>11,006,433.86</u>	<u>0.00</u>	<u>0.00</u>	<u>21,000,000.00</u>	<u>11,005,451.37</u>	<u>11,006,433.86</u>
State Pool Total					<u>11,005,451.37</u>	<u>11,006,433.86</u>	<u>11,005,451.37</u>	<u>11,006,433.86</u>	<u>0.00</u>	<u>0.00</u>	<u>21,000,000.00</u>	<u>11,005,451.37</u>	<u>11,006,433.86</u>

Portfolio Position
Ft. Bend County
Effective Interest - Actual Life
Receipts in Period
03/01/21 - 03/31/21

CUSIP	Invest Number	Security Description	Purchase Date	Call Date	Par Value On 03/01/21	Par Value On 03/31/21	Market Val On 03/01/21	Market Val On 03/31/21	Purchase Cost	Sales Proceeds	Original Princ/Cost	Amor Value On 03/01/21	Amor Value On 03/31/21
MB24 - MBIA DEBT SERVICE Total					<u>11,005,451.37</u>	<u>11,006,433.86</u>	<u>11,005,451.37</u>	<u>11,006,433.86</u>	<u>0.00</u>	<u>0.00</u>	<u>21,000,000.00</u>	<u>11,005,451.37</u>	<u>11,006,433.86</u>
MB04 - MBIA DRAINAGE													
State Pool													
MB04-MBIA Drainage	AR-0017	State Pool	11/01/08	Open	6,289,606.02	6,290,167.50	6,289,606.02	6,290,167.50	0.00	0.00	1,267,218.21	6,289,606.02	6,290,167.50
State Pool Total					<u>6,289,606.02</u>	<u>6,290,167.50</u>	<u>6,289,606.02</u>	<u>6,290,167.50</u>	<u>0.00</u>	<u>0.00</u>	<u>1,267,218.21</u>	<u>6,289,606.02</u>	<u>6,290,167.50</u>
MB04 - MBIA DRAINAGE Total					<u>6,289,606.02</u>	<u>6,290,167.50</u>	<u>6,289,606.02</u>	<u>6,290,167.50</u>	<u>0.00</u>	<u>0.00</u>	<u>1,267,218.21</u>	<u>6,289,606.02</u>	<u>6,290,167.50</u>
MB25 - MBIA DRAINAGE DEBT SERVICE													
State Pool													
MB25-MBIA DRAINAGE DEBT SERVICE	AR-0055	State Pool	05/13/20	Open	1,002,288.20	1,002,377.74	1,002,288.20	1,002,377.74	0.00	0.00	1,000,000.00	1,002,288.20	1,002,377.74
State Pool Total					<u>1,002,288.20</u>	<u>1,002,377.74</u>	<u>1,002,288.20</u>	<u>1,002,377.74</u>	<u>0.00</u>	<u>0.00</u>	<u>1,000,000.00</u>	<u>1,002,288.20</u>	<u>1,002,377.74</u>
MB25 - MBIA DRAINAGE DEBT SERVICE Total					<u>1,002,288.20</u>	<u>1,002,377.74</u>	<u>1,002,288.20</u>	<u>1,002,377.74</u>	<u>0.00</u>	<u>0.00</u>	<u>1,000,000.00</u>	<u>1,002,288.20</u>	<u>1,002,377.74</u>
MB26 - MBIA FACILITIES BOND 2018													
State Pool													
MB26-FACILITIES BOND 2018	AR-0056	State Pool	05/13/20	Open	14,032,035.31	10,033,276.40	14,032,035.31	10,033,276.40	0.00	0.00	14,000,000.00	14,032,035.31	10,033,276.40
State Pool Total					<u>14,032,035.31</u>	<u>10,033,276.40</u>	<u>14,032,035.31</u>	<u>10,033,276.40</u>	<u>0.00</u>	<u>0.00</u>	<u>14,000,000.00</u>	<u>14,032,035.31</u>	<u>10,033,276.40</u>
MB26 - MBIA FACILITIES BOND 2018 Total					<u>14,032,035.31</u>	<u>10,033,276.40</u>	<u>14,032,035.31</u>	<u>10,033,276.40</u>	<u>0.00</u>	<u>0.00</u>	<u>14,000,000.00</u>	<u>14,032,035.31</u>	<u>10,033,276.40</u>
MB19 - MBIA FBC ASSIST DIST #2													
State Pool													
MB19-MBIA FBC ASSIST. DIST. #2	AR-0049	State Pool	05/13/20	Open	2,505,720.66	2,505,944.33	2,505,720.66	2,505,944.33	0.00	0.00	2,500,000.00	2,505,720.66	2,505,944.33
State Pool Total					<u>2,505,720.66</u>	<u>2,505,944.33</u>	<u>2,505,720.66</u>	<u>2,505,944.33</u>	<u>0.00</u>	<u>0.00</u>	<u>2,500,000.00</u>	<u>2,505,720.66</u>	<u>2,505,944.33</u>
MB19 - MBIA FBC ASSIST DIST #2 Total					<u>2,505,720.66</u>	<u>2,505,944.33</u>	<u>2,505,720.66</u>	<u>2,505,944.33</u>	<u>0.00</u>	<u>0.00</u>	<u>2,500,000.00</u>	<u>2,505,720.66</u>	<u>2,505,944.33</u>
MB20 - MBIA FBC ASSIST DIST #4													
State Pool													
MB20- MBIA FBC ASSIST. DIST. #4	AR-0050	State Pool	05/13/20	Open	1,252,860.27	1,252,972.15	1,252,860.27	1,252,972.15	0.00	0.00	1,250,000.00	1,252,860.27	1,252,972.15
State Pool Total					<u>1,252,860.27</u>	<u>1,252,972.15</u>	<u>1,252,860.27</u>	<u>1,252,972.15</u>	<u>0.00</u>	<u>0.00</u>	<u>1,250,000.00</u>	<u>1,252,860.27</u>	<u>1,252,972.15</u>
MB20 - MBIA FBC ASSIST DIST #4 Total					<u>1,252,860.27</u>	<u>1,252,972.15</u>	<u>1,252,860.27</u>	<u>1,252,972.15</u>	<u>0.00</u>	<u>0.00</u>	<u>1,250,000.00</u>	<u>1,252,860.27</u>	<u>1,252,972.15</u>
MB02 - MBIA GENERAL													
State Pool													
MB02-MBIA General	AR-0015	State Pool	11/01/08	Open	155,997,648.70	156,011,574.42	155,997,648.70	156,011,574.42	0.00	0.00	17,374,917.83	155,997,648.70	156,011,574.42
State Pool Total					<u>155,997,648.70</u>	<u>156,011,574.42</u>	<u>155,997,648.70</u>	<u>156,011,574.42</u>	<u>0.00</u>	<u>0.00</u>	<u>17,374,917.83</u>	<u>155,997,648.70</u>	<u>156,011,574.42</u>
MB02 - MBIA GENERAL Total					<u>155,997,648.70</u>	<u>156,011,574.42</u>	<u>155,997,648.70</u>	<u>156,011,574.42</u>	<u>0.00</u>	<u>0.00</u>	<u>17,374,917.83</u>	<u>155,997,648.70</u>	<u>156,011,574.42</u>
MB23 - MBIA JUVENILE													
State Pool													
MB23-MBIA JUVENILE	AR-0053	State Pool	05/13/20	Open	9,513,653.48	5,514,491.22	9,513,653.48	5,514,491.22	0.00	0.00	8,000,000.00	9,513,653.48	5,514,491.22
State Pool Total					<u>9,513,653.48</u>	<u>5,514,491.22</u>	<u>9,513,653.48</u>	<u>5,514,491.22</u>	<u>0.00</u>	<u>0.00</u>	<u>8,000,000.00</u>	<u>9,513,653.48</u>	<u>5,514,491.22</u>
MB23 - MBIA JUVENILE Total					<u>9,513,653.48</u>	<u>5,514,491.22</u>	<u>9,513,653.48</u>	<u>5,514,491.22</u>	<u>0.00</u>	<u>0.00</u>	<u>8,000,000.00</u>	<u>9,513,653.48</u>	<u>5,514,491.22</u>
MB03 - MBIA ROAD & BRIDGE													
State Pool													
MB03-MBIA Road & Bridge	AR-0016	State Pool	11/01/08	Open	7,574,537.04	7,575,213.23	7,574,537.04	7,575,213.23	0.00	0.00	2,856,438.24	7,574,537.04	7,575,213.23
State Pool Total					<u>7,574,537.04</u>	<u>7,575,213.23</u>	<u>7,574,537.04</u>	<u>7,575,213.23</u>	<u>0.00</u>	<u>0.00</u>	<u>2,856,438.24</u>	<u>7,574,537.04</u>	<u>7,575,213.23</u>
MB03 - MBIA ROAD & BRIDGE Total					<u>7,574,537.04</u>	<u>7,575,213.23</u>	<u>7,574,537.04</u>	<u>7,575,213.23</u>	<u>0.00</u>	<u>0.00</u>	<u>2,856,438.24</u>	<u>7,574,537.04</u>	<u>7,575,213.23</u>
MB06 - MBIA TOLL RD OPERATIONS													
State Pool													
MB06-MBIA Toll Rd. Operations	AR-0019	State Pool	11/01/08	Open	53,977,545.22	43,981,874.17	53,977,545.22	43,981,874.17	0.00	0.00	3,143,377.27	53,977,545.22	43,981,874.17
State Pool Total					<u>53,977,545.22</u>	<u>43,981,874.17</u>	<u>53,977,545.22</u>	<u>43,981,874.17</u>	<u>0.00</u>	<u>0.00</u>	<u>3,143,377.27</u>	<u>53,977,545.22</u>	<u>43,981,874.17</u>
MB06 - MBIA TOLL RD OPERATIONS Total					<u>53,977,545.22</u>	<u>43,981,874.17</u>	<u>53,977,545.22</u>	<u>43,981,874.17</u>	<u>0.00</u>	<u>0.00</u>	<u>3,143,377.27</u>	<u>53,977,545.22</u>	<u>43,981,874.17</u>
MB27 - MBIA TX HERITAGE PARKWAY 2020													
State Pool													
MB27-MBIA TX HERITAGE PARKWAY	AR-0057	State Pool	05/13/20	Open	20,004,151.54	10,005,562.91	20,004,151.54	10,005,562.91	0.00	0.00	17,000,000.00	20,004,151.54	10,005,562.91

Portfolio Position

Ft. Bend County

Effective Interest - Actual Life
Receipts in Period
03/01/21 - 03/31/21

CUSIP	Invest Number	Security Description	Purchase Date	Call Date	Par Value On 03/01/21	Par Value On 03/31/21	Market Val On 03/01/21	Market Val On 03/31/21	Purchase Cost	Sales Proceeds	Original Princ/Cost	Amor Value On 03/01/21	Amor Value On 03/31/21
State Pool Total					<u>20,004,151.54</u>	<u>10,005,562.91</u>	<u>20,004,151.54</u>	<u>10,005,562.91</u>	<u>0.00</u>	<u>0.00</u>	<u>17,000,000.00</u>	<u>20,004,151.54</u>	<u>10,005,562.91</u>
MB27 - MBIA TX HERITAGE PARKWAY 2020 Total					<u>20,004,151.54</u>	<u>10,005,562.91</u>	<u>20,004,151.54</u>	<u>10,005,562.91</u>	<u>0.00</u>	<u>0.00</u>	<u>17,000,000.00</u>	<u>20,004,151.54</u>	<u>10,005,562.91</u>
802 - Sr Lien 2016													
State Pool													
MB17 - SR LIEN BOND 2016	AR-0046	State Pool	12/09/16	Open	8,018,305.80	4,019,010.05	8,018,305.80	4,019,010.05	0.00	0.00	35,000,000.00	8,018,305.80	4,019,010.05
State Pool Total					<u>8,018,305.80</u>	<u>4,019,010.05</u>	<u>8,018,305.80</u>	<u>4,019,010.05</u>	<u>0.00</u>	<u>0.00</u>	<u>35,000,000.00</u>	<u>8,018,305.80</u>	<u>4,019,010.05</u>
802 - Sr Lien 2016 Total					<u>8,018,305.80</u>	<u>4,019,010.05</u>	<u>8,018,305.80</u>	<u>4,019,010.05</u>	<u>0.00</u>	<u>0.00</u>	<u>35,000,000.00</u>	<u>8,018,305.80</u>	<u>4,019,010.05</u>
TT05 - TEXAS TERM DRAINAGE													
State Pool													
TT05-TX TERM Drainage	AR-0027	State Pool	11/01/08	Open	354.46	354.48	354.46	354.48	0.00	0.00	109,774.61	354.46	354.48
State Pool Total					<u>354.46</u>	<u>354.48</u>	<u>354.46</u>	<u>354.48</u>	<u>0.00</u>	<u>0.00</u>	<u>109,774.61</u>	<u>354.46</u>	<u>354.48</u>
TT05 - TEXAS TERM DRAINAGE Total					<u>354.46</u>	<u>354.48</u>	<u>354.46</u>	<u>354.48</u>	<u>0.00</u>	<u>0.00</u>	<u>109,774.61</u>	<u>354.46</u>	<u>354.48</u>
TT00 - TEXAS TERM GENERAL													
State Pool													
TT00-TX TERM General	AR-0022	State Pool	11/01/08	Open	1,071.64	1,071.69	1,071.64	1,071.69	0.00	0.00	10,006,437.87	1,071.64	1,071.69
State Pool Total					<u>1,071.64</u>	<u>1,071.69</u>	<u>1,071.64</u>	<u>1,071.69</u>	<u>0.00</u>	<u>0.00</u>	<u>10,006,437.87</u>	<u>1,071.64</u>	<u>1,071.69</u>
TT00 - TEXAS TERM GENERAL Total					<u>1,071.64</u>	<u>1,071.69</u>	<u>1,071.64</u>	<u>1,071.69</u>	<u>0.00</u>	<u>0.00</u>	<u>10,006,437.87</u>	<u>1,071.64</u>	<u>1,071.69</u>
TT04 - TEXAS TERM ROAD & BRIDGE													
State Pool													
TT04-TX TERM Road & Bridge	AR-0026	State Pool	11/01/08	Open	1,068.47	1,068.52	1,068.47	1,068.52	0.00	0.00	10,463.28	1,068.47	1,068.52
State Pool Total					<u>1,068.47</u>	<u>1,068.52</u>	<u>1,068.47</u>	<u>1,068.52</u>	<u>0.00</u>	<u>0.00</u>	<u>10,463.28</u>	<u>1,068.47</u>	<u>1,068.52</u>
TT04 - TEXAS TERM ROAD & BRIDGE Total					<u>1,068.47</u>	<u>1,068.52</u>	<u>1,068.47</u>	<u>1,068.52</u>	<u>0.00</u>	<u>0.00</u>	<u>10,463.28</u>	<u>1,068.47</u>	<u>1,068.52</u>
TT02 - TEXAS TERM TOLL OPERATIONS													
State Pool													
TT02-TX TERM Toll Rd. Operation	AR-0024	State Pool	11/01/08	Open	1,070.42	1,070.47	1,070.42	1,070.47	0.00	0.00	0.00	1,070.42	1,070.47
State Pool Total					<u>1,070.42</u>	<u>1,070.47</u>	<u>1,070.42</u>	<u>1,070.47</u>	<u>0.00</u>	<u>0.00</u>	<u>0.00</u>	<u>1,070.42</u>	<u>1,070.47</u>
TT02 - TEXAS TERM TOLL OPERATIONS Total					<u>1,070.42</u>	<u>1,070.47</u>	<u>1,070.42</u>	<u>1,070.47</u>	<u>0.00</u>	<u>0.00</u>	<u>0.00</u>	<u>1,070.42</u>	<u>1,070.47</u>
09 - Temporary Holding													
Money Market													
Cadence-Money Market Accts	AR-0058	Money Market	01/31/21	Open	277,505,778.95	274,098,426.92	277,505,778.95	274,098,426.92	0.00	0.00	210,194,488.52	277,505,778.95	274,098,426.92
Money Market Total					<u>277,505,778.95</u>	<u>274,098,426.92</u>	<u>277,505,778.95</u>	<u>274,098,426.92</u>	<u>0.00</u>	<u>0.00</u>	<u>210,194,488.52</u>	<u>277,505,778.95</u>	<u>274,098,426.92</u>
09 - Temporary Holding Total					<u>277,505,778.95</u>	<u>274,098,426.92</u>	<u>277,505,778.95</u>	<u>274,098,426.92</u>	<u>0.00</u>	<u>0.00</u>	<u>210,194,488.52</u>	<u>277,505,778.95</u>	<u>274,098,426.92</u>
Combined Port													
Money Market													
Cadence-Money Market Accts	AR-0058	Money Market	01/31/21	Open	277,505,778.95	274,098,426.92	277,505,778.95	274,098,426.92	0.00	0.00	210,194,488.52	277,505,778.95	274,098,426.92
Money Market Total					<u>277,505,778.95</u>	<u>274,098,426.92</u>	<u>277,505,778.95</u>	<u>274,098,426.92</u>	<u>0.00</u>	<u>0.00</u>	<u>210,194,488.52</u>	<u>277,505,778.95</u>	<u>274,098,426.92</u>
LO10-LOGIC-COUNTY'S CARE ACT	AR-0047	State Pool	05/12/20	Open	12,146,805.82	992.57	12,146,805.82	992.57	0.00	0.00	67,000,000.00	12,146,805.82	992.57
LOG1-Logic- General	AR-0028	State Pool	11/10/08	Open	742,817.86	742,878.70	742,817.86	742,878.70	0.00	0.00	10,000,000.00	742,817.86	742,878.70
LOG2-Logic-Toll Rd.Operations	AR-0029	State Pool	11/10/08	Open	35,115,424.80	35,118,300.29	35,115,424.80	35,118,300.29	0.00	0.00	2,000,000.00	35,115,424.80	35,118,300.29
LOG5-Logic-Drainage	AR-0032	State Pool	11/10/08	Open	522,175.39	522,218.16	522,175.39	522,218.16	0.00	0.00	500,000.00	522,175.39	522,218.16
LOG8-Logic-Road & Bridge	AR-0035	State Pool	11/10/08	Open	2,522,895.02	2,523,101.60	2,522,895.02	2,523,101.60	0.00	0.00	1,000,000.00	2,522,895.02	2,523,101.60
MB02-MBIA General	AR-0015	State Pool	11/01/08	Open	155,997,648.70	156,011,574.42	155,997,648.70	156,011,574.42	0.00	0.00	17,374,917.83	155,997,648.70	156,011,574.42
MB03-MBIA Road & Bridge	AR-0016	State Pool	11/01/08	Open	7,574,537.04	7,575,213.23	7,574,537.04	7,575,213.23	0.00	0.00	2,856,438.24	7,574,537.04	7,575,213.23
MB04-MBIA Drainage	AR-0017	State Pool	11/01/08	Open	6,289,606.02	6,290,167.50	6,289,606.02	6,290,167.50	0.00	0.00	1,267,218.21	6,289,606.02	6,290,167.50
MB06-MBIA Toll Rd. Operations	AR-0019	State Pool	11/01/08	Open	53,977,545.22	43,981,874.17	53,977,545.22	43,981,874.17	0.00	0.00	3,143,377.27	53,977,545.22	43,981,874.17
MB12-MBIA ESD 100 AGREEMENT	AR-0041	State Pool	08/31/16	Open	1,989,866.93	1,990,044.56	1,989,866.93	1,990,044.56	0.00	0.00	3,900,000.00	1,989,866.93	1,990,044.56
MB14-MBIA GR PARKWAY OPERATIONS	AR-0043	State Pool	08/31/16	Open	34,901,900.64	24,904,526.73	34,901,900.64	24,904,526.73	0.00	0.00	8,500,000.00	34,901,900.64	24,904,526.73
MB17 - SR LIEN BOND 2016	AR-0046	State Pool	12/09/16	Open	8,018,305.80	4,019,010.05	8,018,305.80	4,019,010.05	0.00	0.00	35,000,000.00	8,018,305.80	4,019,010.05

Portfolio Position
Ft. Bend County
 Effective Interest - Actual Life
 Receipts in Period
 03/01/21 - 03/31/21

7

CUSIP	Invest Number	Security Description	Purchase Date	Call Date	Par Value On 03/01/21	Par Value On 03/31/21	Market Val On 03/01/21	Market Val On 03/31/21	Purchase Cost	Sales Proceeds	Original Princ/Cost	Amor Value On 03/01/21	Amor Value On 03/31/21
MB19-MBIA FBC ASSIST. DIST. #2	AR-0049	State Pool	05/13/20	Open	2,505,720.66	2,505,944.33	2,505,720.66	2,505,944.33	0.00	0.00	2,500,000.00	2,505,720.66	2,505,944.33
MB20-MBIA FBC ASSIST. DIST. #4	AR-0050	State Pool	05/13/20	Open	1,252,860.27	1,252,972.15	1,252,860.27	1,252,972.15	0.00	0.00	1,250,000.00	1,252,860.27	1,252,972.15
MB21-MBIA FBC ASSIST. DIST. #6	AR-0051	State Pool	05/13/20	Open	2,004,576.52	2,004,755.43	2,004,576.52	2,004,755.43	0.00	0.00	2,000,000.00	2,004,576.52	2,004,755.43
MB23-MBIA JUVENILE	AR-0053	State Pool	05/13/20	Open	9,513,653.48	5,514,491.22	9,513,653.48	5,514,491.22	0.00	0.00	8,000,000.00	9,513,653.48	5,514,491.22
MB24-MBIA DEBT SERVICE	AR-0054	State Pool	05/13/20	Open	11,005,451.37	11,006,433.86	11,005,451.37	11,006,433.86	0.00	0.00	21,000,000.00	11,005,451.37	11,006,433.86
MB25-MBIA DRAINAGE DEBT SERVICE	AR-0055	State Pool	05/13/20	Open	1,002,288.20	1,002,377.74	1,002,288.20	1,002,377.74	0.00	0.00	1,000,000.00	1,002,288.20	1,002,377.74
MB26-FACILITIES BOND 2018	AR-0056	State Pool	05/13/20	Open	14,032,035.31	10,033,276.40	14,032,035.31	10,033,276.40	0.00	0.00	14,000,000.00	14,032,035.31	10,033,276.40
MB27-MBIA TX HERITAGE PARKWAY	AR-0057	State Pool	05/13/20	Open	20,004,151.54	10,005,562.91	20,004,151.54	10,005,562.91	0.00	0.00	17,000,000.00	20,004,151.54	10,005,562.91
TT00-TX TERM General	AR-0022	State Pool	11/01/08	Open	1,071.64	1,071.69	1,071.64	1,071.69	0.00	0.00	10,006,437.87	1,071.64	1,071.69
TT02-TX TERM Toll Rd. Operation	AR-0024	State Pool	11/01/08	Open	1,070.42	1,070.47	1,070.42	1,070.47	0.00	0.00	0.00	1,070.42	1,070.47
TT04-TX TERM Road & Bridge	AR-0026	State Pool	11/01/08	Open	1,068.47	1,068.52	1,068.47	1,068.52	0.00	0.00	10,463.28	1,068.47	1,068.52
TT05-TX TERM Drainage	AR-0027	State Pool	11/01/08	Open	354.46	354.48	354.46	354.48	0.00	0.00	109,774.61	354.46	354.48
State Pool Total					<u>381,123,831.58</u>	<u>327,009,281.18</u>	<u>381,123,831.58</u>	<u>327,009,281.18</u>	<u>0.00</u>	<u>0.00</u>	<u>229,418,627.31</u>	<u>381,123,831.58</u>	<u>327,009,281.18</u>
Combined Port Total					<u>658,629,610.53</u>	<u>601,107,708.10</u>	<u>658,629,610.53</u>	<u>601,107,708.10</u>	<u>0.00</u>	<u>0.00</u>	<u>439,613,115.83</u>	<u>658,629,610.53</u>	<u>601,107,708.10</u>

Earnings and Yields Summary

Ft. Bend County

Effective Interest - Actual Life

Receipts in Period

03/01/21 - 03/31/21

8

Security Description	03/01/21 03/07/21	03/08/21 03/14/21	03/15/21 03/21/21	03/22/21 03/28/21	03/29/21 03/31/21	03/01/21 03/31/21
Combined Port						
Money Market	7,512.13	7,512.12	7,512.12	7,512.12	4,151.27	34,199.76
State Pool	<u>7,397.76</u>	<u>7,371.13</u>	<u>6,910.37</u>	<u>6,910.37</u>	<u>2,859.97</u>	<u>31,449.60</u>
Port Total	<u>14,909.89</u>	<u>14,883.25</u>	<u>14,422.49</u>	<u>14,422.49</u>	<u>7,011.24</u>	<u>65,649.36</u>
Combined Port						
Money Market	0.1412	0.1412	0.1412	0.1412	0.1412	0.1412
State Pool	<u>0.1035</u>	<u>0.1036</u>	<u>0.1026</u>	<u>0.1026</u>	<u>0.1018</u>	<u>0.1030</u>
Port Total	<u>0.1196</u>	<u>0.1196</u>	<u>0.1196</u>	<u>0.1196</u>	<u>0.1220</u>	<u>0.1199</u>

Maturity Aging
Ft. Bend County
 Effective Interest - Actual Life
 Receipts in Period
 03/31/21

CUSIP	Invest Number	Security Description	Purchase Date	Days to Maturity	Yield Matur
Cash / Money Market					
	AR-0058	Money Market	01/31/21	0	0.1500
	AR-0047	State Pool	05/12/20	0	0.0964
	AR-0028	State Pool	11/10/08	0	0.0964
	AR-0029	State Pool	11/10/08	0	0.0964
	AR-0032	State Pool	11/10/08	0	0.0964
	AR-0035	State Pool	11/10/08	0	0.0964
	AR-0015	State Pool	11/01/08	0	0.1051
	AR-0016	State Pool	11/01/08	0	0.1051
	AR-0017	State Pool	11/01/08	0	0.1051
	AR-0019	State Pool	11/01/08	0	0.1051
	AR-0041	State Pool	08/31/16	0	0.1051
	AR-0043	State Pool	08/31/16	0	0.1051
	AR-0046	State Pool	12/09/16	0	0.1051
	AR-0049	State Pool	05/13/20	0	0.1051
	AR-0050	State Pool	05/13/20	0	0.1051
	AR-0051	State Pool	05/13/20	0	0.1051
	AR-0053	State Pool	05/13/20	0	0.1051
	AR-0054	State Pool	05/13/20	0	0.1051
	AR-0055	State Pool	05/13/20	0	0.1051
	AR-0056	State Pool	05/13/20	0	0.1051
	AR-0057	State Pool	05/13/20	0	0.1051
	AR-0022	State Pool	11/01/08	0	0.0500
	AR-0024	State Pool	11/01/08	0	0.0500
	AR-0026	State Pool	11/01/08	0	0.0500
	AR-0027	State Pool	11/01/08	0	0.0500
Cash / Money Market Total				0	0.1322
Investment Total				0	0.1322

Activity Statement
Ft. Bend County
 Effective Interest - Actual Life
 Receipts in Period
 03/01/21 - 03/31/21

Purchase Date	Sale Date	CUSIP	Invest Number	Security Description	Amor Value On 03/01/21	Changes In Principal	Purchase Cost	Sales Proceeds	Purchased Interest	Int/Div Rec In the Perd	Amor Value On 03/31/21
Money Market											
01/31/21	Open	Cadence-Money Market Accts	AR-0058	Money Market	277,505,778.95	-3,407,352.03	0.00	0.00	0.00	34,199.76	274,098,426.92
Money Market Total					277,505,778.95	-3,407,352.03	0.00	0.00	0.00	34,199.76	274,098,426.92
State Pool											
11/01/08	Open	MB02-MBIA General	AR-0015	State Pool	155,997,648.70	13,925.72	0.00	0.00	0.00	13,925.72	156,011,574.42
11/01/08	Open	MB03-MBIA Road & Bridge	AR-0016	State Pool	7,574,537.04	676.19	0.00	0.00	0.00	676.19	7,575,213.23
11/01/08	Open	MB04-MBIA Drainage	AR-0017	State Pool	6,289,606.02	561.48	0.00	0.00	0.00	561.48	6,290,167.50
11/01/08	Open	MB06-MBIA Toll Rd. Operations	AR-0019	State Pool	53,977,545.22	-9,995,671.05	0.00	0.00	0.00	4,328.95	43,981,874.17
11/01/08	Open	TT00-TX TERM General	AR-0022	State Pool	1,071.64	0.05	0.00	0.00	0.00	0.05	1,071.69
11/01/08	Open	TT02-TX TERM Toll Rd. Operation	AR-0024	State Pool	1,070.42	0.05	0.00	0.00	0.00	0.05	1,070.47
11/01/08	Open	TT04-TX TERM Road & Bridge	AR-0026	State Pool	1,068.47	0.05	0.00	0.00	0.00	0.05	1,068.52
11/01/08	Open	TT05-TX TERM Drainage	AR-0027	State Pool	354.46	0.02	0.00	0.00	0.00	0.02	354.48
11/10/08	Open	LOG1-Logic- General	AR-0028	State Pool	742,817.86	60.84	0.00	0.00	0.00	60.84	742,878.70
11/10/08	Open	LOG2-Logic-Toll Rd.Operations	AR-0029	State Pool	35,115,424.80	2,875.49	0.00	0.00	0.00	2,875.49	35,118,300.29
11/10/08	Open	LOG5-Logic-Drainage	AR-0032	State Pool	522,175.39	42.77	0.00	0.00	0.00	42.77	522,218.16
11/10/08	Open	LOG8-Logic-Road & Bridge	AR-0035	State Pool	2,522,895.02	206.58	0.00	0.00	0.00	206.58	2,523,101.60
08/31/16	Open	MB12-MBIA ESD 100 AGREEMENT	AR-0041	State Pool	1,989,866.93	177.63	0.00	0.00	0.00	177.63	1,990,044.56
08/31/16	Open	MB14-MBIA GR PARKWAY OPERATIONS	AR-0043	State Pool	34,901,900.64	-9,997,373.91	0.00	0.00	0.00	2,626.09	24,904,526.73
12/09/16	Open	MB17 - SR LIEN BOND 2016	AR-0046	State Pool	8,018,305.80	-3,999,295.75	0.00	0.00	0.00	704.25	4,019,010.05
05/12/20	Open	LO10-LOGIC-COUNTY'S CARE ACT	AR-0047	State Pool	12,146,805.82	-12,145,813.25	0.00	0.00	0.00	186.75	992.57
05/13/20	Open	MB19-MBIA FBC ASSIST. DIST. #2	AR-0049	State Pool	2,505,720.66	223.67	0.00	0.00	0.00	223.67	2,505,944.33
05/13/20	Open	MB20- MBIA FBC ASSIST. DIST. #4	AR-0050	State Pool	1,252,860.27	111.88	0.00	0.00	0.00	111.88	1,252,972.15
05/13/20	Open	MB21-MBIA FBC ASSIST. DIST. #6	AR-0051	State Pool	2,004,576.52	178.91	0.00	0.00	0.00	178.91	2,004,755.43
05/13/20	Open	MB23-MBIA JUVENILE	AR-0053	State Pool	9,513,653.48	-3,999,162.26	0.00	0.00	0.00	837.74	5,514,491.22
05/13/20	Open	MB24-MBIA DEBT SERVICE	AR-0054	State Pool	11,005,451.37	982.49	0.00	0.00	0.00	982.49	11,006,433.86
05/13/20	Open	MB25-MBIA DRAINAGE DEBT SERVICE	AR-0055	State Pool	1,002,288.20	89.54	0.00	0.00	0.00	89.54	1,002,377.74
05/13/20	Open	MB26-FACILITIES BOND 2018	AR-0056	State Pool	14,032,035.31	-3,998,758.91	0.00	0.00	0.00	1,241.09	10,033,276.40
05/13/20	Open	MB27-MBIA TX HERITAGE PARKWAY	AR-0057	State Pool	20,004,151.54	-9,998,588.63	0.00	0.00	0.00	1,411.37	10,005,562.91
State Pool Total					381,123,831.58	-54,114,550.40	0.00	0.00	0.00	31,449.60	327,009,281.18
Investment Total					658,629,610.53	-57,521,902.43	0.00	0.00	0.00	65,649.36	601,107,708.10

Interest Accrual
Ft. Bend County
Effective Interest - Actual Life
Receipts in Period
03/01/21 - 03/31/21

CUSIP	Invest Number	Security Description	Purchase Date	Sale Date	Yield Earned	Ending Par Val/Shares	Ending Amor Val/Cost	Purchased Interest	Int/Div Rec In the Perd	Int/Div Accrued In the Perd	PTD Purch Received	Int/Div Rec Purch/Date	Int/Div Accrued Purch/Date
09 - Temporary Holding													
Money Market													
Cadence-Money Market Accts	AR-0058	Money Market	01/31/21	Open	<u>0.1412</u>	<u>274,098,426.92</u>	<u>274,098,426.92</u>	<u>0.00</u>	<u>34,199.76</u>	<u>0.00</u>	<u>0.00</u>	<u>99,345.63</u>	<u>0.00</u>
Money Market Total					<u>0.1412</u>	<u>274,098,426.92</u>	<u>274,098,426.92</u>	<u>0.00</u>	<u>34,199.76</u>	<u>0.00</u>	<u>0.00</u>	<u>99,345.63</u>	<u>0.00</u>
09 - Temporary Holding Total					<u>0.1412</u>	<u>274,098,426.92</u>	<u>274,098,426.92</u>	<u>0.00</u>	<u>34,199.76</u>	<u>0.00</u>	<u>0.00</u>	<u>99,345.63</u>	<u>0.00</u>
145 - ESD 100 Agreement													
State Pool													
MB12-MBIA ESD 100 AGREEMENT	AR-0041	State Pool	08/31/16	Open	<u>0.1051</u>	<u>1,990,044.56</u>	<u>1,990,044.56</u>	<u>0.00</u>	<u>177.63</u>	<u>0.00</u>	<u>0.00</u>	<u>88,485.80</u>	<u>0.00</u>
State Pool Total					<u>0.1051</u>	<u>1,990,044.56</u>	<u>1,990,044.56</u>	<u>0.00</u>	<u>177.63</u>	<u>0.00</u>	<u>0.00</u>	<u>88,485.80</u>	<u>0.00</u>
145 - ESD 100 Agreement Total					<u>0.1051</u>	<u>1,990,044.56</u>	<u>1,990,044.56</u>	<u>0.00</u>	<u>177.63</u>	<u>0.00</u>	<u>0.00</u>	<u>88,485.80</u>	<u>0.00</u>
802 - Sr Lien 2016													
State Pool													
MB17 - SR LIEN BOND 2016	AR-0046	State Pool	12/09/16	Open	<u>0.1051</u>	<u>4,019,010.05</u>	<u>4,019,010.05</u>	<u>0.00</u>	<u>704.25</u>	<u>0.00</u>	<u>0.00</u>	<u>169,751.09</u>	<u>0.00</u>
State Pool Total					<u>0.1051</u>	<u>4,019,010.05</u>	<u>4,019,010.05</u>	<u>0.00</u>	<u>704.25</u>	<u>0.00</u>	<u>0.00</u>	<u>169,751.09</u>	<u>0.00</u>
802 - Sr Lien 2016 Total					<u>0.1051</u>	<u>4,019,010.05</u>	<u>4,019,010.05</u>	<u>0.00</u>	<u>704.25</u>	<u>0.00</u>	<u>0.00</u>	<u>169,751.09</u>	<u>0.00</u>
810 - FBC Toll Road Operations													
State Pool													
TT02-TX TERM Toll Rd. Operation	AR-0024	State Pool	11/01/08	Open	<u>0.0000</u>	<u>0.00</u>	<u>0.00</u>	<u>0.00</u>	<u>0.00</u>	<u>0.00</u>	<u>0.00</u>	<u>0.00</u>	<u>0.00</u>
State Pool Total					<u>0.0000</u>	<u>0.00</u>	<u>0.00</u>	<u>0.00</u>	<u>0.00</u>	<u>0.00</u>	<u>0.00</u>	<u>0.00</u>	<u>0.00</u>
810 - FBC Toll Road Operations Total					<u>0.0000</u>	<u>0.00</u>	<u>0.00</u>	<u>0.00</u>	<u>0.00</u>	<u>0.00</u>	<u>0.00</u>	<u>0.00</u>	<u>0.00</u>
815 - Grand Parkway Operations													
State Pool													
MB14-MBIA GR PARKWAY OPERATIONS	AR-0043	State Pool	08/31/16	Open	<u>0.1051</u>	<u>24,904,526.73</u>	<u>24,904,526.73</u>	<u>0.00</u>	<u>2,626.09</u>	<u>0.00</u>	<u>0.00</u>	<u>404,521.25</u>	<u>0.00</u>
State Pool Total					<u>0.1051</u>	<u>24,904,526.73</u>	<u>24,904,526.73</u>	<u>0.00</u>	<u>2,626.09</u>	<u>0.00</u>	<u>0.00</u>	<u>404,521.25</u>	<u>0.00</u>
815 - Grand Parkway Operations Total					<u>0.1051</u>	<u>24,904,526.73</u>	<u>24,904,526.73</u>	<u>0.00</u>	<u>2,626.09</u>	<u>0.00</u>	<u>0.00</u>	<u>404,521.25</u>	<u>0.00</u>
LO10 - LOGIC COUNTYS CARES ACT													
State Pool													
LO10-LOGIC-COUNTY'S CARE ACT	AR-0047	State Pool	05/12/20	Open	<u>0.0972</u>	<u>992.57</u>	<u>992.57</u>	<u>0.00</u>	<u>186.75</u>	<u>0.00</u>	<u>0.00</u>	<u>146,992.57</u>	<u>0.00</u>
State Pool Total					<u>0.0972</u>	<u>992.57</u>	<u>992.57</u>	<u>0.00</u>	<u>186.75</u>	<u>0.00</u>	<u>0.00</u>	<u>146,992.57</u>	<u>0.00</u>
LO10 - LOGIC COUNTYS CARES ACT Total					<u>0.0972</u>	<u>992.57</u>	<u>992.57</u>	<u>0.00</u>	<u>186.75</u>	<u>0.00</u>	<u>0.00</u>	<u>146,992.57</u>	<u>0.00</u>
LOG1 - LOGIC GENERAL													
State Pool													
LOG1-Logic- General	AR-0028	State Pool	11/10/08	Open	<u>0.0964</u>	<u>742,878.70</u>	<u>742,878.70</u>	<u>0.00</u>	<u>60.84</u>	<u>0.00</u>	<u>0.00</u>	<u>813,311.68</u>	<u>0.00</u>
State Pool Total					<u>0.0964</u>	<u>742,878.70</u>	<u>742,878.70</u>	<u>0.00</u>	<u>60.84</u>	<u>0.00</u>	<u>0.00</u>	<u>813,311.68</u>	<u>0.00</u>
LOG1 - LOGIC GENERAL Total					<u>0.0964</u>	<u>742,878.70</u>	<u>742,878.70</u>	<u>0.00</u>	<u>60.84</u>	<u>0.00</u>	<u>0.00</u>	<u>813,311.68</u>	<u>0.00</u>
LOG2 - LOGIC TOLL OPERATIONS													
State Pool													
LOG2-Logic-Toll Rd.Operations	AR-0029	State Pool	11/10/08	Open	<u>0.0964</u>	<u>35,118,300.29</u>	<u>35,118,300.29</u>	<u>0.00</u>	<u>2,875.49</u>	<u>0.00</u>	<u>0.00</u>	<u>179,631.37</u>	<u>0.00</u>
State Pool Total					<u>0.0964</u>	<u>35,118,300.29</u>	<u>35,118,300.29</u>	<u>0.00</u>	<u>2,875.49</u>	<u>0.00</u>	<u>0.00</u>	<u>179,631.37</u>	<u>0.00</u>
LOG2 - LOGIC TOLL OPERATIONS Total					<u>0.0964</u>	<u>35,118,300.29</u>	<u>35,118,300.29</u>	<u>0.00</u>	<u>2,875.49</u>	<u>0.00</u>	<u>0.00</u>	<u>179,631.37</u>	<u>0.00</u>
LOG5 - LOGIC DRAINAGE													
State Pool													
LOG5-Logic-Drainage	AR-0032	State Pool	11/10/08	Open	<u>0.0964</u>	<u>522,218.16</u>	<u>522,218.16</u>	<u>0.00</u>	<u>42.77</u>	<u>0.00</u>	<u>0.00</u>	<u>24,461.93</u>	<u>0.00</u>
State Pool Total					<u>0.0964</u>	<u>522,218.16</u>	<u>522,218.16</u>	<u>0.00</u>	<u>42.77</u>	<u>0.00</u>	<u>0.00</u>	<u>24,461.93</u>	<u>0.00</u>
LOG5 - LOGIC DRAINAGE Total					<u>0.0964</u>	<u>522,218.16</u>	<u>522,218.16</u>	<u>0.00</u>	<u>42.77</u>	<u>0.00</u>	<u>0.00</u>	<u>24,461.93</u>	<u>0.00</u>
LOG8 - LOGIC ROAD & BRIDGE													

Interest Accrual
Ft. Bend County
Effective Interest - Actual Life
Receipts in Period
03/01/21 - 03/31/21

12

CUSIP	Invest Number	Security Description	Purchase Date	Sale Date	Yield Earned	Ending Par Val/Shares	Ending Amor Val/Cost	Purchased Interest	Int/Div Rec In the Perd	Int/Div Accrued In the Perd	PTD Purch Received	Int/Div Rec Purch/Date	Int/Div Accrued Purch/Date
State Pool													
LOG8-Logic-Road & Bridge	AR-0035	State Pool	11/10/08	Open	<u>0.0964</u>	<u>2,523,101.60</u>	<u>2,523,101.60</u>	<u>0.00</u>	<u>206.58</u>	<u>0.00</u>	<u>0.00</u>	<u>28,589.12</u>	<u>0.00</u>
State Pool Total					<u>0.0964</u>	<u>2,523,101.60</u>	<u>2,523,101.60</u>	<u>0.00</u>	<u>206.58</u>	<u>0.00</u>	<u>0.00</u>	<u>28,589.12</u>	<u>0.00</u>
LOG8 - LOGIC ROAD & BRIDGE Total					<u>0.0964</u>	<u>2,523,101.60</u>	<u>2,523,101.60</u>	<u>0.00</u>	<u>206.58</u>	<u>0.00</u>	<u>0.00</u>	<u>28,589.12</u>	<u>0.00</u>
MB02 - MBIA GENERAL													
State Pool													
MB02-MBIA General	AR-0015	State Pool	11/01/08	Open	<u>0.1051</u>	<u>156,011,574.42</u>	<u>156,011,574.42</u>	<u>0.00</u>	<u>13,925.72</u>	<u>0.00</u>	<u>0.00</u>	<u>740,924.79</u>	<u>0.00</u>
State Pool Total					<u>0.1051</u>	<u>156,011,574.42</u>	<u>156,011,574.42</u>	<u>0.00</u>	<u>13,925.72</u>	<u>0.00</u>	<u>0.00</u>	<u>740,924.79</u>	<u>0.00</u>
MB02 - MBIA GENERAL Total					<u>0.1051</u>	<u>156,011,574.42</u>	<u>156,011,574.42</u>	<u>0.00</u>	<u>13,925.72</u>	<u>0.00</u>	<u>0.00</u>	<u>740,924.79</u>	<u>0.00</u>
MB03 - MBIA ROAD & BRIDGE													
State Pool													
MB03-MBIA Road & Bridge	AR-0016	State Pool	11/01/08	Open	<u>0.1051</u>	<u>7,575,213.23</u>	<u>7,575,213.23</u>	<u>0.00</u>	<u>676.19</u>	<u>0.00</u>	<u>0.00</u>	<u>115,952.38</u>	<u>0.00</u>
State Pool Total					<u>0.1051</u>	<u>7,575,213.23</u>	<u>7,575,213.23</u>	<u>0.00</u>	<u>676.19</u>	<u>0.00</u>	<u>0.00</u>	<u>115,952.38</u>	<u>0.00</u>
MB03 - MBIA ROAD & BRIDGE Total					<u>0.1051</u>	<u>7,575,213.23</u>	<u>7,575,213.23</u>	<u>0.00</u>	<u>676.19</u>	<u>0.00</u>	<u>0.00</u>	<u>115,952.38</u>	<u>0.00</u>
MB04 - MBIA DRAINAGE													
State Pool													
MB04-MBIA Drainage	AR-0017	State Pool	11/01/08	Open	<u>0.1051</u>	<u>6,290,167.50</u>	<u>6,290,167.50</u>	<u>0.00</u>	<u>561.48</u>	<u>0.00</u>	<u>0.00</u>	<u>145,459.90</u>	<u>2,620.73</u>
State Pool Total					<u>0.1051</u>	<u>6,290,167.50</u>	<u>6,290,167.50</u>	<u>0.00</u>	<u>561.48</u>	<u>0.00</u>	<u>0.00</u>	<u>145,459.90</u>	<u>2,620.73</u>
MB04 - MBIA DRAINAGE Total					<u>0.1051</u>	<u>6,290,167.50</u>	<u>6,290,167.50</u>	<u>0.00</u>	<u>561.48</u>	<u>0.00</u>	<u>0.00</u>	<u>145,459.90</u>	<u>2,620.73</u>
MB06 - MBIA TOLL RD OPERATIONS													
State Pool													
MB06-MBIA Toll Rd. Operations	AR-0019	State Pool	11/01/08	Open	<u>0.1051</u>	<u>43,981,874.17</u>	<u>43,981,874.17</u>	<u>0.00</u>	<u>4,328.95</u>	<u>0.00</u>	<u>0.00</u>	<u>669,040.61</u>	<u>38,363.64</u>
State Pool Total					<u>0.1051</u>	<u>43,981,874.17</u>	<u>43,981,874.17</u>	<u>0.00</u>	<u>4,328.95</u>	<u>0.00</u>	<u>0.00</u>	<u>669,040.61</u>	<u>38,363.64</u>
MB06 - MBIA TOLL RD OPERATIONS Total					<u>0.1051</u>	<u>43,981,874.17</u>	<u>43,981,874.17</u>	<u>0.00</u>	<u>4,328.95</u>	<u>0.00</u>	<u>0.00</u>	<u>669,040.61</u>	<u>38,363.64</u>
MB19 - MBIA FBC ASSIST DIST #2													
State Pool													
MB19-MBIA FBC ASSIST. DIST. #2	AR-0049	State Pool	05/13/20	Open	<u>0.1051</u>	<u>2,505,944.33</u>	<u>2,505,944.33</u>	<u>0.00</u>	<u>223.67</u>	<u>0.00</u>	<u>0.00</u>	<u>5,944.33</u>	<u>0.00</u>
State Pool Total					<u>0.1051</u>	<u>2,505,944.33</u>	<u>2,505,944.33</u>	<u>0.00</u>	<u>223.67</u>	<u>0.00</u>	<u>0.00</u>	<u>5,944.33</u>	<u>0.00</u>
MB19 - MBIA FBC ASSIST DIST #2 Total					<u>0.1051</u>	<u>2,505,944.33</u>	<u>2,505,944.33</u>	<u>0.00</u>	<u>223.67</u>	<u>0.00</u>	<u>0.00</u>	<u>5,944.33</u>	<u>0.00</u>
MB20 - MBIA FBC ASSIST DIST #4													
State Pool													
MB20- MBIA FBC ASSIST. DIST. #4	AR-0050	State Pool	05/13/20	Open	<u>0.1051</u>	<u>1,252,972.15</u>	<u>1,252,972.15</u>	<u>0.00</u>	<u>111.88</u>	<u>0.00</u>	<u>0.00</u>	<u>2,972.15</u>	<u>0.00</u>
State Pool Total					<u>0.1051</u>	<u>1,252,972.15</u>	<u>1,252,972.15</u>	<u>0.00</u>	<u>111.88</u>	<u>0.00</u>	<u>0.00</u>	<u>2,972.15</u>	<u>0.00</u>
MB20 - MBIA FBC ASSIST DIST #4 Total					<u>0.1051</u>	<u>1,252,972.15</u>	<u>1,252,972.15</u>	<u>0.00</u>	<u>111.88</u>	<u>0.00</u>	<u>0.00</u>	<u>2,972.15</u>	<u>0.00</u>
MB21 - MBIA ASSIST DIST #6													
State Pool													
MB21-MBIA FBC ASSIST. DIST. #6	AR-0051	State Pool	05/13/20	Open	<u>0.1051</u>	<u>2,004,755.43</u>	<u>2,004,755.43</u>	<u>0.00</u>	<u>178.91</u>	<u>0.00</u>	<u>0.00</u>	<u>4,755.43</u>	<u>0.00</u>
State Pool Total					<u>0.1051</u>	<u>2,004,755.43</u>	<u>2,004,755.43</u>	<u>0.00</u>	<u>178.91</u>	<u>0.00</u>	<u>0.00</u>	<u>4,755.43</u>	<u>0.00</u>
MB21 - MBIA ASSIST DIST #6 Total					<u>0.1051</u>	<u>2,004,755.43</u>	<u>2,004,755.43</u>	<u>0.00</u>	<u>178.91</u>	<u>0.00</u>	<u>0.00</u>	<u>4,755.43</u>	<u>0.00</u>
MB23 - MBIA JUVENILE													
State Pool													
MB23-MBIA JUVENILE	AR-0053	State Pool	05/13/20	Open	<u>0.1051</u>	<u>5,514,491.22</u>	<u>5,514,491.22</u>	<u>0.00</u>	<u>837.74</u>	<u>0.00</u>	<u>0.00</u>	<u>14,491.22</u>	<u>0.00</u>
State Pool Total					<u>0.1051</u>	<u>5,514,491.22</u>	<u>5,514,491.22</u>	<u>0.00</u>	<u>837.74</u>	<u>0.00</u>	<u>0.00</u>	<u>14,491.22</u>	<u>0.00</u>
MB23 - MBIA JUVENILE Total					<u>0.1051</u>	<u>5,514,491.22</u>	<u>5,514,491.22</u>	<u>0.00</u>	<u>837.74</u>	<u>0.00</u>	<u>0.00</u>	<u>14,491.22</u>	<u>0.00</u>
MB24 - MBIA DEBT SERVICE													
State Pool													

Interest Accrual
Ft. Bend County
Effective Interest - Actual Life
Receipts in Period
03/01/21 - 03/31/21

CUSIP	Invest Number	Security Description	Purchase Date	Sale Date	Yield Earned	Ending Par Val/Shares	Ending Amor Val/Cost	Purchased Interest	Int/Div Rec In the Perd	Int/Div Accrued In the Perd	PTD Purch Received	Int/Div Rec Purch/Date	Int/Div Accrued Purch/Date
MB24-MBIA DEBT SERVICE	AR-0054	State Pool	05/13/20	Open	<u>0.1051</u>	<u>11,006,433.86</u>	<u>11,006,433.86</u>	<u>0.00</u>	<u>982.49</u>	<u>0.00</u>	<u>0.00</u>	<u>38,156.62</u>	<u>0.00</u>
State Pool Total					<u>0.1051</u>	<u>11,006,433.86</u>	<u>11,006,433.86</u>	<u>0.00</u>	<u>982.49</u>	<u>0.00</u>	<u>0.00</u>	<u>38,156.62</u>	<u>0.00</u>
MB24 - MBIA DEBT SERVICE Total					<u>0.1051</u>	<u>11,006,433.86</u>	<u>11,006,433.86</u>	<u>0.00</u>	<u>982.49</u>	<u>0.00</u>	<u>0.00</u>	<u>38,156.62</u>	<u>0.00</u>
MB25 - MBIA DRAINAGE DEBT SERVICE													
State Pool													
MB25-MBIA DRAINAGE DEBT SERVICE	AR-0055	State Pool	05/13/20	Open	<u>0.1052</u>	<u>1,002,377.74</u>	<u>1,002,377.74</u>	<u>0.00</u>	<u>89.54</u>	<u>0.00</u>	<u>0.00</u>	<u>2,377.74</u>	<u>0.00</u>
State Pool Total					<u>0.1052</u>	<u>1,002,377.74</u>	<u>1,002,377.74</u>	<u>0.00</u>	<u>89.54</u>	<u>0.00</u>	<u>0.00</u>	<u>2,377.74</u>	<u>0.00</u>
MB25 - MBIA DRAINAGE DEBT SERVICE Total					<u>0.1052</u>	<u>1,002,377.74</u>	<u>1,002,377.74</u>	<u>0.00</u>	<u>89.54</u>	<u>0.00</u>	<u>0.00</u>	<u>2,377.74</u>	<u>0.00</u>
MB26 - MBIA FACILITIES BOND 2018													
State Pool													
MB26-FACILITIES BOND 2018	AR-0056	State Pool	05/13/20	Open	<u>0.1051</u>	<u>10,033,276.40</u>	<u>10,033,276.40</u>	<u>0.00</u>	<u>1,241.09</u>	<u>0.00</u>	<u>0.00</u>	<u>33,276.40</u>	<u>0.00</u>
State Pool Total					<u>0.1051</u>	<u>10,033,276.40</u>	<u>10,033,276.40</u>	<u>0.00</u>	<u>1,241.09</u>	<u>0.00</u>	<u>0.00</u>	<u>33,276.40</u>	<u>0.00</u>
MB26 - MBIA FACILITIES BOND 2018 Total					<u>0.1051</u>	<u>10,033,276.40</u>	<u>10,033,276.40</u>	<u>0.00</u>	<u>1,241.09</u>	<u>0.00</u>	<u>0.00</u>	<u>33,276.40</u>	<u>0.00</u>
MB27 - MBIA TX HERITAGE PARKWAY 2020													
State Pool													
MB27-MBIA TX HERITAGE PARKWAY	AR-0057	State Pool	05/13/20	Open	<u>0.0844</u>	<u>10,005,562.91</u>	<u>10,005,562.91</u>	<u>0.00</u>	<u>1,411.37</u>	<u>0.00</u>	<u>0.00</u>	<u>35,942.26</u>	<u>0.00</u>
State Pool Total					<u>0.0844</u>	<u>10,005,562.91</u>	<u>10,005,562.91</u>	<u>0.00</u>	<u>1,411.37</u>	<u>0.00</u>	<u>0.00</u>	<u>35,942.26</u>	<u>0.00</u>
MB27 - MBIA TX HERITAGE PARKWAY 2020 Total					<u>0.0844</u>	<u>10,005,562.91</u>	<u>10,005,562.91</u>	<u>0.00</u>	<u>1,411.37</u>	<u>0.00</u>	<u>0.00</u>	<u>35,942.26</u>	<u>0.00</u>
TT00 - TEXAS TERM GENERAL													
State Pool													
TT00-TX TERM General	AR-0022	State Pool	11/01/08	Open	<u>0.0549</u>	<u>1,071.69</u>	<u>1,071.69</u>	<u>0.00</u>	<u>0.05</u>	<u>0.00</u>	<u>0.00</u>	<u>21,456.46</u>	<u>0.00</u>
State Pool Total					<u>0.0549</u>	<u>1,071.69</u>	<u>1,071.69</u>	<u>0.00</u>	<u>0.05</u>	<u>0.00</u>	<u>0.00</u>	<u>21,456.46</u>	<u>0.00</u>
TT00 - TEXAS TERM GENERAL Total					<u>0.0549</u>	<u>1,071.69</u>	<u>1,071.69</u>	<u>0.00</u>	<u>0.05</u>	<u>0.00</u>	<u>0.00</u>	<u>21,456.46</u>	<u>0.00</u>
TT02 - TEXAS TERM TOLL OPERATIONS													
State Pool													
TT02-TX TERM Toll Rd. Operation	AR-0024	State Pool	11/01/08	Open	<u>0.0550</u>	<u>1,070.47</u>	<u>1,070.47</u>	<u>0.00</u>	<u>0.05</u>	<u>0.00</u>	<u>0.00</u>	<u>18,000.37</u>	<u>0.00</u>
State Pool Total					<u>0.0550</u>	<u>1,070.47</u>	<u>1,070.47</u>	<u>0.00</u>	<u>0.05</u>	<u>0.00</u>	<u>0.00</u>	<u>18,000.37</u>	<u>0.00</u>
TT02 - TEXAS TERM TOLL OPERATIONS Total					<u>0.0550</u>	<u>1,070.47</u>	<u>1,070.47</u>	<u>0.00</u>	<u>0.05</u>	<u>0.00</u>	<u>0.00</u>	<u>18,000.37</u>	<u>0.00</u>
TT04 - TEXAS TERM ROAD & BRIDGE													
State Pool													
TT04-TX TERM Road & Bridge	AR-0026	State Pool	11/01/08	Open	<u>0.0551</u>	<u>1,068.52</u>	<u>1,068.52</u>	<u>0.00</u>	<u>0.05</u>	<u>0.00</u>	<u>0.00</u>	<u>8,275.80</u>	<u>0.00</u>
State Pool Total					<u>0.0551</u>	<u>1,068.52</u>	<u>1,068.52</u>	<u>0.00</u>	<u>0.05</u>	<u>0.00</u>	<u>0.00</u>	<u>8,275.80</u>	<u>0.00</u>
TT04 - TEXAS TERM ROAD & BRIDGE Total					<u>0.0551</u>	<u>1,068.52</u>	<u>1,068.52</u>	<u>0.00</u>	<u>0.05</u>	<u>0.00</u>	<u>0.00</u>	<u>8,275.80</u>	<u>0.00</u>
TT05 - TEXAS TERM DRAINAGE													
State Pool													
TT05-TX TERM Drainage	AR-0027	State Pool	11/01/08	Open	<u>0.0664</u>	<u>354.48</u>	<u>354.48</u>	<u>0.00</u>	<u>0.02</u>	<u>0.00</u>	<u>0.00</u>	<u>5,033.75</u>	<u>0.00</u>
State Pool Total					<u>0.0664</u>	<u>354.48</u>	<u>354.48</u>	<u>0.00</u>	<u>0.02</u>	<u>0.00</u>	<u>0.00</u>	<u>5,033.75</u>	<u>0.00</u>
TT05 - TEXAS TERM DRAINAGE Total					<u>0.0664</u>	<u>354.48</u>	<u>354.48</u>	<u>0.00</u>	<u>0.02</u>	<u>0.00</u>	<u>0.00</u>	<u>5,033.75</u>	<u>0.00</u>

Premium/Discount Amortization
Ft. Bend County
Effective Interest - Actual Life
Receipts in Period
03/01/21 - 03/31/21

14

CUSIP	Invest Number	Security Description	Purchase Date	Amortiz Date	Yield Earned	Beginning Par Val/Shares	Beginning Unamor Val/Cost	Premium Discount	Ending Par Val/Shares	Ending Amor Val/Cost	Unamor Prem/Dscnt	Amortization In the Perd	Amortization Purch/Date
Money Market													
Cadence-Money Market Accts	AR-0058	Money Market	01/31/21	Open	0.1412	277,505,778.95	277,505,778.95	0.00	274,098,426.92	274,098,426.92	0.00	0.00	0.00
Money Market Total					0.1412	277,505,778.95	277,505,778.95	0.00	274,098,426.92	274,098,426.92	0.00	0.00	0.00
State Pool													
MB02-MBIA General	AR-0015	State Pool	11/01/08	Open	0.1051	155,997,648.70	155,997,648.70	0.00	156,011,574.42	156,011,574.42	0.00	0.00	0.00
MB03-MBIA Road & Bridge	AR-0016	State Pool	11/01/08	Open	0.1051	7,574,537.04	7,574,537.04	0.00	7,575,213.23	7,575,213.23	0.00	0.00	0.00
MB04-MBIA Drainage	AR-0017	State Pool	11/01/08	Open	0.1051	6,289,606.02	6,289,606.02	0.00	6,290,167.50	6,290,167.50	0.00	0.00	0.00
MB06-MBIA Toll Rd. Operations	AR-0019	State Pool	11/01/08	Open	0.1051	53,977,545.22	53,977,545.22	0.00	43,981,874.17	43,981,874.17	0.00	0.00	0.00
TT00-TX TERM General	AR-0022	State Pool	11/01/08	Open	0.0549	1,071.64	1,071.64	0.00	1,071.69	1,071.69	0.00	0.00	0.00
TT02-TX TERM Toll Rd. Operation	AR-0024	State Pool	11/01/08	Open	0.0550	1,070.42	1,070.42	0.00	1,070.47	1,070.47	0.00	0.00	0.00
TT04-TX TERM Road & Bridge	AR-0026	State Pool	11/01/08	Open	0.0551	1,068.47	1,068.47	0.00	1,068.52	1,068.52	0.00	0.00	0.00
TT05-TX TERM Drainage	AR-0027	State Pool	11/01/08	Open	0.0664	354.46	354.46	0.00	354.48	354.48	0.00	0.00	0.00
LOG1-Logic- General	AR-0028	State Pool	11/10/08	Open	0.0964	742,817.86	742,817.86	0.00	742,878.70	742,878.70	0.00	0.00	0.00
LOG2-Logic-Toll Rd. Operations	AR-0029	State Pool	11/10/08	Open	0.0964	35,115,424.80	35,115,424.80	0.00	35,118,300.29	35,118,300.29	0.00	0.00	0.00
LOG5-Logic-Drainage	AR-0032	State Pool	11/10/08	Open	0.0964	522,175.39	522,175.39	0.00	522,218.16	522,218.16	0.00	0.00	0.00
LOG8-Logic-Road & Bridge	AR-0035	State Pool	11/10/08	Open	0.0964	2,522,895.02	2,522,895.02	0.00	2,523,101.60	2,523,101.60	0.00	0.00	0.00
MB12-MBIA ESD 100 AGREEMENT	AR-0041	State Pool	08/31/16	Open	0.1051	1,989,866.93	1,989,866.93	0.00	1,990,044.56	1,990,044.56	0.00	0.00	0.00
MB14-MBIA GR PARKWAY OPERATIONS	AR-0043	State Pool	08/31/16	Open	0.1051	34,901,900.64	34,901,900.64	0.00	24,904,526.73	24,904,526.73	0.00	0.00	0.00
MB17 - SR LIEN BOND 2016	AR-0046	State Pool	12/09/16	Open	0.1051	8,018,305.80	8,018,305.80	0.00	4,019,010.05	4,019,010.05	0.00	0.00	0.00
LO10-LOGIC-COUNTY'S CARE ACT	AR-0047	State Pool	05/12/20	Open	0.0972	12,146,805.82	12,146,805.82	0.00	992.57	992.57	0.00	0.00	0.00
MB19-MBIA FBC ASSIST. DIST. #2	AR-0049	State Pool	05/13/20	Open	0.1051	2,505,720.66	2,505,720.66	0.00	2,505,944.33	2,505,944.33	0.00	0.00	0.00
MB20- MBIA FBC ASSIST. DIST. #4	AR-0050	State Pool	05/13/20	Open	0.1051	1,252,860.27	1,252,860.27	0.00	1,252,972.15	1,252,972.15	0.00	0.00	0.00
MB21-MBIA FBC ASSIST. DIST. #6	AR-0051	State Pool	05/13/20	Open	0.1051	2,004,576.52	2,004,576.52	0.00	2,004,755.43	2,004,755.43	0.00	0.00	0.00
MB23-MBIA JUVENILE	AR-0053	State Pool	05/13/20	Open	0.1051	9,513,653.48	9,513,653.48	0.00	5,514,491.22	5,514,491.22	0.00	0.00	0.00
MB24-MBIA DEBT SERVICE	AR-0054	State Pool	05/13/20	Open	0.1051	11,005,451.37	11,005,451.37	0.00	11,006,433.86	11,006,433.86	0.00	0.00	0.00
MB25-MBIA DRAINAGE DEBT SERVICE	AR-0055	State Pool	05/13/20	Open	0.1052	1,002,288.20	1,002,288.20	0.00	1,002,377.74	1,002,377.74	0.00	0.00	0.00
MB26-FACILITIES BOND 2018	AR-0056	State Pool	05/13/20	Open	0.1051	14,032,035.31	14,032,035.31	0.00	10,033,276.40	10,033,276.40	0.00	0.00	0.00
MB27-MBIA TX HERITAGE PARKWAY	AR-0057	State Pool	05/13/20	Open	0.0844	20,004,151.54	20,004,151.54	0.00	10,005,562.91	10,005,562.91	0.00	0.00	0.00
State Pool Total					0.1030	381,123,831.58	381,123,831.58	0.00	327,009,281.18	327,009,281.18	0.00	0.00	0.00
Investment Total					0.1199	658,629,610.53	658,629,610.53	0.00	601,107,708.10	601,107,708.10	0.00	0.00	0.00

Open Investments

Ft. Bend County

Effective Interest - Actual Life
Receipts in Period
03/31/21

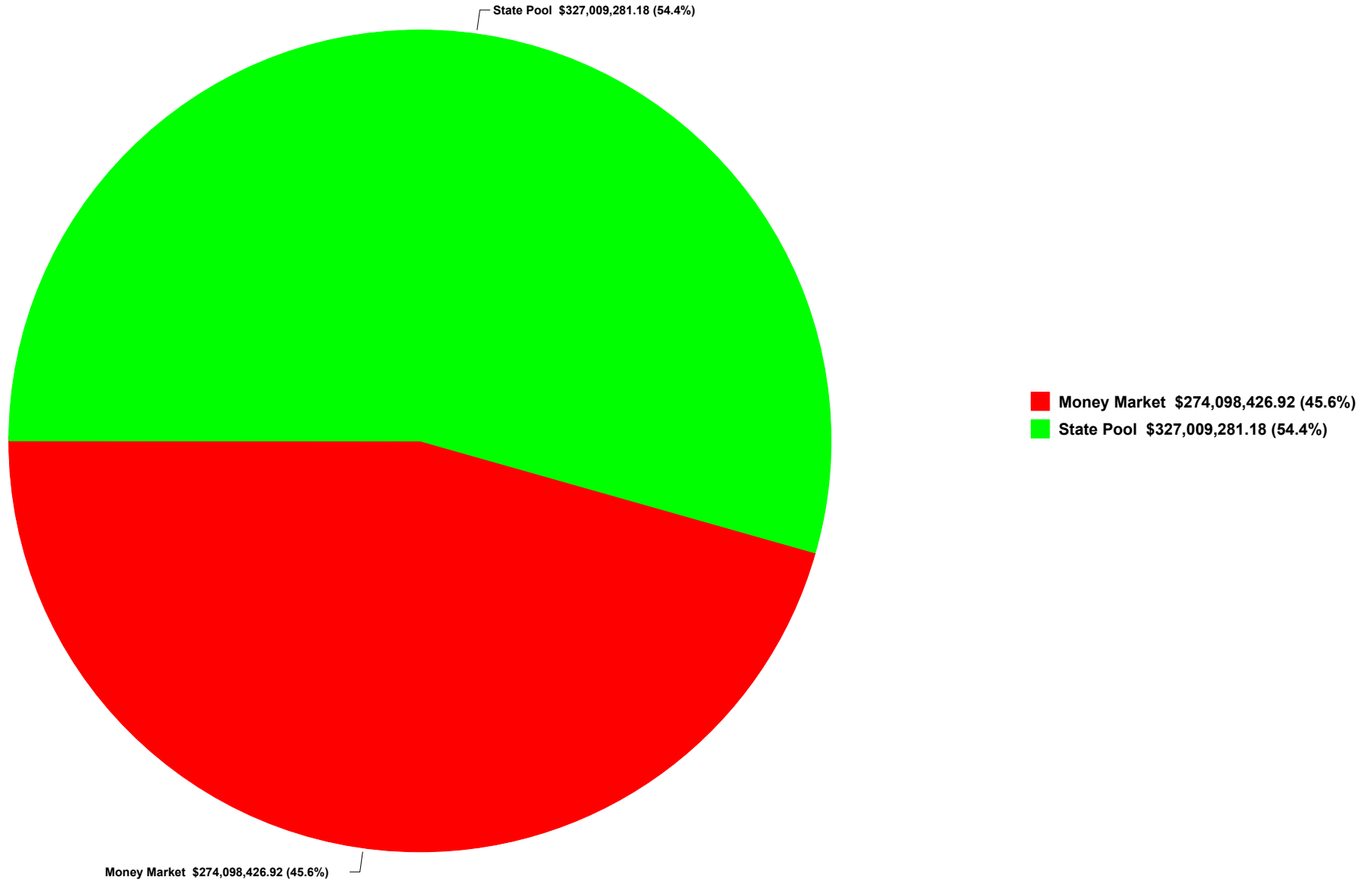
CUSIP	Invest Number	Security Description	Invest Class	Purchase Date	Call Date	Purchase Institut	SafeKeep Institut	Issuing Institut	Yield Matur	Yield Call	Original Unit Cost	Original Par Val/Shares	Original Princ/Cost	Orig Prem Discount	Ending Unit Price	Ending Par Val/Shares	Ending Amor Val/Cost	Ending Prem/Dscnt
Money Market																		
Cadence-Money Market Accts	AR-0058	Money Market		01/31/21	Open	101	None	101	0.1500	0.1500	1.000000	210,194,488.52	210,194,488.52	0.00	1.000000	274,098,426.92	274,098,426.92	0.00
Money Market Total									<u>0.1500</u>	<u>0.1500</u>	<u>1.000000</u>	<u>210,194,488.52</u>	<u>210,194,488.52</u>	<u>0.00</u>	<u>1.000000</u>	<u>274,098,426.92</u>	<u>274,098,426.92</u>	<u>0.00</u>
State Pool																		
MB02-MBIA General	AR-0015	State Pool		11/01/08	Open	2000	None	2000	0.1051	0.1051	1.000000	17,374,917.83	17,374,917.83	0.00	1.000000	156,011,574.42	156,011,574.42	0.00
MB03-MBIA Road & Bridge	AR-0016	State Pool		11/01/08	Open	2000	None	2000	0.1051	0.1051	1.000000	2,856,438.24	2,856,438.24	0.00	1.000000	7,575,213.23	7,575,213.23	0.00
MB04-MBIA Drainage	AR-0017	State Pool		11/01/08	Open	2000	None	2000	0.1051	0.1051	1.000000	1,267,218.21	1,267,218.21	0.00	1.000000	6,290,167.50	6,290,167.50	0.00
MB06-MBIA Toll Rd. Operations	AR-0019	State Pool		11/01/08	Open	2000	None	2000	0.1051	0.1051	1.000000	3,143,377.27	3,143,377.27	0.00	1.000000	43,981,874.17	43,981,874.17	0.00
TT00-TX TERM General	AR-0022	State Pool		11/01/08	Open	2005	None	2005	0.0500	0.0500	1.000000	10,006,437.87	10,006,437.87	0.00	1.000000	1,071.69	1,071.69	0.00
TT02-TX TERM Toll Rd. Operation	AR-0024	State Pool		11/01/08	Open	2005	None	2005	0.0500	0.0500	0.000000	0.00	0.00	0.00	1.000000	1,070.47	1,070.47	0.00
TT04-TX TERM Road & Bridge	AR-0026	State Pool		11/01/08	Open	2005	None	2005	0.0500	0.0500	1.000000	10,463.28	10,463.28	0.00	1.000000	1,068.52	1,068.52	0.00
TT05-TX TERM Drainage	AR-0027	State Pool		11/01/08	Open	2005	None	2005	0.0500	0.0500	1.000000	109,774.61	109,774.61	0.00	1.000000	354.48	354.48	0.00
LOG1-Logic- General	AR-0028	State Pool		11/10/08	Open	200	None	200	0.0964	0.0964	1.000000	10,000,000.00	10,000,000.00	0.00	1.000000	742,878.70	742,878.70	0.00
LOG2-Logic-Toll Rd.Operations	AR-0029	State Pool		11/10/08	Open	200	None	200	0.0964	0.0964	1.000000	2,000,000.00	2,000,000.00	0.00	1.000000	35,118,300.29	35,118,300.29	0.00
LOG5-Logic-Drainage	AR-0032	State Pool		11/10/08	Open	200	None	200	0.0964	0.0964	1.000000	500,000.00	500,000.00	0.00	1.000000	522,218.16	522,218.16	0.00
LOG8-Logic-Road & Bridge	AR-0035	State Pool		11/10/08	Open	200	None	200	0.0964	0.0964	1.000000	1,000,000.00	1,000,000.00	0.00	1.000000	2,523,101.60	2,523,101.60	0.00
MB12-MBIA ESD 100 AGREEMENT	AR-0041	State Pool		08/31/16	Open	2000	None	2000	0.1051	0.1051	1.000000	3,900,000.00	3,900,000.00	0.00	1.000000	1,990,044.56	1,990,044.56	0.00
MB14-MBIA GR PARKWAY OPERATIONS	AR-0043	State Pool		08/31/16	Open	2000	None	2000	0.1051	0.1051	1.000000	8,500,000.00	8,500,000.00	0.00	1.000000	24,904,526.73	24,904,526.73	0.00
MB17 - SR LIEN BOND 2016	AR-0046	State Pool		12/09/16	Open	2000	None	2000	0.1051	0.1051	1.000000	35,000,000.00	35,000,000.00	0.00	1.000000	4,019,010.05	4,019,010.05	0.00
LO10-LOGIC-COUNTY'S CARE ACT	AR-0047	State Pool		05/12/20	Open	200	None	200	0.0964	0.0964	1.000000	67,000,000.00	67,000,000.00	0.00	1.000000	992.57	992.57	0.00
MB19-MBIA FBC ASSIST. DIST. #2	AR-0049	State Pool		05/13/20	Open	2000	None	2000	0.1051	0.1051	1.000000	2,500,000.00	2,500,000.00	0.00	1.000000	2,505,944.33	2,505,944.33	0.00
MB20- MBIA FBC ASSIST. DIST. #4	AR-0050	State Pool		05/13/20	Open	2000	None	2000	0.1051	0.1051	1.000000	1,250,000.00	1,250,000.00	0.00	1.000000	1,252,972.15	1,252,972.15	0.00
MB21-MBIA FBC ASSIST. DIST. #6	AR-0051	State Pool		05/13/20	Open	2000	None	2000	0.1051	0.1051	1.000000	2,000,000.00	2,000,000.00	0.00	1.000000	2,004,755.43	2,004,755.43	0.00
MB23-MBIA JUVENILE	AR-0053	State Pool		05/13/20	Open	2000	None	2000	0.1051	0.1051	1.000000	8,000,000.00	8,000,000.00	0.00	1.000000	5,514,491.22	5,514,491.22	0.00
MB24-MBIA DEBT SERVICE	AR-0054	State Pool		05/13/20	Open	2000	None	2000	0.1051	0.1051	1.000000	21,000,000.00	21,000,000.00	0.00	1.000000	11,006,433.86	11,006,433.86	0.00
MB25-MBIA DRAINAGE DEBT SERVICE	AR-0055	State Pool		05/13/20	Open	2000	None	2000	0.1051	0.1051	1.000000	1,000,000.00	1,000,000.00	0.00	1.000000	1,002,377.74	1,002,377.74	0.00
MB26-FACILITIES BOND 2018	AR-0056	State Pool		05/13/20	Open	2000	None	2000	0.1051	0.1051	1.000000	14,000,000.00	14,000,000.00	0.00	1.000000	10,033,276.40	10,033,276.40	0.00
MB27-MBIA TX HERITAGE PARKWAY	AR-0057	State Pool		05/13/20	Open	2000	None	2000	0.1051	0.1051	1.000000	17,000,000.00	17,000,000.00	0.00	1.000000	10,005,562.91	10,005,562.91	0.00
State Pool Total									<u>0.1041</u>	<u>0.1041</u>	<u>1.000000</u>	<u>229,418,627.31</u>	<u>229,418,627.31</u>	<u>0.00</u>	<u>1.000000</u>	<u>327,009,281.18</u>	<u>327,009,281.18</u>	<u>0.00</u>
Investment Total									<u>0.1322</u>	<u>0.1322</u>	<u>1.000000</u>	<u>439,613,115.83</u>	<u>439,613,115.83</u>	<u>0.00</u>	<u>1.000000</u>	<u>601,107,708.10</u>	<u>601,107,708.10</u>	<u>0.00</u>

Open Investments

Ft. Bend County

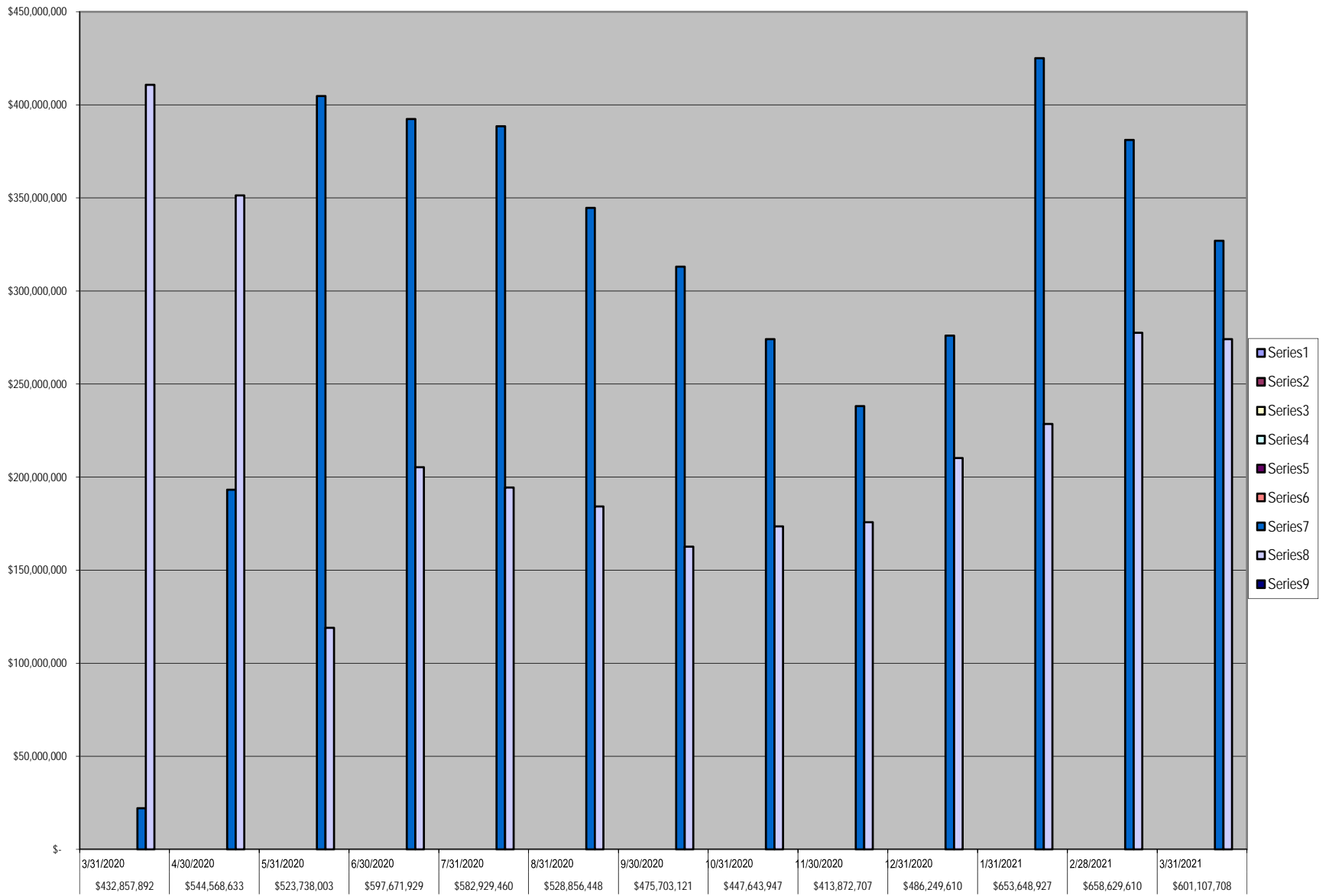
Effective Interest - Actual Life
Receipts in Period
03/31/21

Showing Ending Par Val/Shares: \$601,107,708.10



FBC INVESTMENT TRAILING 12 MONTHS

Open		FARMERS											Prosperity	Prosperity -
Investments		MAC DN	FFCB	FHLB	FHLMC	FNMA	FNMA	DISCOUNT	NOTE	State Pool	Money Market	Invst. Acct.		
\$ 432,857,892	3/31/2020	\$ -	\$ -	\$ -	\$ -	\$ -	\$ -	\$ -	\$ -	\$ 22,110,095	\$ 410,747,797	\$ -	\$ -	\$ -
\$ 544,568,633	4/30/2020	\$ -	\$ -	\$ -	\$ -	\$ -	\$ -	\$ -	\$ -	\$ 193,238,431	\$ 351,330,202	\$ -	\$ -	\$ -
\$ 523,738,003	5/31/2020	\$ -	\$ -	\$ -	\$ -	\$ -	\$ -	\$ -	\$ -	\$ 404,698,430	\$ 119,039,573	\$ -	\$ -	\$ -
\$ 597,671,929	6/30/2020	\$ -	\$ -	\$ -	\$ -	\$ -	\$ -	\$ -	\$ -	\$ 392,395,341	\$ 205,276,588	\$ -	\$ -	\$ -
\$ 582,929,460	7/31/2020	\$ -	\$ -	\$ -	\$ -	\$ -	\$ -	\$ -	\$ -	\$ 388,541,826	\$ 194,387,634	\$ -	\$ -	\$ -
\$ 528,856,448	8/31/2020	\$ -	\$ -	\$ -	\$ -	\$ -	\$ -	\$ -	\$ -	\$ 344,641,682	\$ 184,214,766	\$ -	\$ -	\$ -
\$ 475,703,121	9/30/2020	\$ -	\$ -	\$ -	\$ -	\$ -	\$ -	\$ -	\$ -	\$ 313,084,724	\$ 162,618,397	\$ -	\$ -	\$ -
\$ 447,643,947	10/31/2020	\$ -	\$ -	\$ -	\$ -	\$ -	\$ -	\$ -	\$ -	\$ 274,128,242	\$ 173,515,705	\$ -	\$ -	\$ -
\$ 413,872,707	11/30/2020	\$ -	\$ -	\$ -	\$ -	\$ -	\$ -	\$ -	\$ -	\$ 238,129,414	\$ 175,743,293	\$ -	\$ -	\$ -
\$ 486,249,610	12/31/2020	\$ -	\$ -	\$ -	\$ -	\$ -	\$ -	\$ -	\$ -	\$ 276,055,122	\$ 210,194,488	\$ -	\$ -	\$ -
\$ 653,648,927	1/31/2021	\$ -	\$ -	\$ -	\$ -	\$ -	\$ -	\$ -	\$ -	\$ 425,089,250	\$ 228,559,677	\$ -	\$ -	\$ -
\$ 658,629,610	2/28/2021	\$ -	\$ -	\$ -	\$ -	\$ -	\$ -	\$ -	\$ -	\$ 381,123,831	\$ 277,505,779	\$ -	\$ -	\$ -
\$ 601,107,708	3/31/2021	\$ -	\$ -	\$ -	\$ -	\$ -	\$ -	\$ -	\$ -	\$ 327,009,281	\$ 274,098,427	\$ -	\$ -	\$ -





4/5/2021



To Whom It May Concern,

In accordance with Cadence Bank's Depository Bid, the interest rate for the month of March 2021 is a fixed rate of 0.15% for all Fort Bend County interest-bearing accounts.

Sincerely,

Beth Wermeling

Beth Wermeling
SVP, Treasury Management Officer
Cadence Bank N.A.



Texas CLASS

Texas CLASS MONTHLY AVERAGE YIELD: 0.1051%

Date	Dividend Rate	Daily Yield
03/01/2021	0.00002878	0.1051%
03/02/2021	0.00002880	0.1051%
03/03/2021	0.00002879	0.1051%
03/04/2021	0.00002880	0.1051%
03/05/2021	0.00008637	0.1051%
03/06/2021	0.00000000	0.1051%
03/07/2021	0.00000000	0.1051%
03/08/2021	0.00002881	0.1051%
03/09/2021	0.00002879	0.1051%
03/10/2021	0.00002879	0.1051%
03/11/2021	0.00002880	0.1051%
03/12/2021	0.00008637	0.1051%
03/13/2021	0.00000000	0.1051%
03/14/2021	0.00000000	0.1051%
03/15/2021	0.00002881	0.1051%
03/16/2021	0.00002879	0.1051%
03/17/2021	0.00002880	0.1051%
03/18/2021	0.00002879	0.1051%
03/19/2021	0.00008640	0.1051%
03/20/2021	0.00000000	0.1051%
03/21/2021	0.00000000	0.1051%
03/22/2021	0.00002880	0.1051%
03/23/2021	0.00002880	0.1051%
03/24/2021	0.00002879	0.1051%
03/25/2021	0.00002880	0.1051%
03/26/2021	0.00008637	0.1051%
03/27/2021	0.00000000	0.1051%
03/28/2021	0.00000000	0.1051%
03/29/2021	0.00002881	0.1051%
03/30/2021	0.00002879	0.1051%
03/31/2021	0.00002880	0.1051%

Performance results are shown net of all fees and expenses and reflect the reinvestment of dividends and other earnings. Many factors affect performance including changes in market conditions and interest rates and in response to other economic, political, or financial developments. Investment involves risk including the possible loss of principal. No assurance can be given that the performance objectives of a given strategy will be achieved. **Past performance is no guarantee of future results. Any financial and/or investment decision may incur losses.**

Current Rates:

March 31, 2021

Current Yield¹

0.05%

Historical Rates

Monthly Distribution Yields²

	<u>2011</u>	<u>2012</u>	<u>2013</u>	<u>2014</u>	<u>2015</u>	<u>2016</u>	<u>2017</u>	<u>2018</u>	<u>2019</u>	<u>2020</u>	<u>2021</u>
January	0.14%	0.08%	0.12%	0.04%	0.07%	0.35%	0.58%	1.34%	2.40%	1.61%	0.07%
February	0.17%	0.10%	0.10%	0.04%	0.08%	0.39%	0.59%	1.40%	2.40%	1.58%	0.05%
March	0.14%	0.10%	0.10%	0.04%	0.09%	0.41%	0.66%	1.50%	2.41%	1.20%	0.05%
April	0.10%	0.10%	0.08%	0.04%	0.09%	0.42%	0.75%	1.65%	2.42%	0.83%	
May	0.09%	0.12%	0.08%	0.04%	0.09%	0.43%	0.76%	1.75%	2.41%	0.41%	
June	0.09%	0.13%	0.05%	0.04%	0.09%	0.44%	0.85%	1.85%	2.41%	0.24%	
July	0.06%	0.13%	0.05%	0.05%	0.10%	0.45%	0.96%	1.96%	2.38%	0.22%	
August	0.08%	0.13%	0.05%	0.06%	0.11%	0.47%	1.00%	1.99%	2.21%	0.16%	
September	0.07%	0.13%	0.05%	0.06%	0.13%	0.50%	1.03%	2.03%	2.15%	0.14%	
October	0.07%	0.13%	0.04%	0.06%	0.15%	0.47%	1.05%	2.15%	1.97%	0.12%	
November	0.08%	0.13%	0.04%	0.06%	0.15%	0.45%	1.09%	2.21%	1.74%	0.10%	
December	0.11%	0.13%	0.04%	0.07%	0.23%	0.50%	1.21%	2.32%	1.66%	0.09%	

**Call Toll-Free
1-866-TEX-TERM**

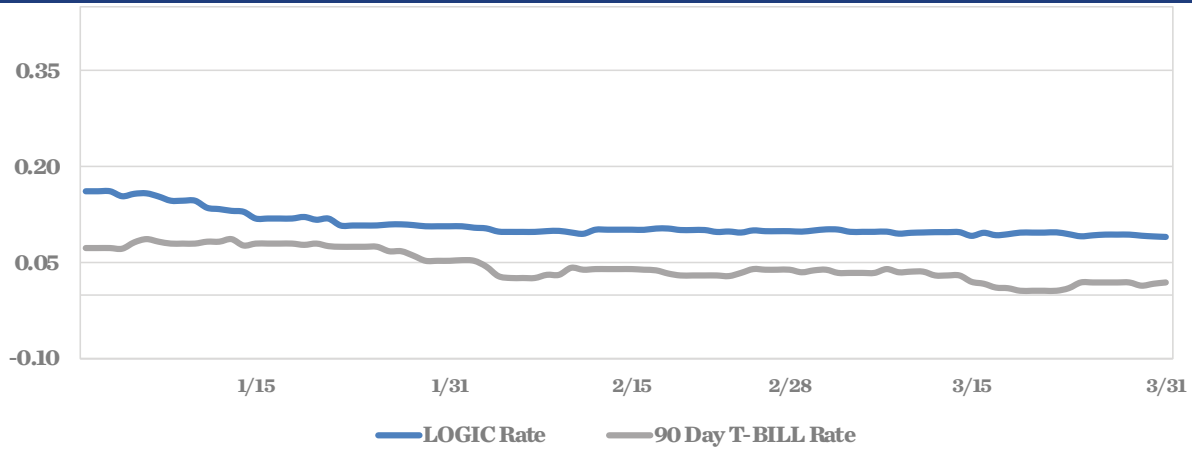
Past performance is not indicative of future results and yields may vary.

(1) The current yield, which is also known as the current annualized yield or current seven-day yield, represents the net change, exclusive of capital changes and income other than investment income, in the value of a hypothetical account with a balance of one share (normally \$1.00 per share) over a seven-day base period expressed as a percentage of the value of one share at the beginning of the seven-day period. This resulting net change in account value is then annualized by multiplying it by 365 and dividing the result by 7. The yields shown may reflect fee waivers by service providers that subsidize and reduce the total operating expenses of the TexasDAILY portfolio. Portfolio yields would be lower if there were no such waivers.

(2) The monthly distribution yield represents the sum of a month's one-day allocation factors divided by the number of days in that month, and multiplied by 365. The yields shown may reflect fee waivers by service providers that subsidize and reduce the total operating expenses of the TexasDAILY portfolio. Portfolio yields would be lower if there were no such waivers.

*This information is for institutional investor use only, not for further distribution to retail investors, and does not represent an offer to sell or a solicitation of an offer to buy or sell any fund or other security. Investors should consider the Pool's investment objectives, risks, charges and expenses before investing. This and other information about the Pool is available in the Pool's Information Statement, which should be read carefully before investing. A copy of the Pool's Information Statement may be obtained by calling 1-866-839-8376 or is available on the Pool's website at www.texasterm.net. While TexasDAILY seeks to maintain a stable net asset value of \$1.00 per share and TexasTERM seeks to achieve a net asset value of \$1.00 per share at its stated maturity, it is possible to lose money investing in the Pool. An investment in the Pool is not insured or guaranteed by the Federal Deposit Insurance Corporation or any other government agency. Shares of the Pool are distributed by **PFM Fund Distributors, Inc.**, member Financial Industry Regulatory Authority (FINRA) (www.finra.org) and Securities Investor Protection Corporation (SIPC) (www.sipc.org). PFM Fund Distributors, Inc. is a wholly owned subsidiary of PFM Asset Management LLC.*

LOGIC VERSUS 90-DAY TREASURY BILL



This material is for information purposes only. This information does not represent an offer to buy or sell a security. The above rate information is obtained from sources that are believed to be reliable; however, its accuracy or completeness may be subject to change. The LOGIC management fee may be waived in full or in part at the discretion of the LOGIC co-administrators and the LOGIC rate for the period shown reflects waiver of fees. This table represents historical investment performance/return to the customer, net of fees, and is not an indication of future performance. An investment in the security is not insured or guaranteed by the Federal Deposit Insurance Corporation or any other government agency. Although the issuer seeks to preserve the value of an investment of \$1.00 per share, it is possible to lose money by investing in the security. Information about these and other program details are in the fund's Information Statement which should be read carefully before investing. The yield on the 90-Day Treasury Bill ("T-Bill Yield") is shown for comparative purposes only. When comparing the investment returns of the LOGIC pool to the T-Bill Yield, you should know that the LOGIC pool consists of allocations of specific diversified securities as detailed in the respective Information Statements. The T-Bill Yield is taken from Bloomberg Finance L.P. and represents the daily closing yield on the then current 90-Day T-Bill. The LOGIC yield is calculated in accordance with regulations governing the registration of open-end management investment companies under the Investment Company Act of 1940 as promulgated from time to time by the federal Securities and Exchange Commission.

DAILY SUMMARY FOR MARCH 2021

DATE	MNY MKT FUND EQUIV. [SEC Std.]	DAILY ALLOCATION FACTOR	INVESTED BALANCE	MARKET VALUE PER SHARE	WAM DAYS (1)*	WAL DAYS (2)*
3/1/2021	0.0989%	0.000002710	\$9,460,994,801.30	1.000126	52	71
3/2/2021	0.1007%	0.000002760	\$9,461,243,815.29	1.000125	52	75
3/3/2021	0.1024%	0.000002805	\$9,424,345,752.26	1.000126	55	78
3/4/2021	0.1021%	0.000002798	\$9,414,216,963.42	1.000125	55	78
3/5/2021	0.0986%	0.000002700	\$9,521,705,386.52	1.000114	52	75
3/6/2021	0.0986%	0.000002700	\$9,521,705,386.52	1.000114	52	75
3/7/2021	0.0986%	0.000002700	\$9,521,705,386.52	1.000114	52	75
3/8/2021	0.0989%	0.000002709	\$9,515,313,377.01	1.000121	53	76
3/9/2021	0.0958%	0.000002626	\$9,563,584,680.70	1.000119	54	77
3/10/2021	0.0971%	0.000002660	\$9,526,580,203.95	1.000117	54	76
3/11/2021	0.0976%	0.000002673	\$9,502,106,600.70	1.000115	55	77
3/12/2021	0.0981%	0.000002688	\$9,466,544,768.27	1.000104	52	75
3/13/2021	0.0981%	0.000002688	\$9,466,544,768.27	1.000104	52	75
3/14/2021	0.0981%	0.000002688	\$9,466,544,768.27	1.000104	52	75
3/15/2021	0.0924%	0.000002532	\$9,460,662,041.16	1.000109	54	75
3/16/2021	0.0971%	0.000002661	\$9,284,157,412.75	1.000119	55	79
3/17/2021	0.0934%	0.000002560	\$9,303,454,672.45	1.000117	54	77
3/18/2021	0.0949%	0.000002599	\$9,306,074,155.29	1.000115	57	80
3/19/2021	0.0974%	0.000002668	\$9,221,833,192.49	1.000106	56	80
3/20/2021	0.0974%	0.000002668	\$9,221,833,192.49	1.000106	56	80
3/21/2021	0.0974%	0.000002668	\$9,221,833,192.49	1.000106	56	80
3/22/2021	0.0978%	0.000002680	\$9,190,189,825.36	1.000113	56	80
3/23/2021	0.0950%	0.000002602	\$9,271,344,525.32	1.000110	57	81
3/24/2021	0.0917%	0.000002513	\$9,284,556,412.81	1.000109	58	81
3/25/2021	0.0932%	0.000002554	\$9,276,304,587.76	1.000107	58	80
3/26/2021	0.0943%	0.000002584	\$9,247,983,466.50	1.000098	56	79
3/27/2021	0.0943%	0.000002584	\$9,247,983,466.50	1.000098	56	79
3/28/2021	0.0943%	0.000002584	\$9,247,983,466.50	1.000098	56	79
3/29/2021	0.0926%	0.000002538	\$9,281,459,369.64	1.000104	55	78
3/30/2021	0.0915%	0.000002506	\$9,254,812,248.08	1.000103	55	78
3/31/2021	0.0907%	0.000002486	\$9,125,381,719.33	1.000103	55	78
Average	0.0964%	0.000002642	\$9,363,902,696.97		55	77

Cadence Bank
Money Market Accounts
March 31, 2021

FUND	DESCRIPTION	BEGINNING BALANCE	DEPOSITS	WITH- DRAWALS	INTEREST	ENDING BALANCE
100	General Operating	139,280,621.82	51,245,785.45	111,415,534.47	15,400.21	79,126,273.01
150	Juvenile Operations	3,325,119.80	4,410,485.74	3,227,308.26	380.09	4,508,677.37
155	Road & Bridge	4,773,010.65	3,029,492.52	1,449,924.98	752.12	6,353,330.31
160	Drainage District	9,885,214.25	4,223,287.42	2,923,155.01	1,448.28	11,186,794.94
165	Lateral Road	1,254,946.75	-	-	159.88	1,255,106.63
170	Statue Restoration	4,615.80	-	-	0.59	4,616.39
175	City Water Assistance	2,440.04	471.00	451.58	0.34	2,459.80
185	Entex Contributions	4.71	-	-	-	4.71
190	H L & P Assistance	24,215.47	-	7,276.21	2.67	16,941.93
195	County Law Library	1,300,393.10	30,017.29	16,504.18	167.46	1,314,073.67
200	Law Enforcement Academy	459,969.94	11,470.00	16,436.03	58.92	455,062.83
205	Surface Water Supply Corp.	8,342.23	-	-	1.06	8,343.29
206	Industrial Development Corp	23,207.78	-	-	2.96	23,210.74
207	FBC Historical Commission	10,199.60	-	-	1.30	10,200.90
215	Library Donations	108,583.66	425.00	29.25	13.84	108,993.25
225	FBC Asset Forfeiture-Task-State	1,095,132.24	60,954.65	2,410.00	144.80	1,153,821.69
235	Probate Court Training	145,391.40	955.00	-	18.61	146,365.01
245	Alert Program-Juvenile	55,764.23	-	-	7.10	55,771.33
255	D A Asset Forfeiture-Fed.	55.47	-	-	0.01	55.48
265	Gus George Memorial	4,691.99	-	-	0.60	4,692.59
275	D A Special Fund Run	8,155.60	-	-	1.04	8,156.64
280	Co.Atty.Supplemental Salary	271,121.36	-	3,880.39	34.32	267,275.29
290	VIT Interest (Tax Coll)	112,094.54	3,425.08	-	14.62	115,534.24
300	FBC Elections	141,216.44	50,764.00	15,581.53	21.28	176,420.19
305	FBC Asset Forfeiture-Task-Fed.	38,099.12	-	-	4.85	38,103.97
310	Sheriff Ofc/Forfeiture-Assets-St.	786,249.66	-	2,514.41	99.87	783,835.12
315	Sheriff Ofc/Forfeiture-Assets-Fed.	157,898.30	-	4,469.82	19.62	153,448.10
320	Constable Pct. 2 F/A	24.08	-	-	-	24.08
322	Constable Pct 3 F/A	7,943.90	-	-	1.01	7,944.91
324	Constable Pct 1 F/A	0.76	-	-	-	0.76
332	Fire Marshal St. Ass't. Forfeiture	703.59	-	-	0.09	703.68
335	DA Asset Forfeiture-State	590,224.85	29,555.74	5,199.46	75.98	614,657.11
360	Law Enforcement Training	348,547.45	-	-	44.40	348,591.85
390	Child Protective Service IV-E	163,371.32	-	15,954.85	19.69	147,436.16

Cadence Bank
Money Market Accounts
March 31, 2021

402	Hope 3 Program Sales	60.99	-	-	0.01	61.00
410	Child Support IVD Reimb.	347,096.22	2,434.76	43.98	44.43	349,531.43
415	Local Law Enf.Block Grant	48,419.14	23,123.00	5,915.35	8.52	65,635.31
440	Supervision	3,751,784.83	1,113,721.85	422,543.79	555.47	4,443,518.36
470	FBC Assist District #16	9,852.54	1,737.05	-	1.38	11,590.97
473	FBC Assist District #19	-	11,862.97	-	0.91	11,863.88
474	FBC Assist District #20	35,602.39	7,456.56	-	5.06	43,064.01
476	FBC Assist District #22	-	169,902.26	-	15.09	169,917.35
600/605	Debt Service Account	4,483,900.02	3,838,795.76	117,402.08	973.08	8,206,266.78
610	Drainage Debt Service	3,143,213.58	56,974.92	-	405.50	3,200,594.00
750	Mission Bend/Four Corners	440,736.89	-	28,210.34	52.93	412,579.48
756	2018 Facilities Bond Projects	1,396,157.94	4,000,000.00	817,220.26	122.73	4,579,060.41
760	2020 Facilities Bond Projects	1,556,063.33	142,299.95	863,093.12	137.00	835,407.16
762	2020 Mobility Projects	22,048,098.40	-	3,951,244.97	2,495.45	18,099,348.88
764	2020 Drainage Flood Projects	21,237,469.66	-	443,505.26	2,671.54	20,796,635.94
766	2020 Mobility - Tx Heritage Pkwy	25,025.74	10,031,833.18	1,547,287.13	469.02	8,510,040.81
768	2020A Tax Notes	13,001,897.73	-	2,236,052.00	1,582.89	10,767,428.62
771	2021 Tax Note Account	-	222,458.69	-	0.91	222,459.60
802	Sr. Lien Toll Rd Rev Bonds 2016	1,384,241.31	4,000,000.00	10,790.91	191.92	5,373,642.32
810	Toll Road Operations	10,547,455.44	10,357,802.16	14,756,393.77	902.03	6,149,765.86
815	Grand Pkwy Toll Road Ops	8,647,620.22	10,283,027.33	10,210,066.31	1,088.93	8,721,670.17
990	County's Cares Act	129,754.92	47,356,506.19	10,408,143.19	799.74	37,078,917.66
TREA	Treasurer's Account	16,588.50	43,683,024.38	40,106,124.94	211.81	3,593,699.75
INVE	FBC Investment Account	0.07	31,510,724.31	31,510,724.38	-	-
850M	Boon-Chapman Medical	972,738.66	4,701,530.54	3,710,591.40	235.83	1,963,913.63
850D	Boon-Chapman Dental	783,912.91	1,400,035.92	789,870.84	123.03	1,394,201.02
882	Boon-Chapman 125	225,087.62	208,268.29	197,034.91	22.73	236,343.73
884	Fee Officer's Account	2,353,522.84	2,298,663.94	1,759,062.48	-	2,893,124.30
912	JP Credit Card Processing	57,842.04	383,993.22	407,334.00	8.21	34,509.47
908	EMS Credit Card Processing	5,165.80	16,876.37	11,180.46	1.47	10,863.18
DACC	D A Credit Card Processing	26,543.02	13,923.40	1,549.82	4.34	38,920.94
PTCC	Public Transportation Credit Cards	3,070.48	5,932.20	3,964.60	0.53	5,038.61
CSCC	CSCD Credit Card	171,762.99	338,583.85	234,505.41	24.56	275,865.99
LBCC	Library Credit Card	533.39	2,670.76	2,661.92	0.10	542.33
JUCC	Juvenile Credit Card	1,413.12	2,413.24	3,377.94	0.15	448.57

Cadence Bank
Money Market Accounts
March 31, 2021

SOCC	Sheriff Credit Card	19,066.65	32,447.78	24,479.43	2.00	27,037.00
TRCC	Toll Road Permit Credit Card	3,130.40	922.74	1,641.98	0.38	2,411.54
130	Assistant Dist Number 1	3,170,251.72	485,802.62	29,214.79	441.17	3,627,280.72
131	Assistant Dist Number 2	2,514,572.95	163,562.34	13,436.92	332.58	2,665,030.95
133	Assistant Dist Number 4	717,690.91	30,021.14	-	93.90	747,805.95
134	Assistant Dist Number 5	309,291.61	4,715.62	-	39.79	314,047.02
135	Assistant Dist Number 6	897,738.49	107,321.35	21,641.33	121.36	983,539.87
136	Assistant Dist Number 7	1,110,589.04	102,740.67	17,079.82	147.12	1,196,397.01
137	Assistant Dist Number 8	88,560.41	3,213.43	-	11.51	91,785.35
138	Assistant Dist Number 9	1,948,533.97	63,271.88	17,079.82	251.11	1,994,977.14
139	Assistant Dist Number 10	697,156.55	38,166.73	34,486.80	89.20	700,925.68
140	Assistant Dist Number 11	1,187,104.23	69,650.10	15,117.80	155.59	1,241,792.12
145	Emergency Svc Dist 100	3,445,545.65	-	-	438.95	3,445,984.60
CCCA	Non Fee Officer CC Clearing Acct	123,682.38	48,247.02	32,885.08	15.87	139,060.19
JPMT	Juror Payments	17,340.27	-	1,542.05	2.11	15,800.33
EPEC	Engineering Permitting E-Check	4,740.55	2,910.00	0.55	0.82	7,650.82
JE11	JP 1-1 E-Filing	1,809.27	9,053.50	10,862.77	0.18	0.18
JE12	JP 1-2 E-Filing	306.16	11,618.75	11,618.91	0.18	306.18
JE02	JP 2 E-Filing	5,404.60	20,160.00	25,387.60	0.36	177.36
JE03	JP 3 E-Filing	1,349.24	17,419.75	17,028.24	0.23	1,740.98
JE04	JP #4 E-Filing	1,434.84	20,194.49	20,627.33	0.33	1,002.33
	EMS Patient Acct Svcs ACH	0.41	431,955.95	431,956.36	0.09	0.09
	Change Fund Clearing Acct	274.02	2,380.00	2,380.02	0.02	274.02
	Total	277,505,778.95	240,949,441.80	244,390,993.59	34,199.76	274,098,426.92