

FORT BEND COUNTY TREASURER'S MONTHLY REPORT
 CASH AND INVESTMENT ACTIVITY
 September 30, 2020

FUND	DESCRIPTION	BEGINNING BALANCE	DEPOSITS	WITH-DRAWALS	ENDING BALANCE	INVESTMENTS	TREASURER'S TOTAL ENDING BALANCE
100	General Operating	51,297,474.34	70,332,234.97	70,664,950.67	50,964,758.64	56,707,131.28	107,671,889.92
150	Juvenile Operations	915,753.34	2,432,075.69	1,192,580.61	2,155,248.42	2,510,729.82	4,665,978.24
155	Road & Bridge	2,008,269.45	2,709,797.50	2,754,719.25	1,963,347.70	11,094,108.69	13,057,456.39
160	Drainage District	1,648,034.99	5,359,882.34	5,127,125.04	1,880,792.29	8,809,693.51	10,690,485.80
165	Lateral Road	1,186,457.09	380.25	-	1,186,837.34		1,186,837.34
170	Statue Restoration	4,610.56	1.48	-	4,612.04		4,612.04
175	City Water Assistance	10,701.49	266.49	6,646.19	4,321.79		4,321.79
185	Entex Contributions	4.71	-	-	4.71		4.71
190	H L & P Assistance	25,551.71	7.87	2,356.10	23,203.48		23,203.48
195	County Law Library	1,331,720.80	39,865.11	23,767.99	1,347,817.92		1,347,817.92
200	Law Enforcement Academy	434,322.19	9,310.33	4,022.27	439,610.25		439,610.25
205	Surface Water Supply Corp.	8,332.77	2.67		8,335.44		8,335.44
206	Industrial Development Corp.	41,670.71	12.84	6,000.00	35,683.55		35,683.55
207	FBC Historical Commission	5,190.78	1.66	-	5,192.44		5,192.44
215	Library Donations	117,538.17	37.67	13.31	117,562.53		117,562.53
225	FBC Asset Forfei.Task-State	582,278.00	149,757.66	6,916.98	725,118.68		725,118.68
235	Probate Court Training	138,684.17	1,154.64	-	139,838.81		139,838.81
245	Alert Program-Juvenile	55,695.72	17.85	-	55,713.57		55,713.57
255	D A Asset Forfeiture-Fed.	55.41	0.02	-	55.43		55.43
265	Gus George Memorial	4,686.67	1.50	-	4,688.17		4,688.17

FORT BEND COUNTY TREASURER'S MONTHLY REPORT
 CASH AND INVESTMENT ACTIVITY
 September 30, 2020

275	D A Special Fund Run	10,505.62	3.36	531.20	9,977.78		9,977.78
280	Co.Atty.Supplemental Salary	220,687.14	69.83	6,303.75	214,453.22		214,453.22
290	VIT Interest (Tax Coll)	104,479.10	2,960.81	1,143.26	106,296.65		106,296.65
300	FBC Elections	491,316.83	10,128.06	15,275.74	486,169.15		486,169.15
305	FBC Asset Forfe. Task-Fed.	42,177.03	13.38	643.00	41,547.41		41,547.41
310	Sheriff Ofc/Forfei.Assets-St.	706,662.67	184,528.23	35,055.17	856,135.73		856,135.73
315	Sheriff Ofc/Forfei.Assets-Fed.	203,062.41	64.11	4,677.18	198,449.34		198,449.34
320	Constable Pct. 2 F/A	24.06	0.01	-	24.07		24.07
322	Constable Pct 3 F/A	4,828.67	1.55	-	4,830.22		4,830.22
324	Constable Pct 1 F/A	0.76	-	-	0.76		0.76
332	Fire Marshal St. Ass't. Forfeiture	702.71	0.23	-	702.94		702.94
335	DA Asset Forfeit.-State	641,135.92	203.20	10,743.56	630,595.56		630,595.56
360	Law Enforcement Training	297,774.34	95.43	-	297,869.77		297,869.77
390	Child Protective Service IV-E	202,420.43	15,952.72	24,788.42	193,584.73		193,584.73
402	Hope 3 Program Sales	60.92	0.02	-	60.94		60.94
410	Child Support IVD Reimb.	335,632.87	6,911.87	-	342,544.74		342,544.74
415	Local Law Enf.Block Grant	68,138.06	30,028.30	16,317.57	81,848.79		81,848.79
440	Supervision	3,455,815.56	1,143,630.91	420,203.69	4,179,242.78		4,179,242.78
470	FBC Assist District #16	3,052.46	1,801.94	1,718.18	3,136.22		3,136.22
474	FBC Assist District #20	11,424.94	7,105.25	7,003.62	11,526.57		11,526.57
600/605	Debt Service Account	1,658,299.29	12,178,626.58	12,492,758.16	1,344,167.71	-	1,344,167.71
610	Drainage Debt Service	253,622.47	1,107.46	-	254,729.93	1,001,701.46	1,256,431.39

FORT BEND COUNTY TREASURER'S MONTHLY REPORT
CASH AND INVESTMENT ACTIVITY
September 30, 2020

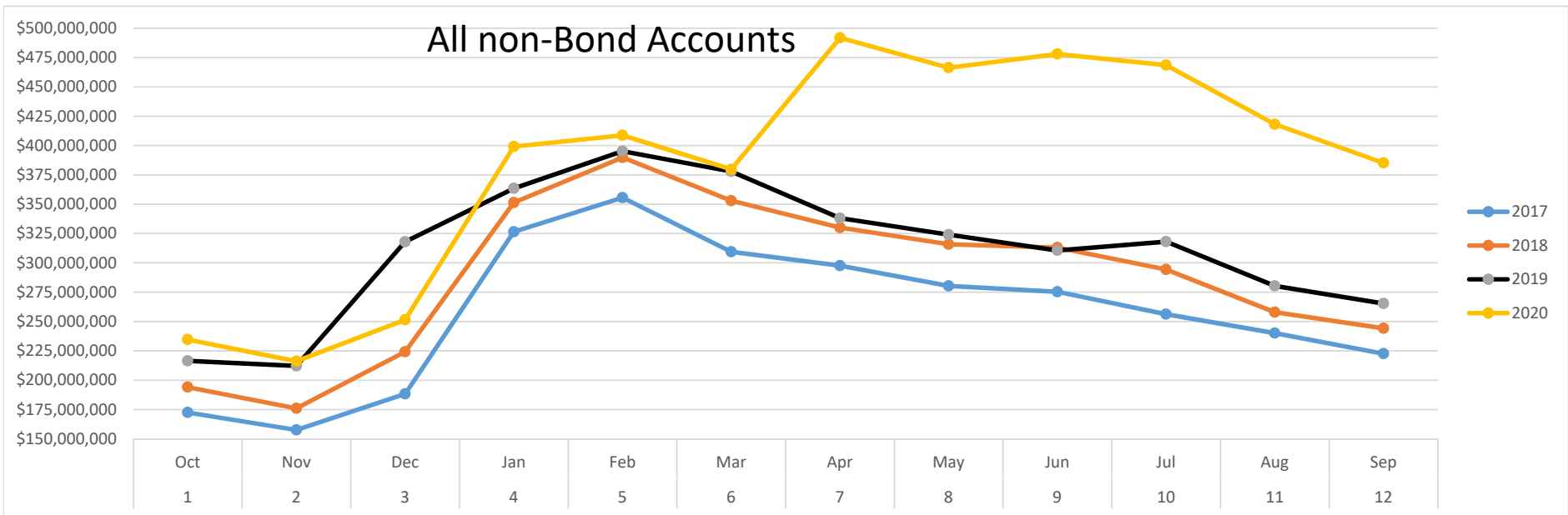
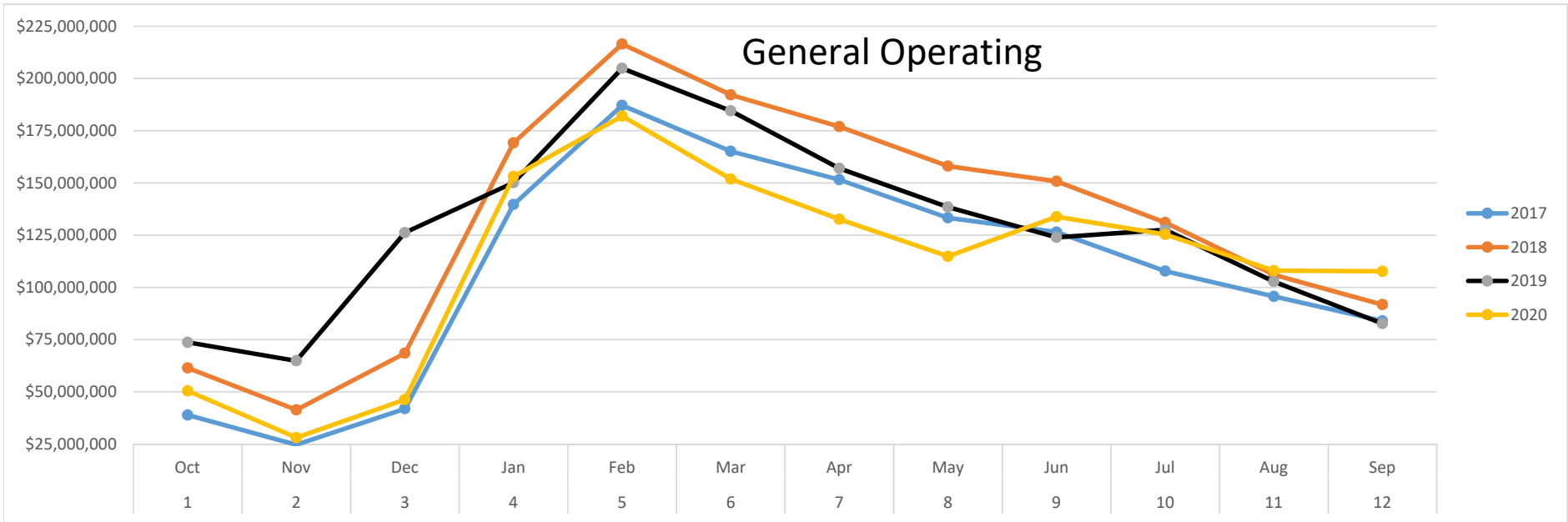
750	Mission Bend/Four Corners	453,672.87	145.39	24.74	453,793.52		453,793.52
756	2018 Facilities Bond Projects	3,501,803.08	1,096.24	171,063.46	3,331,835.86	14,023,820.85	17,355,656.71
758	2018 Mobility Projects	-	-	-	-		-
760	2020 Facilities Bond Projects	10,106,559.42	3,210.03	349,294.35	9,760,475.10		9,760,475.10
762	2020 Mobility Projects	46,474,581.86	52,476.57	12,239,235.37	34,287,823.06		34,287,823.06
766	2020 Mobility - Tx Heritage Pkwy	4,614,383.76	5,000,417.65	7,431,114.42	2,183,686.99	12,028,666.85	14,212,353.84
802	Sr. Lien Toll Rd Rev Bonds 2016	2,817,874.39	876.34	90,627.36	2,728,123.37	8,013,611.86	10,741,735.23
805	Grand Pkwy Toll Rd Rev Bond	3,669,083.39	1,175.92	-	3,670,259.31		3,670,259.31
810	Toll Road Operations	7,157,779.87	437,972.49	1,185,171.30	6,410,581.06	79,044,958.63	85,455,539.69
815	Grand Pkwy Toll Road Ops	10,732,524.33	396,906.18	5,856,484.38	5,272,946.13	24,885,248.31	30,158,194.44
990	County's Cares Act	11,178,975.22	10,160,558.36	14,779,606.22	6,559,927.36	86,214,866.23	92,774,793.59
TREA	Treasurer's Account	810.05	27,838,424.27	24,432,079.53	3,407,154.79		3,407,154.79
INVE	FBC Investment Account	-	-	-	-		-
850M	Boon-Chapman Medical	1,061,511.68	4,001,441.94	3,769,533.01	1,293,420.61		1,293,420.61
850D	Boon-Chapman Dental	1,179,117.29	342.29	210,516.73	968,942.85		968,942.85
882	Boon-Chapman 125	264,397.70	68,953.14	46,753.44	286,597.40		286,597.40
884	Fee Officer's Account	2,246,885.96	2,220,945.15	1,792,489.65	2,675,341.46		2,675,341.46
912	JP Credit Card Processing	63,536.31	226,898.02	262,934.77	27,499.56		27,499.56
908	EMS Credit Card Processing	24,012.38	23,482.78	28,652.45	18,842.71		18,842.71
DACC	D A Credit Card Processing	6,903.25	12,527.17	13,575.65	5,854.77		5,854.77
PTCC	Public Transportation Credit Cards	210.70	989.97	870.52	330.15		330.15

FORT BEND COUNTY TREASURER'S MONTHLY REPORT
CASH AND INVESTMENT ACTIVITY
September 30, 2020

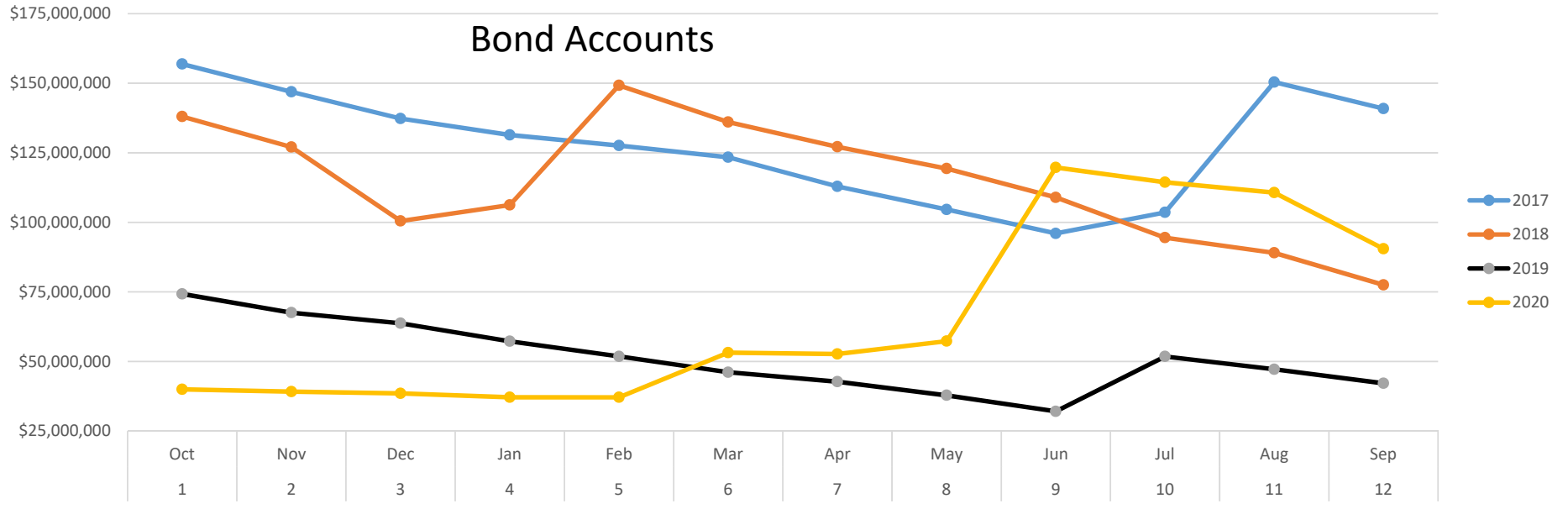
CSCD	CSCD Credit Card Account	250,806.66	246,116.72	278,599.45	218,323.93		218,323.93
LBCC	Library Credit Card	225.52	2,683.54	1,224.90	1,684.16		1,684.16
JUCC	Juvenile Credit Card	547.75	2,790.50	3,118.10	220.15		220.15
SOCC	Sheriff Credit Card	27,530.82	27,127.40	30,947.62	23,710.60		23,710.60
TRCC	Toll Road Permit Credit Card	1,945.78	3,125.99	406.93	4,664.84		4,664.84
130	Assistance Dist Number 1	1,881,148.97	1,961,712.88	3,488,501.92	354,359.93	-	354,359.93
131	Assistant District Number 2	1,436,531.14	131,855.79	-	1,568,386.93	2,504,253.77	4,072,640.70
133	Assistant District Number 4	556,160.35	21,237.51	-	577,397.86	1,252,126.85	1,829,524.71
134	Assistant District Number 5	277,518.14	3,240.68	-	280,758.82		280,758.82
135	Assistant District Number 6	800,914.19	120,921.33	7,990.39	913,845.13	2,003,403.02	2,917,248.15
136	Assistant District Number 7	755,082.76	88,394.52	90,774.26	752,703.02		752,703.02
137	Assistant District Number 8	75,948.20	3,219.10	6,835.02	72,332.28		72,332.28
138	Assistant District Number 9	500,225.73	57,926.82	-	558,152.55	1,001,701.46	1,559,854.01
139	Assistant District Number 10	502,231.79	37,130.88	-	539,362.67		539,362.67
140	Assistant District Number 11	796,205.19	67,000.48	-	863,205.67		863,205.67
145	Emergency Svc Dist 100	2,108,355.69	675.71	-	2,109,031.40	1,988,702.02	4,097,733.42
CCCA	Non Fee Officer CC Clearing Acct	132,883.63	30,736.96	70,760.34	92,860.25		92,860.25
JPMT	Juror Payments	11,684.71	3.48	2,437.49	9,250.70		9,250.70
EPEC	Engineering Permitting E-Check	8,432.46	2,761.84	4,682.46	6,511.84		6,511.84
JE11	JP 1-1 E-Filing	971.32	6,816.25	7,583.32	204.25		204.25
JE12	JP 1-2 E-Filing	956.72	4,346.69	4,988.72	314.69		314.69
JE02	JP 2 E-Filing	2,924.58	15,746.28	13,468.08	5,202.78		5,202.78

FORT BEND COUNTY TREASURER'S MONTHLY REPORT
CASH AND INVESTMENT ACTIVITY
September 30, 2020

JE03	JP 3 E-Filing	0.53	16,748.98	16,275.78	473.73		473.73
JP04	JP #4 E-Filing	2,052.97	8,952.29	9,640.97	1,364.29		1,364.29
	Total	184,214,766.44	147,928,154.31	169,524,524.01	162,618,396.74	313,084,724.61	475,703,121.35



Bond Accounts



All Accounts

